

GENERAL SOCIAL SURVEYS, 1972-2014:

CUMULATIVE CODEBOOK

April 2016

Conducted for
The National Data Program for the Social Sciences

at

NORC
University of Chicago

NORC

Founded in 1941, the National Opinion Research Center (NORC) is the oldest national survey research facility that is not-for-profit and university affiliated. Through its Survey Operations Group, NORC provides consultation and services on the full range of survey research tasks--study design and analysis, sampling, questionnaire design, data collection, and data processing--for a wide range of clients in the research community. NORC maintains a national probability sample, which is fully revised to accord with 2000 Census information. Many NORC surveys are archived at the Roper Center for Public Opinion Research and in NORC's own data archive.

NORC

University of Chicago

1155 East 60th Street

Chicago, Illinois 60637

(773) 256-6288

EMAIL: smitht@norc.uchicago.edu

GENERAL SOCIAL SURVEYS, 1972-2014 CUMULATIVE CODEBOOK

(Codebook for the Machine-Readable Data File
General Social Surveys, 1972-2014)

Principal Investigator
Co-Principal Investigator
Co-Principal Investigator

Tom W. Smith
Peter V. Marsden
Michael Hout

Research Associates

Jaesok Son
Benjamin Schapiro

Research Assistants

Nissa Mai
Aidan Milliff

NORC Edition

Produced by
NORC
University of Chicago

as part of
The National Data Program for the Social Sciences
2015

This project was supported by
the National Science Foundation
(National Data Program for the Social Science Series, No. 23)

CATALOGING-IN-SOURCE
(Machine-readable data file plus codebook)

Smith, Tom W., Marsden, Peter V., and Hout, Michael, *General Social Surveys, 1972-2014* [machine-readable data file] /Principal Investigator, Smith, Tom W.; Co-Principal Investigators, Peter V. Marsden and Michael Hout; Sponsored by National Science Foundation. --NORC ed.-- Chicago: NORC, 2016.

1 data file (59,599 logical records) + 1 codebook (3,505 pp.). -- (National Data Program for the Social Sciences, no. 23).

Summary: This cumulative data file merges all 30 General Social Surveys (1972-1978, 1980, 1982-91, 1993, 1994, 1996, 1998, 2000, 2002, 2004, 2006, 2008, 2010, 2012, 2014) into a single file with each year or survey acting as a subfile. This arrangement of the data facilitates trend analysis on repeated questions over the 42-year period.

+++++

CATALOGING-IN-SOURCE
(Printed codebook only)

Smith, Tom W.; Marsden, Peter V; Michael Hout. *General Social Surveys, 1972-2014: cumulative codebook* / Principal Investigator, Tom W. Smith; Co-Principal Investigators, Peter V. Marsden and Michael Hout. -- Chicago: NORC, 2016. 3,505 pp., 28cm. -- (National Data Program for the Social Sciences Series, no. 23).

This codebook is to be used in conjunction with the machine-readable data file titled General Social Survey, 1972-2014. 1. Social surveys - U.S. 2. Public Opinion - U.S. I. Smith, Tom W. II. NORC. III. Title. IV. Series.

+++++

BIBLIOGRAPHIC REFERENCE

Manuscripts using this data file should contain the following citation:

Smith, Tom W.; Marsden, Peter V; Michael Hout. *General Social Surveys, 1972-2014*. [machine-readable data file]. Principal Investigator, Tom W. Smith; Co-Principal Investigators, Peter V. Marsden and Michael Hout, NORC ed. Chicago: NORC, 2015. 1 data file (59,599 logical records) and 1 codebook (3,485 pp).

+++++

ISSN 0161-3340

(Codebook only)

ISBN 978-0-932132-61-1

+++++

This publication may be copied in whole or in part by any copying or duplicating process, provided it is not sold except to recover duplicating costs.

*Cataloging was prepared with the assistance of Sue A. Dodd, Social Science Data Library, Institute for Research in Social Science, University of North Carolina, Chapel Hill

TABLE OF CONTENTS

Introduction.....	viii
Changes in Design.....	x
Abbreviations and Data Identification Numbers	xi
Index to Data Set.....	1
1972-2014 Surveys Core Variables and Related	104
General Social Survey Topical Modules	
1985, 2004	Social Networks 509
1987, 1994	Socio-Political Participation 552
1988, 2000	Religion 584
1990, 2000	Intergroup Relations 642
1991	Work Organizations 685
1993, 2002	Culture 736
1994	Family Mobility 786
1994	Multiculturalism 860
1996	Gender 890
1996	Emotions 916
1996	Markets 962
1996	Markets and Exchange 1008
1996	Mental Health 1050
1998	Religion and Culture 1131
1998, 2004	Daily Spiritual Experiences 1140
1998	Art 1147
1998	Jobs 1154
1998	Mental Health 1172
2000	Multi-Ethnic United States 1223
2000-06, 2010+	Information Society 1293
2000	Freedom 1413
2000	Health Status 1425
2002	Prejudice 1450
2002	Doctors and Patients 1456
2002, 06, 10, 14	Quality of Working Life 1466
2002, 2006	Employee Compensation (see Shared Capitalism)..... 1501
2002, 2004	Altruism 1513
2002	Adult Transitions 1526
2002	Mental Health 1536
2000	Information Seeking Online 1567
2004	Workplace Conflict..... 1573
2004	Immigration (3 card) 1584
2004	Genes 1591
2004	Altruistic Love 1610
2004	Guns 1612
2004	Spiritual Transformations 1614
2004	Frequency of Spiritual Experiences 1632
2004	Catholics 1638
2004	Women and Alcohol 1640
2004	Voluntary Associations/Social Networks 1649
2006-14	Science, Knowledge about and Attitudes towards 1735
2006, 2010, 2014	Shared Capitalism (see Employee Compensation)..... 1852
2006	Mental Health II 1859
2006	Number Known 1862
2006	Gun Control 1927
2006	Disabled 1932

2006	Mental Health I	1935
2008	Self-Employment	1976
2008	Jewish Identity	1982
2008	Terrorism Preparedness	1995
2008	Global Economics	2010
2008	Sexual Orientation	2038
2008	Clergy/Sex	2051

International Social Survey Programme (ISSP) Modules (Years listed refer to ISSP years)

1985, 1990, 1996, 2006	Role of Government	2061
1986	Social Networks & Support Systems	2136
2001	Social Relations & Support Systems	2178
1987, 1999, 2009	Social Inequality	2212
1988, 1994, 2002, 2012	Family & Changing Gender Roles	2267
1989, 1997, 2005	Work Orientation	2339
1991, 1998, 2008	Religion	2405
1993, 2000, 2010	Environment	2461
1995, 2003, 2013	National Identity	2508
2004, 2014	Citizenship	2559

Additional GSS Variables

Personality Traits	2595
Civil Liberties.....	2600
AIDS.....	2602
High Risk Behaviors, 1988+.....	2633
Birth Order	2650
Genes	2651
Children.....	2658
Negative Life Events.....	2677
Income.....	2716
National Security	2723
Ethnicity and Race	2750
Military Service and Work	2774
Residence	2777
Vocabulary Test	2779
Religious Attendance and Identity	2783
Household Members and Structure	2794
Date of Interview	2891
Occupation	2892
War and International	2918
Welfare	2926
Interview Characteristics	2935
Shared Memberships	2939
Paradata	2973
Form Y Questions not listed elsewhere	2980
Sampling and Weights	2982

Appendices

A. Sampling Design and Weighting	2992
B. Field Work and Interviewer Specifications	3012
C. General Coding Instructions	3061
D. Recodes	3063
E. Age and Cohort Distributions	3106
F. Occupational Classification Distributions	3107

G.	Prestige Scores Distributions	3146
H.	Industrial Classifications Distributions	3151
I.	International Standard of Classification of Occupation	3168
J.	DOT Variables	3218
K.	Protestant Denominations Distributions	3219
L.	Hours Worked Distributions	3227
M.	Abortion and ERA Distributions	3229
N.	Changes in Question Wording, Response Categories, and Format	3233
O.	Previous Usage	3251
P.	Experimental Form	3253
Q.	Rotation Design	3264
R.	Crossnational and Topical Modules	3268
S.	Supplemental and Related Data	3300
T.	General Social Survey Papers	3302
U.	Variables by Year	3323
V.	Subject Index to Questions	3472

INTRODUCTION

The National Data Program for the Social Sciences is designed as a data diffusion project and a program of social indicator research. The data come from the General Social Surveys, interviews administered to NORC national samples using a standard questionnaire. Toward the major goal of functioning as a social indicator program, items which have appeared on previous national surveys starting in 1937 have been replicated here. The search for trend items led us to published reports from Gallup, Harris, the Detroit Area Study, SRC (Michigan) studies, NORC files, and Federal Commissions such as those on Violence and Pornography.

By retaining the exact wording, we hope to facilitate time trend studies as well as replications of earlier findings. For the base line items in the initial 1972 survey, some 105 sociologists and social scientists reviewed drafts of the questionnaire, suggested revisions and additions, and expressed their question preference by vote. Their serious assistance was extremely helpful in putting together a final version of the questionnaire which would represent the varied interests of social scientists. Topic and question selection continues to be monitored by leading social scientists who serve as a Board of Overseers: Deborah Carr, Jeremy Freese, Bridget Goosby, Darrick Hamilton, Vincent Hutchings, Frauke Kreuter, Taeku Lee, Jason Schnittker, Judith Seltzer, Florenca Torche, Rob Warren, and Rebeca Wong.

The items appearing on the surveys are one of three types: Permanent questions that occur on each survey, rotating questions that appear on two out of every three surveys (1973, 1974, and 1976, or 1973, 1975, and 1976), and a few occasional questions such as split ballot experiments that occur in a single survey. Starting in 1988, items were no longer rotated across years but appeared on two-thirds of the cases every year. This design is discussed in Appendix Q. A detailed layout of the appearance of questions can be found right before the index to this codebook.

A second objective is the prompt distribution of fresh, interesting, and high-quality data to a variety of users who are not affiliated with large research centers. The initial survey, 1972, was supported by grants from the Russell Sage Foundation and the National Science Foundation. NSF has provided support for the 1973 through 1978, 1980, and 1982 through 2014 surveys. We welcome your participation in this program. While it is not necessary to request permission from NORC before publishing analyses of these data, we do ask that NORC be cited as the source of your data. We also request that copies of reports which utilize the data be sent to the General Social Survey, NORC, 1155 East 60th Street, Chicago, IL 60637.

DATA

The General Social Surveys have been conducted during February, March, and April of 1972, 1973, 1974, 1975, 1976, 1977, 1978, 1980, 1982, 1983, 1984, 1985, 1986, 1987, 1988, 1989, 1990, 1991, 1993, 1994, 1996, 1998, 2000, 2002, 2004, 2006, 2008, 2010, 2012, and 2014. There are a total of 59,5997 completed interviews (1,613 in 1972, 1,504 in 1973, 1,484 in 1974, 1,490 in 1975, 1,499 in 1976, 1,530 in 1977, 1,532 in 1978, 1,468 in 1980, 1,506 in 1982, 354 in 1982 black oversample, 1,599 in 1983, 1,473 in 1984, 1,534 in 1985, 1,470 in 1986, 1,466 in 1987, 353 in 1987 black oversample, 1,481 in 1988, 1,537 in 1989, 1,372 in 1990, 1,517 in 1991, 1,606 in 1993, 2,904 in 1996, 2,832 in 1998, 2,817 in 2000, 2,765 in 2002, 2,812 in 2004, 4,510 in 2006, 2,023 in 2008, 2,044 in 2010, 2,538 in 2012, 2,538 in 2014). The median length of the interview has been about one and a half hours. Each survey from 1972 to 2004 was an independently drawn sample of English-speaking persons 18 years of age or over, living in non-institutional arrangements within the United States. Starting in 2006 Spanish-speakers were added to the target population. Block quota sampling was used in 1972, 1973, and 1974 surveys and for half of the 1975 and 1976 surveys. Full probability sampling was employed in half of the 1975 and 1976 surveys and the 1977, 1978, 1980, 1982-1991, 1993-1998, 2000, 2002, 2004, 2006, 2008, 2010, 2012, and 2014 surveys. Also, the 2004, 2006, 2008, 2010, 2012, and 2014 surveys had sub-sampled non-respondents (see Appendix A for a detailed description of the sample design).

The data from the interviews were processed according to standard NORC procedures.

Cleaning procedures--utilizing a combination of the coding specifications and the interviewer instructions--were used to check for inconsistent or illegitimate codes (see Appendix B for interviewer instructions and Appendix C for general coding instructions). Some variables--age, occupation, and occupational prestige--are coded so that the first digit of the two- or three-digit codes may be used separately.

This cumulative data set merges all 30 surveys into a single file with each year or survey acting as a subfile. This greatly simplifies the use of the General Social Surveys for both trend analysis and pooling. In addition, this cumulative data set contains newly created variables (e.g. a poverty line code). Finally, the cumulative file contains certain items never before available.

To facilitate the use of the codebook, several terms must be explained. The abbreviation "R," which appears throughout the text and appendices, stands for "respondent." The format which we have used in the text of the codebook is as follows:

97. Do you think the use of marijuana should be made legal or not?

[VAR: GRASS]

RESPONSE	PUNCH	YEAR													ALL	
		1972-82	1982B	1983-87	1987B	1988-91	1993-98	2000	2002	2004	2006	2008	2010	2012		2014
Should	1	1803	0	1156	63	668	1708	597	306	292	672	496	603	586	870	9820
Should not	2	5413	0	4654	277	3124	4815	1183	545	510	1156	751	656	648	704	24436
Don't know	8	242	0	181	12	136	361	111	61	73	161	116	117	100	111	1782
No answer	9	35	0	17	1	20	20	5	0	1	0	2	1	4	2	108
Not applicable	IAP	6133	354	1534	0	1959	3430	921	1853	1936	2521	658	667	636	851	23453

The format includes the question exactly as it appears in the questionnaire. For those few questions that were recoded, the symbol [RECODE] appears immediately after the question. For the original question wording, the user must turn to Appendix D: Recodes. Question numbering as it appeared on the actual questionnaire is given in Appendix B.

"[VAR: GRASS]" refers to the variable name. A mnemonic was assigned to each question to promote standardization in the use of General Social Survey variable names and also to meet the eight character limitation imposed by some computer software systems (e.g., SPSS).

Under the heading "RESPONSE," all possible answers to the questions are listed. The questionnaire contains three alternate forms of response as follows: (1) the answers were read to the respondent (if they were included in the question); (2) answers were presented to the respondent on a card (indicated by interviewer instructions); or (3) answers were marked by the interviewer to best correspond to the answer of the respondent (also indicated by interviewer instructions).

The term "PUNCH" represents the code or numerical value which was assigned to each response. These are the numbers that the user will find punched in the columns. The frequency of occurrence of each of the punch values appears in the next four columns. The combined marginals across the surveys are in the last column headed "ALL."

In most cases, the marginal distributions for all punches are given in the text. For a small number of variables--the two-or-more-column variables--frequencies or marginal distributions appear in the appendices. Responses are mutually exclusive (i.e., only one code can appear for each respondent for each question).

The first column under "YEAR," 1972-1982, gives the combined totals for the 1972-1982 cross-sections. In the second column, 1982B, the counts for the 1982 black oversample appear. Blacks who were part of the regular 1982 sample are not part of these figures. The third column, 1983-1987, gives the combined totals for 1983-1987. The fourth column, 1987B, contains the counts for the 1987 black oversample. The fifth column, 1988-1991, gives the combined totals for 1988-1991. The sixth column, 1993-98, gives the combined totals for 1993-98. The seventh column, 2000, contains the counts for the 2000 survey. The eighth column, 2002, contains the counts for the 2002 survey. The ninth column, 2004, contains the counts for the 2004 survey. The tenth column, 2006, contains the counts for the 2006 survey. The eleventh column, 2008, contains the counts for the 2008 survey. The twelfth column, 2010, contains the counts for the 2010 survey. The thirteenth column, 2012, contains the counts for the 2012 survey. The fourteenth column, 2014, contains the counts for the 2014 survey. Lastly, the fifteenth column, ALL, contains the total for the preceding fifteen columns. For a discussion of the use of the black oversample see Appendix A. For the individual yearly totals for 1972-1982 consult the *General Social Surveys, 1972-1982: Cumulative Codebook*; for 1983-1987 consult the *General Social Surveys, 1972-1987: Cumulative Codebook*; and for 1988-1991, consult *General Social Surveys, 1972-1991: Cumulative Codebook*. To determine what years or surveys a variable appeared in see Appendix U.

CHANGES IN DESIGN

With NSF's renewal of the GSS for 1993-1997, major changes in design occurred. The 1993 GSS was the last survey conducted under the old design. In 1994 two major innovations were introduced to the GSS.

First, the traditional core is substantially reduced to allow for the creation of modules (i.e. blocks devoted to some combination of small- to medium-sized supplements). The module space gives us greater flexibility to incorporate innovations and to include important items proposed by the social science community.

Second, a new biennial, split-sample design is used. The sample consists of two parallel sub-samples of approximately 1,500 cases each. The two sub-samples both contain the identical core. The A sample also contains a standard, topical module, the mini-modules, and an ISSP module (on women, work, and the family). The B sample has a second topical module, mini-modules, and an ISSP module (on the environment). In effect, one can think of the A sample as representing a traditional GSS for 1994 and the B sample as representing a traditional GSS for 1995. Rather than being fielded separately in two different years they are fielded together.

While we generally field separate topical and ISSP modules on the A and B samples, we have the option of including some items on both samples if a larger sample size is needed.

In 1996 and in subsequent even numbered years the same design described for 1994 has been repeated. In addition, in 1994 only there is a transitional design to calibrate any impact of deletions from the core. On Sample A, the old core was administered to respondents receiving Version 1 (X) and the new reduced core was given on Version 2 (Y). See Appendix U for further information about specific items.

In 2002 the GSS underwent a change in survey mode. Between 1972-2000, the survey was administered in a paper-and-pencil format, but starting in 2002, the GSS was conducted by computer-assisted personal interviewing (CAPI). See Appendix B for more information about field mode.

In 2004 there were two major changes. First, a new sample frame was adopted based on the 2000 US Census. This is explained in Appendix A. Second, a non-respondent, sub-sampling design was utilized. This is explained in Appendix A. The adoption of the non-respondent, sub-sampling design means that a weight variable must be employed (see Appendix A). These two features will continue for the foreseeable future.

In 2002 and 2004 the sample size for rotating items in the GSS core was reduced by about 50% due to lower funding levels.

In 2006 there were two additional changes. First, Spanish interviews were conducted so the target population is now adults living in households in the US who speak English or Spanish. Second, a third sample was added to accommodate more supplements. This led to a total sample size in 2006 of 4510.

In 2008 the GSS started a transition from a replicating cross-sectional design to a design that uses rotating panels. There were two components: a new 2008 cross-section with 2,023 cases and the first reinterviews with 1,536 respondents from the 2006 GSS. In 2010 the new design was fully implemented. There was a new cross-section of 2,044 cases, the first reinterviews of the 2008 GSS respondents, and the second and final reinterviews of the 2006 GSS respondents. This three-wave, rolling panel design was also used in 2012. Each GSS in 2006-2010 thus started a new 4-year/3-wave panel, which was completed four years later (2006-08-10, 2008-10-12, 2010-12-14). However, in 2012 no new three wave panel was started.

Abbreviations:

The following abbreviations are used throughout the text and appendices:

AIPO	American Institute of Public Opinion (Gallup Poll)
Col(s).	Column(s)
IISR	International Institute for Social Research
ISSP	International Social Survey Program
GO	Gallup Organization
N	Number
IAP	Inapplicable
NORC/SRS	National Opinion Research Center/Survey Research Service
n.e.c.	Not elsewhere classified
ORCO	Opinion Research Corporation
POS	Public Opinion Survey (Gallup)
PSU	Primary Sampling Unit
Q(s).	Question(s)
R	Respondent, except in Appendix C: General Coding Instructions, where R stands for blank.
Roper	Roper Public Opinion Research Center, University of Connecticut
ICPSR	Inter-University Consortium for Political and Social Research, University of Michigan
SRC	Survey Research Center, University of Michigan
Var.	Variable
Vol.	Volunteered
ZUMA	Zentrum fuer Umfragen, Methoden, and Analysen, Germany

Data Identification Numbers:

Identification numbers and locations are as follows:

N = 59,599

- Year appears in col. 1-4

- Respondent identification number in cols. 5-8

INDEX TO DATA SET (by Data Order)

Mnemonic	Mnemonic description
YEAR	GSS YEAR FOR THIS RESPONDENT
ID	RESPONDENT ID NUMBER
WRKSTAT	LABOR FORCE STATUS
HRS1	NUMBER OF HOURS WORKED LAST WEEK
HRS2	NUMBER OF HOURS USUALLY WORK A WEEK
EVWORK	EVER WORK AS LONG AS ONE YEAR
OCC	RS CENSUS OCCUPATION CODE (1970)
PRESTIGE	RS OCCUPATIONAL PRESTIGE SCORE (1970)
WRKSLF	R SELF-EMP OR WORKS FOR SOMEBODY
WRKGOVT	GOVT OR PRIVATE EMPLOYEE
COMMUTE	TRAVEL TIME TO WORK
INDUSTRY	RS INDUSTRY CODE (1970)
OCC80	RS CENSUS OCCUPATION CODE (1980)
PRESTG80	RS OCCUPATIONAL PRESTIGE SCORE (1980)
INDUS80	RS INDUSTRY CODE (1980)
OCC10	RS CENSUS OCCUPATION CODE (2010)
PRESTG10	R'S OCCUPATIONAL PRESTIGE SCORE (2010)
PRESTG105PLUS	R'S OCCUPATIONAL PRESTIGE SCORE USING THRESHOLD METHOD (2010)
INDUS10	RS INDUSTRY CODE (NAICS 2007)
MARITAL	MARITAL STATUS
MARTYPE	MARITAL TYPE
AGEWED	AGE WHEN FIRST MARRIED
DIVORCE	EVER BEEN DIVORCED OR SEPARATED
WIDOWED	EVER BEEN WIDOWED
SPWRKSTA	SPOUSE LABOR FORCE STATUS
SPHRS1	NUMBER OF HRS SPOUSE WORKED LAST WEEK
SPHRS2	NO. OF HRS SPOUSE USUALLY WORKS A WEEK
SPEVWORK	SPOUSE EVER WORK AS LONG AS A YEAR
SPOCC	SPOUSE CENSUS OCCUPATION CODE (1970)
SPPRES	SPOUSES OCCUPATIONAL PRESTIGE SCORE (1970)
SPWRKSLF	SPOUSE SELF-EMP. OR WORKS FOR SOMEBODY
SPIND	SPOUSES INDUSTRY CODE (1970)
SPOCC80	SPOUSE CENSUS OCCUPATION CODE (1980)
SPPRES80	SPOUSES OCCUPATIONAL PRESTIGE SCORE (1980)
SPIND80	SPOUSES INDUSTRY CODE (1980)
SPOCC10	SPOUSE CENSUS OCCUPATION CODE (2010)
SPPRES10	SPOUSE'S OCCUPATIONAL PRESTIGE SCORE (2010)
SPPRES105PLUS	SPOUSE'S OCCUPATIONAL PRESTIGE SCORE USING THRESHOLD METHOD (2010)
SPIND10	SPOUSES INDUSTRY CODE (NAICS 2007)
PAOCC16	FATHERS CENSUS OCCUPATION CODE (1970)
PAPRES16	FATHERS OCCUPATIONAL PRESTIGE SCORE (1970)
PAWRKSLF	FATHER SELF-EMP. OR WORKED FOR SOMEBODY
PAIND16	FATHERS INDUSTRY CODE (1970)
PAOCC80	FATHERS CENSUS OCCUPATION CODE (1980)
PAPRES80	FATHERS OCCUPATIONAL PRESTIGE SCORE (1980)
PAIND80	FATHERS INDUSTRY CODE (1980)
PAOCC10	FATHERS CENSUS OCCUPATION CODE (2010)
PAPRES10	FATHER'S OCCUPATIONAL PRESTIGE SCORE (2010)
PAPRES105PLUS	FATHER'S OCCUPATIONAL PRESTIGE SCORE USING THRESHOLD METHOD (2010)
PAIND10	FATHERS INDUSTRY CODE (NAICS 2007)

MAOCC80	MOTHERS CENSUS OCCUPATION CODE (1980)
MAPRES80	MOTHERS OCCUPATIONAL PRESTIGE SCORE (1980)
MAWRKSLF	MOTHER SELF-EMP. OR WORKED FOR SOMEBODY
MAIND80	MOTHERS INDUSTRY CODE (1980)
MAOCC10	MOTHERS CENSUS OCCUPATION CODE (2010)
MAPRES10	MOTHER'S OCCUPATIONAL PRESTIGE SCORE (2010)
MAPRES105PLUS	MOTHER'S OCCUPATIONAL PRESTIGE SCORE USING THRESHOLD METHOD (2010)
MAIND10	MOTHERS INDUSTRY CODE (NAICS 2007)
SIBS	NUMBER OF BROTHERS AND SISTERS
CHILDS	NUMBER OF CHILDREN
AGE	AGE OF RESPONDENT
AGEKDBRN	R'S AGE WHEN 1ST CHILD BORN
EDUC	HIGHEST YEAR OF SCHOOL COMPLETED
PAEDUC	HIGHEST YEAR SCHOOL COMPLETED, FATHER
MAEDUC	HIGHEST YEAR SCHOOL COMPLETED, MOTHER
SPEDUC	HIGHEST YEAR SCHOOL COMPLETED, SPOUSE
DEGREE	RS HIGHEST DEGREE
PADEG	FATHERS HIGHEST DEGREE
MADEG	MOTHERS HIGHEST DEGREE
SPDEG	SPOUSES HIGHEST DEGREE
MAJOR1	COLLEGE MAJOR 1
MAJOR2	COLLEGE MAJOR 2
DIPGED	DIPLOMA, GED, OR OTHER
SPDIPGED	SPOUSE DIPLOMA, GED, OR OTHER
WHENHS	WHEN RECEIVED HS DEGREE
WHENCOL	WHEN RECEIVED COLLEGE DEGREE
SECTOR	TYPE OF COLLEGE ATTENDED
EFTOTLT	TOTAL NUMBER OF STUDENTS ENROLLED IN COLLEGE ATTENDED
BARATE	RATE OF BA DEGREE EARNING IN COLLEGE ATTENDED
GRADTOUNDER	RATIO OF GRADUATE STUDENTS TO UNDERGRADUATE STUDENTS IN COLLEGE ATTENDED
VOEDCOL	NON-COLLEGE POSTSECONDARY EDUCATION
VOEDNME1	POSTSECONDARY INSTITUTION ATTENDED FOR CREDIT
VOEDNCOL	NON-COLLEGE POSTSECONDARY EDUCATION
VOEDNME2	POSTSECONDARY INSTITUTION ATTENDED FOR CREDIT
SPSECTOR	TYPE OF COLLEGE SPOUSE ATTENDED
SPEFTOTLT	TOTAL NUMBER OF STUDENTS ENROLLED IN COLLEGE SPOUSE ATTENDED
SPBARATE	RATE OF BA DEGREE EARNING IN COLLEGE SPOUSE ATTENDED
SPGRADTOUNDER	RATIO OF GRADUATE STUDENTS TO UNDERGRADUATE STUDENTS IN COLLEGE SPOUSE ATTE
SEX	RESPONDENTS SEX
RACE	RACE OF RESPONDENT
RES16	TYPE OF PLACE LIVED IN WHEN 16 YRS OLD
REG16	REGION OF RESIDENCE, AGE 16
MOBILE16	GEOGRAPHIC MOBILITY SINCE AGE 16
FAMILY16	LIVING WITH PARENTS WHEN 16 YRS OLD
FAMDIF16	REASON NOT LIVING WITH PARENTS
MAWORK	MOTHERS EMPLOYMENT SINCE MARRIAGE
MAWKBABY	MOTHERS EMPLOYMENT BEFORE FIRST GRADE
MAWKBORN	MOTHERS EMPLOYMENT AFTER R WAS BORN
MAWK16	MOTHERS EMPLOYMENT WHEN R GROWING UP
MAWRKGRW	MOTHERS EMPLOYMENT WHEN R WAS 16
INCOM16	RS FAMILY INCOME WHEN 16 YRS OLD
BORN	WAS R BORN IN THIS COUNTRY
PARBORN	WERE RS PARENTS BORN IN THIS COUNTRY
GRANBORN	HOW MANY GRANDPARENTS BORN OUTSIDE U.S.

HOMPOP	NUMBER OF PERSONS IN HOUSEHOLD
BABIES	HOUSEHOLD MEMBERS LESS THAN 6 YRS OLD
PRETEEN	HOUSEHOLD MEMBERS 6 THRU 12 YRS OLD
TEENS	HOUSEHOLD MEMBERS 13 THRU 17 YRS OLD
ADULTS	HOUSEHOLD MEMBERS 18 YRS AND OLDER
UNRELAT	NUMBER IN HOUSEHOLD NOT RELATED
EARNRS	HOW MANY IN FAMILY EARNED MONEY
INCOME	TOTAL FAMILY INCOME
RINCOME	RESPONDENTS INCOME
INCOME72	TOTAL FAMILY INCOME
INCOME77	TOTAL FAMILY INCOME
RINCOM77	RESPONDENTS INCOME
INCOME82	TOTAL FAMILY INCOME
RINCOM82	RESPONDENTS INCOME
INCOME86	TOTAL FAMILY INCOME
RINCOM86	RESPONDENTS INCOME
INCOME91	TOTAL FAMILY INCOME
RINCOM91	RESPONDENTS INCOME
INCOME98	TOTAL FAMILY INCOME
RINCOM98	RESPONDENTS INCOME
INCOME06	TOTAL FAMILY INCOME
RINCOM06	RESPONDENTS INCOME
REGION	REGION OF INTERVIEW
XNORCSIZ	EXPANDED NORC. SIZE CODE
SRCBELT	SRC BELTCODE
SIZE	SIZE OF PLACE IN 1000S
DOTDATA	D.O.T. CODE - RELATION TO DATA
DOTPEOP	D.O.T. CODE - RELATION TO PEOPLE
DOTTHNG	D.O.T. CODE - RELATION TO THINGS
DOTGED	D.O.T. CODE - GENERAL EDUC DEVELOP.
DOTSVP	D.O.T. CODE - SPECIFIC VOCAT. PREP
DOTPRES	TEMME PRESTIGE SCALE
SPDOTDAT	SP. D.O.T. CODE - RELATION TO DATA
SPDOTPEO	SP. D.O.T. CODE - RELATION TO PEOPLE
SPDOTTHN	SP. D.O.T. CODE - RELATION TO THINGS
SPDOTGED	SP. D.O.T. CODE - GENERAL EDUC DEVELOP.
SPDOTSVP	SP. D.O.T. CODE - SPECIFIC VOCAT. PREP
SPDOTPRE	SP. TEMME PRESTIGE SCALE
PADOTDAT	FA. D.O.T. CODE - RELATION TO DATA
PADOTPEO	FA. D.O.T. CODE - RELATION TO PEOPLE
PADOTTHN	FA. D.O.T. CODE - RELATION TO THINGS
PADOTGED	FA. D.O.T. CODE - GENERAL EDUC DEVELOP.
PADOTSVP	FA. D.O.T. CODE - SPECIFIC VOCAT. PREP
PADOTPRE	FA. TEMME PRESTIGE SCALE
PARTYID	POLITICAL PARTY AFFILIATION
VOTE68	DID R VOTE IN 1968 ELECTION
PRES68	VOTE FOR HUMPHREY, NIXON, OR WALLACE
IF68WHO	WHO WOULD R HAVE VOTED FOR-1968 ELECTION
VOTE72	DID R VOTE IN 1972 ELECTION
PRES72	VOTE FOR MCGOVERN OR NIXON
IF72WHO	WHO WOULD R HAVE VOTED FOR-1972 ELECTION
VOTE76	DID R VOTE IN 1976 ELECTION
PRES76	VOTE FOR CARTER OR FORD
IF76WHO	WHO WOULD R HAVE VOTED FOR-1976 ELECTION

VOTE80	DID R VOTE IN 1980 ELECTION
PRES80	VOTE FOR CARTER, REAGAN OR ANDERSON
IF80WHO	WHO WOULD R HAVE VOTED FOR-1980 ELECTION
VOTE84	DID R VOTE IN 1984 ELECTION
PRES84	VOTE FOR REAGAN OR MONDALE
IF84WHO	WHO WOULD R HAVE VOTED FOR-1984 ELECTION
VOTE88	DID R VOTE IN 1988 ELECTION
PRES88	VOTE FOR DUKAKIS OR BUSH
IF88WHO	WHO WOULD R HAVE VOTED FOR-1988 ELECTION
VOTE92	DID R VOTE IN 1992 ELECTION
PRES92	VOTE FOR CLINTON, BUSH, PEROT
IF92WHO	WHO WOULD R HAVE VOTED FOR-1992 ELECTION
VOTE96	DID R VOTE IN 1996 ELECTION
PRES96	VOTE FOR CLINTON, DOLE, PEROT
IF96WHO	WHO WOULD R HAVE VOTED FOR-1996 ELECTION
VOTE00	DID R VOTE IN 2000 ELECTION
PRES00	VOTE FOR GORE, BUSH, NADER
IF00WHO	WHO WOULD R HAS VOTED FOR IN 2000 ELECTION
VOTE04	DID R VOTE IN 2004 ELECTION
PRES04	VOTE FOR KERRY, BUSH, NADER
IF04WHO	WHO WOULD R HAS VOTED FOR IN 2004 ELECTION
VOTE08	DID R VOTE IN 2008 ELECTION
PRES08	VOTE OBAMA OR MCCAIN
IF08WHO	WHO YOU WOULD HAVE VOTED FOR
VOTE12	DID R VOTE IN 2012 ELECTION
PRES12	VOTE OBAMA OR ROMNEY
IF12WHO	WHO YOU WOULD HAVE VOTED FOR
POLVIEWS	THINK OF SELF AS LIBERAL OR CONSERVATIVE
POLVIEWY	LIBERAL OR CONSERVATIVE-VERSION Y
POLVIEWX	LIBERAL OR CONSERVATIVE-VERSION X
NATSPAC	SPACE EXPLORATION PROGRAM
NATENVIR	IMPROVING & PROTECTING ENVIRONMENT
NATHEAL	IMPROVING & PROTECTING NATIONS HEALTH
NATCITY	SOLVING PROBLEMS OF BIG CITIES
NATCRIME	HALTING RISING CRIME RATE
NATDRUG	DEALING WITH DRUG ADDICTION
NATEDUC	IMPROVING NATIONS EDUCATION SYSTEM
NATRACE	IMPROVING THE CONDITIONS OF BLACKS
NATARMS	MILITARY, ARMAMENTS, AND DEFENSE
NATAID	FOREIGN AID
NATFARE	WELFARE
NATROAD	HIGHWAYS AND BRIDGES
NATSOC	SOCIAL SECURITY
NATMASS	MASS TRANSPORTATION
NATPARK	PARKS AND RECREATION
NATCHLD	ASSISTANCE FOR CHILDCARE
NATSCI	SUPPORTING SCIENTIFIC RESEARCH
NATENRGY	DEVELOPING ALTERNATIVE ENERGY SOURCES
NATSPACY	SPACE EXPLORATION -- VERSION Y
NATENVIY	THE ENVIRONMENT -- VERSION Y
NATHEALY	HEALTH -- VERSION Y
NATCITYY	ASSISTANCE TO BIG CITIES -- VERSION Y
NATCRIMY	LAW ENFORCEMENT -- VERSION Y
NATDRUGY	DRUG REHABILITATION -- VERSION Y

NATEDUCY	EDUCATION -- VERSION Y
NATRACEY	ASSISTANCE TO BLACKS -- VERSION Y
NATARMSY	NATIONAL DEFENSE -- VERSION Y
NATAIDY	ASSISTANCE TO OTHER COUNTRIES -- VER Y
NATFAREY	ASSISTANCE TO THE POOR -- VERSION Y
NATSPACZ	SPACE EXPLORATION -- VERSION Z
NATENVIZ	IMPROVING THE ENVIRONMENT -- VERSION Z
NATHEALZ	IMPROVING HEALTH -- VERSION Z
NATCITYZ	SOLVING PROBLEMS OF BIG CITIES -- VER Z
NATCRIMZ	REDUCING CRIME -- VERSION Z
NATDRUGZ	REDUCING DRUG ADDICTION -- VERSION Z
NATEDUCZ	IMPROVING THE EDUCATION SYSTEM -- VER Z
NATRACEZ	IMPROVING CONDITIONS OF BLACKS -- VER Z
NATARMSZ	STRENGTHENING NATIONAL DEFENSE -- VER Z
NATAIDZ	HELPING OTHER COUNTRIES -- VERSION Z
NATFAREZ	CARING FOR THE POOR -- VERSION Z
NATROADZ	IMPROVING HIGHWAYS AND BRIDGES -- VER Z
NATSOCZ	PROTECTING SOCIAL SECURITY -- VERSION Z
NATMASSZ	IMPROVING MASS TRANSIT -- VERSION Z
NATPARKZ	IMPROVING PARKS AND RECREATION -- VER Z
EQUAL1	EVERYONE SHOULD LOOK OUT FOR SELF
EQUAL2	BUSINESS PROFITS BENEFIT ALL
EQUAL3	GOVT SHLD INSURE JOBS AND STABLE PRICES
EQUAL4	RESPONSIBILITY OF GOVT TO MEET NEEDS
EQUAL5	SOCIAL WELFARE BENEFITS ARE DISINCENTIVE
EQUAL6	ONE IS ABLE TO LIVE WELL IN AMERICA
EQUAL7	BUSINESS PROFITS ARE DISTRIBUTED FAIRLY
EQUAL8	SOCIAL STANDING DUE TO ABILITY
USCLASS1	TRADITIONAL CLASS DIVISIONS STILL REMAIN
USCLASS2	ACHIEVEMENT DEPENDS ON FAMILY BACKGROUND
USCLASS3	ACHIEVEMENT DEPENDS ON EDUC AND ABILITY
USCLASS4	ONES OWN EFFORTS DON'T COUNT
USCLASS5	PERSONAL INCOME NOT DETERMINED BY WORK
USCLASS6	DIFFERENCES IN CLASS ARE AN INCENTIVE
USCLASS7	DIFFERENCES IN CLASS REFLECT OWN EFFORT
USCLASS8	SOCIAL DIFFERENCES ARE ACCEPTABLE
EDUCOP	EQUAL OPPORTUNITY TO OBTAIN EDUCATION?
GOVCARE	GOVT CONCERN FOR SOCIAL WELFARE
EQWLTH	SHOULD GOVT REDUCE INCOME DIFFERENCES
EQWLTHY	GOVT REDUCE INCOME DIFFERENCES-VERSION Y
TAX	RS FEDERAL INCOME TAX
SPKATH	ALLOW ANTI-RELIGIONIST TO SPEAK
COLATH	ALLOW ANTI-RELIGIONIST TO TEACH
LIBATH	ALLOW ANTI-RELIGIOUS BOOK IN LIBRARY
SPKSOC	ALLOW SOCIALIST TO SPEAK
COLSOC	ALLOW SOCIALIST TO TEACH
LIBSOC	ALLOW SOCIALISTS BOOK IN LIBRARY
SPKRAC	ALLOW RACIST TO SPEAK
COLRAC	ALLOW RACIST TO TEACH
LIBRAC	ALLOW RACISTS BOOK IN LIBRARY
SPKCOM	ALLOW COMMUNIST TO SPEAK
COLCOM	SHOULD COMMUNIST TEACHER BE FIRED
LIBCOM	ALLOW COMMUNISTS BOOK IN LIBRARY
SPKMIL	ALLOW MILITARIST TO SPEAK

COLMIL	ALLOW MILITARIST TO TEACH
LIBMIL	ALLOW MILITARISTS BOOK IN LIBRARY
SPKHOMO	ALLOW HOMOSEXUAL TO SPEAK
COLHOMO	ALLOW HOMOSEXUAL TO TEACH
LIBHOMO	ALLOW HOMOSEXUALS BOOK IN LIBRARY
SPKMSLM	ALLOW MUSLIM CLERGYMEN PREACHING HATRED OF THE US
COLMSLM	ALLOW ANTI-AMERICAN MUSLIM CLERGYMEN TEACHING IN COLLEGE
LIBMSLM	ALLOW ANTI-AMERICAN MUSLIM CLERGYMEN'S BOOKS IN LIBRARY
CAPPUN2	DOES R FAVOR CAPITAL PUNISHMENT
CAPPUN	FAVOR OR OPPOSE DEATH PENALTY FOR MURDER
CAPIMP	IMPORTANCE OF DEATH PENALTY ISSUE TO R
CAPINFO	HOW MUCH INFO R HAS ON DEATH PENALTY
CAPFIRM	HOW FIRM IS RS OPINION OF DEATH PENALTY
GUNLAW	FAVOR OR OPPOSE GUN PERMITS
GUNIMP	IMPORTANCE OF GUN CONTROL ISSUE TO R
GUNINFO	HOW MUCH INFO DOES R HAVE ON GUN CONTROL
GUNFIRM	HOW FIRM IS RS OPINION ON GUN CONTROL
COURTS	COURTS DEALING WITH CRIMINALS
COURTSY	COURTS DEALING WITH CRIMINALS-VERSION Y
CRIMIMP	IMPORTANCE OF CRIME ISSUE TO R
CRIMINFO	HOW MUCH INFO DOES R HAVE ON CRIME ISSUE
CRIMFIRM	HOW FIRM IS RS OPINION ON CRIME ISSUE
LAWIMP	IMPORTANCE OF LAW ENFORCEMENT ISSUE TO R
LAWINFO	HOW MUCH INFO DOES R HAVE ON LAW ISSUE
LAWFIRM	HOW FIRM IS RS OPINION ON LAW ISSUE
WIRTAP	WIRETAPPING
GRASS	SHOULD MARIJUANA BE MADE LEGAL
GRASSY	SHOULD MARIJUANA BE LEGAL-VERSION Y
RELIG	RS RELIGIOUS PREFERENCE
DENOM	SPECIFIC DENOMINATION
OTHER	OTHER PROTESTANT DENOMINATIONS
OTHJEW	CONSIDER SELF TO BE JEWISH
JEW	WHAT SORT OF JEW R IS
JEWAJ	WHAT SORT OF JEW R IS
RELITENA	STRENGTH OF AFFILIATION
FUND	HOW FUNDAMENTALIST IS R CURRENTLY
ATTEND	HOW OFTEN R ATTENDS RELIGIOUS SERVICES
MAATTEND	HOW OFTEN MA ATTENDED RELIGIOUS SERVICES
PAATTEND	HOW OFTEN PA ATTENDED RELIGIOUS SERVICES
SPATTEND	HOW OFTEN SP ATTENDS RELIGIOUS SERVICES
RELITEN	STRENGTH OF AFFILIATION
POSTLIFE	BELIEF IN LIFE AFTER DEATH
POSTLF1	LIFE OF PEACE AND TRANQUILITY
POSTLF2	LIFE OF INTENSE ACTION
POSTLF3	LIKE HERE ON EARTH ONLY BETTER
POSTLF4	LIFE WITHOUT MANY EARTHLY JOYS
POSTLF5	PALE OR SHADOWY FORM OF LIFE
POSTLF6	A SPIRITUAL LIFE INVOLVING MIND NOT BODY
POSTLF7	PARADISE OF PLEASURES AND DELIGHTS
POSTLF8	PLACE OF LOVING INTELLECTUAL COMMUNION
POSTLF9	UNION WITH GOD
POSTLF10	REUNION WITH LOVED ONES
LIKEDIFF	AFTERLIFE CONTRAST: BETTER OR LACKING
MINDBODY	AFTERLIFE CONTRAST: SPIRITUAL OR SENSUAL

RESTACT	AFTERLIFE CONTRAST: PEACEFUL OR ACTION
PALEFULL	AFTERLIFE CONTRAST: SHADOWS OR FULL
PRAY	HOW OFTEN DOES R PRAY
DEJAVU	THOUGHT ONE WAS SOMEPLACE BEFORE
ESP	FELT IN TOUCH WITH SOMEONE FAR AWAY
VISIONS	PERCEIVED EVENTS AT GREAT DISTANCE
SPIRITS	FELT IN TOUCH WITH DECEASED PERSON
GRACE	HAD POWERFUL RELIGIOUS EXPERIENCE
NEARGOD	HOW CLOSE DOES R FEEL TO GOD
JUDGE	IMAGE OF GOD AS JUDGE
REDEEMER	IMAGE OF GOD AS REDEEMER
LOVER	IMAGE OF GOD AS LOVER
MASTER	IMAGE OF GOD AS MASTER
MOTHER	IMAGE OF GOD AS MOTHER
CREATOR	IMAGE OF GOD AS CREATOR
FATHER	IMAGE OF GOD AS FATHER
SPOUSE	IMAGE OF GOD AS SPOUSE
FRIEND	IMAGE OF GOD AS FRIEND
KING	IMAGE OF GOD AS KING
LIBERATR	IMAGE OF GOD AS LIBERATOR
HEALER	IMAGE OF GOD AS HEALER
MAPA	CONTRAST BETWEEN MOTHER AND FATHER
MASTERSP	CONTRAST BETWEEN MASTER AND SPOUSE
JUDGELUV	CONTRAST BETWEEN JUDGE AND LOVER
FRNDKING	CONTRAST BETWEEN FRIEND AND KING
CRRHEAL	CONTRAST BETWEEN CREATOR AND HEALER
RDEEMLIB	CONTRAST BETWEEN REDEEMER AND LIBERATOR
POPEPKS	POPE IS INFALLIBLE ON MATTERS OF FAITH OR MORALS
RELIG16	RELIGION IN WHICH RAISED
DENOM16	DENOMINATION IN WHICH R WAS RAISED
OTH16	OTHER PROTESTANT DENOMINATIONS
OTHJEW16	R RAISED AS A JEW
JEW16	WHAT SORT OF JEW R WAS AT AGE 16
JEW16AJ	WHAT SORT OF JEW R WAS AT AGE 16
FUND16	HOW FUNDAMENTALIST WAS R AT AGE 16
SPREL	SPOUSES RELIGIOUS PREFERENCE
SPDEN	SPECIFIC DENOMINATION, SPOUSE
SPOTHER	OTHER PROTESTANT DENOMINATIONS
SPOTHJEW	SPOUSE CONSIDERS SELF JEWISH
SPJEW	WHAT SORT OF JEW IS RS SPOUSE CURRENTLY
SPJEWAJ	WHAT SORT OF JEW IS RS SPOUSE CURRENTLY
SPFUND	HOW FUNDAMENTALIST IS SPOUSE CURRENTLY
SPREL16	RELIGION IN WHICH SPOUSE RAISED
SPDEN16	DENOMINATION IN WHICH SPOUSE RAISED
SPOTH16	OTHER PROTESTANT DENOMINATIONS
SPJEW16	WHAT SORT OF JEW WAS RS SPOUSE AT 16
SPFUND16	HOW FUNDAMENTALIST WAS SPOUSE AT 16
TITHING	HOW MUCH DOES R GIVE TO RELIGION
PRAYER	BIBLE PRAYER IN PUBLIC SCHOOLS
PRAYERX	BIBLE PRAYER IN SCHOOLS -- VERSION Z
BIBLE	FEELINGS ABOUT THE BIBLE
BIBLEY	FEELINGS ABOUT THE BIBLE -- VERSION Z
WORLD1	WORLD IMAGE: MUCH EVIL VS. MUCH GOOD

WORLD2	WORLD IMAGE: THE GOOD MUST ACT VS. NOT
WORLD3	WORLD IMAGE: GOD NOT HERE VS. HERE
WORLD4	WORLD IMAGE: MAN IS GOOD VS. CORRUPT
WORLD5	WORLD IMAGE: ARTS ARE GOOD VS. NOT
WORLD6	WORLD IMAGE: CHAOS VS. HARMONY
WORLD7	WORLD IMAGE: ACH. REVEALS GOD VS. NOT
LIBTEMP	FEELING THERMOMETER -- LIBERALS
CONTEMP	FEELING THERMOMETER -- CONSERVATIVES
PROTTEMP	FEELING THERMOMETER -- PROTESTANTS
CATHTEMP	FEELING THERMOMETER -- CATHOLICS
JEWTEMP	FEELING THERMOMETER -- JEWS
MSLMTEMP	FEELING THERMOMETER -- MUSLIMS
FEPRIEST	R FAVORS WOMEN AS PRIESTS
FECLERGY	R FAVORS WOMEN AS MINISTERS
RELGRADE	GRADE GIVEN RELIGION
RACMAR	FAVOR LAW AGAINST RACIAL INTERMARRIAGE
RACMAR10	FAVOR LAW AGAINST RAC INTRMAR 10 YRS AGO
RACDIN	OBJECT TO OPP. RACE HOME FOR DINNER
RACPUSH	BLACKS SHOULDN'T PUSH
RACSEG	WHITES HAVE RIGHT TO SEG. NEIGHBORHOOD
RACOPEN	VOTE ON OPEN HOUSING LAW
RACLIVE	ANY OPP. RACE IN NEIGHBORHOOD
RACCLOS	ANY OPP. RACE LIVING CLOSE TO R
RACDIS	HOW FAR ARE CLOSEST OPP. RACE
RACINTEG	WILL NEIGHBORHOOD BECOME ALL BLACK
RACOBJCT	NEIGHBORHOOD INTEGRATED BY SAME SES
RACHOME	OPP. RACE HOME FOR DINNER RECENTLY
RACSCHOL	SHOULD WHITES & BLACKS GO TO SAME SCHOOL
RACFEW	CHILDREN TO SCHOOL WITH OPPOSITE RACE
RACHAF	CHILDREN TO SCHOOL HALF OPPOSITE RACE
RACMOST	CHILDREN TO SCHOOL MOSTLY OPPOSITE RACE
BUSING	ATTITUDE TOWARD RACIAL BUSING
BUSING10	FAVOR BUSING 10 YRS AGO
RACPRES	WOULD VOTE FOR BLACK PRESIDENT
RACJOB	EQUAL OPPORTUNITIES ON JOBS
RACCHURH	ATTEND CHURCH WITH OTHER RACE
COLOR	RS SKIN COLOR
RACNAME	PREFERRED RACIAL NAME
RACHISCH	HOW INTEGRATED WAS RS HIGH SCHOOL
RACMIX	HOW MANY FRIENDS ARE WHITE
RACNEIGH	NEIGHBORHOOD R WOULD LIKE TO LIVE IN
RACNOBUY	EVER BOYCOTT CERTAIN PRODUCTS
RACTRUST	TRUST WHITE PEOPLE
RACPARTY	WHICH PARTY HELPS BLACKS MORE
RACOCC	EQUALITY IN OCCUPATION
RACINC	EQUALITY IN INCOME
RACOPNOW	OPPORTUNITIES IMPROVED IN LAST 5 YRS
RACOPWIL	OPPORTUNITIES IMPROVE IN NEXT 5 YRS
RACIMP	IMPORTANCE OF RACE RELATIONS ISSUES TO R
RACINFO	HOW MUCH INFO DOES R HAVE ON RACE ISSUES
RACFIRM	HOW FIRM IS RS OPINION ON RACIAL ISSUES
RACCARE	RS CONCERN ABOUT RACIAL ISSUES
RACTHINK	HOW OFT R & FRNDS THINK ABT RACE ISSUES
RACWRITE	R EVER WRITTEN OFFICIAL ABT RACE ISSUES

RACGIVE	HAS R GIVEN MONEY TO RACIAL ORGS
RACJOIN	EVER JOINED ORG WORKING ON RACIAL ISSUES
AFFRMACT	FAVOR PREFERENCE IN HIRING BLACKS
WRKWAYUP	BLACKS OVERCOME PREJUDICE WITHOUT FAVORS
BLKSIMP	HAVE CONDITIONS FOR BLACKS IMPROVED
CLOSEBLK	HOW CLOSE FEEL TO BLACKS
CLOSEWHT	HOW CLOSE FEEL TO WHITES
ALIENAT1	PEOPLE RUNNING COUNTRY DON'T CARE
ALIENAT2	RICH GET RICHER, POOR POORER
ALIENAT3	WHAT YOU THINK DOESN'T COUNT
ALIENAT4	YOU'RE LEFT OUT OF THINGS
ALIENAT5	POWERFUL PEOPLE TAKE ADVANTAGE OF YOU
ALIENAT6	PEOPLE IN WASH D.C. ARE OUT OF TOUCH
HAPPY	GENERAL HAPPINESS
HAPMAR	HAPPINESS OF MARRIAGE
HAPCOHAB	HAPPINESS OF RELT WITH PARTNER
HEALTH	CONDITION OF HEALTH
LIFE	IS LIFE EXCITING OR DULL
HELPFUL	PEOPLE HELPFUL OR LOOKING OUT FOR SELVES
FAIR	PEOPLE FAIR OR TRY TO TAKE ADVANTAGE
TRUST	CAN PEOPLE BE TRUSTED
TRUSTY	CAN PEOPLE BE TRUSTED-VERSION Y
SATCITY	CITY OR PLACE R LIVES IN
SATHOBBY	NON-WORKING ACTIVITIES, HOBBIES
SATFAM	FAMILY LIFE
SATFRND	FRIENDSHIPS
SATHEALT	HEALTH AND PHYSICAL CONDITION
CONFINAN	CONFID IN BANKS & FINANCIAL INSTITUTIONS
CONBUS	CONFIDENCE IN MAJOR COMPANIES
CONCLERG	CONFIDENCE IN ORGANIZED RELIGION
CONEDUC	CONFIDENCE IN EDUCATION
CONFED	CONFID. IN EXEC BRANCH OF FED GOVT
CONLABOR	CONFIDENCE IN ORGANIZED LABOR
CONPRESS	CONFIDENCE IN PRESS
CONMEDIC	CONFIDENCE IN MEDICINE
CONTV	CONFIDENCE IN TELEVISION
CONJUDGE	CONFID. IN UNITED STATES SUPREME COURT
CONSCI	CONFIDENCE IN SCIENTIFIC COMMUNITY
CONLEGIS	CONFIDENCE IN CONGRESS
CONARMY	CONFIDENCE IN MILITARY
CONFINAY	BANKS & FINANCIAL INSTITUTIONS -- VER Z
CONBUSY	MAJOR COMPANIES -- VERSION Z
CONCLERY	ORGANIZED RELIGION -- VERSION Z
CONEDUCY	EDUCATION -- VERSION Z
CONFEDY	EXEC BRANCH FED GOVT -- VERSION Z
CONLABOY	ORGANIZED LABOR -- VERSION Z
CONPRESY	PRESS -- VERSION Z
CONMEDIY	MEDICINE -- VERSION Z
CONTVY	TELEVISION -- VERSION Z
CONJUDGY	UNITED STATES SUPREME COURT -- VERSION Z
CONSCIY	SCIENTIFIC COMMUNITY -- VERSION Z
CONLEGIY	CONGRESS -- VERSION Z
CONARMYY	MILITARY -- VERSION Z
MANNERS	GOOD MANNERS

SUCCESS	TRIES HARD TO SUCCEED
HONEST	HONEST
CLEAN	NEAT AND CLEAN
JUDGMENT	GOOD SENSE AND SOUND JUDGMENT
CONTROL	SELF-CONTROL
ROLE	ACTS LIKE BOY-ACTS LIKE GIRL
AMICABLE	GETS ALONG WELL WITH OTHER CHILDREN
OBEYS	OBEYS PARENTS WELL
RESPONSI	RESPONSIBLE
CONSIDER	CONSIDERATE OF OTHERS
INTEREST	INTERESTED HOW AND WHY THINGS HAPPEN
STUDIOUS	GOOD STUDENT
MANNERSY	GOOD MANNERS-VERSION Y
SUCCESSY	TRIES HARD TO SUCCEED-VERSION Y
HONESTY	HONEST-VERSION Y
CLEANY	NEAT AND CLEAN-VERSION Y
JUDGMENY	GOOD SENSE, SOUND JUDGMENT-VERSION Y
CONTROLY	SELF-CONTROL-VERSION Y
ROLEY	ACTS LIKE BOY-ACTS LIKE GIRL-VERSION Y
AMICABLY	GETS ALONG WITH OTHER CHILDREN-VERSION Y
OBEYSY	OBEYS PARENTS WELL-VERSION Y
RESPONSY	RESPONSIBLE-VERSION Y
CONSIDEY	CONSIDERATE OF OTHERS-VERSION Y
INTERESY	INTERESTED HOW THINGS HAPPEN-VERSION Y
STUDIOUY	GOOD STUDENT-VERSION Y
MANNERSZ	GOOD MANNERS-VERSION Z
SUCCESSZ	TRIES HARD TO SUCCEED-VERSION Z
HONESTZ	HONEST-VERSION Z
CLEANZ	NEAT AND CLEAN-VERSION Z
JUDGMENZ	GOOD SENSE, SOUND JUDGMENT-VERSION Z
CONTROLZ	SELF-CONTROL-VERSION Z
ROLEZ	ACTS LIKE BOY-ACTS LIKE GIRL-VERSION Z
AMICABLZ	GETS ALONG WITH OTHER CHILDREN-VERSION Z
OBEYSZ	OBEYS PARENTS WELL-VERSION Z
RESPONSZ	RESPONSIBLE-VERSION Z
CONSIDEZ	CONSIDERATE OF OTHERS-VERSION Z
INTERESZ	INTERESTED HOW THINGS HAPPEN-VERSION Z
STUDIOUZ	GOOD STUDENT-VERSION Z
OBEY	TO OBEY
POPULAR	TO BE WELL LIKED OR POPULAR
THNKSELF	TO THINK FOR ONES SELF
WORKHARD	TO WORK HARD
HELPOTH	TO HELP OTHERS
CHLDSEX	QUALITIES FOR BOYS OR GIRLS
CHLDSEX1	QUALITIES FOR BOYS OR GIRLS -- VARIANT
YOUNGEN	WHAT SHOULD YOUNGER GENERATION BE TAUGHT
SOCREL	SPEND EVENING WITH RELATIVES
SOCOMMUN	SPEND EVENING WITH NEIGHBOR
SOCFREND	SPEND EVENING WITH FRIENDS
SOCBAR	SPEND EVENING AT BAR
SOCPARS	SPEND EVENING WITH PARENTS
SOCSIBS	SPEND EVENING WITH SIBLINGS
AGED	SHOULD AGED LIVE WITH THEIR CHILDREN
WEEKSWRK	WEEKS R. WORKED LAST YEAR

PARTFULL	WAS R'S WORK PART-TIME OR FULL-TIME?
DRINK	EVER DRINK ALCOHOLIC BEVERAGES?
DRUNK	EVER DRINK TOO MUCH?
SMOKE	DOES R SMOKE
QUITSMK	EVER TRIED TO QUIT SMOKING
SMOKECIG	DOES R SMOKE CIGARETTES
CIGWEEK	HAS R SMOKED CIGARETTES IN LAST WEEK
EVSMOKE	HAS R EVER SMOKED
ANOMIA1	NEXT TO HEALTH, MONEY IS MOST IMPORTANT
ANOMIA2	WONDER IF ANYTHING IS WORTHWHILE
ANOMIA3	NO RIGHT & WRONG WAYS TO MAKE MONEY
ANOMIA4	LIVE ONLY FOR TODAY
ANOMIA5	LOT OF THE AVERAGE MAN GETTING WORSE
ANOMIA6	NOT FAIR TO BRING CHILD INTO WORLD
ANOMIA7	OFFICIALS NOT INTERESTED IN AVERAGE MAN
ANOMIA8	DON'T KNOW WHOM TO TRUST
ANOMIA9	MOST DON'T CARE WHAT HAPPENS TO OTHERS
JOBLOSE	IS R LIKELY TO LOSE JOB
JOBFIND	COULD R FIND EQUALLY GOOD JOB
SATJOB	JOB OR HOUSEWORK
RICHWORK	IF RICH, CONTINUE OR STOP WORKING
JOBINC	HIGH INCOME
JOBSEC	NO DANGER OF BEING FIRED
JOBHOUR	SHORT WORKING HOURS
JOBPROMO	CHANCES FOR ADVANCEMENT
JOBMEANS	WORK IMPORTANT AND FEEL ACCOMPLISHMENT
JOBKEEP	JOB SECURITY
JOBPAY	HIGH INCOME
JOBRISE	OPPORTUNITY FOR ADVANCEMENT
JOBHONOR	OCCUPATION IS RECOGNIZED AND RESPECTED
JBOFF	LEAVES TIME FOR LEISURE
JOBINTER	INTERESTING WORK
JOBINDEP	ALLOWS ONE TO WORK INDEPENDENTLY
JOBRESP	RESPONSIBLE JOB TASKS
JOBPEOP	CONTACT WITH OTHER PEOPLE
JOBHELP	CAN HELP OTHERS
JOBSOC	USEFUL TO SOCIETY
JOBACCOMP	DOING SOMETHING MEANINGFUL
JOBSAFE	SAFE CONDITIONS
CLASS	SUBJECTIVE CLASS IDENTIFICATION
CLASSY	SUBJECTIVE SOCIAL CLASS-VERSION Y
RANK	RS SELF RANKING OF SOCIAL POSITION
RANK10	RS SOCIAL RANK 10 YEARS AGO
SATFIN	SATISFACTION WITH FINANCIAL SITUATION
FINALTER	CHANGE IN FINANCIAL SITUATION
FINRELA	OPINION OF FAMILY INCOME
INCNEED	INCOME FAMILY NEEDS
MININC	MINIMUM AMOUNT OF INCOME NEEDED PER WEEK
WKSUB	DOES R OR SPOUSE HAVE SUPERVISOR
WKSUBS	DOES SUPERVISOR HAVE SUPERVISOR
WKSUP	DOES R OR SPOUSE SUPERVISE ANYONE
WKSUPS	DOES SUBORDINATE SUPERVISE ANYONE
UNEMP	EVER UNEMPLOYED IN LAST TEN YRS
GOVAID	EVER RECEIVE WELFARE, UNEMP INSUR, ETC.

GETAID	EVER RECEIVED WELFARE?
UNION	DOES R OR SPOUSE BELONG TO UNION
GETAHEAD	OPINION OF HOW PEOPLE GET AHEAD
PARSOL	RS LIVING STANDARD COMPARED TO PARENTS
KIDSSOL	RS KIDS LIVING STANDARD COMPARED TO R
FEHOME	WOMEN TAKE CARE OF HOME NOT COUNTRY
FEWORK	SHOULD WOMEN WORK
FEPRES	VOTE FOR WOMAN PRESIDENT
FEPOL	WOMEN NOT SUITED FOR POLITICS
FEPOLY	MEN OR WOMEN BETTER SUITED FOR POLITICS
FEIMP	IMPORTANCE OF WOMEN'S RIGHTS ISSUE TO R
FEINFO	HOW MUCH INFO R HAS ON WOMEN'S RGTS
FEFIRM	HOW FIRM IS RS OPINION ON WOMEN'S RGHTS
FECARE	RS CONCERN ABOUT WOMEN'S RIGHTS
FETHINK	HOW OFT R & FRNDS THINK ABT WOMEN'S RGTS
FEWRITE	R EVER WRITTEN OFFICIAL ABT WOMEN'S RGTS
FEGIVE	HAS R GIVEN MONEY TO WOMEN'S RIGHTS ORGS
FEJOIN	EVER JOINED ORG WORKING ON WOMEN'S RGTS
ABDEFECT	STRONG CHANCE OF SERIOUS DEFECT
ABNOMORE	MARRIED--WANTS NO MORE CHILDREN
ABHLTH	WOMAN'S HEALTH SERIOUSLY ENDANGERED
ABPOOR	LOW INCOME--CANT AFFORD MORE CHILDREN
ABRAPE	PREGNANT AS RESULT OF RAPE
ABSINGLE	NOT MARRIED
ABANY	ABORTION IF WOMAN WANTS FOR ANY REASON
ABORCT	HEARD SUPREME COURT DECISION ON ABORTION
ABPRO1	1ST ARGUMENT FOR ABORTION
ABPRO2	2ND ARGUMENT FOR ABORTION
ABPRO3	3RD ARGUMENT FOR ABORTION
ABCON1	1ST ARGUMENT AGAINST ABORTION
ABCON2	2ND ARGUMENT AGAINST ABORTION
ABCON3	3RD ARGUMENT AGAINST ABORTION
ABIMP	IMPORTANCE OF ABORTION ISSUE TO R
ABINFO	HOW MUCH INFO DOES R HAVE ON ABORTION
ABFIRM	HOW FIRM IS RS OPINION ON ABORTION
ABCARE	HOW CONCERNED IS R ABOUT ABORTION
CHLDIDEL	IDEAL NUMBER OF CHILDREN
CHLDMORE	EXPECT MORE CHILDREN
CHLDNUM	HOW MANY CHILDREN EXPECTED
CHLDsoon	CHILDREN EXPECTED IN 5 YEARS
PILL	BIRTH CONTROL INFORMATION
TEENPILL	BIRTH CONTROL INFORMATION TO TEENS
PILLOK	BIRTH CONTROL TO TEENAGERS 14-16
SEXEDUC	SEX EDUCATION IN PUBLIC SCHOOLS
DIVLAW	DIVORCE LAWS
DIVLAWY	DIVORCE LAWS-VERSION Y
SPDUE	EVER ENTITLED TO ALIMONY OR CHLD SUPPORT
SPPAID	REGULARLY RECEIVED ALIMONY - CHLD SUPPRT
PREMARX	SEX BEFORE MARRIAGE
TEENSEX	SEX BEFORE MARRIAGE -- TEENS 14-16
XMARSEX	SEX WITH PERSON OTHER THAN SPOUSE
HOMOSEX	HOMOSEXUAL SEX RELATIONS
HOMOCHNG	HOMOSEXUALITY: INHERENT OR CHOICE?
PORNINF	MATERIALS PROVIDE INFO ABOUT SEX

PORNMORL	MATERIALS LEAD TO BREAKDOWN IN MORALS
PORNRAPE	MATERIALS LEAD TO RAPE
PORNOU	MATERIALS PROVIDE OUTLET
PORNLA	FEELINGS ABOUT PORNOGRAPHY LAWS
XMOVIE	SEEN X-RATED MOVIE IN LAST YEAR
XMOVIE1	SEEN PORN FILM (THEATER OR VCR) LAST YR
PORNIMP	IMPORTANCE OF PORNOGRAPHY ISSUE TO R
PORNINFO	HOW MUCH INFO DOES R HAVE ON PORN ISSUE
PORNFIRM	HOW FIRM IS RS OPINION ON PORN ISSUE
SPANKING	FAVOR SPANKING TO DISCIPLINE CHILD
LETDIE1	ALLOW INCURABLE PATIENTS TO DIE
LETDIE2	LET PATIENTS DIE IF DOCTORS AGREE
SUICIDE1	SUICIDE IF INCURABLE DISEASE
SUICIDE2	SUICIDE IF BANKRUPT
SUICIDE3	SUICIDE IF DISHONORED FAMILY
SUICIDE4	SUICIDE IF TIRED OF LIVING
STRIKE	PICKETING FOR LABOR STRIKE
CIVRIGHT	CIVIL RIGHTS DEMONSTRATION
ANTIWAR	ANTI-WAR DEMONSTRATION
PROWAR	PRO-WAR DEMONSTRATION
SCHOOL	SCHOOL RELATED DEMONSTRATION
HIT	EVER PUNCHED OR BEATEN BY ANOTHER PERSON
HITAGE	BEATEN AS CHILD OR ADULT
HITNUM	IF BEATEN--HOW MANY TIMES
GUN	EVER THREATENED WITH GUN OR SHOT AT
GUNAGE	THREATENED OR SHOT AT AS CHILD OR ADULT
GUNNUM	IF THREATENED OR SHOT AT--HOW MANY TIMES
HITOK	EVER APPROVE OF MAN PUNCHING ADULT MALE
HITMARCH	STRANGER IN PROTEST MARCH
HITDRUNK	DRUNK BUMPED INTO MAN & WIFE
HITCHILD	STRANGER HAD HIT MANS CHILD
HITBEATR	STRANGER WAS BEATING UP A WOMAN
HITROBBR	STRANGER HAD BROKEN INTO MANS HOUSE
POLHITOK	EVER APPROVE OF POLICE STRIKING CITIZEN
POLABUSE	CITIZEN SAID VULGAR OR OBSCENE THINGS
POLMURDR	CITIZEN QUESTIONED AS MURDER SUSPECT
POLESCAP	CITIZEN ATTEMPTING TO ESCAPE CUSTODY
POLATTAK	CITIZEN ATTACKING POLICEMAN WITH FISTS
FEAR	AFRAID TO WALK AT NIGHT IN NEIGHBORHOOD
FEARHOME	DOES R FEEL SAFE AND SECURE AT HOME
BURGLR	HOME BROKEN INTO DURING THE LAST YEAR
ROBBRY	FORCEFULLY ROBBED DURING THE LAST YEAR
OWNGUN	HAVE GUN IN HOME
PISTOL	PISTOL OR REVOLVER IN HOME
SHOTGUN	SHOTGUN IN HOME
RIFLE	RIFLE IN HOME
ROWNGUN	DOES GUN BELONG TO R
TICKET	EVER RECEIVED A TRAFFIC TICKET
ARREST	EVER PICKED UP OR CHARGED BY POLICE
CONVICTD	CONVICTED OF CRIME EVER
LOCKEDUP	PRISON OR JAIL EVER
HUNT	DOES R OR SPOUSE HUNT
HUNTOTHR	DOES OTHER HOUSEHOLD MEMBER HUNT
NEWS	HOW OFTEN DOES R READ NEWSPAPER

TVHOURS	HOURS PER DAY WATCHING TV
RADIOHRS	HOURS PER DAY LISTENING TO RADIO
PHONE	DOES R HAVE TELEPHONE
COOP2	RS ATTITUDE TOWARD INTERVIEW
COOP	RS ATTITUDE TOWARD INTERVIEW
COMPREND	RS UNDERSTANDING OF QUESTIONS
FORM	FORM OF SPLIT QUESTIONNAIRE ASKED
ABSPNO	ABORTION IF HUSBAND OPPOSES
ABHAVE1	HAVE ABORTION IF PROBABLE DEFECT
ABHAVE2	HAVE ABORTION IF HEALTH ENDANGERED
ABHAVE3	HAVE ABORTION IF COULDN'T AFFORD CHILD
ABLEGAL	SHOULD ABORTION EVER BE LEGAL
FECHLD	MOTHER WORKING DOESN'T HURT CHILDREN
FEHELP	WIFE SHOULD HELP HUSBANDS CAREER FIRST
FEPRESCH	PRESCHOOL KIDS SUFFER IF MOTHER WORKS
FEFAM	BETTER FOR MAN TO WORK, WOMAN TEND HOME
ERAREAD	HAS R HEARD OR READ ABOUT ERA
ERAMEANS	DOES R UNDERSTAND WHAT ERA MEANS
ERA	DOES R FAVOR OR OPPOSE ERA?
ERATELL	DOES R FAVOR OR OPPOSE ERA
ERAWHY1	1ST REASON FAVOR-OPPOSE ERA
ERAWHY2	2ND REASON FAVOR-OPPOSE ERA
ERAWHY3	3RD REASON FAVOR-OPPOSE ERA
ERAIMP	IMPORTANCE OF ERA ISSUE
ERAINFO	HOW MUCH INFO DOES R HAVE ABOUT ERA
ERAFIRM	HOW FIRM IS RS OPINION ON ERA
FEBEAR	CAN WIFE REFUSE TO HAVE CHILDREN
FEWORKIF	MARRIED WOMEN WORK IF JOBS LIMITED
RACSUBS	FAVOR ATTEMPTS TO INTEGRATE SUBURBS
RACSUBGV	SUBURBAN GOVTS ENCOURAGE INTEGRATION
RACMAREL	WHAT IF RELATIVE MARRIED OTHER RACE
RACMARPR	EXPECT PROBS IN INTERRACIAL MARRIAGE
RACSUPS	EXPECT PROBS IF BLACKS SUPERVISE WHITES
RACTEACH	DON'T HIRE TEACHERS AGAINST INTEGRATION
RACAVOID	AVOID DRIVING THRU BLACK NEIGHBORHOOD
RACCHNG	TRY TO INTEGRATE SOCIAL CLUB
RACQUIT	QUIT IF COULDN'T INTEGRATE CLUB
RACDIF1	DIFFERENCES DUE TO DISCRIMINATION
RACDIF2	DIFFERENCES DUE TO INBORN DISABILITY
RACDIF3	DIFFERENCES DUE TO LACK OF EDUCATION
RACDIF4	DIFFERENCES DUE TO LACK OF WILL
SALFERGT	SALIENCE, WOMEN'S RIGHTS
SALLABOR	SALIENCE, LABOR LEADERS
SALSATFN	SALIENCE, FINANCIAL SATISFACTION
SALABORT	SALIENCE, ABORTION LAWS
SALSCI	SALIENCE, SCIENTIFIC COMMUNITY
DIVORCE5	DIVORCED IN LAST 5 YRS
DIVREL1	RELATIVES DIVORCED IN LAST YEAR
DIVREL4	RELATIVES DIVORCED BETWEEN 5 & 1 YRS AGO
UNEMP5	UNEMPLOYED IN LAST 5 YRS
UNREL1	RELATIVES UNEMPLOYED IN LAST YR
UNREL4	RELATIVES UNEMP BETWEEN 5 & 1 YRS AGO
HOSDIS5	HOSPITALIZED, DISABLED LAST 5 YRS
HOSREL1	RELS HOSPITALIZED IN LAST YEAR

HOSREL4	RELS HOSPITALIZED BETW 5 & 1 YRS AGO
DEATH5	RELATIVES DIED IN LAST 5 YRS
DEATH16	RELATIVES DIED SINCE AGE 16
PADEATH	DEATH OF FATHER
MADEATH	DEATH OF MOTHER
CHLDDTH	DEATH OF CHILD
SIBDEATH	DEATH OF SIBLING
SPDEATH	DEATH OF SPOUSE
TRAUMA1	TRAUMA SCALE, LAST YEAR
TRAUMA5	TRAUMA SCALE, LAST 5 YEARS
TRAREL1	TRAUMA OF RELATIVES, LAST YEAR
TRAREL5	TRAUMA OF RELATIVES, LAST 5 YRS
TRATOT1	TRAUMA LAST YEAR, SELF & RELATIVES
TRATOT5	TRAUMA LAST 5 YRS, SELF & RELATIVES
DEFSPDR	DEFENSE SPENDING--RS POSITION
DEFSPDFG	DEFENSE SPENDING--GOVT POSITION
HLPMINR	HELP MINORITIES--RS POSITION
HLPMINFG	HELP MINORITIES--GOVT POSITION
CUTSPDR	CUT GOVT SPENDING--RS POSITION
CUTSPDFG	CUT GOVT SPENDING--GOVT POSITION
IMPFAM	FAMILY AND CHILDREN
IMPWORK	CAREER AND WORK
IMPRELAX	FREE TIME AND RELAXATION
IMPFREND	FRIENDS AND ACQUAINTANCES
IMPKIN	RELATIVES
IMPCHURH	RELIGION AND CHURCH
IMPPOL	POLITICS AND PUBLIC LIFE
PRIVACY	IS R CONCERNED ABOUT PRIVACY?
CIVIC	DOES R FOLLOW PUBLIC AFFAIRS?
RUSHED	HOW OFTEN R FEELS RUSHED
BORED	HOW OFTEN DOES R HAVE EXTRA TIME
POLLGOOD	DO SURVEYS SERVE GOOD PURPOSE
POLLTRUE	TRUST RESULTS OF SURVEYS
FESERVE	MANDATORY CONSCRIPTION FOR FEMALES?
MESERVE	MANDATORY CONSCRIPTION FOR MALES?
TAXSERVE	FAVOR CONSCRIPTION GIVEN TAXES?
MILQUAL	QUALITY OF PERSONS IN MILITARY
MILPAY	PAY AND BENEFITS FOR MILITARY PERSONNEL
FENUMOK	NUMBER OF WOMEN IN MILITARY
HINUMOK	NUMBER OF HISPANICS IN MILITARY
BLNUMOK	NUMBER OF BLACKS IN MILITARY
HINUMOKY	NUMBER HISPANICS IN MILITARY-VERSION Y
BLNUMOKY	NUMBER OF BLACKS IN MILITARY-VERSION Y
MILVOLOK	HOW WELL HAS VOLUNTEER MILITARY WORKED?
FIGHTAIR	WOMEN AS JET FIGHTER PILOTS
MECHANIC	WOMEN AS TRUCK MECHANIC
NURSE	WOMEN AS NURSES IN COMBAT ZONE
TYPIST	WOMEN AS TYPIST IN PENTAGON
BRASS	WOMEN IN COMMAND OF MILITARY BASES
FIGHTLND	WOMEN IN HAND-TO-HAND COMBAT
TRANSAIR	WOMEN AS JET TRANSPORT PILOT
GUNNER	WOMEN AS AIR DEFENSE GUNNER IN U.S.
FIGHTSEA	WOMEN AS CREW MEMBER OF COMBAT SHIP
FEFIGHT	ARE WOMEN ASSIGNED TO COMBAT

FEDIRTY	ARE WOMEN ASSIGNED TO DIRTY JOBS
FEBRASS	DO WOMEN COMMAND OVER MEN
FEHLPML	DO WOMEN RAISE EFFECTIVENESS OF MILITARY
DRAFT	RETURN TO THE DRAFT?
DRAFTFE	IF RETURN TO DRAFT, DRAFT WOMEN?
DRAFTEM	IF EMERGENCY, RETURN TO DRAFT?
DRAFTFEM	IF EMERGENCY, DRAFT WOMEN ALSO?
DRAFTCOL	COLLEGE STUDENTS EXEMPT FROM DRAFT?
DRAFTMAR	MARRIED PERSONS EXEMPT FROM DRAFT?
DRAFTPAR	PARENTS OF SMALL CHILDRN EXEMPT FRM DRAFT
DRAFTGAY	GAYS EXEMPT FROM DRAFT?
DRAFTCO	CONSCIENTIOUS OBJECTOR EXEMPT FROM DRAFT
DRAFTDEF	DEFENSE OCCUPATIONS EXEMPT FROM DRAFT?
VETFAM	FAMILY MEMBERS SERVED IN ARMED FORCES?
VETFAMNW	ANY FAMILY MEMBERS IN ARMED FORCES NOW
MINMILOP	MIN OPPORTUNITIES BETTER IN MILITARY?
FEMILOP	FEM OPPORTUNITIES BETTER IN MILITARY?
COPUNISH	PUNISH DRAFT RESISTERS?
COJAIL	JAIL DRAFT RESISTERS?
MILOKME	MILITARY SERVICE GOOD EXPERIENCE FOR MEN
MILOKFE	MIL SERVICE GOOD EXPERIENCE FOR WOMEN
UPGRADE	REFUSE VOLS WITH NO BASIC SKILLS?
JOBTRAIN	OBLIGATION TO TRAIN FOR CIVILIAN JOBS?
NUKEWAR	POSSIBILITY OF AN ALL-OUT ATOMIC WAR
LANDWAR	POSSIBILITY OF A CONVENTIONAL GROUND WAR
MORENUKE	POSSIBILITY OF INCREASING ARMS RACE
LESSNUKE	POSSIBILITY OF REDUCING ATOMIC WEAPONS
NONUKE	POSSIBILITY ELIMINATING ATOMIC WEAPONS
GUERILLA	POSSIBILITY OF GUERILLA WARS
VETAID	ANY IN HH RECEIVE MIL OR VET BENEFITS
DEFWRKEV	EVER WORK FOR MILITARY SUPPLIER?
DEFWRKNW	CURRENTLY WORK FOR MILITARY SUPPLIER?
MILWRKEV	EVER WORK FOR MILITARY OR DOD?
MILWRKNW	CURRENTLY WORK FOR MILITARY OR DOD?
RESDEFWK	LOCAL ECONOMY DEPENDS ON DEFENSE WORK?
OBVOTE	OBLIGATION--VOTING IN ELECTIONS
OBVOL	OBLIGATION--COMMUNITY SERVICE
OBJURY	OBLIGATION--JURY DUTY
OB911	OBLIGATION--REPORTING A CRIME
OBENG	OBLIGATION--BEING ABLE TO SPEAK ENGLISH
OBKNOW	OBLIGATION--KEEPING INFORMED
OBMEPAX	OBLIGATION--PEACETIME MIL SERVICE-MEN
OBMEWAR	OBLIGATION--WARTIME MIL SERVICE-MEN
OBFEPAW	OBLIGATION--PEACETIME MIL SERVICE-FEMALE
OBFEWAR	OBLIGATION--WARTIME MIL SERVICE-FEMALE
HELPPOR	SHOULD GOVT IMPROVE STANDARD OF LIVING?
HELPNOT	SHOULD GOVT DO MORE OR LESS?
HELPSICK	SHOULD GOVT HELP PAY FOR MEDICAL CARE?
HELPBLK	SHOULD GOVT AID BLACKS?
NUMGIVEN	NUMBER OF PERSONS MENTIONED
EQCLOSE	R FEELS EQUALLY CLOSE TO ALL PERSONS
RCLOSE1	R FEELS ESPECIALLY CLOSE TO PERSON #1
RCLOSE2	R FEELS ESPECIALLY CLOSE TO PERSON #2
RCLOSE3	R FEELS ESPECIALLY CLOSE TO PERSON #3

RCLOSE4	R FEELS ESPECIALLY CLOSE TO PERSON #4
RCLOSE5	R FEELS ESPECIALLY CLOSE TO PERSON #5
CLOSE12	HOW CLOSE ARE PERSONS NUMBER 1 AND 2?
CLOSE13	HOW CLOSE ARE PERSONS NUMBER 1 AND 3?
CLOSE14	HOW CLOSE ARE PERSONS NUMBER 1 AND 4?
CLOSE15	HOW CLOSE ARE PERSONS NUMBER 1 AND 5?
CLOSE23	HOW CLOSE ARE PERSONS NUMBER 2 AND 3?
CLOSE24	HOW CLOSE ARE PERSONS NUMBER 2 AND 4?
CLOSE25	HOW CLOSE ARE PERSONS NUMBER 2 AND 5?
CLOSE34	HOW CLOSE ARE PERSONS NUMBER 3 AND 4?
CLOSE35	HOW CLOSE ARE PERSONS NUMBER 3 AND 5?
CLOSE45	HOW CLOSE ARE PERSONS NUMBER 4 AND 5?
SEX1	SEX OF PERSON NUMBER 1
SEX2	SEX OF PERSON NUMBER 2
SEX3	SEX OF PERSON NUMBER 3
SEX4	SEX OF PERSON NUMBER 4
SEX5	SEX OF PERSON NUMBER 5
RACE1	RACE OF PERSON NUMBER 1
RACE2	RACE OF PERSON NUMBER 2
RACE3	RACE OF PERSON NUMBER 3
RACE4	RACE OF PERSON NUMBER 4
RACE5	RACE OF PERSON NUMBER 5
SPOUSE1	PERSON #1 IS RS SPOUSE
SPOUSE2	PERSON #2 IS RS SPOUSE
SPOUSE3	PERSON #3 IS RS SPOUSE
SPOUSE4	PERSON #4 IS RS SPOUSE
SPOUSE5	PERSON #5 IS RS SPOUSE
PARENT1	PERSON #1 IS RS PARENT
PARENT2	PERSON #2 IS RS PARENT
PARENT3	PERSON #3 IS RS PARENT
PARENT4	PERSON #4 IS RS PARENT
PARENT5	PERSON #5 IS RS PARENT
SIBLING1	PERSON #1 IS RS SIBLING
SIBLING2	PERSON #2 IS RS SIBLING
SIBLING3	PERSON #3 IS RS SIBLING
SIBLING4	PERSON #4 IS RS SIBLING
SIBLING5	PERSON #5 IS RS SIBLING
CHILD1	PERSON #1 IS RS CHILD
CHILD2	PERSON #2 IS RS CHILD
CHILD3	PERSON #3 IS RS CHILD
CHILD4	PERSON #4 IS RS CHILD
CHILD5	PERSON #5 IS RS CHILD
OTHFAM1	PERSON #1 IS RS FAMILY MEMBER
OTHFAM2	PERSON #2 IS RS FAMILY MEMBER
OTHFAM3	PERSON #3 IS RS FAMILY MEMBER
OTHFAM4	PERSON #4 IS RS FAMILY MEMBER
OTHFAM5	PERSON #5 IS RS FAMILY MEMBER
COWORK1	PERSON #1 IS RS COWORKER
COWORK2	PERSON #2 IS RS COWORKER
COWORK3	PERSON #3 IS RS COWORKER
COWORK4	PERSON #4 IS RS COWORKER
COWORK5	PERSON #5 IS RS COWORKER
MEMGRP1	PERSON #1 IS MEMBER OF RS GROUP
MEMGRP2	PERSON #2 IS MEMBER OF RS GROUP

MEMGRP3	PERSON #3 IS MEMBER OF RS GROUP
MEMGRP4	PERSON #4 IS MEMBER OF RS GROUP
MEMGRP5	PERSON #5 IS MEMBER OF RS GROUP
NEIGHBR1	PERSON #1 IS RS NEIGHBOR
NEIGHBR2	PERSON #2 IS RS NEIGHBOR
NEIGHBR3	PERSON #3 IS RS NEIGHBOR
NEIGHBR4	PERSON #4 IS RS NEIGHBOR
NEIGHBR5	PERSON #5 IS RS NEIGHBOR
FRIEND1	PERSON #1 IS RS FRIEND
FRIEND2	PERSON #2 IS RS FRIEND
FRIEND3	PERSON #3 IS RS FRIEND
FRIEND4	PERSON #4 IS RS FRIEND
FRIEND5	PERSON #5 IS RS FRIEND
ADVISOR1	PERSON #1 IS RS ADVISOR
ADVISOR2	PERSON #2 IS RS ADVISOR
ADVISOR3	PERSON #3 IS RS ADVISOR
ADVISOR4	PERSON #4 IS RS ADVISOR
ADVISOR5	PERSON #5 IS RS ADVISOR
OTHER1	PERSON #1 IS OTHER TYPE OF ACQUAINTANCE
OTHER2	PERSON #2 IS OTHER TYPE OF ACQUAINTANCE
OTHER3	PERSON #3 IS OTHER TYPE OF ACQUAINTANCE
OTHER4	PERSON #4 IS OTHER TYPE OF ACQUAINTANCE
OTHER5	PERSON #5 IS OTHER TYPE OF ACQUAINTANCE
TALKTO1	HOW OFTEN DOES R TALK TO PERSON #1?
TALKTO2	HOW OFTEN DOES R TALK TO PERSON #2?
TALKTO3	HOW OFTEN DOES R TALK TO PERSON #3?
TALKTO4	HOW OFTEN DOES R TALK TO PERSON #4?
TALKTO5	HOW OFTEN DOES R TALK TO PERSON #5?
KNOWN1	HOW LONG HAS R KNOWN PERSON #1?
KNOWN2	HOW LONG HAS R KNOWN PERSON #2?
KNOWN3	HOW LONG HAS R KNOWN PERSON #3?
KNOWN4	HOW LONG HAS R KNOWN PERSON #4?
KNOWN5	HOW LONG HAS R KNOWN PERSON #5?
EDUC1	EDUCATION LEVEL OF PERSON #1
EDUC2	EDUCATION LEVEL OF PERSON #2
EDUC3	EDUCATION LEVEL OF PERSON #3
EDUC4	EDUCATION LEVEL OF PERSON #4
EDUC5	EDUCATION LEVEL OF PERSON #5
AGE1	AGE OF PERSON #1
AGE2	AGE OF PERSON #2
AGE3	AGE OF PERSON #3
AGE4	AGE OF PERSON #4
AGE5	AGE OF PERSON #5
RELIG1	RELIGIOUS PREFERENCE OF PERSON #1
RELIG2	RELIGIOUS PREFERENCE OF PERSON #2
RELIG3	RELIGIOUS PREFERENCE OF PERSON #3
RELIG4	RELIGIOUS PREFERENCE OF PERSON #4
RELIG5	RELIGIOUS PREFERENCE OF PERSON #5
PARTYID1	PARTY ID OF PERSON #1
PARTYID2	PARTY ID OF PERSON #2
PARTYID3	PARTY ID OF PERSON #3
TALKPOL1	R DISCUSSES POLITICS WITH PERSON #1
TALKPOL2	R DISCUSSES POLITICS WITH PERSON #2
TALKPOL3	R DISCUSSES POLITICS WITH PERSON #3

TALKPOL	HOW OFTEN DOES R DISCUSS POLITICS?
FRNDKNOW	HOW MANY OF RS FRIENDS KNOW EACH OTHER?
MEMFRAT	MEMBERSHIP IN FRATERNAL GROUP
MEMSERV	MEMBERSHIP IN SERVICE GROUP
MEMVET	MEMBERSHIP IN VETERAN GROUP
MEMPOLIT	MEMBERSHIP IN POLITICAL CLUB
MEMUNION	MEMBERSHIP IN LABOR UNION
MEMSPORT	MEMBERSHIP IN SPORTS CLUB
MEMYOUTH	MEMBERSHIP IN YOUTH GROUP
MEMSCHL	MEMBERSHIP IN SCHOOL SERVICE
MEMHOBBY	MEMBERSHIP IN HOBBY CLUB
MEMGREEK	MEMBERSHIP IN SCHOOL FRATERNITY
MEMNAT	MEMBERSHIP IN NATIONALITY GROUP
MEMFARM	MEMBERSHIP IN FARM ORGANIZATION
MEMLIT	MEMBERSHIP IN LITERARY OR ART GROUP
MEMPROF	MEMBERSHIP IN PROFESSIONAL SOCIETY
MEMCHURH	MEMBERSHIP IN CHURCH GROUP
MEMOTHER	MEMBERSHIP IN ANY OTHER
MEMNUM	NUMBER OF MEMBERSHIPS
SOLFRAT	FRATERNAL GROUP TRIES TO SOLVE PROBLEMS
SOLSERV	SERVICE GROUP TRIES TO SOLVE PROBLEMS
SOLVET	VETERAN GROUP TRIES TO SOLVE PROBLEMS
SOLPOLIT	POLITICAL CLUB TRIES TO SOLVE PROBLEMS
SOLUNION	LABOR UNION TRIES TO SOLVE PROBLEMS
SOLSPORT	SPORTS CLUB TRIES TO SOLVE PROBLEMS
SOLYOUTH	YOUTH GROUP TRIES TO SOLVE PROBLEMS
SOLSCHL	SCHOOL SERVICE TRIES TO SOLVE PROBLEMS
SOLHOBBY	HOBBY CLUB TRIES TO SOLVE PROBLEMS
SOLGREEK	FRATERNITY TRIES TO SOLVE PROBLEMS
SOLNAT	NATIONALITY GRP TRIES TO SOLVE PROBLEMS
SOLFARM	FARM ORG TRIES TO SOLVE PROBLEMS
SOLLIT	LIT OR ART GRP TRIES TO SOLVE PROBLEMS
SOLPROF	PROF SOCIETY TRIES TO SOLVE PROBLEMS
SOLCHURH	CHURCH GROUP TRIES TO SOLVE PROBLEMS
SOLOOTHER	ANY OTHER GROUP TRIES TO SOLVE PROBLEMS
ACTFRAT	R ACTIVE IN FRATERNAL GROUP
ACTSERV	R ACTIVE IN SERVICE GROUP
ACTVET	R ACTIVE IN VETERAN GROUP
ACTPOLIT	R ACTIVE IN POLITICAL CLUB
ACTUNION	R ACTIVE IN LABOR UNION
ACTSPORT	R ACTIVE IN SPORTS CLUB
ACTYOUTH	R ACTIVE IN YOUTH GROUP
ACTSCHL	R ACTIVE IN SCHOOL SERVICE
ACTHOBBY	R ACTIVE IN HOBBY CLUB
ACTGREEK	R ACTIVE IN SCHOOL FRATERNITY
ACTNAT	R ACTIVE IN NATIONALITY GROUP
ACTFARM	R ACTIVE IN FARM ORGANIZATION
ACTLIT	R ACTIVE IN LITERARY OR ART GROUP
ACTPROF	R ACTIVE IN PROFESSIONAL SOCIETY
ACTCHURH	R ACTIVE IN CHURCH GROUP
ACTOTHER	R ACTIVE IN ANY OTHER GROUP
CHURHGRP	IS CHURCH GROUP CHURCH ITSELF
MOSTACT	WHICH GROUP IS R MOST ACTIVE IN
CAREGRP	HOW COMMITTED TO GROUP IS R

SERVEGRP	HAS R SERVED ON GROUP COMMITTEES
LEADGRP	HAS R SERVED AS OFFICER IN GROUP
GIVEGRP	HAS R GIVEN MONEY ABOVE REGULAR DUES
ATTNDGRP	HAS R ATTENDED GROUP CONFERENCES
WRITEGRP	HAS R WRITTEN TO NEWSPAPERS FOR GROUP
LOBBYGRP	HAS R CONTACTED GOVERNMENT FOR GROUP
LOCLIVED	HOW LONG HAS R LIVED IN COMMUNITY
LOCTRUST	HOW MUCH TRUST DOES R HAVE IN LOCAL GOV
LOCINFLU	HOW MUCH INFLUENCE R FEELS ON LOCAL GOV
LOCPROB	HAS R HELPED TO SOLVE LOCAL PROBLEMS
LOCGRP	HAS R HELPED TO START NEW LOCAL GROUP
LOCCARE	WOULD LOCAL OFFICIALS LISTEN TO PROBLEM
INTPOL	HOW INTERESTED IN POLITICS IS R
SWAYVOTE	HAS R TRIED TO INFLUENCE VOTES OF OTHERS
WORKPOL	HAS R WORKED FOR PARTIES OR CANDIDATES
POLRALLY	HAS R ATTENDED POLITICAL RALLIES
LOCLOBBY	HAS R LOBBIED LOCAL OFFICIALS
LOCSELF	WAS PROBLEM OF NARROW OR WIDE CONCERN
OTHLOBBY	HAS R LOBBIED HIGHER LEVEL OFFICIALS
OTHSELF	WAS THIS PROB OF NARROW OR WIDE CONCERN
GOVERNOR	DID R CORRECTLY NAME GOVERNOR
USREP	DID R CORRECTLY NAME US REPRESENTATIVE
SCHLHEAD	DID R CORRECTLY NAME LOCAL SCHOOL HEAD
FEDTRUST	HOW MUCH DOES R TRUST FEDERAL GOVERNMENT
LOCVOTE	HOW OFTEN DOES R VOTE IN LOCAL ELECTIONS
GAVEPOL	HAS R GIVEN MONEY TO CANDIDATE OR CAUSE
BLKINFLU	OPINION OF POLITICAL INFLUENCE OF BLACKS
BLKGAINS	BEST WAY FOR BLACKS TO IMPROVE POSITION
FEINFLU	OPINION OF POLITICAL INFLUENCE OF WOMEN
FEGAINS	BEST WAY FOR WOMEN TO IMPROVE POSITION
SCISOLVE	SCIENCE WILL SOLVE SOCIAL PROBLEMS
SCICHNG	SCIENCE CHANGES WAY OF LIFE TOO FAST
SCIPRY	SCIENTISTS PRY INTO THINGS THEY OUGHTN'T
SCIMORAL	SCIENCE BREAKS DOWN IDEAS OF RIGHT & WRONG
SWITCHED	HAS R EVER HAD A DIFFERENT RELIGION
SWITCH1	WHAT WAS RS FIRST RELIGIOUS PREFERENCE
SWITCH2	WHAT WAS RS SECOND RELIGIOUS PREFERENCE
SWITCH3	WHAT WAS RS THIRD RELIGIOUS PREFERENCE
SWITNUM	HOW MANY RELIGIOUS PREFERENCES MENTIONED
SWITAGE1	HOW OLD WAS R WHEN FIRST SWITCHED
SWITAGE2	HOW OLD WAS R WHEN SECOND SWITCH
SWITWHY1	WHY DID R MAKE FIRST SWITCH
SWITWHY2	WHY DID R MAKE SECOND SWITCH
MARELIG	WHAT WAS MOTHERS RELIGIOUS PREFERENCE
MADEN	WHAT WAS MOTHERS RELIGIOUS DENOMINATION
MAOTH	OTHER PROTESTANT DENOMINATION FOR MOTHER
MAJEW	WHAT SORT OF JEW WAS RS MOTHER
MAFUND	HOW FUNDAMENTALIST WAS RS MOTHER
PARELIG	WHAT WAS FATHERS RELIGIOUS PREFERENCE
PADEN	WHAT WAS FATHERS RELIGIOUS DENOMINATION
PAOTH	OTHER PROTESTANT DENOMINATION FOR FATHER
PAJEW	WHAT SORT OF JEW WAS RS FATHER
PAFUND	HOW FUNDAMENTALIST WAS RS FATHER
CHURHSCH	NUMBER OF YEARS R ATTENDED CHURCH SCHOOL

SUNSCH16	HOW FREQUENTLY R ATTENDED SUNDAY SCHOOL
GRACE16	DID RS FAMILY SAY GRACE AT MEALS
JOIN16	WAS R EVER CONFIRMED AS MEMBER OF CHURCH
LAPSED	DID R EVER LAPSE IN CHURCH ATTENDANCE
CHURHMEM	IS R A MEMBER OF CHURCH OR SYNAGOGUE
CHURHACT	DOES R PARTICIPATE IN CHURCH ACTIVITIES
TVRELIG	HOURS PER WEEK R WATCHES RELIGIOUS TV
GOD	RS CONFIDENCE IN THE EXISTENCE OF GOD
REBORN	HAS R EVER HAD A 'BORN AGAIN' EXPERIENCE
SAVESOUL	TRIED TO CONVINCED OTHERS TO ACCEPT JESUS
SAYGRACE	DOES RS FAMILY SAY GRACE BEFORE MEALS
READWORD	HOW OFTEN DID R READ BIBLE LAST YEAR
PUNSIN	R AGREES THAT SINNERS MUST BE PUNISHED
BLKWHITE	R AGREES RIGHT & WRONG NOT BLACK & WHITE
ROTAPPLE	R AGREES IMMORAL PERSON CORRUPTS SOCIETY
PERMORAL	R AGREES THAT MORALITY A PERSONAL MATTER
DECBIBLE	IMPORTANCE OF BIBLE IN MAKING DECISIONS
DECOTHS	IMP. OF FAMILY & FRIENDS TO MAKE DECISIONS
DECCHURH	IMP OF CHURCH TEACHINGS TO MAKE DECISION
DECSELF	IMP OF PERSONAL JUDGMENT TO MAKE DECISION
GOCHURCH	IMPORTANCE OF ATTENDING CHURCH REGULARLY
BELIEVE	IMPORTANCE OF BELIEVING IN GOD W O DOUBT
FOLLOW	IMPORTANCE OF FOLLOWING CHURCH TEACHINGS
GOOWNWAY	IMPORTANCE OF FOLLOWING OWN CONSCIENCE
MYFAITH	DEGREE TO WHICH FAITH IS FREE OF DOUBT
MADATGOD	HOW OFTEN R FEELS ANGRY AT GOD
DOUBTS1	HAS EVIL IN THE WORLD CAUSED R DOUBT
DOUBTS2	HAS PERSONAL SUFFERING CAUSED R DOUBT
DOUBTS3	HAS SCIENCE-FAITH CONFLICT CAUSED DOUBT
DOUBTS4	HAS FEELING OF MEANINGLESSNESS CAUSED DOUBT
FAITH1	HAS DEATH IN FAMILY STRENGTHENED FAITH
FAITH2	HAS BIRTH OF CHILD STRENGTHENED FAITH
FAITH3	HAS MARRIAGE STRENGTHENED FAITH
FAITH4	HAS SEXUAL PLEASURE STRENGTHENED FAITH
FRNDCON1	DOES FRIEND 1 BELONG TO RS CONGREGATION
FRNDCON2	DOES FRIEND 2 BELONG TO RS CONGREGATION
FRNDCON3	DOES FRIEND 3 BELONG TO RS CONGREGATION
FRNDCON4	DOES FRIEND 4 BELONG TO RS CONGREGATION
FRNDCON5	DOES FRIEND 5 BELONG TO RS CONGREGATION
FRNDREL1	WHAT IS FRIEND 1S RELIGIOUS PREFERENCE
FRNDREL2	WHAT IS FRIEND 2S RELIGIOUS PREFERENCE
FRNDREL3	WHAT IS FRIEND 3S RELIGIOUS PREFERENCE
FRNDREL4	WHAT IS FRIEND 4S RELIGIOUS PREFERENCE
FRNDREL5	WHAT IS FRIEND 5S RELIGIOUS PREFERENCE
FRNDDEN1	WHAT IS FRIEND 1S SPECIFIC DENOMINATION
FRNDDEN2	WHAT IS FRIEND 2S SPECIFIC DENOMINATION
FRNDDEN3	WHAT IS FRIEND 3S SPECIFIC DENOMINATION
FRNDDEN4	WHAT IS FRIEND 4S SPECIFIC DENOMINATION
FRNDDEN5	WHAT IS FRIEND 5S SPECIFIC DENOMINATION
FRNDOTH1	WHAT IS FRIEND 1S OTHER PROT DENOM
FRNDOTH2	WHAT IS FRIEND 2S OTHER PROT DENOM
FRNDOTH3	WHAT IS FRIEND 3S OTHER PROT DENOM
FRNDOTH4	WHAT IS FRIEND 4S OTHER PROT DENOM
FRNDOTH5	WHAT IS FRIEND 5S OTHER PROT DENOM

FRNDFND1	FUND.-LIB. OF 1ST FRIEND
FRNDFND2	FUND.-LIB. OF 2ND FRIEND
FRNDFND3	FUND.-LIB. OF 3RD FRIEND
FRNDFND4	FUND.-LIB. OF 4TH FRIEND
FRNDFND5	FUND.-LIB. OF 5TH FRIEND
FRNDRAC1	WHAT IS FRIEND 1S RACE
FRNDRAC2	WHAT IS FRIEND 2S RACE
FRNDRAC3	WHAT IS FRIEND 3S RACE
FRNDRAC4	WHAT IS FRIEND 4S RACE
FRNDRAC5	WHAT IS FRIEND 5S RACE
FRIENDS	HAVE ANY GOOD FRIENDS FEELING CLOSE
NUMFRIEND	ABOUT HOW MANY GOOD FRIENDS DO YOU HAVE
NUMBWFRD	GOOD FRIENDS WHO ARE WHITE-BLACK
BWFRIEND	FRIENDS BLACK OR WHITE
GODSELLS	RELIGIOUS IMAGE TO SELL PRODUCTS
GODSPORT	PRO-ATHLETES GIVING THANKS TO GOD
GIVECONG	GIVEN MONEY TO LOCAL CONGREGATION
GIVEREL	GIVEN MONEY OTHER RELIGIOUS ORG
GIVEOTH	GIVEN MONEY NON-RELIGIOUS CHARITIES
GIVEARTS	CONTRIBUTIONS TO ARTS CULTURE HUMANITIES
RELHRS1	HOURS RELIGIOUS ACT IN HOME
RELHRS2	HOURS RELIGIOUS ACT OUTSIDE OF HOME
NUMCONG	NUMBER OF MEMBERS OF THE CONGREGATION
KID5UP	HAVE CHILDREN OLDER THAN 5
PUBSCH	ALL CHILDREN ATTEND PUB ELEM & HI SCHOOL
HOMESCH	CHILDREN ATTEND HOME SCHOOLING
CATHSCH	CHILDREN ATTEND CATHOLIC SCHOOL
CHRISCH	CHILDREN ATTEND CHRISTIAN SCHOOL
DENOMSCH	DENOMINATION OF SCHOOL CHILDREN ATTENDED
RELSCH	CHILDREN ATTEND OTHER CHURCH SCHOOL
PRIVSCH	CHILDREN ATTEND PRIVATE SECULAR SCHOOL
OTHSCH	CHILDREN ATTEND OTHER SCHOOL
SHOPREL	EVER SHOPPED AROUND FOR A CHURCH
SHOPMOVE	SHOPPED AROUND BECAUSE HAD MOVED
SHOPNUM	HOW MANY CHURCHES DID YOU VISIT
OTHCHRCH	HAPPY IN OTHER NON CATHOLIC CHURCH
IMPLIVES	WAY OF LIFE MORE IMPORTANT THAN BEING CATHOLIC
OBEYTC	IMPORTANT TO OBEY CHURCH TEACHINGS
PREACH	HOW WELL LOCAL CHURCH PREACHES
FERESPCT	HOW WELL LOCAL CHURCH RESPECTS WOMEN'S RIGHTS
SYMPCOUN	HOW WELL LOCAL CHURCH COUNSELS SYMPATHETICALLY
WRKYOUNG	HOW WELL LOCAL CHURCH WORKS WITH YOUTH
WORSHIP	HOW GOOD LOCAL CHURCH WORSHIP SERVICES
OWNTHING	YOUTHFUL PROTEST IS GOOD
TALKBACK	TALKING BACK TO PARENTS IS BAD
TWOCLASS	WEAK VS. STRONG
OPENMIND	TREAT DISSENTERS WITH LENIENCY
WHYPOOR1	POOR SCHOOLS
WHYPOOR2	LOOSE MORALS AND DRUNKENNESS
WHYPOOR3	NOT ENOUGH JOBS
WHYPOOR4	LACK OF EFFORT
SOCDF1	INCOME DIFFERENCES AN INCENTIVE
SOCDF2	PAID WHAT YOU NEED
SOCDF3	STUDY FOR YEARS TO GET HIGH PAY

SOCDF4	DON'T GIVE EQUAL CHANCE
WLTHWHTS	RICH - POOR
WLTHJEWS	RICH - POOR
WLTHBLKS	RICH - POOR
WLTHASNS	RICH - POOR
WLTHHSPS	RICH - POOR
WLTHSO	RICH - POOR
WORKWHTS	HARD WORKING - LAZY
WORKJEWS	HARD WORKING - LAZY
WORKBLKS	HARD WORKING - LAZY
WORKASNS	HARD WORKING - LAZY
WORKHSPS	HARD WORKING -LAZY
WORKSO	HARD WORKING - LAZY
VIOLWHTS	VIOLENT - NOT VIOLENT
VIOLJEWS	VIOLENT - NOT VIOLENT
VIOLBLKS	VIOLENT - NOT VIOLENT
VIOLASNS	VIOLENT - NOT VIOLENT
VIOLHSPS	VIOLENT - NOT VIOLENT
VIOLSO	VIOLENT - NOT VIOLENT
INTLWHTS	UNINTELLIGENT -INTELLIGENT
INTLJEWS	UNINTELLIGENT - INTELLIGENT
INTLBLKS	UNINTELLIGENT - INTELLIGENT
INTLASNS	UNINTELLIGENT - INTELLIGENT
INTLHSPS	UNINTELLIGENT - INTELLIGENT
INTLSO	UNINTELLIGENT - INTELLIGENT
FAREWHTS	SELF SUPPORTING - LIVE OFF WELFARE
FAREJEWS	SELF SUPPORTING - LIVE OFF WELFARE
FAREBLKS	SELF SUPPORTING - LIVE OFF WELFARE
FAREASNS	SELF SUPPORTING - LIVE OFF WELFARE
FAREHSPS	SELF SUPPORTING - LIVE OFF WELFARE
FARESO	SELF SUPPORTING - LIVE OFF WELFARE
PATRWHTS	UNPATRIOTIC - PATRIOTIC
PATRJEWS	UNPATRIOTIC - PATRIOTIC
PATRBLKS	UNPATRIOTIC - PATRIOTIC
PATRASNS	UNPATRIOTIC - PATRIOTIC
PATRHSPS	UNPATRIOTIC - PATRIOTIC
PATRSO	UNPATRIOTIC - PATRIOTIC
LIVEJEWS	NEIGHBORHOOD HALF JEWISH
LIVEBLKS	NEIGHBORHOOD HALF BLACK
LIVEASNS	NEIGHBORHOOD HALF ASIAN
LIVEHSPS	NEIGHBORHOOD HALF HISPANIC
LIVENO	NEIGHBORHOOD HALF NORTHERN WHITE
LIVESO	NEIGHBORHOOD HALF SOUTHERN WHITE
LIVEWHTS	R FAVORS LIVING IN HALF WHITE NEIGHBORHOOD
MARJEW	CLOSE RELATIVE MARRY JEW
MARBLK	CLOSE RELATIVE MARRY BLACK
MARASIAN	CLOSE RELATIVE MARRY ASIAN
MARHISP	CLOSE RELATIVE MARRY HISPANIC
MARNO	CLOSE RELATIVE MARRY NO. WHITE
MARSO	CLOSE RELATIVE MARRY SO. WHITE
MARWHT	R FAVOR CLOSE RELATIVE MARRYING WHITE PERSON
WORKFARE	WORK TO GET WELFARE
LESSFARE	IF LESS WELFARE MORE WILL WORK
POVZONE	TAX BREAKS FOR POOR AREAS

POVSCHS	SPEND MORE ON POOR SCHOOLS
POVCOL	GIVE COLLEGE AID TO POOR
BLKZONE	TAX BREAKS FOR BLACK AREAS
BLKSCHS	SPEND MORE ON BLACK SCHOOLS
BLKCOL	GIVE COLLEGE AID TO BLACKS
RACQUOTA	FORBID RACIAL JOB QUOTAS
INFLUWHT	INFLUENCE OF WHITES
INFLUJEW	INFLUENCE OF JEWS
INFLUBLK	INFLUENCE OF BLACKS
INFLUASN	INFLUENCE OF ASIANS
INFLUHSP	INFLUENCE OF HISPANICS
INFLUSO	INFLUENCE OF SO. WHITES
HSPJOBS	HISPANICS DISCRIMINATED IN JOBS
BLKJOBS	BLACKS DISCRIMINATED IN JOBS
ASNJOBS	ASIANS DISCRIMINATED IN JOBS
HSPHOUSE	HISPANICS DISCRIMINATED IN HOUSING
BLKHOUSE	BLACKS DISCRIMINATED IN HOUSING
ASNHOUSE	ASIANS DISCRIMINATED IN HOUSING
RACWORK	RACIAL MAKEUP OF WORKPLACE
AFFACT	RS FIRM HAS AFF. ACTION PROGRAM
DISCAFF	WHITES HURT BY AFF. ACTION
DISCWHY1	PERSONALLY EXPERIENCED IT
DISCWHY2	HAPPENED TO SOMEONE CLOSE
DISCWHY3	HAPPENED AT WORK
DISCWHY4	HEARD ABOUT IT IN MEDIA
DISCWHY5	HEARD ABOUT IT ELSEWHERE
DISCWHY6	OTHER SOURCES
GENEJOB	SHOULD EMPLOYERS GIVE GENETIC TESTS
GENEHIRE	EMPLOYERS' RIGHT TO HIRE BY GENETIC TESTS
GENECANX	EMPLOYER TEST CANCER OR SAFE WORKPLACE
GENECANY	EMPLOYERS' RIGHT TO HIRE BY CANCER TESTS
GENEGETS	EMPLOYER VS. EMPLOYEE ON ACCESS RIGHT TO RESULTS
PROFITS1	WHETHER MANAGEMENT ONLY CARE ABOUT PROFIT
PROFITS2	SHOULD CO. PAY WORKERS MORE THAN SHAREHOLDERS
UNPOWER	UNIONS IN THIS COUNTRY HAVE TOO LITTLE POWER
UNPROG	UNIONS JUST BLOCK ECONOMIC PROGRESS
OUTOFBIZ	THE ORGANIZATION WENT OUT OF BUSINESS
MERGED	THE ORG. WAS MERGED, TAKEN OVER
REORG	THERE WAS A MAJOR REORGANIZATION
ORGFIN	R'S FINANCIAL SITUATION AFTER ORG. CHANGES
WRKYEARS	# YEARS YOU HAVE WORKED FOR PAY SINCE WERE 16
EVUNEMP	EVER BEEN UNEMPLOYED TWO WEEKS +
NUMUNEMP	HOW MANY TIMES UNEMPLOYED MORE THAN TWO WEEKS
TOTUNEMP	TOTAL TIMES UNEMPLOYED
EMPYEARS	YEARS WORKED FOR YOUR PRESENT EMPLOYER
FNDJOB1	HEARD JOB FROM ONE ALREADY WORKED THERE
FNDJOB2	HEARD JOB FROM RELATIVES
FNDJOB3	HEARD JOB FROM FRIENDS
FNDJOB4	HEARD JOB FROM ACQUAINTANCES
FNDJOB5	HEARD JOB FROM NEWSPAPER AD
FNDJOB6	HEARD JOB THROUGH EMPLOYMENT AGENCY
FNDJOB7	HEARD JOB FROM RECRUITER FOR THIS EMPLOYER
FNDJOB8	HEARD JOB JUST CAME HERE AND ASKED FOR WORK
FNDJOB9	HEARD JOB OTHER (SPECIFY)

INTLTEST	BEFORE GOT THE JOB TOOK AN INTELLIGENCE TEST
SKILTEST	BEFORE GOT THE JOB TOOK A SKILL TEST
DRUGTEST	BEFORE GOT THE JOB TOOK A DRUG AND ALCOHOL TEST
PHYSICAL	BEFORE GOT THE JOB TOOK A PHYSICAL TEST
LTRSREF	SUPPLY LETTERS OF REFERENCE
SAMEJOB	CURRENT JOB SAME OR DIFFERENT FROM FIRST JOB
JOBYEARS	FOR HOW LONG HAVE YOU HAD YOUR PRESENT JOB
THISJOB1	HEARD JOB FROM A NOTICES POSTED MY WORKPLACE
THISJOB2	HEARD JOB THROUGH MY UNION
THISJOB3	HEARD JOB FROM MY SUPERVISOR
THISJOB4	HEARD JOB FROM ONE OF MY COWORKERS
THISJOB5	HEARD JOB I NEAR THE TOP OF A SENIORITY LIST
THISJOB6	HEARD JOB I WAS ASKED TO TAKE THE NEW JOB
THISJOB7	HEARD JOB OTHERS (SPECIFY)
PROMOTNG	PROCEDURES FOR PROMOTION
PROMOTED	EVER PROMOTED BY CURRENT EMPLOYER
NUMPROMO	# PROMOTIONS HAVE YOU RECEIVED
IMPPROMO	IMPORTANCE OF THE OPPORTUNITY TO BE PROMOTED
FUTPROMO	HOW LIKELY YOU WILL BE PROMOTED NEXT FIVE YEARS
SEXPROMO	SEX MAKES YOUR PROMOTION DIFFERENT
RACPROMO	ETHNIC BACKGROUND MAKES YOUR PROMOTION DIFFERENT
ADVANCES	HAVE YOU ADVANCED, SAME LEVEL OR LOST
JOBCNTRL	WHO MAKES DECISION FOR YOUR JOB
WRKINDEP	I CAN WORK INDEPENDENTLY
LOTTOSAY	I HAVE A LOT TO SAY ON MY JOB
IDECIDE	MY JOB ALLOWS ME MAKE PART DECISIONS
AUTOMATN	MY JOB IS CONTROLLED BY MY MACHINE
MONITRED	COMPUTERS MONITOR MY JOB PERFORMANCE
OFFSUP	DO YOU SUPERVISE THE WORK OF OTHER EMPLOYEES
YOUSUP	HOW MANY PEOPLE DO YOU SUPERVISE DIRECTLY
SUPOTHR	ANY PEOPLE SUPERVISED BY YOU SUPERVISE OTHERS
LEVELS	HOW MANY LEVELS OF SUPERVISION BENEATH YOU
TOTSUP	HOW MANY PEOPLE RESPONSIBLE TO YOU
SUPDUTY1	YOU TRAIN EMPLOYEES SAFE USE EQUIPMENT
SUPDUTY2	YOU TRAIN EMPLOYEES IN OTHER WAYS
SUPDUTY3	YOU ORGANIZE SCHEDULES OR TASKS
SUPDUTY4	YOU DEVISE NEW WAYS OF DOING TASKS
SUPDUTY5	YOU CHECK WORKERS' PROGRESS, ATTENDANCE
SUPDUTY6	YOU EVALUATE JOB PERFORMANCE
SUPDUTY7	YOU TAKE PROMOTIONS OR DISCIPLINARY ACTIONS
OTHDUTY1	YOU TRAIN EMPLOYEES SAFE USE EQUIP. NOT SUPERVISE
OTHDUTY2	YOU TRAIN EMPLOYEES IN OTHER WAYS, NOT SUPERVISE
OTHDUTY3	YOU ORGANIZE SCHEDULES OR TASKS, NOT SUPERVISE
OTHDUTY4	YOU DEVISE NEW WAYS OF DOING TASKS, NOT SUPERVISE
OTHDUTY5	YOU CHECK PROGRESS OR ATTENDANCE, NOT SUPERVISE
OTHDUTY6	YOU EVALUATE JOB PERFORMANCE, NOT SUPERVISE
OTHDUTY7	YOU PROMOTE OR DISCIPLINE ACTIONS, NOT SUPERVISE
ORGMONEY	PARTICIPATE IN DECISIONS ABOUT ORG'S MONEY
TOTMONEY	HOW MUCH MONEY IN THE LARGEST OF THESE DECISIONS
YOUMONEY	LARGEST DECISION IN WHICH YOU HAD THE FINAL SAY
JOBJUDGE	SOMEONE EVALUATE YOUR PERFORMANCE REGULARLY
QUANTITY	HOW EASY YOUR SUPERVISOR KNOW HOW MUCH YOU DO
QUALITY	HOW EASY YOUR SUPERVISOR KNOW HOW GOOD YOU ARE
WRKWELL	HOW WELL YOU COMPARE TO PEOPLE DO SAME JOB

WRKMUCH	HOW MUCH YOU COMPARE TO PEOPLE DO SAME JOB
IMATTER	SUCCESS OF MY ORG. DEPENDS LOT ON HOW WELL I DO
HELPORG	WILLING WORK HARDER THAN HAVE TO HELP ORG.
NOTLOYAL	FEEL VERY LITTLE LOYALTY TO THIS ORG.
STAYORG1	WOULD TAKE ANY JOB TO KEEP WORKING FOR THIS ORG.
SAMEVALS	MY VALUES AND THE ORG.'S VALUES ARE VERY SIMILAR
PROUDORG	PROUD TO BE WORKING FOR THIS ORG.
STAYORG2	TURN DOWN ANOTHER JOB FOR PAY TO STAY THIS ORG.
NOTICED	PEOPLE USUALLY NOTICE WHEN I DO MY JOB WELL
CHNGEORG	HOW LIKELY I'LL TRY TO FIND JOB IN ANOTHER ORG.
OTHPAY	GET COMMISSIONS, BONUSES, TIPS FROM MAIN JOB
RAISEALL	ALL WORKERS REGARDLESS OF PERFORMANCE GOT RAISE
RAISEHRD	WORKERS WHO WORK HARD AND PERFORM WELL GOT RAISE
RAISEFAV	WORKERS HAVE FAVORED RELATION TO BOSS GOT RAISE
FRINGE1	MEDICAL OR HOSPITAL INSURANCE
FRINGE2	DENTAL CARE BENEFITS
FRINGE3	LIFE INSURANCE
FRINGE4	SICK LEAVE WITH FULL PAY
FRINGE5	MATERNITY LEAVE WITH FULL RE-EMPLOYMENT RIGHTS
FRINGE6	FLEXIBLE HOURS, OR FLEXTIME SCHEDULING
FRINGE7	CASH OR STOCK BONUSES FOR PERFORMANCE OR MERIT
FRINGE8	A PENSION OR RETIREMENT PROGRAM
FRINGE9	PROFIT SHARING OR STOCK OPTION PROGRAM
FRINGE10	INFORMATION ABOUT CHILD CARE SERVICES IN COMPANY
FRINGE11	ASSISTANCE WITH THE COSTS OF DAY CARE FOR CHILDREN
JOBVSHME	HOW OFTEN YOUR FAMILY INTERFERED WITH YOUR JOB
UNVOTE	WOULD YOU VOTE FOR OR AGAINST HAVING A UNION
UNMANREL	RELATIONS BETWEEN MANAGEMENT AND WORKERS
COWRKREL	RELATIONS BETWEEN COWORKERS
SCHOOLNG	IMPORTANCE FORMAL SCHOOL FOR YOU JOB
TRAINING	IMPORTANCE OF ON-THE-JOB TRAINING FOR YOU JOB
LEARNING	IMPORTANCE OF LEARNING FROM CO-WORKERS FOR YOU JOB
EXPTRAIN	IMPORTANCE OF DIFFERENT EMPLOYER TRAINING FOR JOB
WHEREWRK	DOING YOUR JOB IN ONE OR SEVERAL DIFFERENT PLACES
FINDOUT	CAN FIND OUT WHERE YOU WILL BE WORKING
BASEOFOP	YOU HAVE BASE OF OPERATIONS
SPLOCNUM	# OF WORKERS AT THE LOCATION YOUR SPOUSE WORKS
STANDUP	STAND UP FOR YOUR OWN OPINION
SELFIRST	TAKE CARE OF YOURSELF FIRST BEFORE OTHERS
RICHPOOR	OK TO GET RICH EVEN IF OTHERS POOR
OPOUTCME	SHOULD AMER PROMOTE EQ OPPTY OR EQ OUTCOMES?
UNITED	AMERICANS UNITED OR DIVIDED ON VALUES
OBTOHELP	OBLIGATION TO CARE FOR ILL PARENT OR SPOUSE?
LFEGOD	LIFE OUTCOME DECIDED BY GOD
LFEGENES	SOME WITH BETTER GENES THAN OTHERS
LFESOCTY	SOCIETY GIVES SOME HEAD START & HOLDS BACK OTHERS
LFEHRDWK	SOME PEOPLE WORK HARDER THAN OTHERS
LFECHNCE	LIFE IS A MATTER OF CHANCE
BIGBAND	LIKE OR DISLIKE BIGBAND MUSIC
BLUGRASS	LIKE OR DISLIKE BLUEGRASS MUSIC
COUNTRY	LIKE OR DISLIKE COUNTRY WESTERN MUSIC
BLUES	LIKE OR DISLIKE BLUES OR R AND B MUSIC
MUSICALS	LIKE OR DISLIKE BROADWAY MUSICALS
CLASSICL	LIKE OR DISLIKE CLASSICAL MUSIC

FOLK	LIKE OR DISLIKE FOLK MUSIC
GOSPEL	LIKE OR DISLIKE GOSPEL MUSIC
JAZZ	LIKE OR DISLIKE JAZZ
LATIN	LIKE OR DISLIKE LATIN MUSIC
MOODEASY	LIKE OR DISLIKE EASY LISTENING MUSIC
NEWAGE	LIKE OR DISLIKE NEW AGE MUSIC
OPERA	LIKE OR DISLIKE OPERA
RAP	LIKE OR DISLIKE RAP MUSIC
REGGAE	LIKE OR DISLIKE REGGAE MUSIC
CONROCK	LIKE OR DISLIKE CONTEMPORARY ROCK MUSIC
OLDIES	LIKE OR DISLIKE OLDIES ROCK MUSIC
HVYMETAL	LIKE OR DISLIKE HEAVY METAL MUSIC
ATTSPRTS	ATTENDED SPORTS EVENT IN LST YR
VISITART	VISITED ART MUSEUM OR GALLERY IN LST YR
MAKEART	MADE ART OR CRAFT OBJECT IN LST YR
AUTORACE	ATTENDED AUTO RACE IN LST YR
CAMPING	WENT CAMPING IN LST YR
GARDEN	GREW VEGETABLES OR FLOWERS IN GARDEN IN LST YR
DANCE	ATTENDED DANCE PERF IN LST YR
GOMUSIC	ATTENDED CLASSICAL OR OPERA IN LST YR
HUNTFISH	WENT HUNTING OR FISHING IN LST YR
PERFORM	PERFORMED MUSIC, DANCE, THEATER IN LST YR
DOSPORTS	PLAYED SPORTS IN LST YR
SEEMOVIE	WENT TO A MOVIE IN LST YR
USEVCR	USED VCR IN LST YR
PLYMUSIC	PLAYED A MUSICAL INSTRUMENT IN LST YR
TVSHOWS	HOW OFTEN R WATCHES TV DRAMA OR SITCOMS
TVNEWS	HOW OFTEN R WATCHES TV NEWS
TVPBS	HOW OFTEN R WATCHES PUBLIC TV SHOWS
JUDGEART	ONLY A FEW PEOPLE CAN JUDGE ART
TRSTPROF	TRUST PROFS JUDGMENTS IN ASSIGNING READING
CLASSICS	HS AND COLL STUDTS READ TOO MANY CLASSICS
GRTBOOKS	APPEAL OF GREATEST BOOKS IS UNIVERSAL
MODPAINT	MODERN PAINTING IS JUST SLAPPED ON
ENGLISH	BETTER IF ENGLISH IS ONLY LANGUAGE USED IN SCHOOL
PCLIT	SHAME TRADL AMER LIT IGNORED FOR MINORITY LIT
EXCELART	ARTISTIC EXCELLENCE FOUND IN FOLK ART
HOSTHOME	UNCOMF ENTERTAINING STRANGERS AT HOME
FRDCREAT	DESIR QUALITIES OF FRIEND: CREATIVE
FRDCULTR	DESIR QUALITIES OF FRIEND: CULTURED
FRDDYNAM	DESIR QUALITIES OF FRIEND: DYNAMIC
FRDFUN	DESIR QUALITIES OF FRIEND: FUN-LOVING
FRDHONST	DESIR QUALITIES OF FRIEND: HONEST
FRDINTEL	DESIR QUALITIES OF FRIEND: INTELLIGENT
FRDRESP	DESIR QUALITIES OF FRIEND: RESPONSIBLE
IMPFINAN	IMP TO R OF FINANCIAL SECURITY
IMPMAR	IMP TO R OF BEING MARRIED
IMPKIDS	IMP TO R OF HAVING CHILDREN
IMPGOD	IMP TO R OF HAVING FAITH IN GOD
IMPTHNGS	IMP TO R OF HAVING NICE THINGS
IMPCULTR	IMP TO R OF BEING CULTURED
IMPJOB	IMP TO R OF HAVING A FULFILLING JOB
IMPSELF	IMP TO R OF BEING SELF-SUFFICIENT
MOSTIMP1	MOST IMP EVENT IN LST 60 YRS

MOSTIMP2	2ND MOST IMP EVENT IN LST 60 YRS
MOSTIMP3	3RD IMP EVENT IN LST 60 YRS
MOSTIMP4	4TH IMP EVENT IN LST 60 YRS
COLMAJR1	R MAJOR IN COLLEGE
COLMAJR2	R 2ND MAJOR IN COLLEGE
HSCLASS1	R FAVORITE SUBJECT IN HS
HSCLASS2	R 2ND FAVORITE SUBJECT IN HS
MALIVE1	R MOTHER ALIVE
MAYRBORN	YR R MOTHER BORN
MAYRDIED	YR R MOTHER DIED
PALIVE1	R FATHER ALIVE
PAYRBORN	YR R FATHER BORN
PAYRDIED	YR R FATHER DIED
DATESCH	DATE SCHOOLING COMPLETED
NEVERWK	R NEVER WORKED FULL-TIME AFTER SCHOOL
OCCFIRST	R FIRST OCCUPATION
PRESFRST	PRESTIGE OF R FIRST JOB
WRKSLFST	R 1ST JOB: SELF-EMPLOYED OR NO?
INDFIRST	INDUSTRY OF R FIRST JOB
DATEFRST	MONTH AND YR BEGAN FIRST JOB
ALIKE1	HOW ALIKE: ORANGE & BANANA
ALIKE2	HOW ALIKE: DOG & LION
ALIKE3	HOW ALIKE: EYE & EAR
ALIKE4	HOW ALIKE: EGG & SEED
ALIKE5	HOW ALIKE: TABLE & CHAIR
ALIKE6	HOW ALIKE: WORK & PLAY
ALIKE7	HOW ALIKE: FLY & TREE
ALIKE8	HOW ALIKE: PRAISE & PUNISHMENT
MARNUM	R MARRIED MORE THAN ONCE?
FSTSPYR	YEAR FIRST SPOUSE BORN
FSTSPEDC	EDUC OF FIRST SPOUSE
FSTSPDEG	HIGHEST DEGREE OF FIRST SPOUSE
FSTSPPED	1ST SPOUSE'S FATHER'S HIGHEST YR OF SCHOOL
FSTSPMED	1ST SPOUSE'S MOTHER'S HIGHEST YR OF SCHOOL
AGEWEDCR	RS AGE AT CURRENT MARRIAGE
SPYRBORN	BIRTH YR OF CURRENT SPOUSE
SPMARNUM	HAS CURRENT SPOUSE BEEN MARRIED BEFORE?
SPFAM16	DID SPOUSE LIVE AT HOME AT AGE 16?
SPPAEDUC	HIGHEST SCHL GRADE SPOUSES FATHER COMPLETED
SPMAEDUC	HIGHEST SCHL GRADE SPOUSES MOTHER COMPLETED
SPHEDOCC	SPOUSES FATHERS OCC WHEN SPOUSE WAS 16
SPHEDPRE	SPOUSES FATHERS OCC PRES WHEN SPOUSE WAS 16
SPHEDSLF	SPOUSES FATHER SELF-EMP WHEN SPOUSE WAS 16?
SPHEDIND	SPOUSES FATHERS IND WHEN SPOUSE WAS 16
SPSIBS	NO OF SIBLINGS SPOUSE HAS
KDSEX1	SEX OF R 1ST CHILD
KDSEX2	SEX OF R 2ND CHILD
KDSEX3	SEX OF R 3RD CHILD
KDSEX4	SEX OF R 4TH CHILD
KDSEX5	SEX OF R 5TH CHILD
KDSEX6	SEX OF R 6TH CHILD
KDSEX7	SEX OF R 7TH CHILD
KDSEX8	SEX OF R 8TH CHILD
KDSEX9	SEX OF R 9TH CHILD

KDYRBRN1	BIRTH YEAR OF R 1ST CHILD
KDYRBRN2	BIRTH YEAR OF R 2ND CHILD
KDYRBRN3	BIRTH YEAR OF R 3RD CHILD
KDYRBRN4	BIRTH YEAR OF R 4TH CHILD
KDYRBRN5	BIRTH YEAR OF R 5TH CHILD
KDYRBRN6	BIRTH YEAR OF R 6TH CHILD
KDYRBRN7	BIRTH YEAR OF R 7TH CHILD
KDYRBRN8	BIRTH YEAR OF R 8TH CHILD
KDYRBRN9	BIRTH YEAR OF R 9TH CHILD
KDREL1	R RELATION TO R 1ST CHILD
KDREL2	R RELATION TO R 2ND CHILD
KDREL3	R RELATION TO R 3RD CHILD
KDREL4	R RELATION TO R 4TH CHILD
KDREL5	R RELATION TO R 5TH CHILD
KDREL6	R RELATION TO R 6TH CHILD
KDREL7	R RELATION TO R 7TH CHILD
KDREL8	R RELATION TO R 8TH CHILD
KDREL9	R RELATION TO R 9TH CHILD
KDALIVE1	R 1ST CHILD ALIVE?
KDALIVE2	R 2ND CHILD ALIVE?
KDALIVE3	R 3RD CHILD ALIVE?
KDALIVE4	R 4TH CHILD ALIVE?
KDALIVE5	R 5TH CHILD ALIVE?
KDALIVE6	R 6TH CHILD ALIVE?
KDALIVE7	R 7TH CHILD ALIVE?
KDALIVE8	R 8TH CHILD ALIVE?
KDALIVE9	R 9TH CHILD ALIVE?
KDEDUC1	HIGHEST SCHL GRADE OF R 1ST CHILD
KDEDUC2	HIGHEST SCHL GRADE OF R 2ND CHILD
KDEDUC3	HIGHEST SCHL GRADE OF R 3RD CHILD
KDEDUC4	HIGHEST SCHL GRADE OF R 4TH CHILD
KDEDUC5	HIGHEST SCHL GRADE OF R 5TH CHILD
KDEDUC6	HIGHEST SCHL GRADE OF R 6TH CHILD
KDEDUC7	HIGHEST SCHL GRADE OF R 7TH CHILD
KDEDUC8	HIGHEST SCHL GRADE OF R 8TH CHILD
KDEDUC9	HIGHEST SCHL GRADE OF R 9TH CHILD
KDPICKED	NUMBER OF CHILD RANDOMLY CHOSEN
KDWORK1	DOES R CHILD DO PAID WORK?
KDWORK2	DOES R CHILD DO PAID OR UNPAID WORK?
KDEVWORK	DID R CHILD WORK FOR 1 OR MORE YR?
KDOCC80	R CHILD CENSUS OCCUPATION CODE (1980)
KDPRES80	R CHILD OCCUPATIONAL PRESTIGE SCORE (1980)
KDWRKSLF	R CHILD SELF-EMPLOYED?
KDIND80	R CHILD INDUSTRY CODE (1980)
SBSEX1	SEX OF R 1ST SIBLING
SBSEX2	SEX OF R 2ND SIBLING
SBSEX3	SEX OF R 3RD SIBLING
SBSEX4	SEX OF R 4TH SIBLING
SBSEX5	SEX OF R 5TH SIBLING
SBSEX6	SEX OF R 6TH SIBLING
SBSEX7	SEX OF R 7TH SIBLING
SBSEX8	SEX OF R 8TH SIBLING
SBSEX9	SEX OF R 9TH SIBLING
SBYRBRN1	BIRTH YEAR OF R 1ST SIBLING

SBYRBRN2	BIRTH YEAR OF R 2ND SIBLING
SBYRBRN3	BIRTH YEAR OF R 3RD SIBLING
SBYRBRN4	BIRTH YEAR OF R 4TH SIBLING
SBYRBRN5	BIRTH YEAR OF R 5TH SIBLING
SBYRBRN6	BIRTH YEAR OF R 6TH SIBLING
SBYRBRN7	BIRTH YEAR OF R 7TH SIBLING
SBYRBRN8	BIRTH YEAR OF R 8TH SIBLING
SBYRBRN9	BIRTH YEAR OF R 9TH SIBLING
SBREL1	R RELATION TO R 1ST SIBLING
SBREL2	R RELATION TO R 2ND SIBLING
SBREL3	R RELATION TO R 3RD SIBLING
SBREL4	R RELATION TO R 4TH SIBLING
SBREL5	R RELATION TO R 5TH SIBLING
SBREL6	R RELATION TO R 6TH SIBLING
SBREL7	R RELATION TO R 7TH SIBLING
SBREL8	R RELATION TO R 8TH SIBLING
SBREL9	R RELATION TO R 9TH SIBLING
SBALIVE1	R 1ST SIBLING ALIVE?
SBALIVE2	R 2ND SIBLING ALIVE?
SBALIVE3	R 3RD SIBLING ALIVE?
SBALIVE4	R 4TH SIBLING ALIVE?
SBALIVE5	R 5TH SIBLING ALIVE?
SBALIVE6	R 6TH SIBLING ALIVE?
SBALIVE7	R 7TH SIBLING ALIVE?
SBALIVE8	R 8TH SIBLING ALIVE?
SBALIVE9	R 9TH SIBLING ALIVE?
SBPICKED	NUMBER OF SIBLING RANDOMLY CHOSEN
SBEDUC	HIGHEST SCHL GRADE OF SELECTED R SIBLING
SBDEG	HIGHEST SCHL GRADE OF SELECTED R SIBLING
SBWORK1	DOES R SIBLING DO PAID WORK?
SBWORK2	DOES R SIBLING DO PAID OR UNPAID WORK?
SBEVWORK	DID R SIBLING WORK FOR 1 OR MORE YR?
SBOCC80	R SIBLING CENSUS OCCUPATION CODE (1980)
SBPRES80	R SIBLING OCCUPATIONAL PRESTIGE SCORE (1980)
SBWRKSLF	R SIBLING SELF-EMPLOYED?
SBIND80	R SIBLING INDUSTRY CODE (1980)
ETHID	R AMERICAN VS ETHNIC IDENTITY
AMISSUE	DEGREE R INVOKES JUST AMERICAN IDENTITY
ETHISSUE	DEGREE R INVOKES ETHNIC IDENTITY
ETHID1	R PRIMARY IDENTITY AS ETHNIC OR AMERICAN
AMISSUE1	DEGREE R INVOKES PRIMARY IDENTITY AS AMERICAN
ETHISSU1	DEGREE R INVOKES PRIMARY IDENTITY AS ETHNIC
AMRANK	AMERICAN QUALITY OF LIFE VS OTHER INDUS. NATIONS
AMPROUD	R PRIDE IN BEING AMERICAN
MELTPOT	R ATTITUDE TOWARD MIXING CULTURES IN US
GVTAPART	SHOULD GOVT POLICY MAINTAIN DISTINCT CULTURES
GVTMELT	SHOULD GOVT HELP BLEND CULTURES
ETHORGS	DO ETHNIC ORGS PROMOTE SEPARATISM
ETHSPKOK	ALLOW FREE SPEECH OFFENSIVE TO ETHNIC GROUPS
ETHSPKNO	BAN OPINIONS HARMFUL TO OTHER GROUPS
SYMPTBLK	R FEEL SYMPATHY TOWARDS BLACKS
ADMIRBLK	R EXPRESS ADMIRATION FOR BLACKS
BILINGED	SUPPORT OR OPPOSE BILINGUAL EDUCATION
ENGTEACH	OPINION ON TEACHING CLASSES ONLY IN ENGLISH

ENGBALLT	ATTITUDE TOWARD PRINTING BALLOTS ONLY IN ENGLISH
ENGOFFCL	FAVOR LAW MAKING ENGLISH THE OFFICIAL LANGUAGE
LETIN	INCREASE OR DECREASE IMMIGRANTS TO US
HSPASN10	CHANGE IN ETHNIC STATUS IN LOCAL COMMUNITY
IMMECON	WILL IMMIGRANTS LEAD TO ECONOMIC GROWTH
IMMUNEMP	WILL IMMIGRANTS FUEL UNEMPLOYMENT
IMMUNITE	WILL IMMIGRANTS AFFECT NATIONAL UNITY
IMMFARE	IMMIGRANTS ELIGIBLE FOR GOVT ASSISTANCE?
UNDOCWRK	SHOULD ILLEGAL IMMIGRANTS GET WORK PERMITS?
UNDOCCOL	ILLEGAL IMMIGRANTS ACCESS TO PUBLIC UNIVERSITIES?
UNDOCKID	US CITIZENSHIP FOR CHILDREN OF ILLEGAL IMMIGRANTS
IMMPUSH	ARE IMMIGRANTS DEMANDING TOO MANY RIGHTS?
IMMWRKUP	SHOULD IMMIGRANTS OVERCOME BIAS WITHOUT HELP
COLAFF	CHANCE BLACKS GET TO COLLEGE AHEAD OF WHITES
COLAFFY	CHANCE WHITES EXCLUDED FROM COLLEGE OVER BLACKS
DISCAFFY	CHANCE BLACKS PROMOTED AHEAD OF WHITES
JOBAFF	FAVOR PREFERENCES IN HIRING BLACKS
OWNETH	DO ETHIC POLITICIANS SERVE ETHNIC GROUPS BETTER
CONGETH	SHOULD ETHNIC CONGRESSMEN REPRESENT ETHNIC GROUPS
TEACHETH	ETHNICITY OF COLLEGE FACULTY REFLECT STUDENTS
SCHLETH	ETHNICITY OR PROFESSIONAL SCHOOLS MIRROR STUDENTS
ETHHIST	MINORITY HISTORY ADEQUATELY TAUGHT IN SCHOOL
WHOTEACH	SHOULD ONLY MINORITIES TEACH MINORITY HISTORY
WHTGOVT	DO WHITES GET PROPER GOVT ATTENTION
BLKGOVT	DO BLACKS GET PROPER GOVT ATTENTION
HSPGOVT	DO HISPANIC-AMERICANS GET PROPER GOVT ATTENTION
ASNGOVT	DO ASIAN-AMERICANS GET PROPER GOVT ATTENTION
WLTHIMM	ARE LEGAL IMMIGRANTS RICH OR POOR
WLTHUNDC	ARE ILLEGAL IMMIGRANTS RICH OR POOR
WORKIMM	ARE LEGAL IMMIGRANTS HARD WORKING
WORKUNDC	ARE ILLEGAL IMMIGRANTS HARD WORKING
OBRESPCT	TEACH CHILDREN RESPECT FOR AUTHORITY AND OBEDIENCE
ECONPAST	HAS NATIONAL ECONOMY IMPROVED LAST YEAR
PASTUP	DEGREE OF IMPROVEMENT IN NATIONAL ECONOMY
PASTDOWN	DEGREE NATIONAL ECONOMY HAS GOTTEN WORSE
ECONFUTR	PREDICTIONS FOR NATIONAL ECONOMY IN NEXT YEAR
FUTRUP	DEGREE ECONOMY WILL IMPROVE IN NEXT YEAR
FUTRDOWN	DEGREE ECONOMY WILL GET WORSE OVER NEXT YEAR
RDISCAFF	CHANCES FAMILY MEMBER NOT PROMOTED FOR OTHER RACE
RIMMDISC	CHANCES ILLEGAL IMMIGRANTS FAVORED OVER FAMILY
ROMANCE	DO YOU HAVE A MAIN ROMANTIC INVOLVEMENT
LIVewith	DO YOU LIVE TOGETHER?
HAPROM	DESCRIBE YOUR ROMANTIC RELATIONSHIP?
WILLWED1	HOW LIKELY YOU TWO WILL GET MARRIED?
WILLWED2	IF RIGHT PERSON WOULD YOU MARRY?
HAPGIRLS	GIRLS' CHANCES FOR A HAPPY FAMILY LIFE
HAPBOYS	BOYS' CHANCES FOR A HAPPY FAMILY LIFE
FEJOBAFF	FOR OR AGAINST PREFERENTIAL HIRING OF WOMEN
TRADMOD	MAN ALONE-BOTH RESPONSIBLE FOR PROVIDING INCOME
SHARESEP	MAN AND WOMAN DO THINGS TOGETHER-SEPARATE
EMOTEOTH	MAN AND WOMAN EMOTIONALLY DEPENDENT-INDEPENDENT
RHMEWRK	HOW MUCH HOUSEWORK R DOES
SPHMEWRK	HOW MUCH HOUSEWORK R'S SPOUSE DOES
FAIRHWRK	DIVISION OF WORK UNFAIR TO YOU OR SPOUSE

EARNMORE	WHO EARNS MORE MONEY?
FAMLIFE	HOW SUCCESSFUL IN FAMILY LIFE
WORKLIFE	HOW SUCCESSFUL IN WORK LIFE
BALWKFAM	HOW SUCCESSFUL BALANCING WORK & FAMILY
REFPROMO	REFUSE A JOB PROMOTION?
REFMORWK	TAKE ON ADDITIONAL PAID WORK?
REFXHOUR	REFUSE TO WORK OVERTIME OR EXTRA HOURS?
WORKLESS	CUT BACK ON YOUR WORK?
NOATHOME	MISS A FAMILY OCCASION OR HOLIDAY?
NONURSE	UNABLE TO CARE FOR A SICK CHILD-RELATIVE?
NOHMEWRK	UNABLE TO DO THE WORK AROUND THE HOUSE?
DISCAFFM	A MAN WON'T GET A JOB OR PROMOTION
DISCAFFW	A WOMAN WON'T GET A JOB OR PROMOTION
FLEXTIME	ALLOW WORKERS MORE FLEXIBLE HOURS
PARLEAVE	OFFER PAID TIME OFF TO NEW PARENTS.
MENBEN	MEN BENEFIT FROM TRADITIONAL FAMILY
WOMENBEN	WOMEN BENEFIT FROM TRADITIONAL FAMILY
CHLDBEN	CHILDREN BENEFIT FROM TRADITIONAL FAMILY
ALLBEN	EVERYONE BENEFIT FROM TRADITIONAL FAMILY
NOONEBEN	NO ONE BENEFIT FROM TRADITIONAL FAMILY
MENHRT	MEN HURT FROM TRADITIONAL FAMILY
WOMENHRT	WOMEN HURT FROM TRADITIONAL FAMILY
CHLDHRT	CHILDREN HURT FROM TRADITIONAL FAMILY
ALLHRT	EVERYONE HURT FROM TRADITIONAL FAMILY
NOONEHRT	NO ONE HURT FROM TRADITIONAL FAMILY
FELESS1	HOW IMPORTANT MEN WORK HARDER EXPLAIN
FELESS2	HOW IMPORTANT WOMEN'S FAMILY RESPONSIBILITIES
FELESS3	HOW IMPORTANT GIVE MEN BETTER PAYING JOBS
FEKIDS1	HOW IMPORTANT WOMEN BIOLOGICALLY BETTER-SUITED
FEKIDS2	HOW IMPORTANT WOMEN ARE TAUGHT FROM CHILDHOOD
FEKIDS3	HOW IMPORTANT THE WAY SOCIETY IS SET UP
FEKIDS4	HOW IMPORTANT MEN HAVE MORE FREEDOM
FEKIDS5	HOW IMPORTANT IT IS GOD'S WILL
MEBEAR	CAN HUSBAND REFUSE TO SIRE CHILDREN
FEHIRE	SHOULD HIRE AND PROMOTE WOMEN
FEMINIST	THINK YOURSELF AS A FEMINIST?
FENEWS	HOW OFTEN PAY ATTENTION TO WOMEN ISSUES
HMEMAKER	FULL-TIME HOMEMAKERS LIVES IMPROVED
WRKCLASS	WORKING-CLASS WOMEN'S LIVES IMPROVED
MANPROF	PROFESSIONAL WOMEN'S LIVES IMPROVED
MEN	MEN'S LIVES IMPROVED
CHILDREN	CHILDREN'S LIVES IMPROVED
YOURSELF	R'S LIFE IMPROVED
SHAKEBLU	FELT THAT COULDN'T SHAKE THE BLUES?
CALM	FELT CALM?
OUTRAGED	FELT OUTRAGED AT SOMETHING SOMEBODY
HAPFEEL	FELT HAPPY?
SAD	FELT SAD?
ASHAMED	FELT ASHAMED OF SOMETHING YOU'D DONE?
EXCITED	FELT EXCITED OR INTERESTED IN SOMETHING?
LONELY	FELT LONELY?
FEARFUL	FELT FEARFUL ABOUT SOMETHING
OVRJOYED	FELT OVERJOYED ABOUT SOMETHING?
WORRIED	FELT WORRIED?

CONTENTD	FELT CONTENTED?
ANXIOUS	FELT ANXIOUS AND TENSE?
RESTLESS	FELT RESTLESS?
MADAT	FELT MAD AT SOMETHING OR SOMEONE?
ATEASE	FELT AT EASE?
ANGRY	FELT ANGRY AT SOMEONE?
EMBARRSS	FELT EMBARRASSED ABOUT SOMETHING?
PROUD	FELT PROUD OF SOMETHING YOU'D DONE?
NOPLAN	THERE'S NO SENSE PLANNING A LOT
BADBRKS	MOST OF MY PROBLEMS ARE DUE TO BAD BREAKS.
MOSTLUCK	GOOD THINGS ARE MOSTLY LUCK.
LITCNTRL	I HAVE LITTLE CONTROL OVER THE BAD THINGS
SHOWANGR	WHEN I'M ANGRY I LET PEOPLE KNOW.
SHOWFEEL	I'M NOT AFRAID TO SHOW MY FEELINGS.
NOEMOTE	I KEEP MY EMOTIONS TO MYSELF.
NOTUPSET	DON'T TELL FRIENDS SOMETHING UPSETTING
BEPLESNT	I TRY TO BE PLEASANT SO NOT TO UPSET OTH.
NOTWORRY	WHEN ANXIOUS, TRY NOT TO WORRY ANYONE ELSE.
ANGRYWRK	LAST TIME R FELT REALLY ANGRY
ANGRYFAM	LAST TIME R FELT REALLY ANGRY
ANGRYGVT	LAST TIME R FELT REALLY ANGRY
ANGRYWHY	LAST TIME R FELT REALLY ANGRY
ANGRYEV	WAS AN EVENT RECALLED?
WHNANGRY	HOW LONG AGO DID THIS EVENT HAPPEN?
MADAT1	ANGRY AT MY HUSBAND-WIFE ETC
MADAT2	ANGRY AT SON
MADAT3	ANGRY AT DAUGHTER
MADAT4	ANGRY AT MOTHER
MADAT5	ANGRY AT FATHER
MADAT6	ANGRY AT SISTER
MADAT7	ANGRY AT BROTHER
MADAT8	ANGRY AT ANOTHER FAMILY MEMBER
MADAT9	ANGRY AT A FRIEND
MADAT10	ANGRY AT AN ACQUAINTANCE
MADAT11	ANGRY AT A NEIGHBOR
MADAT12	ANGRY AT MY BOSS
MADAT13	ANGRY AT A CO-WORKER
MADAT14	ANGRY AT SUBORDINATE
MADAT15	ANGRY AT A CUSTOMER OR CLIENT
MADAT16	ANGRY AT SOMEONE ELSE AT WORK
MADAT17	ANGRY AT GOVERNMENT EMPLOYEE
MADAT18	ANGRY AT SOMEONE TO PROVIDE A SERVICE
MADAT19	ANGRY AT PUBLIC FIGURE
MADAT20	ANGRY AT STRANGER (INCLUDE CROWDS)
MADAT21	ANGRY AT SELF
MADAT22	ANGRY AT AN OBJECT, CIRCUMSTANCES, ETC
MADAT23	ANGRY AT OTHER
HOWANGRY	HOW INTENSE WOULD YOU SAY YOUR ANGER WAS
ANGRLAST	HOW LONG DID YOUR ANGER LAST?
THNKANGR	HOW OFTEN THOUGHT ABOUT THIS SITUATION
CHNANG1	THINK ABOUT THE SITUATION
CHNANG2	HAD A DRINK OR TOOK A PILL
CHNANG3	TALKED TO THE PERSON I WAS ANGRY AT
CHNANG4	TALKED TO SOMEONE ELSE

CHNANG5	TRIED TO FORGET IT
CHNANG6	TRIED TO CHANGE THE SITUATION
CHNANG7	PRAYED FOR HELP FROM GOD
CHNANG8	FANTASIZED ABOUT A MAGICAL SOLUTION
CHNANG9	WENT OUT TO GET SOME EXERCISE
CHNANG10	YELLED OR HIT SOMETHING
CHNANG11	WAITED FOR FEELINGS TO PASS
CHNANG12	TRIED TO ACCEPT THE SITUATION
CHNANG13	LEFT THE SITUATION
CHNANG14	THOUGHT ABOUT HOW TO GET REVENGE
CHNANG15	PLANNED HOW TO END THE RELATIONSHIP
CHNANG16	OTHER (SPECIFY)
REACTOK	DID R FEEL REACTION WAS APPROPRIATE
OTHRESP	HOW RESP. PERSON WHO YOU WERE ANGRY AT?
SELFRESP	HOW RESP. DO YOU FEEL FOR THE SITUATION?
LIKEOTH	HOW MUCH DO YOU LIKE OR DISLIKE THE PERSON
AMIMP	HOW IMPORTANT IS BEING AN AMERICAN TO YOU
NOTAM	IF NOT AMERICAN, HOW MUCH CHANGE
USWORRY	HOW OFTEN DO YOU FEEL WORRIED FOR US?
USSAT	THINKING US HOW OFTEN FEEL SATISFIED
USFRUSTR	THINKING US HOW OFTEN FEEL FRUSTRATED?
USENTHUS	THINKING US HOW OFTEN FEEL ENTHUSIASTIC?
USANGRY	THINKING US HOW OFTEN FEEL ANGRY
USHOPEFL	THINKING US HOW OFTEN FEEL HOPEFUL?
USUPSET	THINKING US HOW OFTEN FEEL UPSET?
CARPRIVT	HAVE YOU PURCHASED A USED CAR PAST 5 YRS?
RELPRIVT	RELATIONSHIP TO THE SELLER OF THE VEHICLE
WARRNTYC	DID THE SELLER PROVIDE A WARRANTY?
CARDEALR	PURCHASED A CAR FROM A DEALERSHIP PAST 5 YRS?
NEWUSED	WAS THE CAR NEW OR USED?
TYPDEALR	R WAS THE AGENCY A NEW OR USED CAR DEALERSHIP?
CARBUYA	R'S OWN PREVIOUS KNOWLEDGE MADE R BUY
CARBUYB	A FRIEND OR RELATIVE RECOMMENDED R BUY
CARBUYC	AN ACQUAINTANCE RECOMMENDED R BUY
CARBUYD	GENERAL REPUTATION MADE R BUY
CARBUYE	R SAW THEIR ADVERTISEMENT
CARBUYF	R SEARCHED FOR THE BEST PRICE
CARBUYG	CONVENIENCE MADE R BUY
CARBUY1	WHAT WAS THE MOST IMPORTANT REASON?
RELDEALR	R RELATIONSHIP TO THE SALESPERSON
SATCAR	HOW SATISFIED ARE YOU WITH YOUR PURCHASE?
EVBUYHME	E HAVE YOU EVER PURCHASED A HOME
HOMEYEAR	R MOST RECENT HOME YOU HAVE PURCHASED.
LEARNHME	E HOW LEARNED THE AVAILABILITY OF THE HOME
NEWOWNED	D WAS THE HOME NEW OR PREVIOUSLY OWNED?
RELHOME	RELATIONSHIP TO THE PREVIOUS OWNER OF THE HOME
WHOSOLD	DESCRIBE YOUR PURCHASE
REALTORA	R'S OWN PREVIOUS KNOWLEDGE MADE R CHOOSE
REALTORB	A FRIEND-RELATIVE RECOMMENDED R CHOOSE
REALTORC	AN ACQUAINTANCE RECOMMENDED R CHOOSE
REALTORD	GENERAL REPUTATION MADE R CHOOSE
REALTORE	I SAW THEIR ADVERTISEMENT MADE R CHOOSE
REALTORF	CONVENIENCE MADE R CHOOSE THE REALTOR
REALTOR1	WHAT WAS THE MOST IMPORTANT REASON?

RELAGENT	YOUR RELATIONSHIP TO THE REAL ESTATE AGENT
WARRNTYH	DID THE SELLER PROVIDE ANY WARRANTY
SATHOME	HOW SATISFIED WITH YOUR PURCHASE
LAWYER	HIRED A LAWYER IN THE PAST 10 YRS?
LAWYERA	MY OWN PREVIOUS KNOWLEDGE OF THE FIRM
LAWYERB	A FRIEND OR RELATIVE RECOMMENDED THEM
LAWYERC	AN ACQUAINTANCE RECOMMENDED THEM.
LAWYERD	GENERAL REPUTATION IN THE COMMUNITY
LAWYERE	I SAW THEIR ADVERTISEMENT
LAWYERF	I SEARCHED FOR THE BEST PRICE.
LAWYERG	CONVENIENCE
LAWYER1	WHAT WAS THE MOST IMPORTANT REASON?
RELLAW	RELATIONSHIP TO THE ATTORNEY
SATLAWYR	HOW SATISFIED WITH THE LEGAL SERVICES
FIXHOME	HOME MAINTENANCE SERVICES PAST 10 YEARS?
FIXERA	MY OWN PREVIOUS KNOWLEDGE OF THE FIRM
FIXERB	A FRIEND OR RELATIVE RECOMMENDED THEM
FIXERC	AN ACQUAINTANCE RECOMMENDED THEM.
FIXERD	GENERAL REPUTATION IN THE COMMUNITY
FIXERE	I SAW THEIR ADVERTISEMENT
FIXERF	I SEARCHED FOR THE BEST PRICE
FIXER1	WHAT WAS THE MOST IMPORTANT REASON?
RELFIXER	RELATIONSHIP TO THE PERSON WHO DID THE WORK
SATFIXES	HOW SATISFIED WERE YOU WITH THE WORK
BORROWED	HAVE YOU BORROWED \$100+ FROM ANOTHER PERSON
WHOLOAND	FROM WHOM DID YOU BORROW THIS MONEY?
SELLBED	WOULD YOU RATHER SELL BEDROOM FURNITURE
SELLAUTO	O WOULD YOU RATHER SELL AN AUTOMOBILE
SELLHOME	E WOULD YOU RATHER SELL A HOUSE-CONDOMINIUM
TRANSOTH	H WOULD YOU BE TO MENTION PROBLEMS
LOANED	LOANED \$100+ PAST 12 MONTHS?
LOANEDTO	O TO WHOM DID YOU LEND THIS MONEY?
BUYBED	WOULD YOU BUY FURNITURE FROM A BUSINESS
BUYAUTO	WOULD YOU BUY A CAR FROM A BUSINESS
BUYLAW	WOULD YOU BUY LEGAL SVCS FROM A BUSINESS
BUYFIXES	WOULD YOU BUY HOME MAINTENANCE FROM A BUSINESS
BUYHOME	WOULD YOU BUY A HOUSE FROM A BUSINESS
TRANSREL	HOW LIKELY TO MENTION PROBLEMS TO RELATIVES
FRNDDEAL	PEOPLE USUALLY GET A BETTER PRICE FROM FRIENDS
FRNDAWK	DISCUSSING PRICE IS AWKWARD AMONG FRIENDS
TABLPRCE	THE FACTORY NOT LOWERING PRICE ACCEPTABLE?
ORGANSB	WHICH PROCEDURES BE USED TO ASSIGN THE ORGAN
ORGANSW	WHICH OF THESE PROCEDURES WOULD BE THE WORST?
SELLORGN	SHOULD PEOPLE BE PERMITTED TO SELL A KIDNEY
ADOPTION	BEST WAY TO MATCH BIRTH MOTHERS WITH ADOPTERS?
SELLBABY	SURROGATE MOTHERS SHOULD BE PERMITTED
SELLSEX	NOTHING INHERENTLY WRONG WITH PROSTITUTION
REQINFO	RESP. OF GOV. TO REQUIRE BIZ. TO PROVIDE INFO
NATRECON	NATURAL ENVIRONMENTS SHOULD BE LEFT ALONE
TAGSALES	S HOW FREQUENTLY DO YOU GO TO GARAGE SALES ETC
HAGGLE	DO YOU EXPECT TO NEGOTIATE FOR A LOWER PRICE?
WKFAMBIZ	WORK FOR PAY IN A FARM ETC OWNED BY YOUR FAMILY?
HRFAMBIZ	HOW MANY HOURS PER WEEK?
FAMBIZ	WHAT KIND OF BUSINESS IS THIS?

ECONSYS	BEST-NEEDS REPLACED
FAMFINAN	HOW YOU AND YOUR SPOUSE ORGANIZE YOUR FINANCES
DECAUTO	DECIDING WHETHER OR NOT TO BUY AN AUTOMOBILE
DECBED	DECIDING WHETHER OR NOT TO BUY BEDROOM FURNITURE
DECGIFT	DECIDING ON MAJOR CHARITABLE GIFTS.
LAYOFFS	WHO HAS THE GREATEST RIGHT TO KEEP THEIR JOBS?
VOLHLTH	DONE VOLUNTEER WORK IN HEALTH PAST 12 MNTHS
VOLEDUC	DONE VOLUNTEER WORK IN EDUCATION
VOLRELIG	DONE VOLUNTEER WORK IN RELIGIOUS ORG
VOLHUMAN	DONE VOLUNTEER WORK IN HUMAN SERVICES
VOLENVIR	DONE VOLUNTEER WORK IN ENVIRONMENT
VOLPUB	DONE VOLUNTEER WORK IN PUB-SOC BENEFIT
VOLREC	DONE VOLUNTEER WORK IN RECREATION ADULTS
VOLART	DONE VOLUNTEER WORK IN ARTS, CULTURE, ETC
VOLWORK	DONE VOLUNTEER WORK IN WORK-RELATED ORG
VOLPOL	DONE VOLUNTEER WORK IN POLITICAL ORG. ETC
VOLYOUTH	DONE VOLUNTEER WORK IN YOUTH DEVELOPMENT
VOLFOUND	DONE VOLUNTEER WORK IN PRIV & COMM. FOUND
VOLINTL	DONE VOLUNTEER WORK IN INTERNATIONAL
VOLINFRM	DONE VOLUNTEER WORK IN INFORMAL-ALONE
VOLOTH	DONE VOLUNTEER WORK IN OTHER (SPECIFY)___
MONHLTH	DONE VOLUNTEER WORK IN HEALTH PAST MONTH
MONEDUC	DONE VOLUNTEER WORK IN EDUCATION
MONRELIG	DONE VOLUNTEER WORK IN RELIGIOUS ORG
MONHUMAN	DONE VOLUNTEER WORK IN HUMAN SERVICES
MONENVIR	DONE VOLUNTEER WORK IN ENVIRONMENT
MONPUB	DONE VOLUNTEER WORK IN PUB-SOC BENEFIT
MONREC	DONE VOLUNTEER WORK IN RECREATION ADULTS
MONART	DONE VOLUNTEER WORK IN ARTS, CULTURE, ETC
MONWORK	DONE VOLUNTEER WORK IN WORK-RELATED ORG
MONPOL	DONE VOLUNTEER WORK IN POLITICAL ORG. ETC
MONYOUTH	H DONE VOLUNTEER WORK IN YOUTH DEVELOPMENT
MONFOUND	DONE VOLUNTEER WORK IN PRIV & COMM. FOUND
MONINTL	DONE VOLUNTEER WORK IN INTERNATIONAL
MONINFRM	DONE VOLUNTEER WORK IN INFORMAL-ALONE
MONOTH	DONE VOLUNTEER WORK IN OTHER (SPECIFY)
HRSHLTH	HOW MANY HOURS SPENT IN HEALTH PAST MONTH
HRSEUC	HOW MANY HOURS SPENT IN EDUCATION
HRSRELIG	HOW MANY HOURS SPENT IN RELIGIOUS ORG PAST
HRSHUMAN	HOW MANY HOURS SPENT IN HUMAN SERVICES
HRENVIR	HOW MANY HOURS SPENT IN ENVIRONMENT
HRSPUB	HOW MANY HOURS SPENT IN PUB-SOC BENEFIT
HRSREC	HOW MANY HOURS SPENT IN RECREATION ADULTS
HRSART	HOW MANY HOURS SPENT IN ARTS, CULTURE
HRSWORK	HOW MANY HOURS SPENT IN WORK-RELATED ORG
HRSPOL	HOW MANY HOURS SPENT IN POLITICAL ORG. ETC
HRSYOUTH	HOW MANY HOURS SPENT IN YOUTH DEVELOPMENT
HRSFOUND	HOW MANY HOURS SPENT IN PRIV & COMM.
HRSINTL	HOW MANY HOURS SPENT IN INTERNATIONAL
HRSINFRM	HOW MANY HOURS SPENT IN INFORMAL-ALONE
HRSOOTH	HOW MANY HOURS SPENT IN OTHER (SPECIFY)
GIVHLTH	CONTRIBUTED MONEY IN 1995 IN HEALTH
GIVEDUC	CONTRIBUTED MONEY IN EDUCATION
GIVRELIG	CONTRIBUTED MONEY IN RELIGIOUS ORG

GIVHUMAN	CONTRIBUTED MONEY IN HUMAN SERVICES
GIVENVIR	CONTRIBUTED MONEY IN ENVIRONMENT
GIVPUB	CONTRIBUTED MONEY IN PUB-SOC BENEFIT
GIVREC	CONTRIBUTED MONEY IN RECREATION ADULTS
GIVART	CONTRIBUTED MONEY IN ARTS, CULTURE, ETC
GIVWORK	CONTRIBUTED MONEY IN WORK-RELATED ORG
GIVPOL	CONTRIBUTED MONEY IN POLITICAL ORG. ETC
GIVYOUTH	CONTRIBUTED MONEY IN YOUTH DEVELOPMENT
GIVFOUND	CONTRIBUTED MONEY IN PRIV & COMM. FOUND
GIVINTL	CONTRIBUTED MONEY IN INTERNATIONAL
GIVINFRM	CONTRIBUTED MONEY IN INFORMAL-ALONE
GIVOTH	CONTRIBUTED MONEY IN OTHER (SPECIFY)
TOTHLTH	HOW MUCH MONEY CONTRIBUTED IN HEALTH
TOTEDUC	HOW MUCH MONEY CONTRIBUTED IN EDUCATION
TOTRELIG	HOW MUCH MONEY CONTRIBUTED IN RELIGIOUS ORG
TOTHUMAN	HOW MUCH MONEY CONTRIBUTED IN HUMAN SERVICES
TOTENVIR	HOW MUCH MONEY CONTRIBUTED IN ENVIRONMENT
TOTPUB	HOW MUCH MONEY CONTRIBUTED IN PUB-SOC BENEFIT
TOTREC	HOW MUCH MONEY CONTRIBUTED IN RECREATION ADULTS
TOTART	HOW MUCH MONEY CONTRIBUTED IN ARTS, CULTURE, ETC
TOTWORK	HOW MUCH MONEY CONTRIBUTED IN WORK-RELATED ORG
TOTPOL	HOW MUCH MONEY CONTRIBUTED IN POLITICAL ORG. ETC
TOTYOUTH	HOW MUCH MONEY CONTRIBUTED IN YOUTH DEVELOPMENT
TOTFOUND	HOW MUCH MONEY CONTRIBUTED IN PRIV & COMM. FOUND
TOTINTL	HOW MUCH MONEY CONTRIBUTED IN INTERNATIONAL
TOTINFRM	HOW MUCH MONEY CONTRIBUTED IN INFORMAL-ALONE
TOTOTH	HOW MUCH MONEY CONTRIBUTED IN OTHER (SPECIFY)
VALHLTH	ESTIMATED VALUE CONTRIBUTED IN HEALTH
VALEDC	ESTIMATED VALUE CONTRIBUTED IN EDUCATION
VALRELIG	ESTIMATED VALUE CONTRIBUTED IN RELIGIOUS ORG
VALHUMAN	ESTIMATED VALUE CONTRIBUTED IN HUMAN SERVICES
VALENVIR	ESTIMATED VALUE CONTRIBUTED IN ENVIRONMENT
VALPUB	ESTIMATED VALUE CONTRIBUTED IN PUB-SOC BENEFIT
VALREC	ESTIMATED VALUE CONTRIBUTED IN RECREATION ADULTS
VALART	ESTIMATED VALUE CONTRIBUTED IN ARTS, CULTURE, ETC
VALWORK	ESTIMATED VALUE CONTRIBUTED IN WORK-RELATED ORG
VALPOL	ESTIMATED VALUE CONTRIBUTED IN POLITICAL ORG. ETC
VALYOUTH	ESTIMATED VALUE CONTRIBUTED IN YOUTH DEVELOPMENT
VALFOUND	ESTIMATED VALUE CONTRIBUTED IN PRIV & COMM. FOUND
VALINTL	ESTIMATED VALUE CONTRIBUTED IN INTERNATIONAL
VALINFRM	ESTIMATED VALUE CONTRIBUTED IN INFORMAL-ALONE
VALOTH	ESTIMATED VALUE CONTRIBUTED IN OTHER (SPECIFY)
HOMELESS	CONTRIBUTED TO THE HOMELESS
NEEDYNEI	CONTRIBUTED TO A NEEDY NEIGHBOR.
NEEDYREL	CONTRIBUTED TO A NEEDY RELATIVE.
NEEDYFRD	CONTRIBUTED TO A NEEDY FRIEND.
NEEDYOTH	CONTRIBUTED TO OTHER NEEDY PERSON
PROBFIX1	FIRST MENTION OF PROBLEM
PROBFIX2	SECOND MENTION OF PROBLEM
PROBFIX3	THIRD MENTION OF PROBLEM
PROBHLP1	FIRST MENTION TO HELP PROBLEM
PROBHLP2	SECOND MENTION TO HELP PROBLEM
PROBHLP3	THIRD MENTION TO HELP PROBLEM
VIGVERSN	VIGNETTE VERSION NUMBER

SERIOUSP	HOW SERIOUS X S SITUATION IS
CHARACTR	HOW LIKELY X S SITUATION CAUSED BY BAD CHARACTER
IMBALNCE	HOW LIKELY X S SITUATION CAUSED BY IMBALANCE IN BRAIN
WAYRAISE	HOW LIKELY X S SITUATION CAUSED BY THE WAY RAISED
STRESSES	HOW LIKELY X S SITUATION CAUSED BY STRESS
GENETICS	HOW LIKELY X S SITUATION CAUSED BY GENETIC PROBLEM
GODSWILL	HOW LIKELY X S SITUATION CAUSED BY GOD S WILL
UPSDOWNS	HOW LIKELY X IS EXPERIENCING NORMAL UPS-AND-DOWNS OF LIFE
BREAKDWN	HOW LIKELY X IS EXPERIENCING NERVOUS BREAKDOWN
MENTLILL	HOW LIKELY X IS EXPERIENCING MENTAL ILLNESS
PHYSILL	HOW LIKELY X IS EXPERIENCING PHYSICAL ILLNESS
VIGLABEL	HOW LIKELY X IS EXPERIENCING VIGNETTES
DECTREAT	HOW ABLE IS X TO DECIDE RECEIVE TREATMENT
DECMONEY	HOW ABLE IS X TO DECIDE MANAGING OWN MONEY
IMPRVOWN	HOW LIKELY X S SITUATION WILL IMPROVE ON ITS OWN
IMPRVTRT	HOW LIKELY X S SITUATION WILL IMPROVE WITH TREATMENT
VIGNEI	HOW WILLING R WOULD HAVE X AS A NEIGHBOR
VIGSOC	HOW WILLING R WOULD SPEND TIME SOCIALIZING WITH X
VIGFRND	HOW WILLING R WOULD MAKE FRIENDS WITH X
VIGWORK	HOW WILLING R WOULD WORK CLOSELY WITH X ON A JOB
VIGGRP	HOW WILLING R WOULD HAVE A GROUP HOME FOR X
VIGMAR	HOW WILLING R WOULD HAVE X MARRY IN RS FAMILY
HURTOTH	HOW LIKELY X VIOLENT TOWARD OTHER PEOPLE
HURTSELF	HOW LIKELY X VIOLENT TOWARD ONESELF
TLKFAM	X SHOULD TALK TO FAMILY AND FRIENDS
TLKCLRGY	X SHOULD TALK TO RELIGIOUS LEADER
MEDDOC	X SHOULD GO TO GENERAL MEDICAL DOCTOR FOR HELP
MENTLDOC	X SHOULD GO TO PSYCHIATRIST FOR HELP
MENTLOTH	X SHOULD GO TO OTHER MENTAL HEALTH PROFESSIONAL FOR HELP
SPHEALER	X SHOULD GO TO SPIRITUAL HEALER FOR HELP
SELFHLP	X SHOULD JOIN A SELF-GROUP WITH SIMILAR PROBLEM
OTCMED	X SHOULD TAKE NON-PRESCRIPTION MEDICATION
RXMED	X SHOULD TAKE PRESCRIPTION MEDICATION
MENTLHOS	X SHOULD CHECK INTO A MENTAL HOSPITAL
ORTLKFM	IN WHAT ORDER TALK THINGS OVER WITH FAMILY & FRIENDS
ORTLKCLR	IN WHAT ORDER TALK TO A MINISTER, PRIEST, RABBI ETC
ORMEDDOC	IN WHAT ORDER GO TO A GENERAL MEDICAL DOCTOR
ORMNTLDC	IN WHAT ORDER GO TO A PSYCHIATRIST FOR HELP
ORMNTLOT	IN WHAT ORDER GO TO A THERAPIST, OR COUNSELOR
ORHEALER	IN WHAT ORDER GO TO A SPIRITUAL OR A NATURAL HEALER
ORSLFHLP	IN WHAT ORDER JOIN A SELF-HELP GROUP
OROTCMED	IN WHAT ORDER TAKE NON-PRESCRIPTION MEDICATION
ORRXMED	IN WHAT ORDER TAKE PRESCRIPTION MEDICATION
ORMNTLHS	IN WHAT ORDER CHECK INTO A MENTAL HOSPITAL
MUSTDOC	X SHOULD BE FORCED TO BE EXAMINED AT A CLINIC BY LAW
MUSTMED	X SHOULD BE FORCED TO TAKE PRESCRIBED MEDICATION BY LAW
MUSTHOSP	X SHOULD BE ADMITTED TO BE HOSPITALIZED FOR TREATMENT BY LAW
DANGRSLF	X SHOULD BE ADMITTED TO BE HOSPITALIZED FOR TREATMENT IF DANGEROUS TO X
DANGROTH	X SHOULD BE ADMITTED TO BE HOSPITALIZED FOR TREATMENT IF DANGEROUS TO OTHERS
MEDCARE1	WHO R THINKS SHOULD BE MOST RESPONSIBLE FOR COST OF XS MEDICAL CARE
MEDCARE2	WHO R THINKS SHOULD BE NEXT MOST RESPONSIBLE FOR COST OF XS MEDICAL CARE
SPMENTL	GOVT SPENDING ON HEALTH
GOVMENTL	SHOULD GOVT PROVIDE HEALTH CARE FOR MENTAL ILLNESS
MNTLAS1	1ST MENTION, WHAT MENTAL ILLNESS IS, ASSERTED

MNTLAS2 2ND MENTION, WHAT MENTAL ILLNESS IS, ASSERTED
MNTLIMP1 1ST MENTION, WHAT MENTAL ILLNESS IS, IMPUTED
MNTLIMP2 2ND MENTION, WHAT MENTAL ILLNESS IS, IMPUTED
MNTLIMP3 3RD MENTION, WHAT MENTAL ILLNESS IS, IMPUTED
MNTLSYM1 1ST MENTION, WHAT MENTAL ILLNESS IS, SYMPTOMS
MNTLSYM2 2ND MENTION, WHAT MENTAL ILLNESS IS, SYMPTOMS
MNTLSYM3 3RD MENTION, WHAT MENTAL ILLNESS IS, SYMPTOMS
MNTLOTH WHAT MENTAL ILLNESS IS, OTHER CODES
BRKDAS1 1ST MENTION, WHAT NERVOUS BREAKDOWN IS, ASSERTED
BRKDAS2 2ND MENTION, WHAT NERVOUS BREAKDOWN IS, ASSERTED
BRKDIMP1 1ST MENTION, WHAT NERVOUS BREAKDOWN IS, IMPUTED
BRKDIMP2 2ND MENTION, WHAT NERVOUS BREAKDOWN IS, IMPUTED
BRKDIMP3 3RD MENTION, WHAT NERVOUS BREAKDOWN IS, IMPUTED
BRKDSYM1 1ST MENTION, WHAT NERVOUS BREAKDOWN IS, SYMPTOMS
BRKDSYM2 2ND MENTION, WHAT NERVOUS BREAKDOWN IS, SYMPTOMS
BRKDSYM3 3RD MENTION, WHAT NERVOUS BREAKDOWN IS, SYMPTOMS
BRKDOTH WHAT NERVOUS BREAKDOWN IS, OTHER CODES
KNWMHOSP KNOW ANYONE WHO WAS IN A HOSPITAL
RELMHSP1 PATIENT WAS SELF
RELMHSP2 PATIENT WAS IMMEDIATE FAMILY
RELMHSP3 PATIENT WAS OTHER RELATIVES
RELMHSP4 PATIENT WAS CLOSE FRIEND
RELMHSP5 PATIENT WAS ACQUAINTANCE
RELMHSP6 PATIENT WAS OTHER
KNWPATNT KNOWN ANYONE SEEING A PSYCHOLOGIST ETC?
EVBRKDWN EVER FELT GOING TO HAVE A NERVOUS BREAKDOWN?
BRKDWHY1 1ST MENTION CAUSE OF NER. BREAK FEELINGS
BRKDWHY2 2ND MENTION CAUSE OF NER. BREAK FEELINGS
BRKDWHY3 3RD MENTION CAUSE OF NER. BREAK FEELINGS
BRKDDO1 1ST MENTION WHAT R DID WHEN FELT NER. BREAK
BRKDDO2 2ND MENTION WHAT R DID WHEN FELT NER. BREAK
BRKDDO3 3RD MENTION WHAT R DID WHEN FELT NER. BREAK
BRKDHLP1 1ST MENTION WHAT HELP R SOUGHT
BRKDHLP2 2ND MENTION WHAT HELP R SOUGHT
BRKDHLP3 3RD MENTION WHAT HELP R SOUGHT
BRKDTIME WHEN FEELINGS OF NERVOUS BREAKDOWN HAPPENED
BRKDDUR DURATION, SEVERITY OF NERVOUS BREAKDOWN FEELINGS
EVMHP EVER HAD MENTAL HEALTH PROBLEM
MNILWHY1 1ST MENTION CAUSE OF MENTAL ILLNESS FEELINGS
MNILWHY2 2ND MENTION CAUSE OF MENTAL ILLNESS FEELINGS
MNILWHY3 3RD MENTION CAUSE OF MENTAL ILLNESS FEELINGS
MNILDO1 1ST MENTION WHAT R DID WHEN FELT MENTAL ILLNESS
MNILDO2 2ND MENTION WHAT R DID WHEN FELT MENTAL ILLNESS
MNILDO3 3RD MENTION WHAT R DID WHEN FELT MENTAL ILLNESS
MNILHLP1 1ST MENTION WHAT HELP R SOUGHT
MNILHLP2 2ND MENTION WHAT HELP R SOUGHT
MNILHLP3 3RD MENTION WHAT HELP R SOUGHT
MNILTIME WHEN FEELINGS OF MENTAL ILLNESS HAPPENED
MNILDUR DURATION, SEVERITY OF FEELINGS OF MENTAL ILLNESS
PRIVPRAY HOW OFTEN PRAY PRIVATELY
MEDITATE HOW OFTEN MEDITATE
CONGHLP1 HOW MUCH CONGREGATION HELP OUT WITH ILL
CONGHLP2 HOW MUCH CONGREGATION HELP OUT WITH PROB
CONGHRM1 HOW OFTEN CONGREGATION MAKE TOO MUCH DEMAND

CONGHRM2	HOW OFTEN CONGREGATION CRITICAL OF THINGS R DO
COPE1	THINK ABOUT LIFE IS PART OF LARGER FORCE
COPE2	WORK TOGETHER WITH GOD AS PARTNERS
COPE3	LOOK TO GOD FOR STRENGTH & SUPPORT
COPE4	FEEL GOD IS PUNISHING FOR SIN
COPE5	WONDER WHETHER GOD HAS ABANDONED ME
COPE6	TRY TO MAKE SENSE WITHOUT RELYING ON GOD
GODWATCH	BELIEVE IN GOD WHO WATCH OVER ME
LESSPAIN	FEEL DEEP SENSE OF RESP FOR REDUCING PAIN
RELLIFE	TRY TO CARRY BELIEFS INTO OTHER DEALINGS
FORGIVE1	HAVE FORGIVEN SELF FOR MISTAKES
FORGIVE2	HAVE FORGIVEN THOSE WHO HURT ME
FORGIVE3	KNOW THAT GOD FORGIVES ME
FEELGOD	FEEL GODS PRESENCE
RELCMFRT	FIND STRENGTH AND COMFORT IN RELIGION
HARMONY	FEEL DEEP INNER PEACE OR HARMONY
UNIONGOD	DESIRE TO BE CLOSER TO GOD
GODLOVE	FEEL GODS LOVE DIRECTLY OR THRU OTHERS
BEAUSPRT	SPIRITUALLY TOUCHED BY BEAUTY CREATION
NOCHEER	IN PAST 30 DAYS FEEL SAD
NERVOUS	IN PAST 30 DAYS FEEL NERVOUS
FIDGETY	IN PAST 30 DAYS FEEL RESTLESS OR FIDGETY
HOPELESS	IN PAST 30 DAYS FEEL HOPELESS
EFFORT	IN PAST 30 DAYS FEEL EVERYTHING THING EFFORT
WRTHLESS	IN PAST 30 DAYS FEEL WORTHLESS
RELPERSN	R CONSIDER SELF A RELIGIOUS PERSON
SPRTPRSN	R CONSIDER SELF A SPIRITUAL PERSON
RELEXP	HAVE RELIGIOUS EXPERIENCE CHANGED LIFE
NATARTS	SPENDING RIGHT AMOUNT ON ARTS
ARTGOD	THRU ART AND MUSIC WE COME CLOSER TO GOD
ARTISTS	EXCELLENT ARTISTS ABLE SUPPORT THEMSELVES
IRRELART	SHOULD ALLOW ART TO MOCK OR DEMEAN RELIGION
IRRELOFF	OFFENDED ART MOCKS OR DEMEANS RELIGION
AIMOFART	AIM OF ART
READFICT	READ NOVELS POEMS OR PLAYS
POPMUSIC	WENT TO A LIVE PERFORMANCE OF POPULAR MUSIC
DRAMA	WENT TO A LIVE DRAMA
RELART	HAD EXPERIENCE OF ART AT PLACE OF WORSHIP
VOLARTS	VOLUNTEERED FOR ORGANIZATIONS OF ARTS
NATLART	FEEL FED GOV SHOULD PROVIDE ASSISTANCE TO ART
STATEART	FEEL STATE GOV SHOULD PROVIDE ASSISTANCE TO ART
LOCALART	FEEL LOCAL GOV SHOULD PROVIDE ASSISTANCE TO ART
OCCYRS	HOW MANY YEARS IN YOUR OCCUPATION
OCCTRAIN	GONE THRU SPECIALIZED TRAINING
TRAINSCH	HOW MANY YEARS SPENT ON TRAINING
TYPEORG	WORK IN INDEPENDENT OR PART OF LARGER ORG
WRKOTH	EVER WORKED FULL TIME AT OTHER PARTS OF ORG
OTHYRS	YEARS WORKED FULL TIME AT OTHER PARTS OF ORG
PARTORG	IN WHAT WAYS PART OF THE LARGER ORG
ORGSIZE	HOW MANY PEOPLE EMPLOYED IN THE ENTIRE ORG
GENDERWK	MOSTLY MEN OR WOMEN AT THE WORKPLACE
LOCYRS	HOW LONG HAVE WORKED AT THIS LOCATION
SAMEWORK	WORKED AT OTHER SITE WITH SIMILAR PRODUCT
SITEYRS	HOW LONG HAVE WORKED FOR THOSE SITES

OTJTRAIN	RECEIVED ANY ON-THE-JOB TRAINING
FORMLTRN	DID IT INCLUDE FORMAL TRAINING COURSE
FORMLFIN	HAVE YOU FINISHED ALL THE COURSES
FORMLDYS	THE NUMBER OF DAYS IN FORMAL TRAINING
FORMLHRS	THE NUMBER OF HRS IN FORMAL TRAINING
DOINGTRN	INCLUDE INFORMAL LEARNING BY DOING
DOINGFIN	HAVE COMPLETED THIS ON-THE-JOB TRAINING
DOINGDYS	HOW LONG SPENT ON LEARNING BY DOING
WOJOB	SINCE 1ST JOB EVER BEEN WITHOUT A JOB
WOJOBYRS	HOW MANY YEARS WITHOUT A JOB
NUMEMP	FOR HOW MANY EMPLOYERS EVER WORKED FULL TIME
HOWPAID	HOW GET PAID LAST WEEK
HOURLY	WHAT IS YOUR HOURLY WAGE BEFORE TAX
DAILY	WHAT IS YOUR DAILY WAGE BEFORE TAX
WEEKLY	WHAT IS YOUR WEEKLY WAGE BEFORE TAX
MONTHLY	WHAT IS YOUR MONTHLY WAGE BEFORE TAX
YEARLY	WHAT IS YOUR YEARLY WAGE BEFORE TAX
TRUSTING	MOST PEOPLE CAN BE TRUSTED
SEENMNTL	YOU OR ANYONE YOU KNOW SEEN A PSYCHIATRIST
PSYCMED1	PSYCHIATRIC MEDICINE IS HARMFUL TO THE BODY
PSYCMED2	PEOPLE SHOULD STOP TAKING IF SYMPTOMS GONE
PSYCMED3	TAKING THESE MEDICINE INTERFERES W DAILY ACT
PSYCMED4	HELPS PEOPLE DEAL W DAY TO DAY STRESSES
PSYCMED5	MAKES THINGS EASIER IN RELATIONS
PSYCMED6	THESE MEDICATIONS HELP CONTROL SYMPTOMS
PSYCMED7	HELPS PEOPLE FEEL BETTER ABOUT THEMSELVES
USEPSYC1	WILL TAKE MEDICINE BECAUSE PERSONAL TROUBLE
USEPSYC2	WILL TAKE MEDICINE BECAUSE CANT COPE W STRESS
USEPSYC3	WILL TAKE MEDICINE BECAUSE FEELING DEPRESSED
USEPSYC4	WILL TAKE MEDICINE BECAUSE INTENSE FEAR
PSYCKID1	WILL GIVE KID MED BECAUSE KID IS HOSTILE
PSYCKID2	WILL GIVE KID MED BECAUSE SCHOOL TROUBLE
PSYCKID3	WILL GIVE KID MED BECAUSE KID TALKED SUICIDE
PSYCDRCT	PREFER GO DIRECTLY TO A MENTAL HEALTH SPEC
PSYCFDOC	WOULD TRUST FAMILY PHYSICIAN PRESCRIPTION
PSYCPSYC	ONLY TRUST PSYCHIATRIST PRESCRIPTION
HLTHINSR	HAVE HEALTH INSURANCE
DOCLIST	USE A DIRECTORY LIST FOR HEALTH CARE PLAN
ANYDOC	CAN CHOOSE ANY DOCTOR I LIKE
SWITHLTH	EVER SWITCHED PLAN MEDICAL CARE PROVIDER
USEDMNTL	HAVE SOUGHT CARE WITH MENTAL HEALTH SINCE PLAN
MNTLCARE	WERE ABLE TO GET MENTAL HEALTH CARE
MNTLDIF	HOW DIFFICULT TO GET MENTAL HEALTH CARE
MNTLDENY	EVER DENIED SERVICES UNDER PLANS PACKAGE
HMO1	HMO IMPROVES THE QUALITY OF CARE
HMO2	HMO PREVENT DOCTORS FROM PRESCRIBING TESTS
HMO3	HMO HELP TO CONTROL COSTS
HMO4	HMO PREVENT PEOPLE FROM GETTING NEEDED CARE
HMO5	HMO DAMAGE TRUST BTWN DOCTORS AND PATIENTS
HMO6	HMO TAKE MEDICAL DECISIONS FROM PHYSICIANS
HMO7	HMO MAKE EMOTIONAL MENTAL PRBLM MORE DIFFICULT
DOC1	DOCTORS AREN'T AS THOROUGH AS SHOULD BE
DOC2	DOCTORS DO BEST TO PREVENT WORRYING
DOC3	DOCTORS SOMETIMES TAKE UNNECESSARY RISKS

DOC4 DOCTORS ARE CAREFUL TO CHECK EVERYTHING
 DOC5 DOCTORS TREAT PATIENTS WITH RESPECT
 DOC6 I HARDLY SEE THE SAME DOCTORS EACH TIME
 DOC7 DOCTORS AVOID UNNECESSARY PATIENT EXPENSES
 DOC8 DOCTORS CAUSE WORRY BECAUSE DON'T EXPLAIN
 DOC9 DOCTORS IGNORE OLD PROBLEMS CARE NEW ONES
 DOC10 DOCTORS RECOMMEND SURGERY IF NO OTHER WAY
 DOC11 DOCTORS WILLING TO REFER ME A SPECIALIST
 DOC12 DOCTORS UNABLE TO TELL ME ALL THE OPTIONS
 DOC13 DOCTORS DENY ME THE TREATMENT NEEDED
 DOC14 DOCTORS PUT COST CONSIDERATION ABOVE CARE
 DOC15 DOCTOR NOT REALLY CARE ME AS A PERSON
 DOC16 DOCTORS JUDGMENT TRUSTED
 DOC17 DOCTOR DOES NOT DO EVERYTHING SHOULD FOR ME
 DOC18 DOCTOR PUT MEDICAL NEEDS ABOVE ALL OTHER
 DOC19 DOCTOR A REAL EXPERT IN TAKING CARE PROBLEM
 DOC20 DOCTOR TELL ME IF A MISTAKE WAS MADE
 PROZAC HAVE YOU EVER HEARD OF PROZAC
 USEDPROZ HAVE YOU EVER TAKEN PROZAC
 KNWNPROZ HAVE YOU KNOWN ANYONE WHO TOOK PROZAC
 PROZFOR1 WHAT CAN YOU TELL ME ABOUT PROZAC IS USED FOR
 PROZFOR2 WHAT CAN YOU TELL ME ABOUT PROZAC IS USED FOR
 PROZFOR3 WHAT CAN YOU TELL ME ABOUT PROZAC IS USED FOR
 PROZ1 PROZAC IS HARMFUL TO THE BODY
 PROZ2 IF NO SYMPTOMS SHOULD DISCONTINUE PROZAC
 PROZ3 TAKING PROZAC INTERFERES WITH DAILY ACTIVITIES
 PROZ4 TAKING PROZAC HELPS PEOPLE DEAL WITH STRESS
 PROZ5 TAKING PROZAC MAKES RELATIONS EASIER
 PROZ6 PROZAC HELPS PEOPLE CONTROL THEIR SYMPTOMS
 PROZ7 PROZAC MAKES PEOPLE FEEL BETTER ABOUT THEMSELVES
 PROZ8 PROZAC SHOULD BE TAKEN TO ENHANCE PERSONALITIES
 PROZ9 PROZAC IS FOR THOSE DIAGNOSED WITH DEPRESSION
 PROZSLF1 TAKE PROZAC IF TROUBLE IN PERSONAL LIFE
 PROZSLF2 TAKE PROZAC IF CANT COPE WITH STRESSES
 PROZSLF3 TAKE PROZAC IF FEEL DEPRESSED SLEEPLESS
 PROZSLF4 TAKE PROZAC IF INTENSE FEAR LOSING CONTROL
 PROZKID1 GIVE KID PROZAC IF IS HOSTILE
 PROZKID2 GIVE KID PROZAC IF IS NOT PAYING ATTENTION
 PROZKID3 GIVE KID PROZAC IF IS TALKING ABOUT SUICIDE
 SOCSECRT SOCIAL SECURITY WILL BE BETTER
 SOCSECFX HOW SERIOUS IS SOCIAL SECURITIES PROBLEM
 SOCSECNU SOCIAL SECURITY PHASE OUT OR CONTINUE
 TERMINAL HAVE YOU OR CLOSE FRIENDS RELATIVE FACED WITH TERMINAL ILLNESS
 TERMCON WORRY ABOUT ECONOMIC BURDEN OF TERMINAL ILLNESS
 TERMREL MY RELIGIOUS COMMUNITY VERY HELPFUL
 TERMEMOT WORRY ABOUT EMOTIONAL BURDEN ON MY FAMILY
 TERMPAIN BELIEVE DOCTORS CAN CONTROL MY PAIN
 TERMPAY WORRY IF NO MONEY GET SECOND CLASS CARE
 TRUSTFAM WOULD TRUST MY FAMILY
 TRUSTDOC WOULD TRUST MY DOCTOR
 TRUSTCRT WOULD TRUST THE COURTS
 TERMVIG ONE OF THE VIGNETTES
 RIGHTREF HAVE A RIGHT TO REFUSE FURTHER TREATMENT
 NOTREAT REFUSE TREATMENT EXCEPT PAIN RELIEF

INSTRCTN	PREPARE WRITTEN INSTRUCTIONS EXPLAINING FUTURE CAR
HOSPICE	CHOOSE HOSPICE UNTIL PATIENT DIES
PAINMED	ASK DOCTORS TO INCREASE PAIN MEDICATION
DOCSUI	ASK FOR PHYSICIAN-ASSISTED SUICIDE
FAMWHTS	WHITES COMMITTED TO STRONG FAMILIES
FAMBLKS	BLACKS COMMITTED TO STRONG FAMILIES
FAMJEWS	JEWS COMMITTED TO STRONG FAMILIES
FAMHSPS	HISPANICS COMMITTED TO STRONG FAMILIES
FAMASNS	ASIANS COMMITTED TO STRONG FAMILIES
FAIRWHTS	WHITES COMMITTED TO FAIR AND EQUAL TREATMENT OF
FAIRBLKS	BLACKS COMMITTED TO FAIR AND EQUAL TREATMENT OF
FAIRJEWS	JEWS COMMITTED TO FAIR AND EQUAL TREATMENT OF A
FAIRHSPS	HISPANICS COMMITTED TO FAIR AND EQUAL TREATMENT
FAIRASNS	ASIANS COMMITTED TO FAIR AND EQUAL TREATMENT O
CONTENG	HAVE ENGLISH POSITIVE CONTRIBUTION TO COUNTRY
CONTITL	HAVE ITALIANS POSITIVE CONTRIBUTION TO COUNTRY
CONTCHN	HAVE CHINESE POSITIVE CONTRIBUTION TO COUNTRY
CONTJEW	HAVE JEWS POSITIVE CONTRIBUTION TO COUNTRY
CONTRK	HAVE BLACKS POSITIVE CONTRIBUTION TO COUNTRY
CONTMEX	HAVE MEXICANS POSITIVE CONTRIBUTION TO COUNTRY
CONTVN	HAVE VIETNAMESE POSITIVE CONTRIBUTION TO COUNTRY
CONTCUBA	HAVE CUBANS POSITIVE CONTRIBUTION TO COUNTRY
CONTIRSH	HAVE IRISH POSITIVE CONTRIBUTION TO COUNTRY
CONTPR	HAVE PUERTO RICANS POSITIVE CONTRIBUTION TO COUNTRY
CONTJPN	HAVE JAPANESE POSITIVE CONTRIBUTION TO COUNTRY
CONTMSLM	HAVE MUSLIMS POSITIVE CONTRIBUTION TO COUNTRY
OTHLANG	CAN R SPEAK LANGUAGE OTHER THAN ENGLISH
OTHLANG1	WHAT OTHER LANGUAGES DOES R SPEAK
OTHLANG2	WHAT OTHER LANGUAGES DOES R SPEAK
OTHBEST	WHAT LANGUAGE OTHER THAN ENGLISH DOES R SPEAK B
SPKLANG	HOW WELL DOES R SPEAK OTHER LANGUAGE
USELANG	HOW OFTEN DOES R USE LANGUAGE OTHER THAN ENGLISH
GETLANG	WHERE DID R LEARN OTHER LANGUAGE
PARLANG	RS PARENTS SPEAK OTHER LANGUAGE AT HOME
GRANLANG	RS GRANDPARENTS SPEAK OTHER LANGUAGE AT HOME
LANGCOM	HOW OFTEN ARE OTHER LANGUAGES HEARD IN COMMUNITY
LANGWRK	HOW OFTEN ARE OTHER LANGUAGES HEARD AT WORK
ENGOFF1	ENGLISH OFFICIAL LANGUAGE OF U.S.
TWOLANG	CHILDREN SHOULD LEARN OTHER LANGUAGE IN HIGH SC
NOBILING	BILINGUAL EDUCATION SHOULD BE ABOLISHED
ENGUNITE	ENGLISH UNITES ALL AMERICANS
FORLANG1	LEARNING FOREIGN LANGUAGE IMPORTANT MATH AND S
ENGTHRTN	ENGLISH THREATENED BY LANGUAGES SPOKEN BY IMMIG
ENGVOTE	BALLOTS SHOULD OFFERED OTHER LANGUAGES THAN ENG
OTHHOME	R SPEAKS OTHER LANGUAGE AT HOME
BETRLANG	WHICH LANGUAGE R SPEAKS MORE FLUENT
SPKLANGW	HOW WELL R SPEAKS THE LANGUAGE IN BETRLANG
LETINHSP	IMMIGRATION FROM LATIN AMERICA SHOULD BE INCREASED
LETINASN	IMMIGRATION FROM ASIA SHOULD BE INCREASED
LETINEUR	IMMIGRATION FROM EUROPE SHOULD BE INCREASED
IMMCRMUP	MORE IMMIGRANTS CAUSE HIGHER CRIME RATES
IMMNEW	MORE IMMIGRANTS OPEN COUNTRY NEW IDEAS AND CULT
IMMNOJOB	IMMIGRANTS CAUSE AMERICAN TO LOSE JOBS
USWHT	WHAT PERCENTAGE OF POPULATION IS WHITE

USBLK	WHAT PERCENTAGE OF POPULATION IS BLACK
USJEWS	WHAT PERCENTAGE OF POPULATION IS JEWISH
USHISP	WHAT PERCENTAGE OF POPULATION IS HISPANIC
USASN	WHAT PERCENTAGE OF POPULATION IS ASIAN
USAMIND	WHAT PERCENTAGE OF POPULATION IS AMERICAN INDIA
USMIXED	WHAT PERCENTAGE OF POPULATION IS OF MIXED HERITAGE
WHTCHNG	PERCENTAGE CHANGE POPULATION OF WHITES IN 25 YR
BLKCHNG	PERCENTAGE CHANGE POPULATION OF BLACKS IN 25 YR
JEWSCHNG	PERCENTAGE CHANGE POPULATION OF JEWS IN 25 YRS
HISPCHNG	PERCENTAGE CHANGE POPULATION OF HISPANICS IN 25
ASNCHNG	PERCENTAGE CHANGE POPULATION OF ASIANS IN 25 YR
ETHCHNG	ETHNIC CHANGE IN 25 YRS GOOD FOR COUNTRY
COMWHT	PERCENTAGE WHITE LIVING IN RS COMMUNITY
COMBLK	PERCENTAGE BLACK LIVING IN RS COMMUNITY
COMJEWS	PERCENTAGE JEWS LIVING IN RS COMMUNITY
COMHISP	PERCENTAGE HISPANIC LIVING IN RS COMMUNITY
COMASN	PERCENTAGE ASIAN LIVING IN RS COMMUNITY
COMAMIND	PERCENTAGE AMERICAN INDIAN LIVING IN RS COMMUNITY
HISPCOM	HOW MANY PEOPLE HISPANIC AT WORK
KNWWHT	DOES R PERSONALLY ANY WHITES
KNWBLK	DOES R PERSONALLY ANY BLACKS
KNWJEW	DOES R PERSONALLY ANY JEWS
KNWHISP	DOES R PERSONALLY ANY HISPANICS
KNWASN	DOES R PERSONALLY ANY ASIANS
WHTSCHL	DOES R KNOW WHITES FROM SCHOOL
WHTCOM	DOES R KNOW WHITES FROM COMMUNITY
WHTREL	DOES R KNOW WHITES AS RELATIVE
WHTWRK	DOES R KNOW WHITES FROM WORK
WHTCLS	DOES R FEEL CLOSE TO WHITES
BLKSCHL	DOES R KNOW BLACKS FROM SCHOOL
BLKCOM	DOES R KNOW BLACKS FROM COMMUNITY
BLKREL	DOES R KNOW BLACKS AS RELATIVE
BLKWRK	DOES R KNOW BLACKS FROM WORK
BLKCLS	DOES R FEEL CLOSE TO BLACKS
JEWSCHL	DOES R KNOW JEWS FROM SCHOOL
JEWSCOM	DOES R KNOW JEWS FROM COMMUNITY
JEWSREL	DOES R KNOW JEWS AS RELATIVE
JEWSWRK	DOES R KNOW JEWS FROM WORK
JEWSCLS	DOES R FEEL CLOSE TO JEWS
HISPSCHL	DOES R KNOW HISPANICS FROM SCHOOL
HISPCOM	DOES R KNOW HISPANICS FROM COMMUNITY
HISPREL	DOES R KNOW HISPANICS AS RELATIVE
HISPCOM	DOES R KNOW HISPANICS FROM WORK
HISPCLS	DOES R FEEL CLOSE TO HISPANICS
ASNSCHL	DOES R KNOW ASIANS FROM SCHOOL
ASNCOM	DOES R KNOW ASIANS FROM COMMUNITY
ASNREL	DOES R KNOW ASIANS AS RELATIVE
ASNWRK	DOES R KNOW ASIANS FROM WORK
ASNCLS	DOES R FEEL CLOSE TO ASIANS
MOSTCOM	HAVE MOST IN COMMON WITH WHICH GROUP
LEASTCOM	HAVE LEAST IN COMMON WITH WHICH GROUP
NEIETH1	PREFERRED ETHNIC NEIGHBORHOOD
NEIETH2	PREFERRED ETHNIC NEIGHBORHOOD
NEIETH3	PREFERRED ETHNIC NEIGHBORHOOD

NEIETH4	PREFERRED ETHNIC NEIGHBORHOOD
NEIETH5	PREFERRED ETHNIC NEIGHBORHOOD
NEIETH6	PREFERRED ETHNIC NEIGHBORHOOD
NEIETH7	PREFERRED ETHNIC NEIGHBORHOOD
NEIETH8	PREFERRED ETHNIC NEIGHBORHOOD
NEIETH9	PREFERRED ETHNIC NEIGHBORHOOD
NEIETH10	PREFERRED ETHNIC NEIGHBORHOOD
NEIETH11	PREFERRED ETHNIC NEIGHBORHOOD
NEIETH12	PREFERRED ETHNIC NEIGHBORHOOD
NEIETH13	PREFERRED ETHNIC NEIGHBORHOOD
NEIETH14	PREFERRED ETHNIC NEIGHBORHOOD
HSWHT	HIGH SCHOOL MOSTLY WHITE
HSETH	LARGEST NON WHITE ETHNIC GROUP IN HIGH SCHOOL
COMPUSE	R USE COMPUTER
WEBTV	R HAS INTERNET VIA WEBTV
WEBMOB	R USES HOME INTERNET THROUGH MOBILE DEVICE
EMAILMIN	EMAIL MINUTES PER WEEK
EMAILHR	EMAIL HOURS PER WEEK
USEWWW	R USE WWW OTHER THAN EMAIL
WWWHR	WWW HOURS PER WEEK
WWWMIN	WWW MINUTES PER WEEK
CHATHR	CHATROOM HOURS PER WEEK
CHATMIN	CHATROOM MINUTES PER WEEK
DRCTLINK	HOW OFTEN R LINKS FROM HOMEPAGE
TYPEURL	HOW OFTEN R TYPES URLS BY SELF
SRCHENG	HOW OFTEN R USES SEARCH ENGINE
BOOKMARK	HOW OFTEN R USES BOOKMARKS
CATDRCTY	HOW OFTEN R USES WEB DIRECTORIES
HYPERLNK	HOW OFTEN R USES LINKS IN OTHER SITES
FIN30	R USE FINANCIAL INFORMATION SITE IN PAST 30 DAY
SCHL30	R USE SCHOOL SITE IN PAST 30 DAYS
EDUC30	R USE EDUCATION SITE IN PAST 30 DAYS
WORK30	R USE WORK SITE IN PAST 30 DAYS
NEWS30	R USE NEWS SITE IN PAST 30 DAYS
GOVT30	R USE GOVT SITE IN PAST 30 DAYS
POL30	R USE POLITICAL INFORMATION SITE IN PAST 30 DAY
TRAVEL30	R USE TRAVEL SITE IN PAST 30 DAYS
SPORTS30	R USE SPORTS SITE IN PAST 30 DAYS
MUSIC30	R USE MUSIC SITE IN PAST 30 DAYS
ART30	R USE ART SITE IN PAST 30 DAYS
TVMOV30	R USE MOVIE SITE IN PAST 30 DAYS
HEALTH30	R USE HEALTH SITE IN PAST 30 DAYS
RELIG30	R USE RELIGION SITE IN PAST 30 DAYS
GAMES30	R USE GAME SITE IN PAST 30 DAYS
HUMOR30	R USE HUMOR SITE IN PAST 30 DAYS
PORN30	R USE PORNOGRAPHIC SITE IN PAST 30 DAYS
PERSON30	R USE PERSONAL WEBSITE IN PAST 30 DAYS
SCI30	R USE SCIENCE SITE IN PAST 30 DAYS
HOBBY30	R USE HOBBY SITE IN PAST 30 DAYS
COOK30	R USE COOKING SITE IN PAST 30 DAYS
WORK12	R USE WEB FOR WORK IN PAST 12 MONTHS
HMEFIN12	R USE WEB FOR HOME FINANCES IN PAST 12 MONTHS
BUYINF12	R USE WEB FOR PRODUCT INFORMATION IN PAST 12 MO
BUYIT12	R USE WEB TO PURCHASE PRODUCTS IN PAST 12 MONTH

INVEST12 R USE WEB TO INVEST MONEY IN PAST 12 MONTHS
 PEOPLE12 R USE WEB TO MEET NEW PEOPLE IN PAST 12 MONTHS
 HEALTH12 R USE WEB FOR HEALTH INFORMATION IN PAST 12 MON
 TRAVEL12 R USE WEB FOR TRAVEL IN PAST 12 MONTHS
 LOCATE12 R USE WEB TO FIND ADDRESSES IN PAST 12 MONTHS
 GAME12 R USE WEB FOR GAMES IN PAST 12 MONTHS
 NEWJOB12 R USE WEB TO LOOK FOR NEW JOB IN PAST 12 MONTHS
 CHAT12 R USE WEB FOR CHATROOMS IN PAST 12 MONTHS
 POLINF12 R USE WEB FOR POLITICAL INFORMATION IN PAST 12
 ECON12 PAST 12 MONTHS R WEB TO LEARN ECONOMY
 ABORT12 PAST 12 MONTHS R WEB TO LEARN ABORTION
 MORAL12 PAST 12 MONTHS R WEB TO LEARN MORAL ISSUES
 FORAFF12 PAST 12 MONTHS R WEB TO LEARN FOREIGN AFFAIRS
 RACREL12 PAST 12 MONTHS R WEB TO LEARN RACE RELATIONS
 ENVIRO12 PAST 12 MONTHS R WEB TO LEARN ENVIRONMENT
 POLCAM12 PAST 12 MONTHS R WEB TO LEARN POL CAMPAIGNS
 GUN12 PAST 12 MONTHS R WEB TO LEARN GUN CONTROL
 TAXES12 PAST 12 MONTHS R WEB TO LEARN TAXES
 FE12 PAST 12 MONTHS R WEB TO LEARN GENDER ISSUES
 NEWS12 PAST 12 MONTHS R WEB TO LEARN NEWS
 POLAGREE VISIT POLITICAL SITES R AGREES WITH
 POLNEUTL VISIT POLITICALLY NEUTRAL SITES
 POLDSAGR VISIT POLITICAL SITES R DISAGREES WITH
 PETITION WEB MAKE R SIGN PETITION
 CONTACT WEB MAKE R CONTACT ELECTED OFFICIAL
 MEETING WEB MAKE R ATTEND A POLITICAL MEETING
 POLNEW R LEARN SOMETHING NEW ON THE WEB
 POLCHNGE WEB CHANGE RS MIND
 POLFORMS WEB HELP FORM OPINIONS
 POLCONF WEB HELP CONFIRM OPINIONS
 POLALTER WEB HELP CHANGE MIND
 POLTOUGH WEB SHOW ISSUES MORE COMPLICATED
 ARTSMIN HOW MANY MINUTES AT ARTS WEBSITES
 ARTSHR HOW MANY HOURS AT ARTS WEBSITES
 ARTSCHAT USE CHATROOMS ABOUT ARTS
 ARTSNEW R LEARN SOMETHING NEW ON WEB ABOUT ARTS
 ARTSCHNG WEB CHANGE MIND ABOUT ARTS ON WEB
 WWWMUSIC USE THE WEB TO LEARN ABOUT MUSIC
 MUSICINF USE WEB TO GET MUSIC INFORMATION
 MUSICGET USE WEB TO DOWNLOAD MUSIC
 MUSICLST USE WEB TO LISTEN TO RADIO
 MUSICBUY USE WEB TO BUY MUSIC AFTER HEARING ON WEB
 WWWCLASS IN LAST MONTH LISTEN CLASSICAL MUSIC ON WEB
 WWWCNTRY IN LAST MONTH LISTEN COUNTRY MUSIC ON WEB
 WWWGTHIC IN LAST MONTH LISTEN GOTHIC MUSIC ON WEB
 WWWJAZZ IN LAST MONTH LISTEN JAZZ MUSIC ON WEB
 WWWOLDIE IN LAST MONTH LISTEN OLDIES MUSIC ON WEB
 WWWRAP IN LAST MONTH LISTEN RAP MUSIC ON WEB
 WWWRELIG IN LAST MONTH LISTEN RELIGIOUS MUSIC ON WEB
 WWWROCK IN LAST MONTH LISTEN ROCK MUSIC ON WEB
 WWWWORLD IN LAST MONTH LISTEN WORLD MUSIC ON WEB
 MUSICLKE VISIT SITES ABOUT MUSIC R LIKES
 MUSICDIF VISIT MANY DIFFERENT TYPES OF MUSIC
 MUSICNEW VISIT SITES ABOUT MUSIC NOT USUALLY HEARD

WWWART	USE WEB TO LEARN ABOUT VISUAL ARTS
ARTMUS1	USE WEB TO LEARN ABOUT UPCOMING EXHIBITS
ARTMUS2	USE WEB TO LEARN ABOUT EXISTING EXHIBITS
ARTVIEW	USE WEB TO LOOK AT ART WORKS
ARTINFO	USE WEB TO FIND INFO ABOUT ARTISTS
ARTMUS3	VISIT MUSEUM AFTER LEARNING ON WEB
WWWLIT	USE WEB TO LEARN ABOUT LITERATURE
LITSITE	USE WEB TO LEARN ABOUT A BOOK OR POEM
LITGET	USE WEB TO DOWNLOAD POEM OR FICTION
LITAUTH	VISIT SITE ASSOCIATED WITH WRITER
LITREAD	READ BOOK AFTER SEEING AUTHOR ON WEB
WWWPERSON	HAS R MET PERSON ON WEB
WWWSP	HAS ANYONE MET ON WEB BECOME SPOUSE
WWWGFBF	HAS ANYONE MET ON WEB BECOME PARTNER
WWWCOWRK	HAS ANYONE MET ON WEB BECOME COWORKER
WWWBIZ	HAS ANYONE MET ON WEB BECOME BUSINESS PARTNER
WWWNEI	HAS ANYONE MET ON WEN BECOME NEIGHBOR
WWWFRND	HAS ANYONE MET ON WEB BECOME FRIEND
WWWVOL	HAS ANYONE MET ON WEB BECOME VOLUNTEER WITH R
ONLINE	HAS R USED ONLINE HELP FOR SOFTWARE
MANUAL	HAS R CONSULTED MANUAL FOR HELP WITH SOFTWARE
CALLCOMP	HAS R CALLED SOFTWARE COMPANY FOR HELP
ASKWORK	HAS R ASKED SOMEONE AT WORK FOR HELP WITH SOFTWARE
ASKOTHER	HAS R ASKED SOMEONE ELSE FOR HELP WITH SOFTWARE
PAYOTHER	HAS R PAID FOR HELP WITH SOFTWARE
DOONOWN	HAS R FIGURED OUT PROBLEMS WITH SOFTWARE ON OWN
ADVSP	R CAN ASK SPOUSE OR PARTNER FOR SOFTWARE HELP
ADVCHLD	R CAN ASK SON OR DAUGHTER FOR SOFTWARE HELP
ADVPAR	R CAN ASK PARENT FOR SOFTWARE HELP
ADVSIB	R CAN ASK SIBLING OR SIBLING PARTNER SOFTWARE H
ADV FAM	R CAN ASK OTHER FAMILY MEMBERS SOFTWARE HELP
ADVTCHR	R CAN ASK TEACHER SOFTWARE HELP
ADVSTU	R CAN ASK OTHER STUDENT SOFTWARE HELP
ADVSUP	R CAN ASK WORK SUPERVISOR SOFTWARE HELP
ADVCOWRK	R CAN ASK COWORKER SOFTWARE HELP
ADVCFRND	R CAN ASK CLOSE FRIEND SOFTWARE HELP
ADVOFRND	R CAN ASK ACQUAINTANCE SOFTWARE HELP
ADVLIB	R CAN ASK LIBRARIAN SOFTWARE HELP
SRCHENG1	DOES R KNOW THE NAME OF A SEARCH ENGINE
SRCHENG2	NAME OF SEARCH ENGINE GIVEN BY R
DOWNLOAD	DOES R KNOW HOW TO DOWNLOAD FILES FROM WWW
UPLOAD	DOES R KNOW HOW TO UPLOAD FILES TO WWW
CMPVIRUS	DOES R KNOW WHAT A COMPUTER VIRUS IS
HLTHINFO	R SOUGHT HEALTH INFORMATION PAST YEAR
HLTHPAPR	R SOUGHT HEALTH INFORMATION NEWSPAPER ARTICLES
HLTHMAG1	R SOUGHT HEALTH INFORMATION GENERAL INTEREST MAGAZINES
HLTHMAG2	R SOUGHT HEALTH INFORMATION HEALTH MAGAZINES
HLTHDOC	R SOUGHT HEALTH INFORMATION DOCTOR OR NURSE
HLTHFREL	R SOUGHT HEALTH INFORMATION FRIENDS OR RELATIVES
HLHTV	R SOUGHT HEALTH INFORMATION TV OR RADIO
HLTHWWW	R SOUGHT HEALTH INFORMATION WWW
POLINFO	R SOUGHT POLITICAL INFORMATION PAST 2 YEARS
POLPAPR	R SOUGHT POLITICAL INFORMATION DAILY NEWSPAPER
POLMAG1	R SOUGHT POLITICAL INFO GENERAL INTEREST MAGAZINES

POLMAG2	R SOUGHT POLITICAL INFORMATION POLITICAL MAGAZINE
POLTV	R SOUGHT POLITICAL INFORMATION TV OR RADIO
POLFREL	R SOUGHT POLITICAL INFORMATION FRIENDS OR RELATIVES
POLCAMP	R SOUGHT POLITICAL INFORMATION POLITICAL CAMPAIGN
POLWWW	R SOUGHT POLITICAL INFORMATION WWW
BUYINFGN	R SOUGHT INFORMATION PURCHASE PAST YEAR
INVESTGN	R INVESTED MONEY PAST YEAR
TRAVELGN	R MADE TRAVEL RESERVATIONS PAST YEAR
PEOPLEGN	R TRIED TO MEET NEW PEOPLE PAST YEAR
GAMEGN	R PLAY AN INDOOR GAME PAST YEAR
NEWJOBGN	R LOOK FOR NEW JOB PAST YEAR
POLDISGN	R DISCUSS POLITICAL VIEWS PAST YEAR
POLINFGN	R SOUGHT POLITICAL INFORMATION PAST YEAR
PERFRMGN	R OBTAIN INFORMATION ON PERFORMING ARTS PAST YE
ARTGN	R OBTAIN INFORMATION ON ART EXHIBIT PAST YEAR
POLCANGN	R LOOK UP VIEWS OF POLITICAL CANDIDATE FOR OFFICE
NUMCNTCT	HOW MANY PEOPLE IN CONTACT LEAST ONCE A YEAR
INPERSON	HOW MANY PEOPLE SEEN IN PERSON
BYPHONE	HOW MANY PEOPLE TALK TO ON PHONE
LETTERS	HOW MANY PEOPLE WRITE LETTERS TO
MEETINGS	HOW MANY PEOPLE SEEN AT CHURCH OR GROUP MEETING
BYEMAIL	HOW MANY PEOPLE SEND EMAIL
COMPHOME	DOES R HAVE COMPUTER AT HOME
USEHOME	DOES R USE COMPUTER AT HOME
NUMHOME	HOW MANY COMPUTERS AT HOME
WWWHOME	CAN R USE WWW AT HOME
PAYWWW	DOES EMPLOYER PAY FOR WWW
WWWLINE1	IS WWW THROUGH PHONE LINE
WWWLINE2	MEANS TO WWW
ECOMMINH	MINUTES PER WEEK USE COMPUTER HOUSEHOLD MANAGEMENT
ECOMHRH	HOURS PER WEEK USE COMPUTER HOUSEHOLD MANAGEMENT
PERMINH	MINUTES PER WEEK USE COMPUTER PERSONAL INTEREST
PERHRH	HOURS PER WEEK USE COMPUTER PERSONAL INTEREST
WRKMINH	MINUTES PER WEEK USE COMPUTER MAKE MONEY
WRKHRH	HOURS PER WEEK USE COMPUTER MAKE MONEY
EMMINH	MINUTES PER WEEK USE COMPUTER EMAIL
EMHRH	HOURS PER WEEK USE COMPUTER EMAIL
WWWMINH	MINUTES PER WEEK USE COMPUTER WWW
WWWHRH	HOURS PER WEEK USE COMPUTER WWW
COMPWORK	DOES R USE COMPUTER AT WORK
JOBMINW	MINUTES PER WEEK USING WORK COMPUTER JOB
JOBHRW	HOURS PER WEEK USING WORK COMPUTER JOB
INCMINW	MINUTES PER WEEK USING WORK COMPUTER MAKE MONEY
INCHRW	HOURS PER WEEK USING WORK COMPUTER MAKE MONEY
ECOMMINW	MINUTES PER WEEK USING WORK COMPUTER HSEHLD MNG
ECOMHRW	HOURS PER WEEK USING WORK COMPUTER HSEHLD MNGMN
PERMINW	MINUTES PER WEEK USING WORK COMPUTER PERSONAL I
PERHRW	HOURS PER WEEK USING WORK COMPUTER PERSONAL INT
EMMINW	MINUTES PER WEEK USING WORK COMPUTER EMAIL
EMHRW	HOURS PER WEEK USING WORK COMPUTER EMAIL
WWWMINW	MINUTES PER WEEK USING WORK COMPUTER WWW
WWWHRW	HOURS PER WEEK USING WORK COMPUTER WWW
COMPOTH	DOES R USE COMPUTER NOT AT HOME OR WORK
COMPSCHL	DOES R USE COMPUTER AT SCHOOL

COMPLIB	DOES R USE COMPUTER AT LIBRARY
COMPFRI	DOES R USE COMPUTER AT FRIENDS HOUSE
COMPELSE	DOES R USE COMPUTER SOMEWHERE ELSE
MOSTLOC	WHERE DOES R USE COMPUTER MOST
ECOMMINO	MINUTES PER WEEK USING OTHER COMPUTER HSEHLD MN
ECOMHRO	HOURS PER WEEK USING OTHER COMPUTER HSEHLD MNGM
PERMINO	MINUTES PER WEEK USING OTHER COMPUTER PERSONAL
PERHRO	HOURS PER WEEK USING OTHER COMPUTER PERSONAL IN
WRKMINO	MINUTES PER WEEK USING OTHER COMPUTER MAKE MONEY
WRKHRO	HOURS PER WEEK USING OTHER COMPUTER MAKE MONEY
EMMINO	MINUTES PER WEEK USING OTHER COMPUTER EMAIL
EMHRO	HOURS PER WEEK USING OTHER COMPUTER EMAIL
WWWMINO	MINUTES PER WEEK USING OTHER COMPUTER WWW
WWWHRO	HOURS PER WEEK USING OTHER COMPUTER WWW
EMSENT	HOW MANY EMAIL MESSAGES SENT PER DAY
EMSENTP	HOW MANY PERSONAL EMAIL MESSAGES SENT PER DAY
EMGET	HOW MANY EMAIL MESSAGES RECEIVED PER DAY
EMGETP	HOW MANY PERSONAL MESSAGES RECEIVED PER DAY
EMWRKLOC	R SEND OR RECEIVE TO OR FROM COWORKERS
EMWRKAWY	R SEND OR RECEIVE TO OR FROM BUSINESS CONTACTS
EMFAMLOC	R SEND OR RECEIVE TO OR FROM FAMILY MEMBERS AT
EMFAMOTH	R SEND OR RECEIVE TO OR FROM OTHER FAMILY MEMBERS
EMFRI	R SEND OR RECEIVE TO OR FROM FRIENDS
EMCHURCH	R SEND OR RECEIVE TO OR FROM CHURCH MEMBERS
EMGROUPS	R SEND OR RECEIVE TO OR FROM GROUP MEMBERS
NUMPROBS	HOW MANY FRIENDS CLOSE TO DISCUSS PROBLEMS
BYEMPROB	HOW MANY FRIENDS DISCUSS PROBLEMS VIA EMAIL
INTACCSS	DOES R HAVE INTERNET THROUGH CELL PHONE OR PDA
EMAILLNK	HOW OFTEN DOES R LINK IN AN EMAIL FROM FRIEND
JOBINFO	R SOUGHT EMPLOYMENT INFO PAST YEAR
JOBPAPER	TIMES R SOUGHT JOB INFORMATION FROM NEWSPAPER
JOBPUB	TIMES R SOUGHT JOB INFORMATION FROM PUBLICATION
JOBCOWRK	TIMES R SOUGHT JOB INFORMATION FROM CO-WORKERS
JOBCNTCT	TIMES R SOUGHT JOB INFORMATION FROM CONTACT OUTSIDE
JOBFRNDS	TIMES R SOUGHT JOB INFORMATION FROM FRIENDS
JOBPLACE	TIMES R SOUGHT JOB INFORMATION FROM COUNSELING SERVICE
JOBTVRAD	TIMES R SOUGHT JOB INFORMATION FROM RADIO OR TV
JOBONWWW	TIMES R SOUGHT JOB INFORMATION FROM INTERNET
EMAILYR	WHEN R FIRST BEGAN USING EMAIL
WEBYR	WHEN R FIRST BEGAN USING WEB
WEBABLE	RS ABILITY TO USE INTERNET
VOTEFOR	WEB MAKE R DECIDE TO VOTE FOR A POLITICAL CANDIDATE
MANBOOK	R CONSULTED MANUAL FOR HELP WITH WEB
CUSSUP	R CALLED SOFTWARE COMPANY
TECSUP	CALLED TECH SUPPORT AT WORK
ASKWKSCH	R FIGURED OUT PROBLEMS WITH WEB ON OWN
ASKELSE	R ASKED SOMEONE ELSE FOR HELP
PAYELSE	R HAS PAID FOR HELP
DOSELF	R FIGURED OUT PROBLEMS WITH WEB ON OWN
PROCESSR	R KNOWS WHAT A PROCESSOR IS
BROWSER1	R KNOWS WHAT AN INTERNET WEB BROWSER IS
BROWSER2	CAN R GIVE THE NAME OF A WEB BROWSER
BROWSER3	R SPECIFY NAME OF WEB BROWSER
ADVSRCH	HOW FAMILIAR R IS WITH TERM ADVANCED SEARCH

MP3	HOW FAMILIAR R IS WITH TERM MP3
EZINES	HOW FAMILIAR R IS WITH TERM E-ZINES
PREFSETS	HOW FAMILIAR R IS WITH TERM PREFERENCE SETTINGS
NEWSGRPS	HOW FAMILIAR R IS WITH TERM NEWSGROUPS
TIMEKID1	TIME R SPENDS WITH CHILD 1
TIMEKID2	TIME R SPENDS WITH CHILD 2
TIMEKID3	TIME R SPENDS WITH CHILD 3
TIMEKID4	TIME R SPENDS WITH CHILD 4
SPTMKID1	TIME SPOUSE SPENDS WITH CHILD 1
SPTMKID2	TIME SPOUSE SPENDS WITH CHILD 2
SPTMKID3	TIME SPOUSE SPENDS WITH CHILD 3
SPTMKID4	TIME SPOUSE SPENDS WITH CHILD 4
KDTMKID1	TIME CHILD 1 SPENDS WITH R
KDTMKID2	TIME CHILD 2 SPENDS WITH R
KDTMKID3	TIME CHILD 3 SPENDS WITH R
KDTMKID4	TIME CHILD 4 SPENDS WITH R
KNOWKID1	R KNOWS WHAT CHILD IS DOING ON WEEKEND
KNOWKID2	R KNOWS WHAT CHILD IS DOING ON WEEKEND
KNOWKID3	R KNOWS WHAT CHILD IS DOING ON WEEKEND
KNOWKID4	R KNOWS WHAT CHILD IS DOING ON WEEKEND
HUCLEAN	HOW CLEAN WAS HOUSING OF R
HOMEBAND	HOW HOME IS CONNECTED TO WWW
FREEMNS1	WHAT DOES FREEDOM MEAN TO YOU
FREEMNS2	WHAT DOES FREEDOM MEAN TO YOU
FREEMNS3	WHAT DOES FREEDOM MEAN TO YOU
FREEXP1	WHAT EXPERIENCES IN LIFE MAKE YOU FEEL MOST FREE
FREEXP2	WHAT EXPERIENCES IN LIFE MAKE YOU FEEL MOST FREE
FREEXP3	WHAT EXPERIENCES IN LIFE MAKE YOU FEEL MOST FREE
HOWFREE	HOW MUCH FREEDOM DO AMERICANS HAVE
RHOWFREE	HOW MUCH FREEDOM DOES R HAVE
FREENOW	AMERICANS HAVE MORE FREEDOM THAN IN PAST
RFREENOW	R HAVE MORE FREEDOM THAN IN PAST
SATDEMOC	R SATISFIED WITH WAY DEMOCRACY WORKS IN AMERICA
LEFTLONE	BEING LEFT ALONE IMPORTANT FOR FREEDOM
NOGOVT	NO GOVT INTERFERENCE IMPORTANT FOR FREEDOM
INPEACE	FEELING OF INNER PEACE IMPORTANT FOR FREEDOM
PARTPOL	POLITICAL PARTICIPATION IMPORTANT FOR FREEDOM
CHOICE	CHOICE WHAT TO DO IN LIFE IMPORTANT FOR FREEDOM
EXPUNPOP	EXPRESSION OF UNPOPULAR IDEAS IMPORTANT FOR FREEDOM
FREPRSS	PRESS SHOULD BE COMPLETELY FREE
WLTHPOV	SOME RICH SOME POOR OK IN FREE SOCIETY
CNTRLIFE	CONTROL R FEELS OVER OWN LIFE
MODACT	R LIMITED IN MODERATE ACTIVITIES
STAIRS	R LIMITED IN CLIMBING STAIRS
DIDLESSP	HEALTH PREVENT DOING DESIRED ACTIVITIES PAST 4
LIMITEDP	HEALTH LIMIT TYPE OF WORK PAST 4 WKS
DIDLESSE	EMOTION PREVENT DESIRED ACTIVITIES PAST 4 WKS
CRELESSE	EMOTION WORK LESS CAREFULLY PAST 4 WKS
PAIN	PAIN INTERFERE WITH WORK PAST 4 WKS
PEACEFUL	FELT PEACEFUL IN PAST 4 WKS
ENERGY	HAVE A LOT OF ENERGY IN PAST 4 WKS
DOWNBLUE	FELT DOWN AND BLUE IN PAST 4 WKS
SOCACTS	PHYSICAL AND EMOTION SOCIAL ACTIVITIES PAST 4
TREAT1	R SEEK TREAT MODERATE ACTIVITIES

TREAT2	R SEEK TREAT CLIMBING STAIRS
TREAT3	R SEEK TREAT DOING LESS THAN DESIRED PHYSIC
TREAT4	R SEEK TREAT LIMITED TYPES OF WORK
TREAT5	R SEEK TREAT DOING LESS THAN DESIRED EMOTIO
TREAT6	R SEEK TREAT WORKING LESS CAREFULLY
TREAT7	R SEEK TREAT PAIN INTERFERE WITH WORK
TREAT8	R SEEK TREAT NOT CALM AND PEACEFUL
TREAT9	R SEEK TREAT LACK OF ENERGY
TREAT10	R SEEK TREAT DOWNHEARTED AND BLUE
TREAT11	R SEEK TREAT HEALTH INTERFERE WITH SOCIAL L
WAIT1	HOW LONG R WAIT TREATMENT MODERATE ACTIVITY
WAIT2	HOW LONG R WAIT TREATMENT CLIMBING STAIRS
WAIT3	HOW LONG R WAIT TREATMENT DOING LESS WORK P
WAIT4	HOW LONG R WAIT TREATMENT LIMITED TYPES OF
WAIT5	HOW LONG R WAIT TREATMENT DOING LESS WORK E
WAIT6	HOW LONG R WAIT TREATMENT WORKING LESS CARE
WAIT7	HOW LONG R WAIT TREATMENT PAIN INTERFERE WI
WAIT8	HOW LONG R WAIT TREATMENT NOT CALM AND PEACE
WAIT9	HOW LONG R WAIT TREATMENT LACK OF ENERGY
WAIT10	HOW LONG R WAIT TREATMENT DOWNHEARTED AND B
WAIT11	HOW LONG R WAIT TREATMENT HEALTH INTERFERE
DOWNQOL	TREATMENT FOR DOWNHEARTEDNESS IMPROVE QUALITY OF LIFE
DOWNFAM	TREATMENT FOR DOWNHEARTEDNESS IMPROVE FAMILY
DOWNCURE	TREATMENT FOR DOWNHEARTEDNESS CURE CONDITION
DOWNRELY	TREATMENT FOR DOWNHEARTEDNESS RELY LESS ON
DOWNFEEL	TREATMENT FOR DOWNHEARTEDNESS IMPROVE FEELINGS
PAINQOL	TREATMENT FOR PAIN IMPROVE QUALITY OF LIFE
PAINFAM	TREATMENT FOR PAIN IMPROVE FAMILY RELATIONS
PAINCURE	TREATMENT FOR PAIN CURE CONDITION
PAINRELY	TREATMENT FOR PAIN RELY LESS ON OTHERS
PAINFEEL	TREATMENT FOR PAIN IMPROVE FEELING ABOUT SE
EMOTQOL	TREATMENT FOR EMOTION IMPROVE QUALITY OF LI
EMOTFAM	TREATMENT FOR EMOTION IMPROVE FAMILY RELATIONS
EMOTCURE	TREATMENT FOR EMOTION CURE CONDITION
EMOTRELY	TREATMENT FOR EMOTION RELY LESS ON OTHERS
EMOTFEEL	TREATMENT FOR EMOTION IMPROVE FEELING ABOUT
ETHIMP	IMPORTANCE OF ETHNIC GROUP TO R
ETHIGNOR	US HARMONY BY IGNORE ETHNIC DIFFERENCES
ETHNOFIT	ETH MINORITIES NEVER FIT IN AM MAINSTREAM
ETHTRADS	SOCIETY RECOGNIZE RIGHT OF ETHNIC TRADITIONS
ETHADAPT	MINORITIES MUST ADAPT TO AMERICAN CULTURE
FEELBLKS	HOW R FEELS TOWARDS AFRICAN AMERICANS
FEELASNS	HOW R FEELS TOWARDS ASIAN AMERICANS
FEELHSPS	HOW R FEELS TOWARDS HISPANICS
FEELWHTS	HOW R FEEL TOWARDS CAUCASIANS
ETHSAME	INDIVIDUAL OF SAME ETHNIC GROUP SIMILAR
ETHDIFF	ETHNIC GROUPS IN US DIFFERENT
WHTSDIFF	WHITES DIFFERENT FROM MINORITIES
DOCVIG	VIGNETTE ABOUT THE DOCTOR
REGDOC	R HAS REGULAR DOCTOR OR CLINIC
REGDOCYR	R HAS HAD DOCTOR FOR MORE THAN ONE YEAR
DOCASKME	R PREFERS DOC ASK OPINION
DOCDECID	R LEAVES DECISIONS UP TO DOCTOR
DOCRELY	R RELIES ON DOCTOR'S KNOWLEDGE

HLTHPLAN	R HAD MEDICARE OR MEDICAID
CHOSEDOC	R HAD ENOUGH CHOICES AMONG DOCS
INSRLMTS	RS INSURANCE PLAN HAS LIMITS
DIFFCARE	R HAD DIFFICULTY GETTING SPECIALTY CARE
FININC	R HEARD DOCS LIMIT USED OF EXP TESTS
FININC1	IMPORTANCE TO R TO BE TOLD ABOUT INCENTIVES
FININC2	BEST TIME TO BE TOLD ABOUT INCENTIVES
FININC3	BEST PERSON TO TELL ABOUT INCENTIVES
FININC4	R LIKELY TO ASK DOC ABOUT INCENTIVES
BELVEDOC	R BELIEVE WHAT DOCTOR SAID
DOCINFO	DOCTOR PROVIDED ENOUGH INFO
DOCNOMRI	R AGREE WITH DOC DECISION TO NOT ORDER MRI
DOCSAT	HOW SATISFIED R WITH OFFICE VISIT
DOCCOSTS	HOW R TRUST DOC PUT HEALTH ABOVE COSTS
DOCSWTCH	WOULD R SWITCH PHYSICIANS
INSRCHNG	WOULD R CHANGE INSURANCE PLANS
SECOPIN	WOULD R SEEK SECOND OPINION
WRKTYPE	WORK ARRANGEMENT AT MAIN JOB
YEARSJOB	TIME AT CURRENT JOB
WAYPAID	HOW PAID IN MAIN JOB
WRKSCHED	USUAL WORK SCHEDULE
MOREDAYS	DAYS PER MONTH R WORK EXTRA HOURS
MUSTWORK	MANDATORY TO WORK EXTRA HOURS
CHNGTME	HOW OFTEN R ALLOWED CHANGE SCHEDULE
WRKHOME	HOW OFTEN R WORKS AT HOME
WHYWKHME	USUAL REASON R WORK AT HOME
FAMWKOFF	HOW HARD TO TAKE TIME OFF
WKVSFAM	HOW OFTEN JOB INTERFERES FAM LIFE
FAMVSWK	HOW OFTEN FAM LIFE INTERFERE JOB
USETECH	HOW OFTEN R USE TECH
HRSRELAX	HOURS PER DAY R HAVE TO RELAX
SECONDWK	R HAS JOB OTHER THAN MAIN
LEARNNEW	JOB REQUIRES R TO LEARN NEW THINGS
WORKFAST	JOB REQUIRES R TO WORK FAST
WORKDIFF	R DOES NUMEROUS THINGS ON JOB
LOTOFSAY	R HAS LOT OF SAY IN JOB
WKTOPSAT	SATISFACTION COMES FROM WORK
OVERWORK	R HAS TOO MUCH WORK TO DO WELL
KNOWWHAT	R KNOWS WHAT'S EXPECTED ON JOB
MYSKILLS	JOB ALLOWS R USE OF SKILLS
RESPECT	R TREATED WITH RESPECT AT WORK
TRUSTMAN	R TRUST MANAGEMENT AT WORK
SAFETYWK	WORKER SAFETY PRIORITY AT WORK
SAFEFRST	NO SHORTCUTS ON WORKER SAFETY
TEAMSAFE	MGT AND EMPLOYEES WORK TOGETHER RE SAFETY
SAFEHLTH	SAFETY AND HEALTH CONDITION GOOD AT WORK
PROUDEMP	R PROUD TO WORK FOR EMPLOYER
PRODTIV	WORK CONDITIONS ALLOW PRODUCTIVITY
WKSMOOTH	WORKPLACE RUNS IN SMOOTH MANNER
TRDUNION	WORKERS NEED STRONG UNIONS
PARTTEAM	R WORK AS PART OF A TEAM
WKDECIDE	HOW OFTEN R TAKE PART IN DECISIONS
SETTHNGS	HOW OFTEN R SET WAY THINGS DONE
TOOFEWWK	HOW OFTEN NOT ENOUGH STAFF

PROMTEOK	RS CHANCES FOR PROMOTION GOOD
OPDEVEL	OPPORTUNITY TO DEVELOP MY ABILITIES
HLPEQUIP	ENOUGH HELP AND EQUIP TO GE THE JOB DONE
HAVEINFO	ENOUGH INFO TO GET THE JOB DONE
WKFREEDM	A LOT OF FREEDOM TO DECIDE HOW TO DO JOB
FRINGEOK	FRINGE BENEFITS ARE GOOD
SUPCARES	SUPERVISOR CONCERNED ABOUT WELFARE
CONDEMND	R FREE FROM CONFLICTING DEMANDS
PROMTEFR	PROMOTIONS ARE HANDLED FAIRLY
COWRKINT	COWORKERS TAKE A PERSONAL INTEREST IN R
JOBSECOK	THE JOB SECURITY IS GOOD
SUPHELP	SUPERVISOR HELPFUL TO R IN GETTING JOB DONE
WRKTIME	R HAS ENOUGH TIME TO GET THE JOB DONE
COWRKHLP	COWORKERS CAN BE RELIED ON WHEN R NEEDS HELP
TRAINOPS	R HAVE THE TRAINING OPPORTUNITIES
MANVSEMP	RELATIONS BW MANAGEMENT AND EMPLOYEES
HVYLIFT	R DO REPEATED LIFTING
HANDMOVE	R PERFORM FORCEFUL HAND MOVEMENTS
WKPRAISE	R IS LIKELY TO BE PRAISED BY SUPERVISOR
WKBONUS	R IS LIKELY TO GET A BONUS OR PAY INCREASE
FAIREARN	HOW FAIR IS WHAT R EARN ON THE JOB
RINCBLLS	INCOME ALONE IS ENOUGH
LAIIDOFF	R WAS LAID OFF MAIN JOB LAST YEAR
JOBFIND1	HOW EASY FOR R TO FIND A SAME JOB
TRYNEWJB	HOW LIKELY R MAKE EFFORT FOR NEW JOB NEXT YEAR
WKAGEISM	R FEELS DISCRIMINATED BECAUSE OF AGE
WKRACISM	R FEELS DISCRIMINATED BECAUSE OF RACE
WKSEXISM	R FEELS DISCRIMINATED BECAUSE OF GENDER
WKHARSEX	R SEXUALLY HARASSED ON THE JOB LAST 12 MONTHS
WKHAROTH	R THREATENED ON THE JOB LAST 12 MONTHS
HEALTH1	RS HEALTH IN GENERAL
PHYSHLTH	DAYS OF POOR PHYSICAL HEALTH PAST 30 DAYS
MNTLHLTH	DAYS OF POOR MENTAL HEALTH PAST 30 DAYS
HLTHDAYS	DAYS OF ACTIVITY LIMITATION PAST 30 DAYS
USEDUP	HOW OFTEN DURING PAST MONTH R FELT USED UP
BACKPAIN	R HAD BACK PAIN IN THE PAST 12 MONTHS
PAINARMS	R HAD PAIN IN THE ARMS IN THE PAST 12 MONTHS
HURTATWK	NUMBER OF INJURIES ON THE JOB PAST 12 MONTHS
SPVTRFAIR	SUPERVISOR IS FAIR
SUPRVSJB	DOES R SUPERVISE OTHERS AT WORK
STRREDPG	ACCESS TO STRESS MANAGEMENT
PHYEFFRT	RATE PHYSICAL EFFORT
SLPPRBLM	TROUBLE SLEEPING LAST 12 MONTHS
SATJOB1	JOB SATISFACTION IN GENERAL
KNOWSCHD	HOW FAR IN ADVANCE KNOW WORK SCHEDULE
USETECH	PERCENTAGE OF TIME USE TECH
STRESS12	STRESS MANAGEMENT PROGRAM LAST 12 MONTHS
HYPERTEN	TOLD HAVE HYPERTENSION OR HIGH BLOOD PRESSURE
ARTHRTIS	TOLD HAVE ARTHRITIS OR RHEUMATISM
DIABETES	TOLD HAVE DIABETES
DEPRESS	TOLD HAVE DEPRESSION
WEIGHT	R WEIGHS HOW MUCH
HEIGHT	R IS HOW TALL
NTWKHARD	PAST WEEK NOT WORK HARD ENOUGH

MISSWORK	MISS WORK FOR HEALTH PAST 30 DAYS
WORKFOR1	R WORK FOR WHOM
OWNSTOCK	R HAS STOCK IN RS COMPANY
STOCKVAL	TOTAL DOLLAR VALUE OF RS STOCK
STOCKOPS	R HOLD ANY STOCK OPTIONS OF RS COMPANY
EXTRAPAY	ELIGIBLE FOR PERFORMANCE BASED PAY
COMPPERF	SIZE OF PERF BASED PAY DEPEND ON PROFITS
DEPTPERF	SIZE OF PERF BASED PAY DEPEND ON WORKGROUP
INDPERF	SIZE OF PERF BASED PAY DEPEND ON INDIVIDUAL
EXTR2001	DID R RECEIVE PERF BASED PAYMENT IN 2001
EXTRAVAL	TOTAL DOLLAR VALUE OF PAY IN PREVIOUS YEAR
EXTRAYR	YEAR OF THE MOST RECENT PERF BASED PAYMENTS
YEARVAL	TOTAL DOLLAR VALUE OF PAYMENTS IN THAT YEAR
SEECOWRK	HOW EASY TO SEE WHETHER CO-WORKERS WORKING
COWRKHRD	HOW HARD TO SAY HOW PEOPLE WORK AT WORKPLACE
TALKEMP	HOW LIKELY TO TALK DIRECTLY IF COWORKER NOT WORK
TALKSUP	HOW LIKELY TO SPEAK SUPERVISOR IF COWORKER NOT W
DONOTHNG	HOW LIKELY TO DO NOTHING IF COWORKER NOT WORKING
LASTWKMO	WHAT MONTH WERE YOU LAST WORKING
LASTWKYR	WHAT YEAR WERE YOU LAST WORKING
EMPATHY1	R HAVE TENDER FEELING FOR PEOPLE LESS FORTUNATE
EMPATHY2	R DOES NOT FEEL VERY SORRY FOR PEOPLE HAVING PRO
EMPATHY3	R FEELS PROTECTIVE TOWARDS PEOPLE TAKEN ADVANTAGE
EMPATHY4	OTHERS MISFORTUNES DO NOT DISTURB R
EMPATHY5	R DOES NOT FEEL PITY FOR SOMEONE TREATED UNFAIR
EMPATHY6	R OFTEN QUITE TOUCHED BY THINGS
EMPATHY7	R DESCRIBES ONESELF AS A SOFT-HEARTED PERSON
GIVBLOOD	R DONATED BLOOD DURING THE PAST 12 MONTHS
GIVHMLSS	R HAS GIVEN FOOD OR MONEY TO A HOMELESS PERSON
RETCHNGE	R RETURNED MONEY AFTER GETTING TOO MUCH CHANGE
CUTAHEAD	R ALLOWED A STRANGER TO GO AHEAD OF YOU IN LINE
VOLCHRTY	R DONE VOLUNTEER WORK FOR A CHARITY
GIVCHRTY	R HAS GIVEN MONEY TO A CHARITY
GIVSEAT	R OFFERED SEAT TO A STRANGER DURING PAST 12 MONTHS
HELPAWAY	R LOOKED AFTER PLANT OR PET OF OTHERS WHILE AWAY
CARRIED	R CARRIED A STRANGER'S BELONGINGS
DIRECTNS	R HAS GIVEN DIRECTIONS TO A STRANGER
LOANITEM	R HAS LET SOMEONE BORROW A ITEM OF SOME VALUE
SELFLESS	R FEELS LIKE A SELFLESS CARING FOR OTHERS
ACCPTOTH	R ACCEPT OTHERS EVEN WHEN THEY DO THINGS WRONG
OTHSHELP	PEOPLE SHOULD HELP LESS FORTUNATE OTHERS
CARESELF	THOSE IN NEED HAVE TO TAKE CARE OF THEMSELVES
PEOPTRBL	ASSISTING PEOPLE IN TROUBLE IS VERY IMPORTANT
SELFFRST	PEOPLE NEED NOT OVERLY WORRY ABOUT OTHERS
VOLMONTH	VOLUNTEER IN LAST MONTH
VALGIVEN	TOTAL DONATIONS PAST YEAR R AND IMMEDIATE FAMILY
FININD	YOUNG SHOULD BE FINANCIALLY INDEPENDENT
FININD1	AGED SHOULD BE FINANCIALLY INDEPENDENT
OWNHH	YOUNG SHOULD NOT LIVE WITH PARENTS
OWNHH1	AGED SHOULD STOP LIVING WITH PARENTS
EDDONE	YOUNG SHOULD COMPLETE FORMAL SCHOOLING
EDDONE1	AGED SHOULD COMPLETE FORMAL SCHOOLING
FTWORK	YOUNG SHOULD BE EMPLOYED FULL-TIME
FTWORK1	AGED SHOULD BE EMPLOYED FULL-TIME

SUPFAM	YOUNG SHOULD BE ABLE TO SUPPORT FAMILY
SUPFAM1	AGED SHOULD BE ABLE TO SUPPORT FAMILY
HAVCHLD	YOUNG SHOULD HAVE CHILD
HAVCHLD1	AGED SHOULD HAVE CHILD
GETMAR	YOUNG SHOULD GET MARRIED
GETMAR1	AGED SHOULD GET MARRIED
BOYCOTT	HAVE EVER BOYCOTTED A PRODUCT PAST 5 YEARS
SIGNPET	HAVE EVER SIGNED A PETITION PAST 5 YEARS
PROTEST	HAVE EVER JOINED A PROTEST RALLY PAST 5 YEARS
CONOFFCL	HAVE EVER CONTACTED AN ELECTED OFFICIAL
GIVCHNG	HAVE GIVEN MONEY TO GROUP ADVOCATING SOCIAL CHANGE
HLPNEEDY	HAVE EVER CONTRIBUTED TIME TO HELP THE NEEDY
PARTTHON	HAVE PARTICIPATED IN A WALKATHON OVER PAST 5 YEARS
CHLDVIG	VIGNETTE ASKED
CHLDPRB	WHAT R THINK MAY BE WRONG WITH A NAMED YOUTH
CHLDPROB	HOW SERIOUS R CONSIDER HIS OR HER PROBLEM
CHLDHLP	WHAT SHOULD BE DONE TO HELP A NAMED YOUTH
BADCHAR	SITUATION CAUSED BY OWN BAD CHARACTER
CHEMBAL	SITUATION BY A CHEMICAL IMBALANCE IN THE BRAIN
STRESSFL	SITUATION CAUSED BY STRESSFUL CIRCUMSTANCES
GENEPROB	SITUATION CAUSED BY A GENETIC OR INHERITED PROBLEM
RAISED	SITUATION CAUSED BY THE WAY HE OR SHE WAS RAISED
VIOLTV	SITUATION CAUSED BY WATCHING VIOLENT TV
DISCIPLN	SITUATION CAUSED BY LACKING DISCIPLINE IN THE
ALLERGIC	SITUATION CAUSED BY FOOD OR CHEMICAL ALLERGIES
BETTROWN	SITUATION WILL IMPROVE ON ITS OWN
IMPRVDIS	SITUATION WILL IMPROVE WITH STRICT DISCIPLINE
IMPRVEAT	SITUATION WILL IMPROVE WITH SOME CHANGES IN DIET
IMPRVMED	SITUATION WILL IMPROVE WITH MEDICAL TREATMENT
NEXTDOOR	HOW WILLING R MOVE NEXT DOOR TO CHILD'S FAMILY
SPENDEVE	HOW WILLING R SPEND EVENING WITH CHILD'S FAMILY
CHLDFRND	HOW WILLING R HAVE CHILDREN MAKE FRIENDS WITH CH
CHLDSCH	HOW WILLING R HAVE CHILD IN SAME CLASS OF RS CH
ADFAM	WOULD R GET ADVICE FROM FAMILY IF CHILD WAS RS
ADFAMMED	WOULD R HAVE CHILD BE ON MEDICATION BY FAM ADVICE
ADTCH	WOULD R GET ADVICE FROM TEACHERS CHILD IF WAS RS
ADTCHMED	WOULD HAVE CHILD BE ON MED BY TEACHERS ADVICE
ADDOC	WOULD GO TO A MEDICAL DOCTOR IF HE WAS RS CHILD
ADDOCMED	WOULD HAVE CHILD BE ON MED BY DOCS ADVICE
ADCOU	WOULD R GO TO COUNSELOR IF CHILD WAS RS
ADCOUMED	WOULD R HAVE CHILD ON MED BY COUNSELORS ADVICE
ADPSY	WOULD R GO TO A PSYCHIATRIST IF CHILD WAS RS
ADPSYMED	WOULD R HAVE CHILD ON MED BY PSYCHIATRISTS AD
ADHOS	WOULD R CHECK CHILD INTO A HOSPITAL IF WAS RS
ADHOSMED	WOULD R HAVE CHILD BE ON MED BY HOSPITAL STAFF
FORCEDOC	SHOULD CHILD BE FORCED BY LAW TO BE TREATED BY DOC
FORCEMED	SHOULD CHILD BE FORCED BY LAW TO TAKE A PRESCRIPTION
FORCEHOS	SHOULD CHILD BE FORCED BY LAW TO ADMIT TO A HOSP
GRWINGUP	IS CHILD EXPERIENCING NORMAL UPS AND DOWNS
MNTLILL	IS CHILD EXPERIENCING A MENTAL ILLNESS
ILLPHYS	IS CHILD EXPERIENCING A PHYSICAL ILLNESS
VIOLPEOP	WOULD CHILD DO SOMETHING VIOLENT TOWARD OTHER
VIOLSELF	WOULD CHILD DO SOMETHING VIOLENT TO OWN SELF
OUTSIDER	GETTING MENTAL HEALTH TREATMENT MAKE CHILD AN

SUFADULT	WOULD CHILD SUFFER AS ADULT IF OTHER LEARN
COMKNOWS	PEOPLE IN COMMUNITY STILL KNOW WHO HAD MENTAL
FAILURE	MENTAL TREATMENT FOR CHILD MAKE PARENT FEEL LIKE
OVRMEDKD	DOCS ARE OVER MEDICATING CHILD WITH COMMON PROBLEM
MEDKDNEG	MEDICATING CHILD WILL HAVE LONG TERM NEGATIVE
PUTSOFF	PSYCHIATRIC MED ONLY PUT OFF DEALING WITH PROBLEM
TRBLLAW	CHILD WITH MED GET INTO LESS TROUBLE WITH THE
MEDSAVTX	GOVT PROGRAMS FOR MENTAL HEALTH TREATMENT WILL
ZOMBIES	MED FOR BEHAVIOR PROBLEMS TURN KIDS INTO ZOMBIES
PRYNTFAM	MED JUST PREVENT FAMILY FROM WORKING OUT PROBLEM
ADHDKNOW	WHAT DOES R KNOW ABOUT ADHD
ADHDKNW	WHAT DOES R KNOW ABOUT ADHD (VERBATIM)
ADHDREAL	IS ADHD A REAL DISEASE
ADHDCON	CHILDREN SHOULD BE GIVEN COUNSELING FOR ADHD
ADHDMED	CHILDREN SHOULD BE GIVEN MEDICATION TO TREAT ADHD
MNTLREL	EFFECT OF MENTAL HEALTH PROBLEM ON RELATION WITH
MEDSYMPS	MED FOR MENTAL HEALTH PROBLEM HELP PEOPLE
MEDADDCT	MED FOR MENTAL HEALTH PROBLEM ARE ADDICTIVE
MEDWEAK	TAKING MEDICATIONS IS A SIGN OF WEAKNESS
MEDUNACC	MED FOR MENTAL HEALTH PROBLEM OFTEN HAVE SIDE OF
SOLVEOWN	R WOULD SOLVE PROBLEM ON ONES OWN OR GET ADVICE
DOC15A	DOCTOR NOT REALLY CARE ME AS A PERSON
DOC16A	DOCTORS JUDGMENT TRUSTED
DOC18A	DOCTOR PUT MEDICAL NEEDS ABOVE ALL OTHER
DOC19A	DOCTOR A REAL EXPERT IN TAKING CARE PROBLEM
DOC20A	DOCTOR TELL ME IF A MISTAKE WAS MADE
CANINF1	WOULD USE SEARCH ENGINE FOR INFORMATION ON CANDIDATE
CANINF2	WOULD USE CATEGORY DIRECTORY INFORMATION ON CAN
CANINF3	WOULD USE BOOKMARK FOR INFORMATION ON CANDIDATE
CANINF4	WOULD GUESS OR TYPE SITE NAME FOR INFORMATION O
CANINF5	WOULD SEEK ADVICE FOR INFORMATION ON CANDIDATE
CANINF6	WOULD USE CHAT GROUP FOR INFORMATION ON CANDIDA
CANINF7	WOULD GO TO CANDIDATE SITE FOR INFORMATION ON C
CANINF8	WOULD GO TO POLITICS SITE FOR INFORMATION ON CA
CANINF9	WOULD GO TO NEWS SITE FOR INFORMATION ON CANDID
CANINF10	WOULD GO TO PORTAL SITE FOR INFORMATION ON CANDIDATE
CANINF11	WOULD GO TO GOVT SITE FOR INFORMATION ON CANDID
CANINF12	WOULD REFUSE TO ANSWER NOT SURE DON'T KNOW
CANINF13	DOES R MENTIONED ANY SPECIFIC URL?
CANINF14	FIRST SITE MENTIONED
DIFSTAND	SOME PPL HOLD STANDARD IN WORKPLACE THAT OTHERS DON'T
RPTPROBS	PPL FEEL FREE TO REPORT PROBLEMS IN WORKPLACE
OTHCREDT	OTHER PEOPLE TAKE CREDIT FOR RS WORK OR IDEAS
PUTDOWN	PPL AT WORK TREAT R IN A MANNER PUTTING R DOWN
LACKINFO	PPL AT WORK FAIL TO GIVE R NECESSARY INFO
PERSPACE	PPL AT WORK GET IN RS PERSONAL SPACE TO INTIMIDATE
PHYSHARM	R HAVE BEEN THREATENED WITH PHYSICAL HARM AT WORK
ACTUPSET	PPL AT WORK THROW THINGS WHEN UPSET WITH R
SHOUT	PPL AT WORK SHOUT AT R IN HOSTILE MANNER
HOTARGUS	HEATED ARGUMENTS OCCUR IN WORKPLACE
RELIEDON	PPL AT WORK CAN BE RELIED ON WHEN NEEDS HELP
GDJOBSEC	JOB SECURITY IS GOOD
TREATRES	PEOPLE ARE TREATED WITH RESPECT
LOOKAWAY	PPL LOOK THE OTHER WAY WHEN OTHERS ARE THREATENED

SKIPWORK	HOW OFTEN R STAYED AT HOME OR LEAVE WORK EARLY
NUMEMPS	NUMBER OF EMPLOYEE FOR THE SELF-EMPLOYED
IGNORWK	FEEL IGNORED AT WORK
RUMORWK	RUMORS OR GOSSIP ABOUT R AT WORK
JOKESWK	TARGET OF DEROGATORY COMMENTS OR JOKES AT WORK
EHARASWK	HARASSED ELECTRONICALLY AT WORK
RUDEWK	TREATED RUDELY AT WORK
LIEDCWKR	LIED TO AT WORK
DENYRAIS	DENIED RAISE WITHOUT REASON AT WORK
WKBHVRS	EMPLOYEE DOING THESE THINGS AT WORK TO R
WKRSPNS	RESPONSE TO MISBEHAVIOR FROM COWORKERS
NATBORN	WHAT COUNTRY R WERE BORN IN
BORNHOME	WHAT KIND OF HOUSE RS FAMILY LIVED AT BIRTH
TRAVELUS	TRANSPORTATION R TOOK WHEN TRAVELLING TO US
IMMSTATS	RS CURRENT IMMIGRATION STATUS RIGHT NOW
RUNDRSTD	DID R APPEAR TO UNDERSTAND 3-BOX ANSWER FORMAT
ROBJECT	DID R OBJECT TO OR DELAY ANSWERING CARD C4
GENEVIG1	VIGNETTE NUMBER USED
GENEVIG2	VIGNETTE ORDER USED
GENENVO1	GENE OR LEARNING?
GENENVO2	GENE OR LEARNING?
GENENVO3	GENE OR LEARNING?
GENENVO4	GENE OR LEARNING?
SATSELF	ON THE WHOLE I AM SATISFIED WITH MYSELF
AFAILURE	I AM INCLINED TO FEEL I AM A FAILURE
SLFRSPCT	I WISH I COULD HAVE MORE RESPECT FOR MYSELF
OFWORTH	I AM A PERSON OF WORTH AT LEAST EQUAL TO OTHERS
NOGOOD	AT TIMES I THINK I AM NO GOOD AT ALL
OPTIMIST	I AM ALWAYS OPTIMISTIC ABOUT MY FUTURE
PESSIMST	I HARDLY EVER EXPECT THINGS TO GO MY WAY
NOTCOUNT	I RARELY COUNT ON GOOD THINGS HAPPENING TO ME
MOREGOOD	I EXPECT MORE GOOD THINGS TO HAPPEN TO ME THAN BAD
OWNDOING	DEGREE OF INFLUENCE OVER WHAT HAPPENS TO ME
GENEEXPS	GENES OR EXPERIENCES IN DETERMINING PERSONALITY
DEPNDBL	R IS A DEPENDABLE PERSON
SADBLUE	R IS A PERSON WHO FEELS SAD AND BLUE
ATHLETIC	R IS AN ATHLETIC PERSON
KINDPERS	R IS A KIND PERSON
SELFISH	R IS A SELFISH PERSON
INTRWGHT	INTERVIEW ASSESSMENT OF RS WEIGHT
AGAPE1	WOULD SUFFER THAN LET THE ONE R LOVE SUFFER
AGAPE2	NOT HAPPY UNLESS THE ONE S HAPPINESS IS BEFORE R
AGAPE3	WILLING TO SACRIFICE WISH TO LET THE ONE ACHIEVE
AGAPE4	WOULD ENDURE ALL THINGS FOR THE ONE R LOVE
HGUNLAW	SHOULD BE MORE RESTRICTIONS ON HANDGUN
HGUNCRIM	MORE RESTRICTIONS ON HANDGUN DECREASE CRIME
CRIMUP	WHAT IF MORE RESTRICTIONS INCREASE CRIME
CRIMDOWN	WHAT IF MORE RESTRICTIONS REDUCE CRIME
NUMRELEX	NUMBER OF REAL EXPERIENCE THAT CHANGED RS LIFE
AGERELEX	AGE OF R AT RELIGIOUS EXPERIENCE
CHNGREL	R CHANGED RELIGION BECAUSE OF EXPERIENCE
NUMRBORN	HOW MANY BORN-AGAIN EXPERIENCE R HAD
AGERBORN	AGE OF R AT BORN-AGAIN EXPERIENCE
CHNGRBRN	R CHANGED RELIGION BECAUSE OF EXPERIENCE

ENTITY	ENTITY MENTIONS IN RELIGIOUS CHANGE
EXPCHNG1	CAUSE OF RELIGIOUS CHANGE1
EXPCHNG2	CAUSE OF RELIGIOUS CHANGE2
EXPCHNG3	CAUSE OF RELIGIOUS CHANGE3
WHYCHNG1	RELIGIOUS CHANGE EXPERIENCE1
WHYCHNG2	RELIGIOUS CHANGE EXPERIENCE2
WHYCHNG3	RELIGIOUS CHANGE EXPERIENCE3
CHANGED1	LIFE CHANGES FROM RELIGIOUS CHANGE1
CHANGED2	LIFE CHANGES FROM RELIGIOUS CHANGE2
CHANGED3	LIFE CHANGES FROM RELIGIOUS CHANGE3
RELALT1	REL CHANGE ALTERED RS OUTLOOK ON LIFE
RELALT2	REL CHANGE MADE R SENSE LIFE WAS MEANINGFUL
RELALT3	REL CHANGE CHANGED GOALS IN LIFE
RELALT4	REL CHANGE POSITIVELY AFFECTED RELATION WITH OTHERS
RELALT5	REL CHANGE CHANGED DAY TO DAY ACTIVITIES
RELALT6	REL CHANGE CHANGED LIFE OVERALL
ALLOFLFE	EXPERIENCE CONNECTION TO ALL OF LIFE
JOYLIFTS	FEEL JOY DURING WORSHIP
RELSVRT1	FIND STRENGTH RELIGION OR SPIRITUALITY
RELSVRT2	FIND COMFORT IN RELIGION OR SPIRITUALITY
GODHELP	ASK FOR GODS HELP IN DAILY ACTIVITIES
GODGUIDE	FEEL GUIDED BY GOD IN DAILY ACTIVITIES
GODLVDIR	FEEL GODS LOVE FOR R DIRECTLY
GODLVOTH	FEEL GODS LOVE FOR ME THROUGH OTHERS
BLESSNGS	FEEL THANKFUL FOR RS BLESSINGS
CLOSRGOD	DESIRE TO BE CLOSER TO GOD
GODCLOSE	HOW CLOSE TO GOD
IDOLS	CATHOLICS ARE IDOLS
ROSARIES	CATHOLIC ROSARIES ARE SUPERSTITIOUS
NOTTHINK	CATHOLICS ARE NOT PERMITTED TO THINK
EVDRINK	EVER DRANK ANY ALCOHOLIC BEVERAGE
DRINKYR	HOW REGULARLY R DRINK OVER LAST 12 MONTHS
DRINKDAY	HOW MANY DRINKS R HAVE ON A DAY WHEN DRINKING
DRINK6UP	HOW OFTEN R HAS 6 OR MORE DRINKS IN A DAY
DRINKMAX	LARGEST NUMBER OF DRINKS IN A DAY LAST 12 MONTHS
DRINK12	HOW OFTEN AT LEAST 12 BUT LESS THAN 20 DRINKS
DRINK8	HOW OFTEN AT LEAST 8 BUT LESS THAN 12 DRINKS
DRINK5	HOW OFTEN AT LEAST 5 BUT LESS THAN 8 DRINKS
DRINK3	HOW OFTEN AT LEAST 3 BUT LESS THAN 5 DRINKS
DRINK1	HOW OFTEN AT LEAST 1 BUT LESS THAN 3 DRINKS
DRINKMIN	HOW OFTEN AT LEAST A SIP BUT LESS THAN ONE FULL DRINK
CHURCHTX	MEMBERSHIP IN CHURCH-RELATED GROUPS
INFRMGRP	ANY ACTIVITIES WITH THE SAME GROUP OF PPL REGULARLY
TYPFRAT	R BELONGS TO MORE THAN ONE FRATERNAL GROUPS
TYPSERV	R BELONGS TO MORE THAN ONE SERVICE CLUBS
TYPVET	R BELONGS TO MORE THAN ONE VETERANS GROUPS
TYPPOLIT	R BELONGS TO MORE THAN ONE POLITICAL CLUBS
TYPUNION	R BELONGS TO MORE THAN ONE LABOR UNIONS
TYPSPORT	R BELONGS TO MORE THAN ONE SPORTS GROUPS
TYPYOUTH	R BELONGS TO MORE THAN ONE YOUTH GROUPS
TYPSCHL	R BELONGS TO MORE THAN ONE SCHOOL SERVICE GROUPS
TYPHOBBY	R BELONGS TO MORE THAN ONE HOBBY CLUBS
TYPGREEK	R BELONGS TO MORE THAN ONE SCHOOL FRATERNITIES
TYPNAT	R BELONGS TO MORE THAN ONE NATIONALITY GROUPS

TYPFARM	R BELONGS TO MORE THAN ONE FARM ORGANIZATIONS
TYPLIT	R BELONGS TO MORE THAN ONE LITERARY GROUPS
TYPPROF	R BELONGS TO MORE THAN ONE PROFESSIONAL SOCIETIES
TYPCHURH	R BELONGS TO MORE THAN ONE CHURCH AFFILIATE GROUPS
TYPOTHER	R BELONGS TO MORE THAN ONE OTHER GROUPS
TYPINFRM	R BELONGS TO MORE THAN ONE INFORMAL GROUPS
NUMFRAT	HOW MANY R BELONGS TO FRATERNAL GROUPS
NUMSERV	HOW MANY R BELONGS TO SERVICE CLUBS
NUMVET	HOW MANY R BELONGS TO VETERANS GROUPS
NUMPOLIT	HOW MANY R BELONGS TO POLITICAL CLUBS
NUMUNION	HOW MANY R BELONGS TO LABOR UNIONS
NUMSPORT	HOW MANY R BELONGS TO SPORTS GROUPS
NUMYOUTH	HOW MANY R BELONGS TO YOUTH GROUPS
NUMSCHL	HOW MANY R BELONGS TO SCHOOL SERVICE GROUPS
NUMHOBBY	HOW MANY R BELONGS TO HOBBY CLUBS
NUMGREEK	HOW MANY R BELONGS TO SCHOOL FRATERNITIES
NUMNAT	HOW MANY R BELONGS TO NATIONALITY GROUPS
NUMFARM	HOW MANY R BELONGS TO FARM ORGANIZATIONS
NUMLIT	HOW MANY R BELONGS TO LITERARY GROUPS
NUMPROF	HOW MANY R BELONGS TO PROFESSIONAL SOCIETIES
NUMCHURH	HOW MANY R BELONGS TO CHURCH AFFILIATE GROUPS
NUMOTHER	HOW MANY R BELONGS TO OTHER GROUPS
NUMINFRM	HOW MANY R BELONGS TO INFORMAL GROUPS
YRFRAT1	HOW MANY YRS R BEEN A MEMBER OF FRATERNAL GROUPS1
YRFRAT2	HOW MANY YRS R BEEN A MEMBER OF FRATERNAL GROUPS2
YRFRAT3	HOW MANY YRS R BEEN A MEMBER OF FRATERNAL GROUPS3
YRFRAT4	HOW MANY YRS R BEEN A MEMBER OF FRATERNAL GROUPS4
YRSERV1	HOW MANY YEARS R BEEN A MEMBER OF SERVICE CLUB1
YRSERV2	HOW MANY YEARS R BEEN A MEMBER OF SERVICE CLUB2
YRSERV3	HOW MANY YEARS R BEEN A MEMBER OF SERVICE CLUB3
YRSERV4	HOW MANY YEARS R BEEN A MEMBER OF SERVICE CLUB4
YRSERV5	HOW MANY YEARS R BEEN A MEMBER OF SERVICE CLUB5
YRSERV6	HOW MANY YEARS R BEEN A MEMBER OF SERVICE CLUB6
YRSERV7	HOW MANY YEARS R BEEN A MEMBER OF SERVICE CLUB7
YRSERV8	HOW MANY YEARS R BEEN A MEMBER OF SERVICE CLUB8
YRVET1	HOW MANY YEARS R BEEN A MEMBER OF VETERAN GROUPS1
YRVET2	HOW MANY YEARS R BEEN A MEMBER OF VETERAN GROUPS2
YRVET3	HOW MANY YEARS R BEEN A MEMBER OF VETERAN GROUPS3
YRVET4	HOW MANY YEARS R BEEN A MEMBER OF VETERAN GROUPS4
YRVET5	HOW MANY YEARS R BEEN A MEMBER OF VETERAN GROUPS5
YRPOLIT1	HOW MANY YEARS R BEEN A MEMBER OF POLITICAL CLUB1
YRPOLIT2	HOW MANY YEARS R BEEN A MEMBER OF POLITICAL CLUB2
YRPOLIT3	HOW MANY YEARS R BEEN A MEMBER OF POLITICAL CLUB3
YRUNION1	HOW MANY YEARS R BORN A MEMBER OF LABOR UNION1
YRUNION2	HOW MANY YEARS R BORN A MEMBER OF LABOR UNION2
YRUNION3	HOW MANY YEARS R BORN A MEMBER OF LABOR UNION3
YRUNION4	HOW MANY YEARS R BORN A MEMBER OF LABOR UNION4
YRSPORT1	HOW MANY YEARS R BORN A MEMBER OF SPORTS GROUPS1
YRSPORT2	HOW MANY YEARS R BORN A MEMBER OF SPORTS GROUPS2
YRSPORT3	HOW MANY YEARS R BORN A MEMBER OF SPORTS GROUPS3
YRSPORT4	HOW MANY YEARS R BORN A MEMBER OF SPORTS GROUPS4
YRSPORT5	HOW MANY YEARS R BORN A MEMBER OF SPORTS GROUPS5
YRSPORT6	HOW MANY YEARS R BORN A MEMBER OF SPORTS GROUPS6
YRYOUTH1	HOW MANY YEARS R BORN A MEMBER OF YOUTH GROUPS1

YRYOUTH2 HOW MANY YEARS R BORN A MEMBER OF YOUTH GROUPS2
 YRYOUTH3 HOW MANY YEARS R BORN A MEMBER OF YOUTH GROUPS3
 YRYOUTH4 HOW MANY YEARS R BORN A MEMBER OF YOUTH GROUPS4
 YRYOUTH5 HOW MANY YEARS R BORN A MEMBER OF YOUTH GROUPS5
 YRSCHL1 HOW MANY YEARS R BORN A MEMBER OF SCHOOL SERVICE GROUP1
 YRSCHL2 HOW MANY YEARS R BORN A MEMBER OF SCHOOL SERVICE GROUP2
 YRSCHL3 HOW MANY YEARS R BORN A MEMBER OF SCHOOL SERVICE GROUP3
 YRSCHL4 HOW MANY YEARS R BORN A MEMBER OF SCHOOL SERVICE GROUP4
 YRHOBBY1 HOW MANY YEARS R BORN A MEMBER OF HOBBY CLUB1
 YRHOBBY2 HOW MANY YEARS R BORN A MEMBER OF HOBBY CLUB1
 YRHOBBY3 HOW MANY YEARS R BORN A MEMBER OF HOBBY CLUB1
 YRGREEK1 HOW MANY YEARS R BORN A MEMBER OF SCHOOL FRATERNITY1
 YRGREEK2 HOW MANY YEARS R BORN A MEMBER OF SCHOOL FRATERNITY2
 YRGREEK3 HOW MANY YEARS R BORN A MEMBER OF SCHOOL FRATERNITY3
 YRNAT1 HOW MANY YEARS R BORN A MEMBER OF NATIONAL GROUP1
 YRNAT2 HOW MANY YEARS R BORN A MEMBER OF NATIONAL GROUP2
 YRNAT3 HOW MANY YEARS R BORN A MEMBER OF NATIONAL GROUP3
 YRFARM1 HOW MANY YEARS R BORN A MEMBER OF FARM ORGANIZATION1
 YRFARM2 HOW MANY YEARS R BORN A MEMBER OF FARM ORGANIZATION2
 YRFARM3 HOW MANY YEARS R BORN A MEMBER OF FARM ORGANIZATION3
 YRLIT1 HOW MANY YEARS R BORN A MEMBER OF LITERARY GROUP1
 YRLIT2 HOW MANY YEARS R BORN A MEMBER OF LITERARY GROUP2
 YRLIT3 HOW MANY YEARS R BORN A MEMBER OF LITERARY GROUP3
 YRLIT4 HOW MANY YEARS R BORN A MEMBER OF LITERARY GROUP4
 YRPROF1 HOW MANY YEARS R BORN A MEMBER OF PROFESSIONAL SOCIETY1
 YRPROF2 HOW MANY YEARS R BORN A MEMBER OF PROFESSIONAL SOCIETY2
 YRPROF3 HOW MANY YEARS R BORN A MEMBER OF PROFESSIONAL SOCIETY3
 YRPROF4 HOW MANY YEARS R BORN A MEMBER OF PROFESSIONAL SOCIETY4
 YRPROF5 HOW MANY YEARS R BORN A MEMBER OF PROFESSIONAL SOCIETY5
 YRPROF6 HOW MANY YEARS R BORN A MEMBER OF PROFESSIONAL SOCIETY6
 YRCHURH1 HOW MANY YEARS R BORN A MEMBER OF CHURCH GROUP1
 YRCHURH2 HOW MANY YEARS R BORN A MEMBER OF CHURCH GROUP2
 YRCHURH3 HOW MANY YEARS R BORN A MEMBER OF CHURCH GROUP3
 YRCHURH4 HOW MANY YEARS R BORN A MEMBER OF CHURCH GROUP4
 YRCHURH5 HOW MANY YEARS R BORN A MEMBER OF CHURCH GROUP5
 YRCHURH6 HOW MANY YEARS R BORN A MEMBER OF CHURCH GROUP6
 YROTHER1 HOW MANY YEARS R BORN A MEMBER OF OTHER GROUP1
 YROTHER2 HOW MANY YEARS R BORN A MEMBER OF OTHER GROUP2
 YROTHER3 HOW MANY YEARS R BORN A MEMBER OF OTHER GROUP3
 YROTHER4 HOW MANY YEARS R BORN A MEMBER OF OTHER GROUP4
 YROTHER5 HOW MANY YEARS R BORN A MEMBER OF OTHER GROUP5
 YRINFRM1 HOW MANY YEARS R BORN A MEMBER OF INFORMAL GROUP1
 YRINFRM2 HOW MANY YEARS R BORN A MEMBER OF INFORMAL GROUP2
 YRINFRM3 HOW MANY YEARS R BORN A MEMBER OF INFORMAL GROUP3
 YRINFRM4 HOW MANY YEARS R BORN A MEMBER OF INFORMAL GROUP4
 YRINFRM5 HOW MANY YEARS R BORN A MEMBER OF INFORMAL GROUP5
 MTFRAT1 HOW MANY YEARS R BORN A MEMBER OF FRATERNITY GROUP1
 MTFRAT2 HOW MANY YEARS R BORN A MEMBER OF FRATERNITY GROUP2
 MTFRAT3 HOW MANY YEARS R BORN A MEMBER OF FRATERNITY GROUP3
 MTFRAT4 HOW MANY YEARS R BORN A MEMBER OF FRATERNITY GROUP4
 MTSERV1 SERVICE CLUB1 MEETS IN THIS AREA
 MTSERV2 SERVICE CLUB2 MEETS IN THIS AREA
 MTSERV3 SERVICE CLUB3 MEETS IN THIS AREA
 MTSERV4 SERVICE CLUB4 MEETS IN THIS AREA

MTSERV5 SERVICE CLUB5 MEETS IN THIS AREA
MTSERV6 SERVICE CLUB6 MEETS IN THIS AREA
MTSERV7 SERVICE CLUB7 MEETS IN THIS AREA
MTSERV8 SERVICE CLUB8 MEETS IN THIS AREA
MTVET1 VETERAN GROUP1 MEETS IN THIS AREA
MTVET2 VETERAN GROUP2 MEETS IN THIS AREA
MTVET3 VETERAN GROUP3 MEETS IN THIS AREA
MTVET4 VETERAN GROUP4 MEETS IN THIS AREA
MTVET5 VETERAN GROUP5 MEETS IN THIS AREA
MTPOLIT1 POLITICAL CLUB1 MEETS IN THIS AREA
MTPOLIT2 POLITICAL CLUB2 MEETS IN THIS AREA
MTPOLIT3 POLITICAL CLUB3 MEETS IN THIS AREA
MTUNION1 LABOR UNION1 MEETS IN THIS AREA
MTUNION2 LABOR UNION2 MEETS IN THIS AREA
MTUNION3 LABOR UNION3 MEETS IN THIS AREA
MTUNION4 LABOR UNION4 MEETS IN THIS AREA
MTSPORT1 SPORT CLUB1 MEETS IN THIS AREA
MTSPORT2 SPORT CLUB2 MEETS IN THIS AREA
MTSPORT3 SPORT CLUB3 MEETS IN THIS AREA
MTSPORT4 SPORT CLUB4 MEETS IN THIS AREA
MTSPORT5 SPORT CLUB5 MEETS IN THIS AREA
MTSPORT6 SPORT CLUB6 MEETS IN THIS AREA
MTYOUTH1 YOUTH GROUP1 MEETS IN THIS AREA
MTYOUTH2 YOUTH GROUP2 MEETS IN THIS AREA
MTYOUTH3 YOUTH GROUP3 MEETS IN THIS AREA
MTYOUTH4 YOUTH GROUP4 MEETS IN THIS AREA
MTYOUTH5 YOUTH GROUP5 MEETS IN THIS AREA
MTSCHL1 SCHOOL SERVICE GROUP1 MEETS IN THIS AREA
MTSCHL2 SCHOOL SERVICE GROUP2 MEETS IN THIS AREA
MTSCHL3 SCHOOL SERVICE GROUP3 MEETS IN THIS AREA
MTSCHL4 SCHOOL SERVICE GROUP4 MEETS IN THIS AREA
MTHOBBY1 HOBBY CLUB1 MEETS IN THIS AREA
MTHOBBY2 HOBBY CLUB2 MEETS IN THIS AREA
MTHOBBY3 HOBBY CLUB3 MEETS IN THIS AREA
MTGREEK1 SCHOOL FRATERNTY1 MEETS IN THIS AREA
MTGREEK2 SCHOOL FRATERNTY2 MEETS IN THIS AREA
MTGREEK3 SCHOOL FRATERNTY3 MEETS IN THIS AREA
MTNAT1 NATIONALITY GROUP1 MEETS IN THIS AREA
MTNAT2 NATIONALITY GROUP2 MEETS IN THIS AREA
MTNAT3 NATIONALITY GROUP3 MEETS IN THIS AREA
MTFARM1 FARM ORGANIZATION1 MEETS IN THIS AREA
MTFARM2 FARM ORGANIZATION2 MEETS IN THIS AREA
MTFARM3 FARM ORGANIZATION3 MEETS IN THIS AREA
MTLIT1 MILITARY GROUP1 MEETS IN THIS AREA
MTLIT2 MILITARY GROUP2 MEETS IN THIS AREA
MTLIT3 MILITARY GROUP3 MEETS IN THIS AREA
MTLIT4 MILITARY GROUP4 MEETS IN THIS AREA
MTPROF1 PROFESSIONAL SOCIETY1 MEETS IN THIS AREA
MTPROF2 PROFESSIONAL SOCIETY2 MEETS IN THIS AREA
MTPROF3 PROFESSIONAL SOCIETY3 MEETS IN THIS AREA
MTPROF4 PROFESSIONAL SOCIETY4 MEETS IN THIS AREA
MTPROF5 PROFESSIONAL SOCIETY5 MEETS IN THIS AREA
MTPROF6 PROFESSIONAL SOCIETY6 MEETS IN THIS AREA
MTCHURH1 CHURCH GROUP1 MEETS IN THIS AREA

MTCHURH2	CHURCH GROUP2 MEETS IN THIS AREA
MTCHURH3	CHURCH GROUP3 MEETS IN THIS AREA
MTCHURH4	CHURCH GROUP4 MEETS IN THIS AREA
MTCHURH5	CHURCH GROUP5 MEETS IN THIS AREA
MTCHURH6	CHURCH GROUP6 MEETS IN THIS AREA
MTOTHER1	OTHER GROUP1 MEETS IN THIS AREA
MTOTHER2	OTHER GROUP2 MEETS IN THIS AREA
MTOTHER3	OTHER GROUP3 MEETS IN THIS AREA
MTOTHER4	OTHER GROUP4 MEETS IN THIS AREA
MTOTHER5	OTHER GROUP5 MEETS IN THIS AREA
MTINFRM1	INFORMAL GROUP1 MEETS IN THIS AREA
MTINFRM2	INFORMAL GROUP2 MEETS IN THIS AREA
MTINFRM3	INFORMAL GROUP3 MEETS IN THIS AREA
MTINFRM4	INFORMAL GROUP4 MEETS IN THIS AREA
MTINFRM5	INFORMAL GROUP5 MEETS IN THIS AREA
GRPBOTH1	BOTH BELONG TO THE SAME GROUP ON THE LIST
GRPBOTH2	BOTH BELONG TO THE SAME GROUP ON THE LIST
GRPBOTH3	BOTH BELONG TO THE SAME GROUP ON THE LIST
GRPBOTH4	BOTH BELONG TO THE SAME GROUP ON THE LIST
GRPBOTH5	BOTH BELONG TO THE SAME GROUP ON THE LIST
FRSTMET1	R FIRST MET THE NAMED ALTER IN THE GROUP
FRSTMET2	R FIRST MET THE NAMED ALTER IN THE GROUP
FRSTMET3	R FIRST MET THE NAMED ALTER IN THE GROUP
FRSTMET4	R FIRST MET THE NAMED ALTER IN THE GROUP
FRSTMET5	R FIRST MET THE NAMED ALTER IN THE GROUP
YRSKWN1	YEARS R HAS KNOWN THE NAMED1
YRSKWN2	YEARS R HAS KNOWN THE NAMED2
YRSKWN3	YEARS R HAS KNOWN THE NAMED3
YRSKWN4	YEARS R HAS KNOWN THE NAMED4
YRSKWN5	YEARS R HAS KNOWN THE NAMED5
RELNEG	ANY TURNING POINT WHEN LESS COMMITTED TO RELIGION
NEWSFROM	MAIN SOURCE OF INFORMATION ABOUT EVENTS IN THE NEWS
SCIFROM	MAIN SOURCE OF INFORMATION ABOUT SCIENCE AND TECHNOLOGY
SEEKSCI	PROBABLE SOURCE OF INFORMATION ABOUT SCIENTIFIC ISSUES
NEXTGEN	SCIENCE & TECH. GIVE MORE OPPORTUNITIES TO NEXT GENERATION
TOOFAST	SCIENCE MAKES OUR WAY OF LIFE CHANGE TOO FAST
BETTRLFE	SCIENCE MAKES OUR LIVES BETTER
ADVFRONT	SCI RSCH IS NECESSARY AND SHOULD BE SUPPORTED BY FEDERAL GOVT
SCISPEC	SCIENCE IS TOO CONCERNED WITH THEORY AND SPECULATION
LEADSCI	SHLD PAY ATTNTN ONLY TO THEORY ACCEPTED BY LEADING SCIENTISTS
WHICHSCI	INDUSTRY SCIENTISTS LESS RELIABLE THAN UNIVERSITY SCIENTISTS
ASTROLOGY	EVER READ A HOROSCOPE OR PERSONAL ASTROLOGY REPORT
ASTROSCI	ASTROLOGY IS SCIENTIFIC
SCIBNFTS	BENEFITS OF SCI RESEARCH OUTWEIGH HARMFUL RESULTS
BALPOS	SCI RESEARCH IS STRONGLY IN FAVOR OF BENEFITS
BALNEG	SCI RESEARCH IS STRONGLY IN FAVOR OF HARMFUL RESULTS
SCISTUDY	R HAS CLEAR UNDERSTANDING OF SCIENTIFIC STUDY
SCITEXT	WHAT IT MEANS TO R TO STUDY SCIENTIFICALLY
EXPDESGN	BETTER WAY TO TEST DRUG BTW CONTROL AND NON-CONTROL
EXPTXT	WHY IS IT BETTER TO TEST DRUG THIS WAY
ODDS1	TEST OF KNOWLEDGE ABOUT PROBABILITY1
ODDS2	TEST OF KNOWLEDGE ABOUT PROBABILITY2
HOTCORE	SCI KNOWLEDGE: THE CENTER OF EARTH IS VERY HOT
RADIOACT	SCI KNOWLEDGE: ALL RADIOACTIVITY IS MAN-MADE

BOYORGL	SCI KNOWLEDGE: FATHER GENE DECIDES SEX OF BABY
LASERS	SCI KNOWLEDGE: LASERS WORK BY FOCUSING SOUND WAVES
ELECTRON	SCI KNOWLEDGE: ELECTRONS ARE SMALLER THAN ATOMS
VIRUSES	SCI KNOWLEDGE: ANTIBIOTICS KILL VIRUSES AS WELL AS BACTERIA
BIGBANG	SCI KNOWLEDGE: THE UNIVERSE BEGAN WITH A HUGE EXPLOSION
CONDRIFT	SCI KNOWLEDGE: THE CONTINENTS HAVE BEEN MOVING
EVOLVED	SCI KNOWLEDGE: HUMAN BEINGS DEVELOPED FROM ANIMALS
EARTHSUN	SCI KNOWLEDGE: THE EARTH GOES AROUND THE SUN
SOLARREV	SCI KNOWLEDGE: HOW LONG THE EARTH GOES AROUND THE SUN
TOMATOES	REGULAR TOMATOES NO GENES
INTRHOME	INTERNET ACCESS IN R'S HOME
COLDEG1	THE HIGHEST DEGREE R HAVE EARNED
MAJORCOL	THE FIELD OF DEGREE R EARNED
COLSCI	R HAS TAKEN ANY COLLEGE-LEVEL SCI COURSE
COLSCINM	NUMBER OF COLLEGE-LEVEL SCI COURSES R HAVE TAKEN
HSMATH	THE HIGHEST LEVEL OF MATH R COMPLETED IN HIGH SCHOOL
HSBIO	R EVER TOOK A HIGH SCHOOL BIOLOGY COURSE
HSCHEM	R EVER TOOK A HIGH SCHOOL CHEMISTRY COURSE
HSPHYS	R EVER TOOK A HIGH SCHOOL PHYSICS COURSE
GWSCI	UNDERSTANDING OF GLOBAL WARMING BY ENVIRONMNT SCIENTISTS
GWPOL	UNDERSTANDING OF GLOBAL WARMING BY ELECTED OFFICIALS
GWBIZ	UNDERSTANDING OF GLOBAL WARMING BY BUSINESS LEADERS
SCIAGRGW	EXTENT OF AGREEMENT ON GLOBAL WARMING AMG ENV SCIENTISTS
SCIINFGW	INFLUENCE ON GLOBAL WARMING POLICY: ENVIRONMNTAL SCIENTISTS
POLINFGW	INFLUENCE ON GLOBAL WARMING POLICY: ELECTED OFFICIAL
BIZINFGW	INFLUENCE ON GLOBAL WARMING POLICY: BUSINESS LEADER
SCIBSTGW	BEST POLICY VS NARROW INTEREST: ENVIRONMENTAL SCIENTIST
POLBSTGW	BEST POLICY VS NARROW INTEREST: ELECTED OFFICIAL
BIZBSTGW	BEST POLICY VS NARROW INTEREST: BUSINESS LEADER
GASREGS	HOW MUCH R FAVOR REQUIRING TO MAKE CARS USING LESS GASOLINE
SCMED	HOW WELL MEDICAL RESEARCHERS UNDERSTAND STEM CELLS
SCRELIG	HOW WELL RELIGIOUS LEADERS UNDERSTAND STEM CELLS
SCPOL	HOW WELL ELECTED OFFICIALS UNDERSTAND STEM CELLS
MEDAGRSC	AGREEMENT BY MED RESEARCHERS ON IMPORTANCE OF STEM CELL RSCH
MEDINFSC	INFLUENCE ON FUNDING FOR STEM CELL RSCH: MEDICAL RESEARCHERS
RELINFSC	INFLUENCE ON FUNDING FOR STEM CELL RSCH: RELIGIOUS LEADERS
POLINFSC	INFLUENCE ON FUNDING FOR STEM CELL RSCH: ELECTED OFFICIALS
MEDBSTSC	BEST POLICY ON STEM CELL VS NARROW INTEREST: MED RESEARCHER
RELBSTSC	BEST POLICY ON STEM CELL VS NARROW INTEREST: RELIG LEADER
POLBSTSC	BEST POLICY ON STEM CELL VS NARROW INTEREST: ELECTED OFFICIAL
SCRESRCH	GOVERNMENT SHOULD FUND STEM CELL RESEARCH
TXECO	HOW WELL ECONOMIST KNOWS EFFECT OF REDUCING FED INCOME TAX
TXBIZ	HOW WELL BUSINESS LEADER KNOWS EFFECT OF REDUCING FED INC TAX
TXPOL	HOW WELL ELECTED OFFICIAL KNOWS EFFECT OF REDUCING FED INC TAX
ECOAGREE	AGREEMENT BY ECONOMISTS ON EFFECT OF REDUCING FED INC TAX
ECOINFTX	INFLUENCE ON REDUCING FED INC TAX BY ECONOMISTS
BIZINFTX	INFLUENCE ON REDUCING FED INC TAX BY BUSINESS LEADERS
POLINFTX	INFLUENCE ON REDUCING FED INC TAX BY ELECTED OFFICIALS
ECOBSTTX	BEST POLICY VS NARROW INTEREST ON FED INC TAX: ECONOMIST
BIZBSTTX	BEST POLICY VS NARROW INTEREST ON FED INC TAX: BUSINESS LEADER
POLBSTTX	BEST POLICY VS NARROW INTEREST ON FED INC TAX: ELECTED OFFICIAL
GMMED	HOW WELL MED RESEARCHER KNOW RISK BY GENETICALLY MODIFIED FOODS
GMPOL	HOW WELL ELECTED OFFICIAL KNOW RISK BY GENETICALLY MODIFIED FOODS
GMBIZ	HOW WELL BUSINESS LEADER KNOW RISK BY GENETICALLY MODIFIED FOODS

MEDAGRGM	MED RESEARCHER: AGREEMENT ON EFFECT OF GENETICALLY MODIFIED FOOD
MEDINFGM	INFLUENCE ON RESTRICTING GMF BY MEDICAL RESEARCHERS
POLINFGM	INFLUENCE ON RESTRICTING GMF BY ELECTED OFFICIALS
BIZINFGM	INFLUENCE ON RESTRICTING GMF BY BUSINESS LEADERS
MEDBSTGM	BEST POLICY ON GMF VS NARROW INTEREST: MEDICAL RESEARCHER
POLBSTGM	BEST POLICY ON GMF VS NARROW INTEREST: ELECTED OFFICIAL
BIZBSTGM	BEST POLICY ON GMF VS NARROW INTEREST: BUSINESS LEADER
EATGM	R'S VIEW ABOUT EATING GENETICALLY MODIFIED FOODS
SCIIMP1	HOW IMPORTANT: DONE BY SCIENTISTS IN UNIVERSITY SETTINGS
SCIIMP2	HOW IMPORTANT: HAVING ADVANCED DEGREES IN THEIR FIELDS
SCIIMP3	HOW IMPORTANT: CONCLUSION BASED ON SOLID EVIDENCE
SCIIMP4	HOW IMPORTANT: EXAMINING DIFFERENT INTERPRETATION OF RESULTS
SCIIMP5	HOW IMPORTANT: RESULTS CONSISTENT WITH RELIGIOUS BELIEFS
SCIIMP6	HOW IMPORTANT: RESULTS CONSISTENT WITH COMMON SENSE
SCIIMP7	HOW IMPORTANT: REPEATING EXPERIMENT & FINDING SAME RESULT
SCIIMP8	HOW IMPORTANT: RESEARCH TAKES PLACE IN A LABORATORY
SOCSCI	HOW SCIENTIFIC: SOCIOLOGY
PHYSCSCI	HOW SCIENTIFIC: PHYSICS
HISTSCI	HOW SCIENTIFIC: HISTORY
ACCNTSCI	HOW SCIENTIFIC: ACCOUNTING
BIOSCI	HOW SCIENTIFIC: BIOLOGY
ECONSCI	HOW SCIENTIFIC: ECONOMICS
MEDSCI	HOW SCIENTIFIC: MEDICINE
ENGNRSCI	HOW SCIENTIFIC: ENGINEERING
KNWFORGN	LEVEL OF R'S INFORMATION: FOREIGN POLICY
KNWECON	LEVEL OF R'S INFORMATION: ECONOMIC POLICY
KNWSCI	LEVEL OF R'S INFORMATION: SCIENCE AND TECHNOLOGY
KNWGW	LEVEL OF R'S INFORMATION: GLOBAL WARMING
KNWPOLAR	LEVEL OF R'S INFORMATION: THE NORTH AND SOUTH POLES
TVBEARS	R WOULD CHOOSE TV PROGRAM ABOUT POLAR BEARS
TVINUIT	R WOULD CHOOSE TV PROGRAM ABOUT NATIVE PPL IN THE ARCTIC
TVOZONE	R WOULD CHOOSE TV PROGRAM ABOUT OZONE HOLE OVER THE ANTARCTIC
TVMELTNG	R WOULD CHOOSE TV PROGRAM ABOUT POLAR ICE MELTING
TVOIL	R WOULD CHOOSE TV PROGRAM ABOUT OIL DRILLING IN THE ARCTIC
POLARYR1	INTL POLAR YEAR 07-08:R WOULD WATCH A TV PROGRAM
POLARYR2	INTL POLAR YEAR 07-08:R WOULD READ A NEWSPAPER ARTICLE
POLARYR3	INTL POLAR YEAR 07-08:R WOULD READ A MAGAZINE ARTICLE
POLARYR4	INTL POLAR YEAR 07-08:R WOULD GO TO MUSEUM
POLARYR5	INTL POLAR YEAR 07-08:R WOULD WATCH A FEATURE FILM
POLARYR6	INTL POLAR YEAR 07-08:R WOULD READ A BOOK
POLARYR7	INTL POLAR YEAR 07-08:R WOULD VISIT A WEB SITE
POLARYR8	INTL POLAR YEAR 07-08:R WOULD ATTEND A LIVE LECTURE
ICESHEET	TRUE-FALSE: THE NORTH POLE IS ON A SHEET OF ICE
NOSUN	TRUE-FALSE: THE SUN NEVER SHINES AT THE SOUTH POLE
INUIT	TRUE-FALSE: INUIT LIVE NORTH OF THE ARCTIC CIRCLE
HUNTBEAR	TRUE-FALSE: HUNTING MAKE POLAR BEAR EXTINCT THAN CLIMATE CHANGE
ICECAPS	POLAR ICE CAPS GOT LARGER OR SMALLER OVER LAST 25 YRS
COMORSCI	ANTARCTICA SHOULD BE RESERVED OR OPEN
EXTINCT	EFFECT OF GLOBAL WARMING: POLAR BEARS BECOME EXTINCT
SEALEVEL	EFFECT OF GLOBAL WARMING: SEA LEVEL FLOOD COASTAL AREAS
ARTSEALS	EFFECT OF GLOBAL WARMING: ARCTIC SEALS ARE THREATENED
PENGUINS	ANTARCTIC PENGUINS THREATENED
INUITWAY	EFFECT OF GLOBAL WARMING: INUIT NO LONGER FOLLOW TRADITIONAL WAY OF LIFE
NOICECAP	EFFECT OF GLOBAL WARMING: NORTHERN ICE CAP MELT

CAREMOST	MOST CONCERNED POSSIBLE EFFECT OF GLOBAL WARMING
NANOTECH	HOW MUCH R HEARD ABOUT NANOTECHNOLOGY
NANOKNW1	TRUE-FALSE: NANOTECHNOLOGY MANIPULATE EXTREMELY SMALL UNITS
NANOKNW2	TRUE-FALSE: NANOSCALE DIFFER FROM SAME MATERIAL AT LARGER SCALE
NANOWILL	BENEFIT OF NANOTECHNOLOGY OUTWEIGH HARMFUL RESULTS
NANOBEN	BALANCE WILL BE STRONGLY IN FAVOR OF THE BENEFITS OR SLIGHTLY
NANOHARM	BALANCE WILL BE STRONGLY IN FAVOR OF THE BENEFITS OR SLIGHTLY
SCIMODE	WAS SAQ SELF ADMINISTERED OR INTERVIEW ADMINISTERED
INTINTL	INTERESTED IN INTERNATIONAL ISSUES
INTFARM	INTERESTED IN FARM ISSUES
INTEDUC	INTERESTED IN LOCAL SCHOOL ISSUES
INTSCI	INTERESTED IN NEW SCIENTIFIC DISCOVERIES
INTECON	INTERESTED IN ECONOMIC ISSUES
INTTECH	INTERESTED IN TECHNOLOGIES
INTMED	INTERESTED IN MEDICAL DISCOVERIES
INTSPACE	INTERESTED IN SPACE EXPLORATION
INTENVIR	INTERESTED IN ENVIRONMENTAL ISSUES
INTMIL	INTERESTED IN MILITARY POLICY
SCIINTRO	WHICH VERSION OF SCIENCE INTRODUCTION WAS USED
VISART	HOW OFTEN R VISITED ART MUSEUM LAST YEAR
VISNHIST	HOW OFTEN R VISITED NATURAL HISTORY MUSEUM LAST YEAR
VISZOO	HOW OFTEN R VISITED ZOO LAST YEAR
VISSCI	HOW OFTEN R VISITED SCIENCE MUSEUM
VISLIB	HOW OFTEN R VISITED PUBLIC LIBRARY LAST YEAR
SCIMATH	QUALITY OF SCIENCE & MATH EDUC IN US IS INADEQUATE
ANSCITST	SCIENTISTS SHLD BE ALLOWED TO DO RESEARCH ANIMALS' PAIN & INJURY
MABOYGRL	DOES MOM'S GENE DECIDE BABY'S SEX
H2OLIFE	WHAT PROPERTY OF WATER IS MOST IMPORTANT
ANHEAT	WHICH BODILY FEATURES BE BEST SUITED TO A SMALL ANIMAL LIVING IN A COLD CLIMATE
LFTPLANE	KEY FACTOR THAT ENABLES AIRPLANE TO LIFT
STORMTXT	DO YOU SEE LIGHTNING BEFORE HEARING THUNDER
LITMSTXT	WHY LITMUS PAPER DOESN'T CHANGE COLOR IN MIXED SOLUTION
GOLDFISH	EXPERIMENT ABOUT GOLDFISH AND TEMPERATURE
SALTH2O	OCEAN WATER FOR VEGETABLES
EROSION	EXAMPLE OF EROSION
GENES	TRAITS ARE TRANSFERRED OVER GENERATION
GILLS	HOW FISH GET OXYGEN
UPBREATH	WHY SHORT BREATH AT THE TOP OF A MOUNTAIN
DAYNIGHT	WHEN DID MOST ERRORS OCCUR
WEIGHING	WHICH IS THE BEST METHOD TO REPORT WEIGHT OF LEAF
SEESAND	WHICH PICTURE SHOWS WHAT SHE SHOULD USE FOR THE 2ND POT
FISHEXP1	WHAT IS SCIENTIST TRYING TO FIND OUT FROM THIS EXPERIMENT
FISHEXP2	WHY DID YOU CHOOSE THAT ANSWER
MOREMPG	CARS USE LESS GASOLINE
POLNUKE	HOW WELL ELECTED OFFICIAL KNOW RISK BY NUCLEAR POWER
BIZNUKE	HOW WELL BUSINESS LEADER KNOW RISK BY NUCLEAR POWER
ENGNUKE	NUCLEAR ENGINEERS UNDERSTAND NUCLEAR POWER
ENGAGRNK	ENGINEERS AGREE NUCLEAR POWER
ENHINFNK	NUCLEAR ENGINEERS HOW MUCH INFLUENCE
POLINFNK	ELECTED OFFICIALS HOW MUCH INFLUENCE
BIZINFNK	BUSINESS LEADERS HOW MUCH INFLUENCE
ENGBSTNK	NUCLEAR ENGINEERS BEST FOR COUNTRY
POLBSTNK	ELECTED OFFICIALS BEST FOR COUNTRY
BIZBSTNK	BUSINESS LEADERS BEST FOR COUNTRY

NUKELEC	VIEW ABOUT NUCLEAR ENERGY
CLONING	CLONING MAKES IDENTICAL COPY
SCINEWS1	NEWSPAPER PRINTED OR ONLINE
SCINEWS2	MAGAZINE PRINTED OR ONLINE
SCINEWS3	WHERE ONLINE GET INFO
NEWSFRMY	WHERE NEWS EVENTS INFO
SCIFROMY	WHERE GET SCIENCE AND TECHNOLOGY INFO
SEEKSCIY	WHERE GET SCIENCE ISSUE NEWS
SCIINFGO	WHERE ONLINE GET INFO
SCIENTDA	HAPPY IF DAUGHTER SCIENTIST
SCIENTSN	HAPPY IF SON SCIENTIST
SCIENRTR	CONSIDER CAREER IN SCIENCE
SCIENTDO	KNOW WHAT SCIENTISTS DO
SCIENTAL	SCIENTISTS USUALLY WORK ALONE
SCIENTDN	SCIENTIFIC WORK DANGEROUS
SCIENTGO	SCIENTISTS WORK FOR GOOD OF HUMANITY
SCIENTFU	SCIENTISTS DON'T HAVE FUN
SCIENTHE	SCIENTISTS HELP SOLVE PROB
SCIENTOD	SCIENTISTS ODD AND PECULIAR
SCIENTBE	SCIENTISTS WANT TO MAKE LIFE BETTER FOR AVG PERSON
SCIENTRE	SCIENTISTS NOT RELIGIOUS
SCIENTWK	SCIENTISTS ONLY INTERESTED IN WORK
SCIENTMO	SCIENTISTS EARN LESS
SCIENTBR	BEING A SCIENTIST BORING
ENGDA	HAPPY IF DAUGHTER ENGINEER
ENGSON	HAPPY IF SON ENGINEER
ENGRESP	CONSIDER WORK IN ENGINEER FIELD
ENGDO	KNOW WHAT ENGINEERS DO
ENGLONE	ENGINEERS USUALLY WORK ALONE
ENGDGR	ENGINEERING WORK DANGEROUS
ENGGOOD	ENGINEERS WORK FOR GOOD OF HUMANITY
ENGFUN	ENGINEERS DON'T HAVE FUN
ENGPROB	ENGINEERS HELP SOLVE PROB
ENGODD	ENGINEERS ODD AND PECULIAR
ENGBTR	ENGINEERS WANT TO MAKE LIFE BETTER FOR AVG PERSON
ENGREL	ENGINEERS NOT RELIGIOUS
ENGINT	ENGINEERS ONLY INTERESTED IN WORK
ENGEARN	ENGINEERS EARN LESS
ENGBRNG	BEING ENGINEER BORING
FARMING	HOW SCIENTIFIC IS FARMING
JOURNLISM	HOW SCIENTIFIC IS JOURNALISM
FIREFTNG	HOW SCIENTIFIC IS FIREFIGHTING
MARRCOUN	HOW SCIENTIFIC IS MARRIAGE COUNSELING
MEDTREAT	HOW SCIENTIFIC IS MEDICAL TREATMENT
ARCHITCT	HOW SCIENTIFIC IS ARCHITECTURE
LAWENFRC	HOW SCIENTIFIC IS LAW ENFORCEMENT
ENGNRING	HOW SCIENTIFIC IS ENGINEERING
SLSMNSHP	HOW SCIENTIFIC IS SALESMANSHIP
CMPRGMNG	HOW SCIENTIFIC IS COMPUTER PROGRAMMING
FINLCOUN	HOW SCIENTIFIC IS FINANCIAL COUNSELING
BIGBANG1	UNIVERSE BEGAN WITH A BIG EXPLOSION: TRUE OR FALSE
EVOLVED1	HUMANS DEVELOPED FROM EARLIER SPECIES: TRUE OR FALSE
BUYVALUE	PERCENT OF COMPANY STOCK R BOUGHT FROM OWN MONEY
OPS2005	COMPANY GRANTED R STOCK OPTIONS IN 2005

EXTR2005	RECEIVED PERFORMANCE BASED PAYMENT IN 2005
COMPWAGE	ANNUAL WAGES IN PREVIOUS YEAR WERE HIGHER THAN SAME JOBS IN OTHER COMPANIES
TALKTEAM	IF EMPLOYEE NOT WORKING: TALK DIRECTLY TO THE EMPLOYEE
NUMORG	NUMBER OF PEOPLE WORKING IN ORGANIZATION AT ALL LOCATIONS
EMPINPUT	R INVOLVED IN ANY TASK FORCE FOR DECISION-MAKING
SLFMANGD	R INVOLVED IN A SELF-MANAGED TEAM
EMPTRAIN	RECEIVED FORMAL TRAINING FROM EMPLOYER
WEALTH	TOTAL WEALTH OF RESPONDENT
ESOP	R IS MEMBER OF ESOP
DEFPENSN	R HAS DEFINED BENEFIT PENSION PLAN
TRDESTCK	COMPANY STOCK PUBLICLY TRADED
VIGLAB06	X IS EXPERIENCING ALCHL DEPENDENCE DEPRESSION SCHIZOPHRENIA
MHTRTOTH	R PERSONALLY HAS KNOWN SOMEONE WHO RECEIVED TREATMENT
MHOTHYOU	HOW MUCH DISTRESS HIS MENTAL HEALTH PROBLEM CAUSED R
MHOTHREL	RESULT OF MENTAL HEALTH PROBLEM TO RELATIONSHIP WITH HIM
SEEMHPUB	HOW FREQUENTLY R SEES SOMEONE MENTALLY ILL IN PUBLIC
GESTTALK	HOW OFTEN R SEE PEOPLE MAKING STRANGE GESTURE IN PUBLIC
AVOIDMH	R CHANGED SHOPPING PLACE DUE TO PRESENCE OF MENTALLY ILL PPL
NUMKNOWN	VARIABLE THAT DRIVES SKIPS IN MODULE
ACQKEVIN	NUMBER OF KEVIN R IS ACQUAINTED WITH
ACQKAREN	NUMBER OF KAREN R IS ACQUAINTED WITH
ACQSHAWN	NUMBER OF SHAWN R IS ACQUAINTED WITH
ACQBRNDA	NUMBER OF BRENDA R IS ACQUAINTED WITH
ACQKEITH	NUMBER OF KEITH R IS ACQUAINTED WITH
ACQRACHL	NUMBER OF RACHEL R IS ACQUAINTED WITH
ACQMARK	NUMBER OF MARK R IS ACQUAINTED WITH
ACQLINDA	NUMBER OF LINDA R IS ACQUAINTED WITH
ACQJOSE	NUMBER OF JOSE R IS ACQUAINTED WITH
ACQMARIA	NUMBER OF MARIA R IS ACQUAINTED WITH
ACQUNEMP	NUMBER OF PPL CURRENTLY UNEMPLOYED R IS ACQUAINTED WITH
ACQHOME	NUMBER OF PPL OWNING SECOND HOME R IS ACQUAINTED WITH
ACQPRISN	NUMBER OF PPL IN PRISON R IS ACQUAINTED WITH
ACQASIAN	NUMBER OF ASIAN R IS ACQUAINTED WITH
ACQBLACK	NUMBER OF BLACK R IS ACQUAINTED WITH
ACQHISP	NUMBER OF HISPANIC R IS ACQUAINTED WITH
ACQWHITE	NUMBER OF WHITE R IS ACQUAINTED WITH
ACQGAY	NUMBER OF GAY R IS ACQUAINTED WITH
ACQCOHAB	NUMBER OF COHABITING PPL R IS ACQUAINTED WITH
ACQGOATT	NUMBER OF REGULAR CHURCH ATTENDEE R IS ACQUAINTED WITH
ACQNOATT	NUMBER OF NON CHURCH ATTENDEE R IS ACQUAINTED WITH
ACQLIB	NUMBER OF STRONG LIBERAL R IS ACQUAINTED WITH
ACQCON	NUMBER OF STRONG CONSERVATIVE R IS ACQUAINTED WITH
ACQCOPS	NUMBER OF POLICE OFFICER R IS ACQUAINTED WITH
ACQLAWS	NUMBER OF LAWYER R IS ACQUAINTED WITH
ACQSOCS	NUMBER OF SOCIAL WORKER R IS ACQUAINTED WITH
ACQJANS	NUMBER OF JANITOR R IS ACQUAINTED WITH
ACQCHILD	NUMBER OF CHILD CARE WORKER R IS ACQUAINTED WITH
ACQELECS	NUMBER OF ELECTRICIAN R IS ACQUAINTED WITH
ACQMILS	NUMBER OF PPL IN MILITARY SERVICE R IS ACQUAINTED WITH
ACQFMMRK	NUMBER OF FAMILY MEMBER NAMED MARK
ACQFMLIN	NUMBER OF FAMILY MEMBER NAMED LINDA
ACQFMUNE	NUMBER OF UNEMPLOYED FAMILY MEMBER
ACQFMHME	NUMBER OF FAMILY MEMBER OWNING SECOND HOME
ACQFMPRI	NUMBER OF FAMILY MEMBER IN PRISON

ACQFMASN	NUMBER OF ASIAN FAMILY MEMBER
ACQFMBLK	NUMBER OF BLACK FAMILY MEMBER
ACQFMHSP	NUMBER OF HISPANIC FAMILY MEMBER
ACQFMWHT	NUMBER OF WHITE FAMILY MEMBER
ACQFMGAY	NUMBER OF GAY FAMILY MEMBER
ACQFMGO	NUMBER OF FAMILY MEMBER GOING CHURCH REGULARLY
ACQFMNO	NUMBER OF FAMILY MEMBER NOT GOING CHURCH
ACQFMLIB	NUMBER OF LIBERAL IN FAMILY MEMBER
ACQFMCON	NUMBER OF CONSERVATIVE IN FAMILY MEMBER
ACQFMCOH	NUMBER OF COHABITING FAMILY MEMBER
ACQNHMRK	NUMBER OF MARK IN NEIGHBORHOOD
ACQNH LIN	NUMBER OF LINDA IN NEIGHBORHOOD
ACQNHUNE	NUMBER OF PPL UNEMPLOYED IN NEIGHBORHOOD
ACQNH HME	NUMBER OF PPL OWNING SECOND HOME IN NEIGHBORHOOD
ACQNH PRI	NUMBER OF PPL IN PRISON IN NEIGHBORHOOD
ACQNHASN	NUMBER OF ASIAN IN NEIGHBORHOOD
ACQNHBLK	NUMBER OF BLACK IN NEIGHBORHOOD
ACQNH HSP	NUMBER OF HISPANIC IN NEIGHBORHOOD
ACQNH WHT	NUMBER OF WHITE IN NEIGHBORHOOD
ACQNH GAY	NUMBER OF GAY IN NEIGHBORHOOD
ACQNHGO	NUMBER OF REGULAR CHURCH ATTENDEE IN NEIGHBORHOOD
ACQNHNO	NUMBER OF NON CHURCH ATTENDEE IN NEIGHBORHOOD
ACQNH LIB	NUMBER OF LIBERAL IN NEIGHBORHOOD
ACQNH CON	NUMBER OF CONSERVATIVE IN NEIGHBORHOOD
ACQNH COH	NUMBER OF COHABITING PPL IN NEIGHBORHOOD
ACQWKMRK	NUMBER OF MARK IN CURRENT OR PREVIOUS WORK
ACQWK LIN	NUMBER OF LINDA IN CURRENT OR PREVIOUS WORK
ACQWKUNE	NUMBER OF PPL UNEMPLOYED IN CURRENT OR PREVIOUS WORK
ACQWK HME	NUMBER OF PPL OWNING SECOND HOME IN CURRENT OR PREVIOUS WORK
ACQWK PRI	NUMBER OF PPL IN PRISON IN CURRENT OR PREVIOUS WORK
ACQWKASN	NUMBER OF ASIAN IN CURRENT OR PREVIOUS WORK
ACQWKBLK	NUMBER OF BLACK IN CURRENT OR PREVIOUS WORK
ACQWK HSP	NUMBER OF HISPANIC IN CURRENT OR PREVIOUS WORK
ACQWK WHT	NUMBER OF WHITE IN CURRENT OR PREVIOUS WORK
ACQWK GAY	NUMBER OF GAY IN CURRENT OR PREVIOUS WORK
ACQWKGO	NUMBER OF REGULAR CHURCH ATTENDEE IN CURRENT OR PREVIOUS WORK
ACQWKNO	NUMBER OF NON CHURCH ATTENDEE IN CURRENT OR PREVIOUS WORK
ACQWK LIB	NUMBER OF STRONG LIBERAL IN CURRENT OR PREVIOUS WORK
ACQWK CON	NUMBER OF STRONG CONSERVATIVE IN CURRENT OR PREVIOUS WORK
ACQWK COH	NUMBER OF COHABITING PPL IN CURRENT OR PREVIOUS WORK
ACQVAMRK	NUMBER OF MARK IN VOLUNTARY ASSOCIATION
ACQVALIN	NUMBER OF LINDA IN VOLUNTARY ASSOCIATION
ACQVAUNE	NUMBER OF UNEMPLOYED PPL IN VOLUNTARY ASSOCIATION
ACQVAHME	NUMBER OF PPL OWNING SECOND HOME IN VOLUNTARY ASSOCIATION
ACQVAPRI	NUMBER OF PPL IN PRISON IN VOLUNTARY ASSOCIATION
ACQVAASN	NUMBER OF ASIAN IN VOLUNTARY ASSOCIATION
ACQVABLK	NUMBER OF BLACK IN VOLUNTARY ASSOCIATION
ACQVAHSP	NUMBER OF HISPANIC IN VOLUNTARY ASSOCIATION
ACQVAWHT	NUMBER OF WHITE IN VOLUNTARY ASSOCIATION
ACQVAGAY	NUMBER OF GAY IN VOLUNTARY ASSOCIATION
ACQVAGO	NUMBER OF REGULAR CHURCH ATTENDEE IN VOLUNTARY ASSOCIATION
ACQVANO	NUMBER OF NON CHURCH ATTENDEE IN VOLUNTARY ASSOCIATION
ACQVALIB	NUMBER OF LIBERAL IN VOLUNTARY ASSOCIATION
ACQVACON	NUMBER OF CONSERVATIVE IN VOLUNTARY ASSOCIATION

ACQVACOH	NUMBER OF COHABITING PPL IN VOLUNTARY ASSOCIATION
ACQREPS	NUMBER OF REPUBLICAN R IS ACQUAINTED WITH
ACQDEMS	NUMBER OF DEMOCRAT R IS ACQUAINTED WITH
ACQATTND	NUMBER OF REGULAR CHURCH ATTENDEE R IS ACQUAINTED WITH
ACQMYRAC	PROPORTION OF SAME RACE AS R AMONG ALL ACQUAINTANCES
TRTKEVIN	NUMBER OF KEVIN R TRUST
TRTKAREN	NUMBER OF KAREN R TRUST
TRTSHAWN	NUMBER OF SHAWN R TRUST
TRTBRNDA	NUMBER OF BRENDA R TRUST
TRTKEITH	NUMBER OF KEITH R TRUST
TRTRACHL	NUMBER OF RACHEL R TRUST
TRTMARK	NUMBER OF MARK R TRUST
TRTLINDA	NUMBER OF LINDA R TRUST
TRTJOSE	NUMBER OF JOSE R TRUST
TRTMARIA	NUMBER OF MARIA R TRUST
TRTCOPS	NUMBER OF POLICE OFFICER R TRUST
TRTLAWS	NUMBER OF LAWYER R TRUST
TRTSOCS	NUMBER OF SOCIAL WORKER R TRUST
TRTJANS	NUMBER OF JANITOR R TRUST
TRTCHILD	NUMBER OF CHILD CARE WORKER R TRUST
TRTELECS	NUMBER OF ELECTRICIAN R TRUST
TRTMILS	NUMBER OF PPL IN MILITARY SERVICE R TRUST
TRTUNEMP	NUMBER OF PPL UNEMPLOYED R TRUST
TRTHOME	NUMBER OF PPL OWNING SECOND HOME R TRUST
TRTPRISN	NUMBER OF PPL IN PRISON R TRUST
TRTASIAN	NUMBER OF ASIAN R TRUST
TRTBLACK	NUMBER OF BLACK R TRUST
TRTHISP	NUMBER OF HISPANIC R TRUST
TRTWHITE	NUMBER OF WHITE R TRUST
TRTGAY	NUMBER OF GAY R TRUST
TRTCOHAB	NUMBER OF COHABITING PPL R TRUST
TRTGOATT	NUMBER OF CHURCH ATTENDEE R TRUST
TRTNOATT	NUMBER OF NON CHURCH ATTENDEE R TRUST
TRTLIB	NUMBER OF STRONG LIBERAL R TRUST
TRTCON	NUMBER OF STRONG CONSERVATIVE R TRUST
TRTREPS	PROPORTION OF REPUBLICAN R TRUST
TRTDEMS	PROPORTION OF DEMOCRAT R TRUST
TRTATTND	PROPORTION OF REGULAR CHURCH ATTENDEE R TRUST
TRTMYRAC	PROPORTION OF SAME RACE AS R AMONG PPL R TRUST
GUNSALES	SHOULD BACKGROUND CHECK BE REQUIRED FOR PRIVATE GUN SALE
GUNSDRUG	SHOULD PENALTY FOR ILLEGAL GUN SALE BE TOUGHER THAN DRUG
SEMIGUNS	SHOULD SEMI-AUTO GUN SALE BE LIMITED TO MILITARY
GUNS911	SHOULD GUN CONTROL LAW BE STRICTER AFTER 911
RIFLES50	SHOULD HIGH POWER RIFLE SALE BE LIMITED TO MILITARY
OTHGUNS	NUMBER OF ADULT OWING A GUN IN HOUSEHOLD
GUNSDRNK	SHOULD CARRYING A FIREARM DRINKING ALCOHOL BE ILLEGAL
SPNATDIS	SHOULD GOVT SPEND MORE OR LESS ON NATURAL DISASTERS
NATDISIN	SHOULD HELPING PPL IN NATURAL DISASTER BE GOVT RESP
NATDISCM	SHOULD REBUILDING COMMUNITY IN DISASTER BE GOVT RESP
NEWSPRNT	HOW OFTEN DOES R READ TRADITIONAL NEWSPAPER
GETAHEAY	OPINION OF WHY PEOPLE GET AHEAD
DISABLD1	R HAS A HEARING PROBLEM
DISABLD2	R HAS A VISION PROBLEM
DISABLD3	R HAS A PHYSICAL DISABILITY

DISABLD4	R HAS OTHER PHYSICAL DISABILITY
DISABLD5	R HAS EMOTIONAL OR MENTAL DISABILITY
DISABLD6	R HAS DIFFICULTY IN LEARNING REMEMBERING OR CONCENTRATING
DISABLD7	R HAS DIFFICULTY IN DAILY ACTIVITIES
VIGVERMY	VIGNETTE VERSION
MHPROBLM	HOW SERIOUS X S SITUATION IS
MHDOFAM	WHAT X SHOULD DO: TALK TO FAMILY
MHDOFRND	WHAT X SHOULD DO: TALK TO FRIENDS
MHDOREL	WHAT X SHOULD DO: TALK TO RELIC LEADER
MHDODOC	WHAT X SHOULD DO: GO TO DOCTOR
MHDOPSYC	WHAT X SHOULD DO: GO TO PSYCHIATRIST
MHDOMHP	WHAT X SHOULD DO: GO TO COUNSELOR
MHDOHEAL	WHAT X SHOULD DO: GO TO SPIRITUAL HEALER
MHDOOTC	WHAT X SHOULD DO: TAKE NON-PRESCRIPTION MEDICATION
MHDORX	WHAT X SHOULD DO: TAKE PRESCRIPTION MEDICATION
MHDOHOSP	WHAT X SHOULD DO: CHECK INTO A HOSPITAL
MHDOPRAY	WHAT X SHOULD DO: PRAY
MHDOLIFE	WHAT X SHOULD DO: CHANGE LIFESTYLE
MHDOHERB	WHAT X SHOULD DO: TAKE HERBS
MHDOFRGT	WHAT X SHOULD DO: TRY TO FORGET
MHDOACTV	WHAT X SHOULD DO: GET INVOLVED IN OTHER ACTIVITIES
MHDOGRP	WHAT X SHOULD DO: GET INVOLVED IN A GROUP
MHDODIET	WHAT X SHOULD DO: EAT BETTER
MHDOEXRC	WHAT X SHOULD DO: START EXERCISING
MHDOMOVE	WHAT X SHOULD DO: MOVE TO ANOTHER LOCATION
MHDOOTH	WHAT X SHOULD DO: OTHER MENTIONS
MHDONONE	WHAT X SHOULD DO: NOTHING
MHCHRCTR	X S SITUATION CAUSED BY: BAD CHARACTER
MHBRAIN	X S SITUATION CAUSED BY: BRAIN DISEASE
MHRAISED	X S SITUATION CAUSED BY: THE WAY RAISED
MHSTRESS	X S SITUATION CAUSED BY: STRESS
MHGENES	X S SITUATION CAUSED BY: GENETIC PROBLEM
MHGOD	X S SITUATION CAUSED BY: GOD S WILL
MHLUCK	X S SITUATION CAUSED BY: BAD LUCK
MHUPDOWN	X IS EXPERIENCING NORMAL UPS-AND-DOWNS OF LIFE
MHILLNSS	X IS EXPERIENCING MENTAL ILLNESS
MHPHYSCL	X IS EXPERIENCING PHYSICAL ILLNESS
MHNEIHBR	R WOULD HAVE X AS A NEIGHBOR
MHSOCIAL	R WOULD SPEND TIME SOCIALIZING WITH X
MHKDCARE	R WOULD HAVE X CARE FOR YOUR CHILDREN
MHFRIEND	R WOULD MAKE FRIENDS WITH X
MHWKWITH	R WOULD WORK CLOSELY WITH X ON A JOB
MHWEDREL	R WOULD HAVE X MARRY SOMEONE RELATED TO YOU
MHIMPOWN	HOW LIKELY X S SITUATION WILL IMPROVE ON ITS OWN
MHIMPTRT	HOW LIKELY X S SITUATION WILL IMPROVE WITH TREATMENT
MHDECLSLF	HOW ABLE IS X TO DECIDE WHETHER TO RECEIVE TREATMENT
MHMONEY	HOW ABLE IS X TO DECIDE ON MANAGING OWN MONEY
MHOUTSDR	GETTING TREATMENT WOULD MAKE X OUTSIDER IN COMMUNITY
MHLOSEFR	X WOULD LOSE FRIENDS IF PEOPLE KNOW HIS HER TREATMENT
MHLESSOP	X S OPPORTUNITIES LIMITED IF PEOPLE KNOW HIS HER TREATMENT
MHUNEASY	BEING AROUND X WOULD MAKE ME FEEL UNCOMFORTABLE
MHUNSURE	PEOPLE LIKE X ARE UNPREDICTABLE
MHINTL	PEOPLE LIKE X ARE JUST AS INTELLIGENT AS ANYONE ELSE
MHNOTPOL	PEOPLE LIKE X SHOULDN'T BE ALLOWED TO HOLD PUBLIC OFFICE

MHHRDTLK	PEOPLE LIKE X ARE HARD TO TALK TO
MHNOKIDS	PEOPLE LIKE X SHOULDN'T BE ALLOWED TO HAVE CHILDREN
MHCREATV	PEOPLE LIKE X ARE MORE CREATIVE THAN OTHERS
MHNERVS	BEING AROUND X WOULD MAKE ME FEEL NERVOUS
MHPRDCTV	PEOPLE LIKE X ARE JUST AS PRODUCTIVE AS OTHERS
MHFELEM	X SHOULD FEEL EMBARRASSED
MHTRUSTY	PEOPLE LIKE X ARE JUST AS TRUSTWORTHY AS ANYONE ELSE
MHACPTD	PERSON LIKE X HAS NO HOPE OF BEING ACCEPTED AS MEMBER
MHHIRED	X SHOULD BE HIRED LIKE OTHERS
MHNOTELL	X SHOULD FEEL AFRAID TO TELL ABOUT HIS SITUATION
MHSECRET	X S FAMILY BETTER OFF IF KEPT SECRET
MHSUPWRK	PEOPLE LIKE X SHOULDN'T BE ALLOWED TO SUPERVISE OTHERS AT WORK
MHNOTCH	PEOPLE LIKE X SHOULDN'T BE ALLOWED TO TEACH CHILDREN.
MHHLPFAM	HOW IMPORTANT: TURN TO FAMILY FOR HELP
MHHLPFRD	HOW IMPORTANT: TURN TO FRIENDS FOR HELP
MHHLPREL	HOW IMPORTANT: TURN TO RELIGIOUS LEADER
MHHLPGP	HOW IMPORTANT: GO TO MEDICAL DOCTOR FOR HELP
MHHLPPSY	HOW IMPORTANT: GO TO PSYCHIATRIST FOR HELP
MHHLPMHP	HOW IMPORTANT: GO TO MENTAL HEALTH PROFESSIONAL
MHGVJOB	GOVT RESPONSIBILITY: PROVIDE JOB FOR X
MHGVTHLT	GOVT RESPONSIBILITY: PROVIDE HEALTH CARE FOR X
MHGVTHME	GOVT RESPONSIBILITY: PROVIDE HOUSING FOR X
MHGVTEDC	GOVT RESPONSIBILITY: PROVIDE FINANCIAL HELP FOR EDUCATION
MHGVTDIS	GOVT RESPONSIBILITY: PROVIDE DISABILITY BENEFITS FOR X
MHSLFSHM	X SHOULD BE ASHAMED TO RECEIVE GOVT ASSISTANCE
MHFAMSHM	X FAMILY SHOULD BE ASHAMED TO RECEIVE GOVT ASSISTANCE
MHSEEDOC	X SHOULD BE FORCED TO BE EXAMINED AT A CLINIC BY LAW
MHMEDS	X SHOULD BE FORCED TO TAKE PRESCRIBED MEDICATION BY LAW
MHHSPTRT	X SHOULD BE FORCED TO BE HOSPITALIZED FOR TREATMENT BY LAW
MHMNTHSP	X SHOULD BE FORCED TO GO TO MENTAL HOSPITAL BY LAW
MHVIOOTH	HOW LIKELY X VIOLENT TOWARD OTHER PEOPLE
MHVIOSLF	HOW LIKELY X VIOLENT TOWARD HIM HERSELF
MHCAUSE	WHAT CAUSED X S SITUATION
MHTRTOT2	R KNOWS SOMEONE WHO RECEIVED TREATMENT FOR MENTAL HEALTH
MHCLSOTH	CLOSENESS TO PERSON WITH MENTAL HEALTH PROBLEM
MHSEROTH	HOW SERIOUS HIS HER MENTAL HEALTH PROBLEM WAS
MHHLPOTH	HOW THE TREATMENT HELPED HIM/HER WITH MENTAL HEALTH PROBLEM
MHRESOTH	HOW MUCH RESPONSIBILITY R HAD FOR THIS PERSON
MHDISOTH	HOW MUCH DISTRESS THIS PERSON CAUSED R
MHRELOTH	RELATIONSHIP WITH THIS PERSON AS A RESULT OF MENTAL HEALTH PROBLEM
MHEXPOTH	EFFECT OF EXPERIENCES WITH THIS PERSON
MHTRTSLF	R HAVE EVER PERSONALLY RECEIVED TREATMENT FOR MENTAL HEALTH PROBLEM
MHSEEPUB	HOW OFTEN R SEES SOMEONE WITH MENTAL HEALTH PROBLEM IN PUBLIC PLACES
MHFRIGHT	HOW FRIGHTENING MOST PEOPLE ARE IN PUBLIC PLACES
MHSYMP	HOW MUCH R FEELS SYMPATHY FOR PPL WITH MENTAL HLTH PROBLEM IN PUBLIC PLACES
STARTBIZ	R TRYING TO START BUSINESS
OWNBIZ	R OWNS BUSINESS
NUMOWN	NUMBER OF BUSINESSES YOU OWN AND MANAGE
YEARBIZ	YEAR BUSINESS STARTED
PAIDEMPS	R HAS PAID EMPLOYEES
BIZGROSS	BUSINESS REVENUE LAST YEAR
BIZSHARE	PERCENTAGE OWNERSHIP R HOLDS
OWNINC	AMT OF HOUSEHOLD INCOME COMING FROM THIS BUSINESS
WHYBIZ	WHY DID R START BUSINESS

NUMEMPS5	HOW MANY PEOPLE R EMPLOYS 5 YRS AFTER
SPJREL16	RELIGION IN WHICH SPOUSE RAISED
SPJOTH16	R'S SPOUSE RAISED JEWISH
MAJWOTH	R'S MOM WAS JEWISH WHEN R WAS GROWING UP
PAJWOTH	R'S DAD WAS JEWISH WHEN R WAS GROWING UP
BMITZVAH	R HAD BAR OR BAT MITZVAH WHEN R WAS A CHILD
SYNMEM	R BELONGS TO A SYNAGOGUE, TEMPLE, MINYAN, OR HIGH HOLIDAY CONGREGATION
KD1RELIG	RELIGION OF R'S CHILD 1
KD2RELIG	RELIGION OF R'S CHILD 2
KD3RELIG	RELIGION OF R'S CHILD 3
KD4RELIG	RELIGION OF R'S CHILD 4
KD5RELIG	RELIGION OF R'S CHILD 5
KD6RELIG	RELIGION OF R'S CHILD 6
KD7RELIG	RELIGION OF R'S CHILD 7
KD8RELIG	RELIGION OF R'S CHILD 8
KD1JWOTH	R'S CHILD 1 CONSIDERED JEWISH
KD2JWOTH	R'S CHILD 2 CONSIDERED JEWISH
KD3JWOTH	R'S CHILD 3 CONSIDERED JEWISH
KD4JWOTH	R'S CHILD 4 CONSIDERED JEWISH
KD5JWOTH	R'S CHILD 5 CONSIDERED JEWISH
TOPPROB1	MOST IMPORTANT ISSUE FOR AMERICA
TOPPROB2	NEXT IMPORTANT ISSUE
TRUST5	PEOPLE CAN OR CANNOT BE TRUSTED
FAIR5	PEOPLE FAIR OR NOT
GRNCON	CONCERNED ABOUT ENVIRONMENT
ENPRBUS	MOST IMPORTANT ENVIRONMENT PROBLEM
ENPRBFAM	PROBLEM EFFECT FAMILY MOST
KNWCAUSE	KNOW CAUSES OF ENVIRONMENT ISSUES
KNOWSOL	KNOW SOLUTIONS TO ENVIRONMENT ISSUES
FUTENRGY	U.S. ENERGY PRIORITIES
HELPHARM	WAY LIVING HELPS OR HARMS
GRNEFFME	ENVIRONMENT EFFECT EVERYDAY LIFE
TEMPGEN1	TEMPERATURE RISE FROM CLIMATE CHANGE
BUSGRN	U.S. BUSINESS TO PROTECT ENVIRONMENT
PEOPGRN	HOW GET PEOPLE TO PROTECT ENVIRONMENT
REDCEHME	HOW OFTEN REDUCE FUEL
H2OLESS	HOW OFTEN SAVE WATER
NOBUYGRN	HOW OFTEN AVOID PRODUCTS
DONE911A	HAS R DEVELOPED EMERGENCY PLANS
EFF911A	HOW EFFECTIVE R THINKS DEVELOPING EMERGENCY PLANS
DONE911B	HAS R STOCKPILED SUPPLIES
EFF911B	HOW EFFECTIVE R THINKS STOCKPILING SUPPLIES
DONE911C	HAS R PURCHASED THINGS TO MAKE THEM SAFER
EFF911C	HOW EFFECTIVE R THINKS PURCHASING THINGS TO MAKE THEM SAFER
DONE911D	HAS R LEARNED WHERE TO GET MORE INFO ABOUT TERRORISM
EFF911D	HOW EFFECTIVE R THINKS LEARNING WHERE TO GET INFO ABOUT TERRORISM
DONE911E	HAS R DUPLICATED IMPORTANT DOCUMENTS
EFF911E	HOW EFFECTIVE R THINKS DUPLICATING IMPORTANT DOCUMENTS
DONE911F	HAS R REDUCED AIR TRAVEL
EFF911F	HOW EFFECTIVE R THINKS REDUCING AIR TRAVEL
DONE911G	HAS R REDUCED TRAVEL BY TRAIN
EFF911G	HOW EFFECTIVE R THINKS REDUCING TRAVEL BY TRAIN
DONE911H	HAS R REDUCED USE OF PUBLIC TRANSPORTATION
EFF911H	HOW EFFECTIVE R THINKS REDUCING USE OF PUBLIC TRANSPORTATION

DONE911I	HAS R CHANGED MAIL HANDLING PROCEDURES
EFF911I	HOW EFFECTIVE R THINKS CHANGING MAIL HANDLING PROCEDURES
DONE911J	HAS R BECOME VIGILANT OF WHAT IS GOING ON AROUND R
EFF911J	HOW EFFECTIVE R THINKS BECOMING VIGILANT
DONE911K	HAS R AVOIDED TRAVEL TO CERTAIN CITIES
EFF911K	HOW EFFECTIVE R THINKS AVOIDING TRAVEL TO CERTAIN CITIES
DONE911L	HAS R AVOIDED TALL BUILDINGS
EFF911L	HOW EFFECTIVE R THINKS AVOIDING TALL BUILDINGS
DONE911M	HAS R AVOIDED NATIONAL LANDMARKS
EFF911M	HOW EFFECTIVE R THINKS AVOIDING NATIONAL LANDMARKS
DONE911N	HAS R DONE ANYTHING ELSE TO DEAL WITH TERRORISM
EFF911N	HOW EFFECTIVE R THINKS THAT IS
DONEELSE	SPECIFY WHAT IT IS R HAS DONE
WORK3YRS	HOW MANY FULL TIME JOBS R HAS IN PAST 3 YRS SINCE 2005
CUREMPYR	HOW MANY YRS R WORKED FOR CURRENT EMPLOYER
PAYCHNGE	HOW MUCH HAS R PAY CHANGED ON R'S CURRENT JOB SINCE R BEGAN
PASTPAY	WAS R'S STARTING PAY HIGHER/LOWER/SAME AS EARNING IN PREVIOUS JOB
WHYLEAVE	WHY R LEFT LAST JOB
WHYJBCT1	WHY JOB ABOLISHED OR LAID OFF
WHYJBCT2	WHY JOB ABOLISHED OR LAID OFF
LOSEJB12	HOW LIKELY R WILL LOSE JOB OR LAID OFF IN NEXT 1 YR
WHYLOSE1	WHY THAT MUCH POSSIBILITY OF JOB ABOLISHED OR LAID OFF
WHYLOSE2	WHY THAT MUCH POSSIBILITY OF JOB ABOLISHED OR LAID OFF
WHYLOSE3	WHY THAT MUCH POSSIBILITY OF JOB ABOLISHED OR LAID OFF
FINDNWJB	HOW LIKELY R TO FIND JOB WITH SAME/BETTER BENEFIT
MORETRDE	MORE TRADE, LESS JOBS IN USA
NEWJOBS	JOBS CREATED ARE BETTER THAN R'S CURRENT JOB
LOSTJOBS	JOBS TAKEN AWAY ARE BETTER THAN R'S CURRENT JOB
WKCOMPTR	USE COMPUTER AT WORK
WOCOMPTR	R CAN DO JOB WITHOUT COMPUTER
AUTONJOB	R HEARD OF PERSONS IN R'S FIRM HAVING JOBS REPLACED BY COMPUTERS
MEETF2F1	HOW OFTEN MEET FACE TO FACE WITH CUSTOMERS, CLIENTS, PATIENTS
MEETF2F2	HOW OFTEN MEET FACE TO FACE WITH CO-WORKERS TO WORK ON PROJECTS
INTLCOWK	HOW OFTEN EXCHANGE INFO WITH CO-WORKERS LOCATED OUTSIDE USA
LASTYRWK	THINKING ABOUT LAST FULL-TIME JOB, WHAT YR R WORKED LAST
LEAVEJB	WHY DID R LEAVE LAST JOB
WHYNOJB1	WHY JOB ABOLISHED OR LAID OFF
WHYNOJB2	WHY JOB ABOLISHED OR LAID OFF
INCLSTJB	EARNINGS FROM ALL SOURCES FOR THIS JOB
BORNSP	IN WHAT COUNTRY WERE YOU BORN
AGECMEUS	IF BORN OUTSIDE USA, WHAT AGE WERE YOU WHEN YOU PERMANENTLY MOVED TO USA
VISA	DO YOU HOLD A SPECIAL VISA
TYPEVISA	WHAT KIND OF VISA
NATDEG	IN WHICH COUNTRY DID YOU OBTAIN YOUR HIGHEST DEGREE?
EMPHLTH	DO YOU RECEIVE HEALTH INSURANCE FROM EMPLOYER
EMPHPLAN	NAME OF INSURANCE OR HMO
OTHPLAN	OTHER NAME FOR INSURANCE OR HMO POLICY
SEXSEX18	SINCE AGE 18, HAVE YOUR SEX PARTNERS BEEN...
TOLDSMSX	AT WHAT AGE YOU FIRST TOLD SOMEONE THAT YOU HAD SEX WITH SAME SEX
ATTRACTD	AT WHAT AGE WERE YOU FIRST SEXUALLY ATTRACTED TO SAME SEX
TOLDSXOR	AT WHAT AGE YOU FIRST TOLD SOMEONE THAT YOU WERE GAY/LES/BI
RELGENDR	WHAT IS YOUR RELATIONSHIP SITUATION
MARUNION	LEGAL MARITAL STATUS
SEXUNION	SEX OF R'S SPOUSE/CIVIL UNION PARTNER/DOMESTIC PARTNER

EVKID HAVE EVER GIVEN BIRTH TO/FATHERED A CHILD
 ADOPTKID HAVE EVER LEGALLY ADOPTED A CHILD
 KIDLIVED CHILDREN UNDER 18 HAVE EVER LIVED WITH R UNDER R'S CARE
 KIDRESP R IS LEGALLY RESPONSIBLE BIOLOGICAL/ADOPTIVE PARENT OF A CHILD UNDER 18
 KIDNOW1 R'S CHILDREN UNDER 18 LIVING WITH R
 KIDNOW2 R IS LIVING IN A HH WHERE CHILDREN UNDER 18 ARE LIVING WITH R UNDER R'S CARE
 TOLDWORK HOW MANY OF R'S COWORKERS KNOW R IS GAY/LES/BI
 EVLOSEJB IN LIFE, R HAS EVER BEEN DENIED A JOB OR FIRED BC EMPLOYERS BELIEVED R WAS GAY/LES
 LOSEJOB5 IN LAST 5 YRS, R HAS BEEN DENIED A JOB OR FIRED BC EMPLOYER BELIEVED R WAS GAY/LES
 EVNEGJOB IN LIFE, R EVER BEEN DENIED PROMO OR RECVD BAD EVALUATION BC EMPLOYR BELIVD R W/
 NEGJOB5 IN LAST 5 YRS, R BEEN DENIED PROMO OR RECVD BAD EVALUATION BC EMPLOYR BELIVD R W/
 EVHARJB IN LIFE, R HAS EVER BEEN HARASSED ON JOB BC R WAS BELIEVED TO BE GAY/LES/BI
 HARJOB5 IN LAST 5 YRS, R HAS EVER BEEN HARASSED ON JOB BC R WAS BELIEVED TO BE GAY/LES/BI
 EVDWELL IN LIFE, R HAS EVER BEEN PREVENTED FROM MOVING BC LANDLORD BELIEVED R WAS GAY/LI
 DWELL5 IN LAST 5 YRS, R HAS BEEN PREVENTED FROM MOVING BC LANDLORD BELIEVED R WAS GAY/LI
 EMPHLTH1 CURRENT EMPLOYER OFFER HEALTH CARE INSURANCE TO R AS EMPLOYEE
 EMPHLTH2 EMPLOYER'S COVERAGE
 HLTHCOVR R HAS HEALTH INSURANCE COVERAGE
 HLTHTYPE SOURCE OF HEALTH INSURANCE
 SPPART R'S CURRENT INSURANCE PLAN COVERS SPOUSE
 MYKIDS R'S CURRENT INSURANCE PLAN COVERS CHILDREN
 OTHKIDS R'S CURRENT INSURANCE PLAN COVERS CHILDREN FOR WHOM R NOT A BIO/ADOPTIVE PAREI
 HARSEXJB R HAS BEEN THE OBJECT OF SEXUAL ADVANCES/PROPOSITIONS FROM SUPERVISORS
 HARSEXCL SINCE 18 R HAS EVER FOUND SELF THE OBJECT OF SEXUAL ADVANCES FROM RELIGIOUS LEA
 OWNCLERG DID THIS HAPPEN WITH A LEADER IN CONGREGATION R WAS ATTENDING
 NUMCLERG WITH HOW MANY DIFFERENT LEADERS HAS THIS HAPPENED TO YOU
 OPENREL1 R AND LEADER EVER BECOME AN OPENLY ACKNOWLEDGED COUPLE
 OPENREL2 R AND LEADER EVER BECOME AN OPENLY ACKNOWLEDGED COUPLE
 OPENREL3 R AND LEADER EVER BECOME AN OPENLY ACKNOWLEDGED COUPLE
 COUNSEL1 LEADER1 WAS R'S COUNSELOR
 COUNSEL2 LEADER2 WAS R'S COUNSELOR
 COUNSEL3 LEADER3 WAS R'S COUNSELOR
 CLRGMAR1 LEADER1 WAS MARRIED AT THE TIME
 CLRGMAR2 LEADER2 WAS MARRIED AT THE TIME
 CLRGMAR3 LEADER3 WAS MARRIED AT THE TIME
 CLRGSEX1 R HAD SEXUAL CONTACT WITH LEADER1
 CLRGSEX2 R HAD SEXUAL CONTACT WITH LEADER2
 CLRGSEX3 R HAD SEXUAL CONTACT WITH LEADER3
 CLRGGEN1 SEX OF LEADER1
 CLRGGEN2 SEX OF LEADER2
 CLRGGEN3 SEX OF LEADER3
 ONGOREL1 R HAD AN ONGOING RELATIONSHIP WITH LEADER1
 ONGOREL2 R HAD AN ONGOING RELATIONSHIP WITH LEADER2
 ONGOREL3 R HAD AN ONGOING RELATIONSHIP WITH LEADER3
 HUSHREL1 LEADER1 TRIED TO KEEP R FROM TELLING OTHER PEOPLE ABOUT THE RELATIONSHIP
 HUSHREL2 LEADER2 TRIED TO KEEP R FROM TELLING OTHER PEOPLE ABOUT THE RELATIONSHIP
 HUSHREL3 LEADER3 TRIED TO KEEP R FROM TELLING OTHER PEOPLE ABOUT THE RELATIONSHIP
 TOLDEXP1 R HAS EVER TOLD ANYONE ABOUT EXPERIENCE WITH LEADER1
 TOLDEXP2 R HAS EVER TOLD ANYONE ABOUT EXPERIENCE WITH LEADER2
 TOLDEXP3 R HAS EVER TOLD ANYONE ABOUT EXPERIENCE WITH LEADER3
 TOLDREL1 R EVER TOLD ANY AUTHORITY IN CONGREGATION ABOUT EXPERIENCE WITH LEADER1
 TOLDREL2 R EVER TOLD ANY AUTHORITY IN CONGREGATION ABOUT EXPERIENCE WITH LEADER2
 TOLDREL3 R EVER TOLD ANY AUTHORITY IN CONGREGATION ABOUT EXPERIENCE WITH LEADER3
 KNWCLSEX R KNOWS OTHER PEOPLE WHO WERE OBJ OF SEXUAL ADVANCES

CLSCLSEX	ANY OF THEM WERE CLOSE FRIENDS OR FAMILY MEMBERS
CLRGMODE	WAS SAQ SELF ADMINISTERED OR INTERVIEW ADMINISTERED
PRESPOP	APPROVE OF PRES HANDLING JOB
VOLACTYR	SINCE LAST YR ANY VOLUNTEERING
VOLACTY2	DONE OTHER TYPES OF VOLUNTEERING FOR CHILD'S SCHOOL OR YOUTH ORG
POLEFY3	AVG CITIZEN INFLUENCE ON POLITICS
POLEFY11	HOW MUCH SAY ABOUT WHAT GOVT DOES
POLEFY13	UNDERSTAND ISSUES FACING COUNTRY
POLEFY15	HOW INFORMED ABOUT POLITICS
POLEFY16	HOW OFTEN CONGRESS KEEPS PROMISES
POLEFY17	HOW MANY GOVT ADMIN CAN BE TRUSTED TO DO WHAT'S BEST
RATETONE	R'S FACIAL COLORING BY INTERVIEWER
PUBDEF	SHOULD MEDIA PUBLISH DEFENSE PLANS
PUBECON	SHOULD MEDIA PUBLISH ECONOMIC PLANS?
OBEYLAW	SHOULD PEOPLE OBEY LAWS WITHOUT EXCEPTN?
PROTEST1	ALLOW PUBLIC MEETINGS PROTESTING GOVT
PROTEST2	ALLOW PUBLICATIONS PROTESTING GOVT
PROTEST3	ALLOW DEMONSTRATIONS PROTESTING GOVT
PROTEST4	ALLOW OCCUPATION OF GOVT OFFICE
PROTEST5	ALLOW DAMAGE OF GOVT BUILDINGS
PROTEST6	ALLOW NATIONAL ANTI-GOVT STRIKE
REVSPEAK	ALLOW REVOLUTIONARY PUBLIC MEETINGS
REVTCH15	ALLOW REVOLUTIONARIES TO TEACH CHILDREN
REVPUB	ALLOW REVOLUTIONARIES TO PUBLISH BOOKS
RACSPEAK	ALLOW RACISTS TO HOLD PUBLIC MEETINGS
RACTCH15	ALLOW RACISTS TO TEACH 15 YR. OLDS
RACPUB	ALLOW RACISTS TO PUBLISH BOOKS
CRIMTAIL	SHOULD POLICE TAIL A KNOWN CRIMINAL?
CRIMTAP	SHOULD POLICE TAP PHONE OF A CRIMINAL?
CRIMREAD	SHOULD POLICE OPEN MAIL OF A CRIMINAL?
CRIMHOLD	SHOULD POLICE DETAIN A KNOWN CRIMINAL?
MANTAIL	SHOULD POLICE TAIL A SUSPECT?
MANTAP	SHOULD POLICE TAP PHONE OF A SUSPECT?
MANREAD	SHOULD POLICE OPEN MAIL OF A SUSPECT?
MANHOLD	SHOULD POLICE DETAIN A SUSPECT?
VERDICT	WORSE TYPE OF JUDICIAL MISTAKE
DATABANK	COMPUTER DATA THREAT TO INDIVIDUAL PRIVACY
PROGTAX	HOW MUCH INCOME TAX SHOULD RICH PAY?
EQINCOME	GOVT SHOULD REDISTRIBUTE WEALTH
OPRICH	CHILD OF RICH HAS BETTER OPPORTUNITY
OPPROF	CHILD OF PROFSSNL HAS BETTER OPPORTUNITY
OPFAMILY	FAMILY BKGD DETERMINES SUCCESS IN U.S.
FECOLOP	COLLEGE OPPORTUNITIES FOR WOMEN
FEJOBOP	JOB OPPORTUNITIES FOR WOMEN
FEINC	INCOME FOR WOMEN VS. MEN WITH SAME BKGD
FEHLPBUS	GOVT SHOULD AID WOMEN SEEKING JOBS
FEHLPCOL	GOVT SHOULD AID WOMEN SEEKING HIGHER ED
FEHLPJOB	WOMEN SHOULD BE GIVEN PREFERENCE IN JOBS
HSBASICS	SCHOOL SUBJECTS: READING, WRITING, MATH
HSSEXED	SCHOOL SUBJECTS: SEX EDUCATION
HSRESPCT	SCHOOL SUBJECTS: RESPECT FOR AUTHORITY
HSLIBART	SCHOOL SUBJECTS: HISTORY, LITER., ARTS
HSJUDGE	SCHOOL SUBJECTS: GOOD JUDGMENT
HSJOBTR	SCHOOL SUBJECTS: JOB TRAINING

HSSCI	SCHOOL SUBJECTS: SCIENCE AND TECHNOLOGY
HSCARING	SCHOOL SUBJECTS: CONCERN FOR OTHERS
HSORDER	SCHOOL SUBJECTS: DISCIPLINE AND ORDER
COLOP	SHOULD CHANCES FOR COLLEGE BE CHANGED?
AIDNEEDY	GOVT MONEY FOR LOW INCOME STUDENTS
AIDSMART	GOVT MONEY FOR HIGH ACHIEVING STUDENTS
AIDAVG	GOV \$ FOR STDNTS WITH AVG INC AND GRADES
KIDDRUGS	GOVT INTERVENE: CHILD USES DRUGS
KIDSKIPS	GOVT INTERVENE: CHILD SKIPS SCHOOL
KIDOUT	GOVT INTERVENE: CHILD STAYS OUT LATE
KIDNEEDY	GOVT INTERVENE: CHILD IS NEGLECTED
KIDBEAT	GOVT INTERVENE: CHILD IS ABUSED
KIDHLTH	GOVT INTERVENE: CHILD NOT GIVN MED TRTMT
KIDEDPAR	GOVT INTERVENE: CHILD NOT SENT TO SCHOOL
KIDXFILM	GOVT INTERVENE: CHLD ALLOWED TO SEE PORN
BELTUP	GOVT SHOULD REQUIRE USE OF SEAT BELTS
NOSMOKE	GOV SHOULD PROHIBIT SMOKING IN PUB AREAS
MUSTRET	GOVT SHOULD ENFORCE MANDATORY RETIREMENT
POLEFF1	PUBLIC HAS LITTLE CONTROL OVER POLITICS
POLEFF2	NOT WORTH TALKING TO POLITICIANS
POLEFF3	AVG PERSON CAN INFLUENCE POLITICIANS
POLEFF4	AVG PERSON CAN INFLUENCE LOCAL GOVT
POLEFF5	PEOPLE LIKE ME HAVE MUCH TO SAY RE GOVT
POLEFF6	AVG PERSON CAN INFLUENCE GOVT DECISIONS
POLEFF7	GOVT IS GENERALLY RESPONSIVE TO PUBLIC
POLEFF8	I AM USUALLY INTERESTED IN LOCAL ELECTIONS
POLEFF9	PEOPLE CAN CONTROL WORLD AFFAIRS
POLEFF10	THE WORLD IS GETTING BETTER
SETWAGE	GOVT CONTROL OF WAGES
SETPRICE	GOVT CONTROL OF PRICES
CUTGOVT	CUTS IN GOVT SPENDING
MAKEJOBS	GOVT CREATE NEW JOBS
LESSREG	LESS GOVT REGULATION OF BUSINESS
HLPHITEC	GOVT SUPPORT FOR NEW PRODUCTS AND TECH
SAVEJOBS	GOVT SUPPORT FOR DECLINING INDUSTRIES
CUTHOURS	REDUCTION IN LENGTH OF WORK WEEK
SPENVIRO	GOVT SPENDING ON ENVIRONMENT
SPHLTH	GOVT SPENDING ON HEALTH
SPPOLICE	GOVT SPENDING ON LAW ENFORCEMENT
SPSCHOOL	GOVT SPENDING ON EDUCATION
SPARMS	GOVT SPENDING ON DEFENSE
SPRETIRE	GOVT SPENDING ON RETIREMENT BENEFITS
SPUNEMP	GOVT SPENDING ON UNEMPLOYMENT BENEFITS
SPARTS	GOVT SPENDING ON CULTURE AND THE ARTS
INCTAX	AMOUNT OF TAX ON RS HOUSEHOLD INCOME
BUSTAX	AMOUNT OF TAX ON BUSINESS AND INDUSTRY
INFLJOBS	TOP PRIORITY OF GOVT: INFLATION OR JOBS?
LABORPOW	POWER OF LABOR UNIONS IN RS COUNTRY
BUSPOW	POWER OF BUSINESS AND INDUSTRY
GOVTPOW	POWER OF FEDERAL GOVT
OWNPOWER	GOVTS ROLE IN ELECTRIC POWER
OWNMASS	GOVTS ROLE IN LOCAL MASS TRANSPORTATION
OWNSTEEL	GOVTS ROLE IN THE STEEL INDUSTRY
OWNBANKS	GOVTS ROLE IN BANKING AND INSURANCE

OWNAUTOS	GOVTS ROLE IN AUTOMOBILE INDUSTRY
JOBSALL	GOVTS RESP: PROVIDE JOBS FOR ALL
PRICECON	GOVTS RESP: KEEP PRICES UNDER CONTROL
HLTHCARE	GOVTS RESP: PROVIDE HLTH CARE FOR SICK
AIDOLD	GOVTS RESP: PROVIDE FOR THE ELDERLY
AIDINDUS	GOVTS RESP: ASSIST INDUSTRIAL GROWTH
AIDUNEMP	GOVTS RESP: PROVIDE FOR THE UNEMPLOYED
EQUALIZE	GOVTS RESP: REDUCE INCOME DIFFERENCES
AIDCOL	GOV. SHOULD ASSIST LOW-INCOME COLLEGE STUDENT
AIDHOUSE	GOV. SHOULD PROVIDE HOUSING TO POOR
PROTSTRS	FEEL ABOUT PEOPLE PROTEST GOV
REVOLTRS	FEEL ABOUT PEOPLE WANT TO OVERTHROW GOV
RACISTS	FEEL ABOUT PEOPLE WHO ARE RACIST
UNIONSOK	HOW GOOD UNION FOR THE COUNTRY
POLINT	YOUR INTEREST IN POLITICS
RPRTST1	WOULD YOU ATTEND A PUBLIC MEETING
RPRTST3	WOULD YOU GO ON A PROTEST MARCH-DEMONSTRATION
RPRTST15	HOW MANY TIMES BE A PUBLIC MEETING PAST 5 YRS
RPRTST35	HOW MANY TIMES GONE ON A PROTEST MARCH PAST 5 YRS
GRNLAWS	GOV RESP TO MAKE INDUSTRY LESS DAMAGING
POLEFF11	DON'T HAVE ANY SAY ABOUT WHAT THE GOVERNMENT DOES
POLEFF12	EVEN BEST POLITICIAN CANNOT HAVE MUCH IMPACT
POLEFF13	HAVE A PRETTY GOOD UNDERSTANDING OF ISSUES
POLEFF14	ELECTIONS A GOOD WAY OF MAKING GOV PAY ATTENTION
POLEFF15	MOST PEOPLE BETTER INFORMED ABOUT POLITICS THAN I
POLEFF16	PEOPLE ELECTED TO CONGRESS TRY TO KEEP PROMISES
POLEFF17	MOST GOVERNMENT ADMINISTRATORS CAN BE TRUSTED
DEMWORKS	HOW WELL THE SYSTEM OF DEMOCRACY IN AMERICA WORKS?
TAXSPEND	CHOICE BETWEEN REDUCING TAXES OR SPENDING MORE
RUNPOWER	ELECTRIC POWER SHOULD MAINLY BE RUN BY PRIVATE
RUNHOSP	HOSPITALS SHOULD MAINLY BE RUN BY PRIVATE
RUNBANKS	BANKS SHOULD MAINLY BE RUN BY PRIVATE
CUTDEBT	SHOULD THE GOVERNMENT CUT DEBT?
MALIVE	MOTHER STILL ALIVE?
MAVISIT	HOW OFTEN VISIT MOTHER
MATIME	TRAVEL TIME TO MOTHER
MACALL	CONTACT WITH MOTHER
PALIVE	FATHER STILL ALIVE?
PAVISIT	HOW OFTEN VISIT FATHER
PATIME	TRAVEL TIME TO FATHER
PACALL	CONTACT WITH FATHER
SISNUM	NUMBER OF ADULT SISTERS
SISVISIT	HOW OFTEN VISIT SISTER
SISTIME	TRAVEL TIME TO SISTER
SISCALL	CONTACT WITH SISTER
BRONUM	NUMBER OF ADULT BROTHERS
BROVISIT	HOW OFTEN VISIT BROTHER
BROTIME	TRAVEL TIME TO BROTHER
BROCALL	CONTACT WITH BROTHER
DAUNUM	NUMBER OF ADULT DAUGHTERS
DAUVISIT	HOW OFTEN VISIT WITH DAUGHTER
DAUTIME	TRAVEL TIME TO DAUGHTER
DAUCALL	CONTACT WITH DAUGHTER
SONNUM	NUMBER OF ADULT SONS

SONVISIT	HOW OFTEN VISIT SON
SONTIME	TRAVEL TIME TO SON
SONCALL	CONTACT WITH SON
POSSLQ	DOES R HAVE MARITAL PARTNER
POSSLQY	RELATIONSHIP STATUS AND COHABITATION OR NOT
GRPARNUM	NUMBER OF GRANDPARENTS
GRKIDNUM	NUMBER OF ADULT GRANDCHILDREN
UNAUNUM	NUMBER OF AUNTS AND UNCLES
INLAWNUM	NUMBER OF IN-LAWS
RELNUM	NUMBER OF ADULT NIECES, NEPHEWS, ETC
RELMOST	ADULT RELATIVE R HAS MOST CONTACT WITH
RELVISIT	HOW OFTEN VISIT MOST CONTACTED REL
RELTIME	TRAVEL TIME TO MOST CONTACTED REL
RELCALL	CONTACT WITH MOST CONTACTED REL
FRINUM	NUMBER OF CLOSE FRIENDS
FRIWORK	NUMBER OF CLOSE FRIENDS ARE COWORKERS
FRINEIGH	NUMBER OF CLOSE FRIENDS ARE NEIGHBORS
FRISEX	SEX OF CLOSEST FRIEND
FRIVISIT	HOW OFTEN VISIT CLOSEST FRIEND
FRITIME	TRAVEL TIME TO CLOSEST FRIEND
FRICALL	CONTACT WITH CLOSEST FRIEND
CHORES1	HELP FOR HOUSEHOLD TASKS #1
CHORES2	HELP FOR HOUSEHOLD TASKS #2
SICK1	HELP IF SICK #1
SICK2	HELP IF SICK #2
BORROW1	BORROW MONEY #1
BORROW2	BORROW MONEY #2
UPSET1	HELP FOR MARITAL PROBLEM #1
UPSET2	HELP FOR MARITAL PROBLEM #2
DOWN1	HELP FOR DEPRESSION #1
DOWN2	HELP FOR DEPRESSION #2
CHANGE1	HELP REGARDING IMPORTANT CHANGE #1
CHANGE2	HELP REGARDING IMPORTANT CHANGE #2
LIVECOM	LENGTH OF RESIDENCE IN CITY, TOWN, COMM
LIVEHOME	LENGTH AT PRESENT DWELLING
MATIME1	HOW LONG DOES IT TAKE TO GET TO WHERE MOTHER LIVE
SIBNUM	NUMBER OF ADULT SISTER OR BROTHER
SIBMOST	DO R HAVE THE MOST CONTACT WITH SISTER OR BROTHER
SIBVISIT	HOW OFTEN DOES R VISIT THIS SISTER OR BROTHER
SIBCALL	HOW OFTEN DOES R CONTACT BY TELEPHONE OR LETTER
KIDNUM	NUMBER OF CHILDREN AGE 18 AND OLDER
KIDMOST	DO R HAVE THE MOST CONTACT WITH SON OR DAUGHTER
KIDVISIT	HOW OFTEN DOES R VISIT THIS SON OR DAUGHTER
KIDCALL	HOW OFTEN DOES R CONTACT BY TELEPHONE OR LETTER
PAVISIT1	HOW OFTEN DOES R VISIT FATHER
PACALL1	HOW OFTEN DOES R CONTACT FATHER BY TELEPHONE
MAVISIT1	HOW OFTEN DOES R VISIT MOTHER
MACALL1	HOW OFTEN DOES R CONTACT MOTHER BY TELEPHONE
UNCAUNTS	HOW OFTEN DOES R CONTACT UNCLES OR AUNTS
COUSINS	HOW OFTEN DOES R CONTACT COUSIN
PARSLAW	HOW OFTEN DOES R CONTACT PARENTS-IN-LAW
SIBINLAW	HOW OFTEN DOES R CONTACT BROTHERS OR SISTERS-IN-LAW
NIECENEP	HOW OFTEN DOES R CONTACT NIECES AND NEPHEWS
GODPARTS	HOW OFTEN DOES R CONTACT GOD-PARENTS

COWRKFRD	NUMBER OF CLOSE FRIENDS AT WORK PLACE
NEIFRD	NUMBER OF CLOSE FRIENDS WHO LIVE NEAR R
BESTFRD	NUMBER OF OTHER CLOSE FRIENDS
BSTVISIT	HOW OFTEN DOES R VISIT BEST FRIEND
BSTCALL	HOW OFTEN DOES R CALL BEST FRIEND
GRPPOL	PARTICIPATED IN ACTIVITY OF POLITICAL PARTY
GRPUNION	PARTICIPATED IN ACTIVITY OF A TRADE UNION
GRPCHURH	PARTICIPATED IN ACTIVITY OF CHURCH PAST 12 MONTHS
GRPSPORT	PARTICIPATED IN SPORTS GROUP PAST 12 MONTHS
GRPCHRTY	PARTICIPATED IN A CHARITABLE ORG PAST 12 MONTHS
GRPNEI	PARTICIPATED IN A NEIGHBOR ASSOCIATION PAST 12 MONTHS
GRPOTH	PARTICIPATED IN OTHER ASSOCIATIONS PAST 12 MONTHS
SICK1A	WHO DOES R TURN TO FIRST FOR HELP WHEN SICK
SICK2A	WHO DOES R TURN TO SECOND FOR HELP WHEN SICK
BORROW1A	WHO DOES R TURN TO FIRST WHEN LARGE MONEY NEEDED
BORROW2A	WHO DOES R TURN TO SECOND WHEN LARGE MONEY NEEDED
DOWN1A	WHO DOES R TURN TO FIRST FOR HELP WHEN DEPRESSED
DOWN2A	WHO DOES R TURN TO SECOND FOR HELP WHEN DEPRESSED
HELPHWRK	HELPED SOMEONE WITH HWORK DURING PAST 12 MONTHS
LENTTO	LENT MONEY TO ANOTHER PERSON PAST 12 MONTHS
TALKEDTO	TALKED WITH SOMEONE DEPRESSED PAST 12 MONTHS
HELPJOB	HELPED SOMEBODY TO FIND A JOB PAST 12 MONTHS
LEARNJOB	HOW DID R FIND OUT ABOUT PRESENT WORK
FRDTHINK	SHOULD CLOSE FRIEND BE SOMEONE INTELLIGENT
FRDHELPS	SHOULD CLOSE FRIEND BE SOMEONE WHO HELPS R
FRDKNOWS	SHOULD CLOSE FRIEND BE SOMEONE WHO UNDERSTANDS R
FRDENJOY	SHOULD CLOSE FRIEND BE SOMEONE WHO IS ENJOYABLE
KIDPARS	DO ADULT CHILDREN HAVE DUTY TO LOOK AFTER PARENT
FIRSTYOU	SHOULD TAKE CARE OF ONESELF AND ONES FAMILY FIRST
HELPPFRDS	SHOULD BETTER OFF PPL HELP LESS WELL-OFF FRIEND
USEFRDS	OK TO HAVE FRDS JUST BC THEY ARE OF USE TO R
AIDKIDS	GOVTS RESP PROVIDE CHILDCARE
OTHFRD	NUMBER OF OTHER CLOSE FRIENDS
DEMANDS	R FEELS THAT FAMILY MAKE TOO MANY DEMANDS ON R
TRUSTPEO	THERE ARE ONLY A FEW PPL R CAN TRUST COMPLETELY
WANTBEST	R IS SURE THAT OTHER PPL WANT THE BEST FOR R
ADVANTGE	OTHER PPL WILL TAKE ADVANTAGE OF R IF NOT CAREFUL
COMYEAR	HOW LONG HAS R LIVED IN CITY WHERE R LIVES NOW
LOCALGVT	HOW LIKELY CAN R DO STH FOR IMPROVMNT IN COMMUNITY
OPWLTH	NEED WEALTHY FAMILY TO GET AHEAD
OPPARED	NEED EDUCATED PARENTS TO GET AHEAD
OPEDUC	NEED GOOD EDUCATION TO GET AHEAD
OPAMBIT	NEED AMBITION TO GET AHEAD
OPABLE	NEED NATURAL ABILITY TO GET AHEAD
OPHRDWRK	NEED TO WORK HARD TO GET AHEAD
OPKNOW	NEED TO KNOW RIGHT PEOPLE TO GET AHEAD
OPCLOUT	NEED POLITICAL CONNECTIONS TO GET AHEAD
OPRACE	NEED TO BE RIGHT RACE TO GET AHEAD
OPRELIG	NEED TO BE RIGHT RELIGION TO GET AHEAD
OPREGION	MUST BE FROM RIGHT REGION TO GET AHEAD
OPSEX	NEED TO BE RIGHT SEX TO GET AHEAD
OPPOL	MUST HAVE CERTAIN POLVIEWS TO GET AHEAD
GOODLIFE	STANDARD OF LIVING OF R WILL IMPROVE
INCENTIV	PAY DIFFERENCES NEEDED FOR MOTIVATION

INEQUAL1	EXTRA PAY -> PEOPLE TAKE RESPONSIBILITY
INEQUAL2	EXTRA PAY -> WORKERS ACQUIRE SKILLS
INEQUAL3	INEQUALITY EXISTS FOR BENEFIT OF RICH
INEQUAL4	EXTRA PAY -> PEOPLE EARN DEGREES
INEQUAL5	PAY DIFFERENCES -> AMERICAN PROSPERITY
INEQUAL6	EVERYONE BENEFITS FROM BUSINESS PROFITS
INEQUAL7	INEQUALITY DUE TO LACK OF SOLIDARITY
PAYMASON	HOW MUCH R THINKS BRICKLAYER MAKES
PAYDOC	HOW MUCH R THINKS DOCTOR MAKES
PAYCLERK	HOW MUCH R THINKS BANK CLERK MAKES
PAYOWNER	HOW MUCH R THINKS SHOP OWNER MAKES
PAYEXEC	HOW MUCH R THINKS CORPORATE HEAD MAKES
PAYSKILL	HOW MUCH R THINKS SKILLED WORKER MAKES
PAYFARM	HOW MUCH R THINKS FARM WORKER MAKES
PAYSEC	HOW MUCH R THINKS SECRETARY MAKES
PAYBUS	HOW MUCH R THINKS BUS DRIVER MAKES
PAYUNSKL	HOW MUCH R THINKS UNSKILLED WRKR MAKES
PAYCABNT	HOW MUCH R THINKS CABINET MEMBER MAKES
PAYLAW	HOW MUCH R THINKS LAWYERS MAKE
PAYSALES	HOW MUCH R THINKS SALESCLERKS MAKE
PAYFCTRY	HOW MUCH R THINKS OWNER OF A LARGE FACTORY MAKES
PAYJUDGE	HOW MUCH R THINKS SUPREME COURT JUSTICE MAKES
PAYROCC	HOW MUCH R THINKS WORKERS IN OWN OCCUPATION MAKE
GIVMASON	HOW MUCH OUGHT MASON MAKE?
GIVDOC	HOW MUCH OUGHT DOCTOR MAKE?
GIVCLERK	HOW MUCH OUGHT BANK CLERK MAKE?
GIVOWNER	HOW MUCH OUGHT SHOP OWNER MAKE?
GIVEXEC	HOW MUCH OUGHT CORPORATE HEAD MAKE?
GIVSKILL	HOW MUCH OUGHT SKILLED WORKER MAKE?
GIVFARM	HOW MUCH OUGHT FARM WORKER MAKE?
GIVSEC	HOW MUCH OUGHT SECRETARY MAKE?
GIVBUS	HOW MUCH OUGHT BUS DRIVER MAKE?
GIVUNSKL	HOW MUCH OUGHT UNSKILLED WORKER MAKE?
GIVCABNT	HOW MUCH OUGHT CABINET MEMBER MAKE?
GIVLAW	HOW MUCH OUGHT LAWYER MAKE
GIVSALES	HOW MUCH OUGHT SALESCLERK MAKE
GIVFCTRY	HOW MUCH OUGHT OWNER OF A LARGE FACTORY MAKES
GIVJUDGE	HOW MUCH OUGHT JUSTICE MAKE
GIVROCC	HOW MUCH OUGHT WORKER IN OWN OCCUPATION MAKE
INCGAP	INCOME DIFFERENTIALS IN USA TOO BIG
GOVEQINC	GOVMNT SHOULD REDUCE INC DIFFERENTIALS
GOVEDOP	GOVMNT SHOULD HELP POOR ATTEND COLLEGE
GOVJOBS	GOVMNT SHOULD PROVIDE JOBS
GOVLESS	GOVMNT SHOULD SPEND LESS ON POOR
GOVUNEMP	GOVMNT SHOULD PROVIDE UNEMP BENEFITS
GOVMINC	GOVMNT SHOULD PROVIDE MINIMUM INCOME
TAXRICH	TAXES ON HIGH INCOME PEOPLE TOO HIGH
TAXMID	TAXES ON MIDDLE INCOME PEOPLE TOO HIGH
TAXPOOR	TAXES ON LOW INCOME PEOPLE TOO HIGH
TAXSHARE	SHOULD RICH PAY BIGGER SHARE OF TAXES?
CONWLTH	CONFLICT BETWEEN POOR AND RICH IN USA?
CONCLASS	WORKING AND MIDDLE CLASSES IN CONFLICT?
CONJOBS	EMPLOYED AND UNEMPLOYED IN CONFLICT
CONUNION	WORKERS AND MANAGEMENT IN CONFLICT?

CONURBAN	FARMERS AND CITY PEOPLE IN CONFLICT?
CONSOC	CONFLICT BETWEEN SOCIAL TOP AND BOTTOM
CONAGE	CONFLICT BETWEEN YOUNG AND OLD
OCCMOBIL	STATUS OF JOB HIGHER THAN FATHERS?
PAJOB	TYPE OF JOB HELD BY FATHER WHEN R 16
PASLF	WAS FATHER SELF-EMPLOYED?
FIRSTJOB	TYPE OF FIRST JOB HELD BY R
FIRSTSLF	FIRST JOB SELF-EMPLOYMENT?
LASTJOB	TYPE OF CURRENT JOB HELD BY R
LASTSLF	CURRENT JOB SELF-EMPLOYMENT?
REWRDEFF	EFFORT REWARDED IN AMERICA
REWRDINT	INTELLIGENCE AND SKILL REWARDED IN AMERICA
CORRUPT	MUST BE CORRUPT TO GET TO TOP IN AMERICA
EARNDES	R DESERVES EARNINGS
LDCGAP	DIFFERENCES BETWEEN RICH AND POOR TOO LARGE
LDCTAX	RICH COUNTRIES PAY TAX TO HELP POOR COUNTRIES
RICHHLTH	RICH BUY BETTER HEALTH CARE THAN POOR
RICHEDUC	RICH BUY BETTER EDUCATION THAN POOR
PAYRESP	HOW MUCH PAY DEPENDENT ON RESPONSIBILITY
PAYEDTRN	HOW MUCH PAY DEPENDENT ON EDUC AND TRAINING
PAYSUP	HOW MUCH PAY DEPENDENT ON SUPERVISING OTHERS
PAYFAM1	HOW MUCH PAY DEPENDENT ON FAMILY TO SUPPORT
PAYCHILD	HOW MUCH PAY DEPENDENT ON CHILDREN
PAYDOWEL	HOW MUCH PAY DEPENDENT ON WORK WELL DONE
PAYHARD	HOW MUCH PAY DEPENDENT ON WORKING HARD
JUSTPAY	IS RS PAY JUST
SOCTYPE1	WHAT TYPE OF SOCIETY IS AMERICA
SOCTYPE2	WHAT TYPE OF SOCIETY DOES R PREFER
FAMRNK	RANK IN SOCIETY OF R
UNSKLRNK	RANK IN SOCIETY OF UNSKILLED WORKERS
EXECRNK	RANK IN SOCIETY OF CHAIRMEN
PASUP	RS FATHER SUPERVISOR
BOOKS16	BOOKS IN HOME OF R AGE 16
MAWRKWRM	WORKING MOM CAN HAVE A WARM REL W KIDS
KIDSUFFR	PRESCHOOLER WILL SUFFER IF MOM WORKS
FAMSUFFR	FAMILY LIFE SUFFERS IF MOM WORKS F-T
HAPIFWRK	WOMAN AND FAMILY HAPPIER IF SHE WORKS
HOMEKID	MOST WOMEN REALLY WANT A HOME AND KIDS
HOUSEWRK	BEING HOUSEWIFE AS FULFILLING AS PAID WORK
FEJOBIND	JOB IS BEST WAY FOR WOMAN TO BE INDEP
TWOINCS	HUSB & WIFE SHOULD CONTRIB TO FAMILY INCOME
HUBBYWRK	HUSB SHLD WORK WIFE SHLD LOOK AFTER HOME
ILIKEJOB	R WOULD ENJOY JOB IF MONEY WASN'T NEEDED
WRKNOKID	SHLD MOM WORK AFTR MARRIAGE, BEFORE KIDS?
WRKBABY	SHLD WOMAN WITH PRESCHOOLER WORK?
WRKSCH	SHLD WOMAN WORK AFTER YOUNGEST IN SCHOOL?
WRKGROWN	SHLD WOMAN WORK AFTER KIDS LEAVE HOME?
DAYCARE1	PUBLIC DAYCARE CENTER OK FOR KID < 3 YRS?
DAYCARE2	PRIVATE DAYCARE CENTER OK FOR KID < 3 YRS?
DAYCARE3	BABYSITTER OK FOR KID < 3 YRS?
DAYCARE4	FRIEND OR NEIGHBOR OK FOR KID < 3 YRS?
DAYCARE5	RELATIVE OK FOR KID < 3YRS?
FEMARRY	WAY OF LIFE RECOMMENDATION FOR WOMAN
MEMARRY	WAY OF LIFE RECOMMENDATION FOR MAN

MARHAPPY	MARRIED PEOPLE HAPPIER THAN UNMARRIED
MARFREE	PERSONAL FREEDOM MORE IMPT THAN MARRIAGE
MARFIN	FINANCIAL SECURITY MAIN ADVTG OF MARRIAGE
MARKIDS	MAIN PURPOSE OF MARRIAGE = KIDS
MARNOMAR	BAD MARRIAGE BETTER THAN NONE AT ALL
MARLEGIT	THOSE WANTING KIDS SHOULD GET MARRIED
MARMAKID	SINGLE MA CAN RAISE KIDS WELL AS COUPLE
MARPAKID	SINGLE PA CAN RAISE KIDS WELL AS COUPLE
MARDIV	MARRIAGE NOT TAKEN SERIOUSLY WHEN DIV IS EASY
MARHOMO	HOMOSEXUALS SHOULD HAVE RIGHT TO MARRY
NUMKIDS	WHAT IS IDEAL NUMBER OF KIDS FOR FAMILY
NOKIDS	DESIRABILITY OF NO-KID FAMILY
ONEKID	DESIRABILITY OF ONE-KID FAMILY
TWOKIDS	DESIRABILITY OF TWO-KID FAMILY
THREKIDS	DESIRABILITY OF THREE-KID FAMILY
FOURKIDS	DESIRABILITY OF 4+ KID FAMILY
KIDTRBLE	KIDS MORE TROUBLE THAN THEY ARE WORTH
KIDJOY	KIDS ARE LIFE'S GREATEST JOY
KIDNOFRE	KIDS INTERFERE WITH PARENTS' FREEDOM
KIDLESS	KIDLESS MARRIAGE IS INCOMPLETE
KIDFIN	BETTER NOT TO HAVE KIDS DUE TO \$ BURDEN
KIDEMPTY	KIDLESS PEOPLE LEAD EMPTY LIVES
DIVNOW	HOW EASY IS IT TO GET A DIVORCE TODAY
DIVNOKID	HOW EASY SHOULD DIVORCE BE FOR KIDLESS
DIVIFKID	HOW EASY SHOULD DIVORCE BE IF KIDS
DIVKIDS	KIDS BETTER IF BAD MARRGE ENDED BY DIV
DIVWIFE	WIFE BETTER IF BAD MARRGE ENDED BY DIV
DIVHUBBY	HUSB BETTER IF BAD MARRGE ENDED BY DIV
MAWORK14	DID MOM WORK BEFORE R WAS 14 YRS OLD
EVDIV	HAS R EVER BEEN DIVORCED
SPEVDIV	HAS RS CURRENT SPOUSE BEEN DIVORCED
COHABIT	DID R LIVE WITH SPOUSE BEFORE MARRIAGE
RWRKNOKD	DID R WORK AFTR MARRGE BUT BEFORE KIDS
RWRKBABY	DID R WORK WHEN KID WAS PRESCHOOLER
RWRKSCH	DID R WORK AFTER YOUNGEST IN SCHOOL
RWRKGRWN	DID R WORK AFTER KIDS LEFT HOME
EARNMOR	HUBBY OR WIFE EARNS MORE \$
FEWRKSUP	DO MOST WOMEN WORK TO SUPPORT FAMILY
HUBBYWK1	MEN SHOULD EARN MONEY WOMEN KEEP HOUSE
MRMOM	GENDER ROLE REVERSAL HURTS FAMILY
MEOVRWRK	MEN HURT FAMILY WHEN FOCUS ON WORK TOO MUCH
SINGLPAR	SINGLE PARENTS CAN RAISE KIDS AS WELL AS TWO
COHABOK	LIVING TOGETHER AS AN ACCEPTABLE OPTION
COHABFST	PEOPLE SHOULD LIVE TOGETHER BEFORE MARRIAGE
DIVBEST	DIVORCE AS BEST SOLUTION TO MARITAL PROBLEMS
DIVIFK1	SHOULD FEUDING PARENTS STAY TOGETHER FOR KIDS
DIVNOK1	CHILDLESS COUPLES STAY MARRIED EVEN WITH PROBLEMS
LIVNOWED	DID R LIVE WITH PARTNER BEFORE MARRIAGE
MAPAID	SHOULD WORKING WOMEN HAVE PAID MATERNITY LEAVE
CHLDCARE	SHOULD FAMILIES GET BENEFITS IF BOTH PARENTS WORK
ABCHOOSE	SHOULD A WOMAN GET AN ABORTION FOR ANY REASON
TEENSEX1	MORALITY OF TEENS HAVING SEX
SEXHAR	R EXPERIENCED SEXUAL HARASSMENT
FAMBUDGT	HOW COUPLES MONITOR BUDGET

LAUNDRY	WHO IN HOUSEHOLD DOES LAUNDRY
REPAIRS	WHO IN HOUSEHOLD DOES SMALL REPAIRS
CARESICK	WHO IN HOUSEHOLD CARES FOR SICK IN FAMILY
SHOPFOOD	WHO IN HOUSEHOLD SHOPS FOR GROCERIES
DINNER	WHO IN HOUSEHOLD PLANS MEALS
SPWKNOKD	DID SPOUSE WORK AFTER MARRIAGE BEFORE KIDS
SPWKBABY	DID SPOUSE WORK WITH YOUNG CHILDREN
SPWRKSCH	DID SPOUSE WORK WITH SCHOOL AGE CHILDREN
SPWKGRWN	DID SPOUSE WORK AFTER CHILDREN LEFT HOME
MEHHWORK	MEN OUGHT TO DO MORE HH WORK THAN THEY DO NOW
MEKDCARE	MEN OUGHT TO DO MORE CHILDCARE THAN THEY DO NOW
LAUNDRY1	WHO IN HOUSEHOLD DOES LAUNDRY
REPAIRS1	WHO IN HOUSEHOLD DOES SMALL REPAIRS
CARESIK1	WHO IN HOUSEHOLD CARES FOR SICK IN FAMILY
SHOP1	WHO IN HOUSEHOLD SHOPS FOR GROCERIES
CLEAN1	WHO IN HOUSEHOLD DOES CLEANING
COOKING1	WHO IN HOUSEHOLD PREPARES THE MEALS
RHHWORK	HOW MANY HOURS A WEEK DOES R SPEND ON HH WORK
SPHHWORK	HOW MANY HOURS A WEEK DOES SPOUSE ON HH WRK
HHWKFAIR	SHARING OF HH WORK BETWEEN R AND SPOUSE
HHWKDIS	HOW OFTEN R AND SPOUSE DISAGREE SHARING OF HH WRK
DECKIDS	WHO MAKES DECISION ABOUT HOW TO BRING UP CHILDREN
WEEKEND	WHO HAS FINAL SAY ABOUT CHOOSING WEEKEND ACTIVITY
BUYTHNGS	WHO HAS FINAL SAY ABOUT BUYING THINGS FOR HOME
TIMEHOME	RUN OUT OF TIME BEFORE GETTING THINGS DONE AT HOME
STRSSHME	LIFE AT HOME IS RARELY STRESSFUL
TIMEWORK	RUN OUT OF TIME BEFORE GETTING THINGS DONE AT WORK
STRSSWRK	JOB IS RARELY STRESSFUL
TIREDHME	COME HOME FROM WORK TOO TIRED TO DO THE CHORES
JOBVSFAM	DIFFICULT TO FULFILL FAM RESPONSIBILITY BC OF JOB
TIREDWRK	ARRIVED AT WORK TOO TIRED TO FUNCTION BC OF HHWORK
FAMVSWRK	DIFFICULT TO CONCENTRATE WRK BC OF FAM RESPONSIBILITY
HAPPY7	HOW HAPPY R IS
SATJOB7	JOB SATISFACTION IN GENERAL
SATFAM7	FAMILY SATISFACTION IN GENERAL
FEWKNOKD	WOMEN SHOULD WORK OUTSIDE WHEN NO KIDS
TWOINCS1	BOTH MEN AND WOMEN SHOULD CONTRIBUTE TO INCOME
EARNSHH	HUBBY OR WIFE EARNS MORE DOLLARS
SSFCHILD	SAME SEX FEMALE COUPLE RAISE CHILD AS WELL AS MALE-FEMALE COUPLE
SSMCHILD	SAME SEX MALE COUPLE RAISE CHILD AS WELL AS MALE-FEMALE COUPLE
KIDFINBU	CHILDREN ARE FINANCIAL BURDEN ON PARENTS
KIDJOB	CHILDREN LIMIT EMP AND CAREER OPP FOR ONE OR BOTH PARENTS
KIDSOCST	HAVING CHILDREN INCREASES SOCIAL STANDING IN SOCIETY
ELDERSUP	ADULT CHILDREN ARE IMP TO HELP ELDERLY PARENTS
PAIDLV	PAID LEAVE FOR CHILDCARE
PAIDL1	MONTHS OF LEAVE THAT SHOULD BE AVAILABLE
PAIDLVPY	WHO PAYS FOR LEAVE
PAIDLVDV	MOTHER OR FATHER PAID LEAVE
FAMWKBST	BEST WAY TO ORG FAMILY WORK LIFE WITH UNDER SCHOOL AGE CHILD
FAMWKLST	WORST WAY TO ORG FAMILY WORK LIFE WITH UNDER SCHOOL AGE CHILD
CAREPROV	WHO SHOULD PROVIDE CHILDCARE FOR UNDER SCHOOL AGE CHILD
CARECOST	WHO SHOULD PAY FOR COSTS OF CARE FOR UNDER SCHOOL AGE CHILD
ELDHHELP	WHO SHOULD PROVIDE HELP FOR ELDERLY
ELDCOST	WHO SHOULD PAY FOR HELP FOR ELDERLY

HHCLEAN1	WHO DOES HOUSEHOLD CLEANING
WKNDACT	WHO DECIDES WEEKEND ACTIVITIES
TIREDHM1	HOW OFTEN TOO TIRED TO DO HOUSEWORK
JOBVSFA1	HOW OFTEN JOB TAKES TOO MUCH TIME TO FULFILL FAMILY RESP
TIREDWK1	HOW OFTEN TOO TIRED FROM HOUSEWORK TO DO JOB WELL
FAMVSWK1	HOW OFTEN DIFFICULT TO CONC AT WORK BECAUSE FAMILY RESP
WKKIDSCL	DID R WORK OUTSIDE HOME WITH CHILD UNDER SCHOOL AGE
WKYNGSCL	DID R WORK OUTSIDE HOME AFTER CHILD STARTED SCHOOL
WKKIDSCS	DID PARTNER WORK OUTSIDE HOME WITH CHILD UNDER SCHOOL AGE
WKYNGSCS	DID PARTNER WORK OUTSIDE HOME AFTER CHILD STARTED SCHOOL
RFAMLOOK	HOURS R SPENDS LOOKING AFTER FAMILY MEMBERS
SPFALOOK	HOURS SPOUSE SPENDS LOOKING AFTER FAMILY MEMBERS
SPBORN	WHEN WAS YOUR SPOUSE BORN
SPLIVE	HOW LONG BEEN LIVING WITH SPOUSE
TIMEPDWK	TIME R WOULD SPEND ON PAID WORK
TIMEHHWK	TIME R WOULD SPEND ON HOUSEHOLD WORK
TIMEFAM	TIME R WOULD SPEND ON FAMILY
TIMEFRND	TIME R WOULD SPEND ON FRIENDS
TIMELEIS	TIME R WOULD SPEND ON LEISURE
TIMERELX	TIME R WOULD SPEND RELAXING
WRKEARN	JOB IS JUST A WAY TO EARN MONEY
WRKENJOY	ENJOY JOB EVEN IF \$ NOT NEEDED
WRKIMP	WORK IS PERSONS MOST IMPT. ACTIVITY
HWDUTIES	IS R MAINLY RESPNS. FOR HH CHORES?
YRSFIRM	IMPORTANCE OF TENURE TO PAY
DOWELL	IMPORTANCE OF PERFORMANCE TO PAY
EXPERNC	IMPORTANCE OF EXPERIENCE TO PAY
PAYSAME	IMPORTANCE OF STANDARD RATES TO PAY
AGEEMP	IMPORTANCE OF AGE TO PAY
SEXEMP	IMPORTANCE OF GENDER TO PAY
FAMRESP	IMPORTANCE OF FAMILY RESPS. TO PAY
EDUCEMP	IMPORTANCE OF EDUC & QUALIF. TO PAY
DK	DON'T KNOW RESPONSE TO PAY ITEMS
BOSSWRKS	MANAGEMENT & WORKERS ALWAYS IN CONFLICT
STRNGUN	STRONG UNIONS NEEDED TO PROTECT WORKERS
SECJOB	IMPORTANCE OF JOB SECURITY IN A JOB
HIINC	IMPORTANCE OF HIGH PR INCOME IN A JOB
PROMOTN	IMPORTANCE OF ADVANCEMENT IN A JOB
LEISURE	IMPORTANCE OF LEISURE TIME IN A JOB
INTJOB	IMPORTANCE OF INTERESTING WORK IN A JOB
WRKINDP	IMPORTANCE OF INDEPENDENT WORK IN A JOB
HLPOTHS	IMPORTANCE OF HELPING OTHERS IN A JOB
HLPSOC	IMPORTANCE OF SOCIAL USEFULNESS IN A JOB
FLEXHRS	IMPORTANCE OF FLEXIBLE HRS. IN A JOB
UNPEOPLE	RANK OF NO PEOPLE CONTACT WHEN UNEMPLOYED
UNMONEY	RANK OF SHORTAGE OF MONEY WHEN UNEMPLOYED
UNSLFCO	RANK OF LOSS OF CONFIDE. WHEN UNEMPLOYED
UNRESPCT	RANK OF LOSS OF RESPECT WHEN UNEMPLOYED
UNFAMTEN	RANK OF FAMILY TENSIONS WHEN UNEMPLOYED
UNJOBEXP	RANK OF HOW TO SPEND TIME WHEN UNEMPLOYED
UNBORED	RANK OF BOREDOM WHEN UNEMPLOYED
UNDK	DON'T KNOW RESPONSE TO UNEMPLOYMENT ITEMS
EMPSELF	DOES R PREFER SELF-EMPLOYMENT OR NOT ?
SMALLBIG	R PREFERENCE RE: FIRM SIZE IN

INDUSOTH	R PREFERENCE RE: MANUFACTURE SERVICE, ETC
PRIVGOVT	R PREFERENCE RE: PRIVATE PUBLIC SECTOR
WORKWEEK	DOES R WORK AT LEAST 10 HRS/WK
WANTJOB	WOULD R LIKE A JOB NOW
FINDJOB	COULD R FIND A JOB <UNEMPLOYED RS>
IWRKHARD	HOW HARD DOES R WORK AT JOB
HRSMONEY	R PREFERENCE RE: WORK HRS AND MONEY
RYRSFIRM	IMPORTANCE OF TENURE
RDOWELL	IMPORTANCE OF PERFORMANCE
RPAYSAME	IMPORTANCE OF STANDARD RATES
REXPENC	IMPORTANCE OF EXPERIENCE
RAGEEMP	IMPORTANCE OF AGE
RFAMRESP	IMPORTANCE OF FAMILY RESPS.
REDUCEMP	IMPORTANCE OF EDUC. & FORMAL QUAL.
RDK	DON'T KNOW RESPONSE TO UNEMPLOYMENT ITEMS
RSECJOB	RS JOB IS SECURE
RHIINC	RS INCOME IS HIGH
RPROMOTN	R HAS OPPORTUNITY TO ADVANCE
RLEISURE	RS JOB LEAVES MUCH LEISURE TIME
RINTJOB	RS JOB IS INTERESTING
RWRKINDP	R CAN WORK INDEPENDENTLY
RHLPOTHS	R HELPS OTHERS IN JOB
RHLPSOC	RS JOB IS USEFUL TO SOCIETY
RFLEXHRS	RS JOB HAS FLEXIBLE HRS.
XHAUSTN	HOW OFTEN DOES WORK EXHAUST R
PHYSWRK	HOW OFTEN MUST R DO PHYSICAL WORK
STRESS	HOW OFTEN DOES R FIND WORK STRESSFUL
BOREDOM	HOW OFTEN IS R BORED AT WORK
DANGER	HOW OFTEN DOES R WORK IN DANGEROUS CONDS
UNHLTHY	HOW OFTEN DOES R WORK IN UNHEALTHY CONDS
UNPLEZNT	HOW OFTEN DOES R WORK IN UNPLEASANT CONDS
PLANWRK	HOW MUCH CAN R PLAN DAILY WORK
FINDWORK	COULD R FIND A JOB <EMPLOYED RS>
BOSSEMP	QUALITY OF MGMNT-EMPLOYEE RELS: RS FIRM
COWRKERS	QUALITY OF RELS AMONG WORKERS: RS FIRM
JOBSAT	HOW SATISFIED IS R WITH HIS/HER JOB
SUPERVIS	DOES R SUPERVISE OTHERS AT WORK IN MAIN JOB
SUPNUM	NUMBER OF WORKERS R SUPERVISES
MOONLITE	DOES R HAVE A SECOND JOB
OTHHRS	HOURS R SPENDS AT OTHER JOB<S>
NUMSITES	DOES RS FIRM HAVE MORE THAN ONE LOCATION
LOCALNUM	NUMBER OF EMPLOYEES: RS WORK SITE
TOTALNUM	NUMBER OF EMPLOYEES: RS ENTIRE FIRM
EMPLOYER	DOES R EMPLOY OTHERS
NUMEMPLY	NUMBER OF PERSONS R EMPLOYS
PAYDOJOB	HOW IMPORTANT JOB WELL DONE IN DECIDING PAY
PAYFAM	HOW IMPORTANT FAMILY RESPONSIBILITY IN DECIDING P
PAYEDUC	HOW IMPORTANT EDUCATION IN DECIDING PAY
PAYTIME	HOW IMPORTANT BE LONG WITH THE FIRM IN DECIDING P
TECHJOBS	NEW TECHS INCREASE NUMBER OF JOBS
TECHWORK	NEW TECHS MAKE WORK MORE INTERESTING
WANTJOB1	WHICH JOB WOULD YOU PREFER
WORKNOW	ARE YOU CURRENTLY WORKING FOR PAY
SETHOURS	WHO SET WORKING HOURS

PLACEWRK	WHERE DO YOU WORK
WKTENURE	DESCRIBE YOUR PRESENT JOB SITUATION
USESILL	HOW MUCH PAST SKILLS CAN YOU MAKE USE IN PRESENT
EDCSKILL	HOW IMPORTANT SCHOOL IN DEVELOPING SKILLS
JOBSKILL	HOW IMPORTANT TRAINING IN DEVELOPING SKILLS
HELPOG1	WILLING TO WORK HARDER FOR THE FIRM
PRIDEORG	I AM PROUD WORKING FOR MY FIRM
CHNGWORK	I WOULD CHANGE MY JOB FOR SOMETHING ELSE
STAYORG3	I WOULD TURN DOWN JOB OFFERING MORE PAY
PROUDWRK	I AM PROUD OF THE TYPE OF WORK I DO
ABSENT	HOW MANY DAYS ABSENT FROM WORK PAST 6 MONTH
LEAVEJOB	HOW LIKELY WILL TRY TO FIND ANOTHER FIRM
WORRYJOB	DO YOU WORRY ABOUT LOSING JOB
EVJOB	HAVE YOU EVER HAD A PAID JOB FOR 1 YEAR OR+
YRJOBEND	WHEN DID YOUR LAST PAID JOB END
WHYJBEND	MAIN REASON YOUR JOB END
WANTJOB2	WOULD LIKE TO HAVE A JOB NOW OR IN THE FUTURE
GETJOB	HOW LIKELY YOU WOULD FIND A JOB
LOOKJOB	ARE YOU LOOKING FOR A JOB
PUBAGNCY	REGISTERED AT A PUBLIC EMPLOYMENT AGENCY
PRIAGNCY	REGISTERED AT A PRIVATE EMPLOYMENT AGENCY
WANTADS	ANSWERED ADVERTISEMENTS FOR JOBS
ADFORJOB	ADVERTISED FOR A JOB IN NEWSPAPERS
APPEMPS	APPLIED DIRECTLY TO EMPLOYERS
ASKHELP	ASKED RELATIVES FRIENDS COLLEAGUES TO HELP
ECONSUP	MAIN SOURCE OF ECONOMIC SUPPORT
HAPUNHAP	HAPPY OR UNHAPPY WITH LIFE TODAY
STIFFPUN	LAWBREAKERS SHOULD GET STIFFER SENTENCES
DEATHPEN	MURDERERS SHOULD GET DEATH PENALTY
PREMARS1	IS PREMARITAL SEX WRONG?
XMARSEX1	IS EXTRAMARITAL SEX WRONG?
HOMOSEX1	IS HOMOSEXUAL SEX WRONG?
ABDEFCT1	LAW SHOULD ALLOW ABORTION FOR BIRTH DEFECTS
ABPOOR1	LAW SHOULD ALLOW ABORTION IF FAMILY LOW INCOME
ABDEFCTW	WRONG FOR WOMAN TO GET ABORTION FOR BIRTH DEFECTS
ABPOORW	WRONG FOR WOMAN TO GET ABORTION IF LOW INCOME?
TAXCHEAT	WRONG TO CHEAT ON TAXES?
GOVCHEAT	WRONG TO GIVE GOVT FALSE INFO FOR BENEFITS?
CONCONG	CONFIDENCE IN US CONGRESS
CONBIZ	CONFIDENCE IN BUSINESS AND INDUSTRY
CONGOVT	CONFIDENCE IN GOVERNMENT DEPARTMENTS
CONCHURH	CONFIDENCE IN CHURCHES AND RELIGIOUS ORGS
CONCOURT	CONFIDENCE IN COURTS AND LEGAL SYSTEM
CONSCHLS	CONFIDENCE IN SCHOOLS AND EDUC SYSTEM
POLSGOD	ATHEISTS SHOULDN'T HOLD PUBLIC OFFICE
CLERGVTE	CLERGY SHOULDN'T TRY TO INFLUENCE VOTERS
RELIGPUB	BETTER IF MORE BELIEVERS HELD PUBLIC OFFICE
CLERGGOV	CLERGY SHOULDN'T TRY TO INFLUENCE GOVT DECISIONS
CHURHPOW	DO CHURCHES HAVE TOO MUCH POWER?
GODCHNGE	DESCRIBE YOUR BELIEFS ABOUT GOD
AFTERLIF	BELIEF IN LIFE AFTER DEATH
DEVIL	BELIEF IN THE DEVIL
HEAVEN	BELIEF IN HEAVEN
HELL	BELIEF IN HELL

MIRACLES	BELIEF IN RELIGIOUS MIRACLES
BIBLE1	DESCRIBE YOUR FEELINGS ABOUT THE BIBLE
THEISM	GOD CONCERNED WITH HUMAN BEINGS PERSONALLY
FATALISM	PEOPLE CAN'T CHANGE THE COURSE OF THEIR LIVES
GODMEANS	LIFE MEANINGFUL BECAUSE GOD EXISTS
NIHILISM	LIFE SERVES NO PURPOSE
PREDETER	GOD DECIDES THE COURSE OF OUR LIVES
EGOMEANS	LIFE MEANINGFUL ONLY IF YOU PROVIDE MEANING
OWNFATE	WE EACH MAKE OUR OWN FATE
RELEXPER	TURNING POINT IN LIFE FOR RELIGION
MARELKID	MOTHERS RELIGION WHEN R WAS CHILD
MADENKID	IF PROTESTANT, MOTHER'S DENOMINATION
PARELKID	FATHER'S RELIGION WHEN R WAS CHILD
PADENKID	IF PROTESTANT, FATHER'S DENOMINATION
RELIGKID	RELIGION R WAS RAISED IN
DENKID	IF PROTESTANT, DENOMINATION R RAISED IN
RELIGSP	R'S SPOUSE'S RELIGION
DENSP	IF PROTESTANT, R'S SPOUSE'S DENOMINATION
ATTENDMA	FREQ OF R'S MOM'S RELIG SVC ATTENDANCE
ATTENDPA	FREQ OF R'S DAD'S RELIG SVC ATTENDANCE
ATTEND12	FREQ OF R'S RELIG SVC ATTENDANCE AT AGE 12
PRAYFREQ	HOW OFTEN DOES R PRAY
REACTIV	HOW OFTEN DOES R TAKE PART IN RELIG ACTIVITIES
REACTIV1	HOW OFTEN DOES R TAKE PART IN RELIG ACTIVITIES
FEELREL	HOW RELIGIOUS IS R
SCHLPRAY	SHOULD THERE BE DAILY PRAYER IN PUBLIC SCHOOLS?
GODRIGHT	GOD'S LAWS SHOULD DECIDE RIGHT AND WRONG
SOCRIGHT	SOCIETY'S LAWS SHOULD DECIDE RIGHT AND WRONG
PERRIGHT	CONSCIENCE SHOULD DECIDE RIGHT AND WRONG
ANTIREL	ANTI-RELIGIOUS MATERIAL SHOULD BE BANNED
BEFAIR	HOW OFTEN DO YOU THINK PEOPLE TAKE ADVANTAGE
CANTRUST	PEOPLE CAN BE TRUSTED OR CANT BE TOO CAREFUL
TRUSTSCI	WE TRUST TOO MUCH IN SCIENCE
RELIGCON	RELIGIONS BRING MORE CONFLICT
RELIGINT	RELIGIOUS PEOPLE ARE OFTEN TOO INTOLERANT
RELIGINF	US WOULD BE BETTER IF LESS RELIGIOUS
VOLWKPOL	VOLUNTEERED POLITICAL ACTIVITIES PAST 12 MONTH
VOLWKCHR	VOLUNTEERED CHARITABLE PAST 12 MONTH
VOLWKREL	VOLUNTEERED RELIGIOUS PAST 12 MONTH
VOLWKOTH	VOLUNTEERED OTHER KINDS PAST 12 MONTH
RELTRUTH	HOW MUCH TRUTH IN RELIGION
CARRIGHT	WHAT YOUR FRIEND HAS A RIGHT TO EXPECT FROM YOU
CARDO	WHAT WOULD YOU DO IN THIS SITUATION
GEOMOBIL	HAS R MOVED FROM ONE KIND OF PLACE TO ANOTHER
RELGRPEQ	ALL RELIGIOUS GROUPS IN USA SHOULD HAVE EQUAL RIGHTS
RSPCTREL	WE MUST RESPECT ALL RELIGIONS
RELMARRY	R ACCEPTS A PERSON FROM A DIFFERENT RELIGION OR VIEW FROM R'S MARRYING RELATIVE
RELCAND	R ACCEPTS A PERSON FROM A DIFFERENT RELIGION OR VIEW FROM R'S BEING CANDIDATE O
REEXT1	RELIGIOUS EXTREMISTS SHOULD BE ALLOWED TO HOLD PUBLIC MEETING TO EXPRESS VIEW:
REEXT2	PEOPLE SHOULD BE ALLOWED TO PUBLISH BOOKS EXPRESSING THEIR VIEWS
REINCAR	BELIEVE IN REINCARNATION
NIRVANA	BELIEVE IN NIRVANA
ANCESTRS	BELIEVE IN SUPERNATURAL POWER OF DECEASED ANCESTORS
MYWAYGOD	R HAS OWN WAY OF CONNECTING WITH GOD WITHOUT CHURCHES OR RELIGIOUS SERVICES

RELOBJECT FOR RELIGIOUS REASONS R HAS IN HOME SHRINE, ALTAR, OR RELIGIOUS OBJECT ON DISPLAY
 VISTHOLY HOW OFTEN R VISITS HOLY PLACE FOR RELIGIOUS REASONS
 RELSPRT IS R SPIRITUAL PERSON
 PAXHAPPY RELIGION HELPS PEOPLE TO FIND INNER PEACE AND HAPPINESS
 MAKEFRND RELIGION HELPS PEOPLE TO MAKE FRIENDS
 COMFORT RELIGION HELPS PEOPLE TO GAIN COMFORT IN TIMES OF TROUBLE AND SORROW
 RIGHTPEO RELIGION HELPS PEOPLE TO MEET THE RIGHT KIND OF PEOPLE
 PERSCRFC R MADE SOME PERSONAL SACRIFICE AS AN EXPRESSION OF FAITH BY FASTING, GIVING UP A
 OBEYTHNK SHOULD CHILDRN BE OBEDIENT OR THINK FOR SELVES
 PRIVENT PRIVATE ENTERPRISE WILL SOLVE U.S. PROBLEMS
 POSTMAT1 HIGHEST PRIORITY FOR AMERICA
 POSTMAT2 2ND HIGHEST PRIORITY FOR AMERICA
 SCIFAITH BELIEVE TOO MUCH IN SCIENCE, NOT ENOUGH FAITH
 HARMGOOD MODERN SCIENCE DOES MORE HARM THAN GOOD
 SCIWORSE HUMANS CHANGE NATURE FOR THE WORSE
 SCIGRN MODERN SCIENCE WILL SOLVE ENVIR PROBS
 GRNECON WORRY TOO MUCH ABOUT ENVIR, TOO LITTLE ECON
 HARMSGRN ALMOST EVERYTHING WE DO HARMS ENVIR
 ANRIGHTS ANIMALS HAVE RIGHTS TOO
 RESNATUR HUMANS SHOULD RESPECT NATURE CREATED BY GOD
 GRNPROG WORRY TOO MUCH ABOUT PROGRESS HARMING ENVIR
 NATURPAX NATURE WOULD BE AT PEACE IF HUMANS LEFT ALONE
 GRWTHHELP AMER NEEDS ECON GRWTH TO PROTECT ENVIR
 ANTESTS OK TO TEST ON ANIMALS TO SAVE HUMANS
 NATURWAR NATURE IS SURVIVAL OF FITTEST
 GRWTHARM ECON GRWTH ALWAYS HARMS ENVIR
 NATURGOD RELATIONSHIP OF NATURE TO GOD
 GRNPRICE PAY HIGHER PRICES TO HELP ENVIR?
 GRNTAXES PAY HIGHER TAXES TO HELP ENVIR?
 GRNSOL ACCEPT CUT IN LIVING STNDS TO HELP ENVIR?
 TOODIFME TOO DIFF TO DO ANYTHING ABOUT ENVIR
 IHLPGRN DO WHAT I CAN TO HELP ENVIR
 SCITEST1 HUMANS MAKE ALL RADIOACTIVITY
 SCITEST2 ANTIBIOTICS KILL BACTERIA NOT VIRUSES
 SCITEST3 ASTROLOGY HAS SOME SCIENTIFIC TRUTH
 SCITEST4 HUMANS EVOLVED FROM ANIMALS
 SCITEST5 ALL MAN-MADE CHEMS CAUSE CANCER
 GRNTEST1 ALL WILL DIE IF EXPOSED TO RADIOACT
 GRNTEST2 NUKE WASTE DANGEROUS FOR THOUSANDS OF YRS
 GRNTEST3 GREENHOUSE EFFECT CAUSED BY HOLE IN ATMOSPHERE
 GRNTEST4 USING COAL OR GAS CONTRIB TO GREENHOUSE EFFECT
 GRNTEST5 ALL PESTICIDES CAUSE CANCER
 GRNTEST6 HUMANS ARE MAIN CAUSE OF PLANT & ANIMAL EXTINCT
 GRNTEST7 CARS NOT IMP CAUSE OF AIR POLLUTION
 CARSGEN CAR POLLUTION DANGER TO ENVIR
 CARSFAM CAR POLLUTION DANGER TO MY FAMILY
 CARSTEN CAR POLLUTION WILL INCREASE IN NEXT 10 YRS
 NUKEGEN NUKE POWER DANGER TO ENVIR
 NUKEFAM NUKE POWER DANGER TO MY FAMILY
 INDUSGEN INDUST AIR POLLUTION DANGER TO ENVIR
 INDUSFAM INDUST AIR POLLUTION DANGER TO MY FAMILY
 CHEMGEN PESTICIDES DANGER TO ENVIR
 CHEMFAM PESTICIDES DANGER TO MY FAMILY
 WATERGEN WATER POLLUTION DANGER TO ENVIR

WATERFAM	WATER POLLUTION DANGER TO MY FAMILY
TEMPGEN	GREENHOUSE EFFECT DANGER TO ENVIR
TEMPFAM	GREENHOUSE EFFECT DANGER TO MY FAMILY
PUBDECID	GOVT SHOULD LET PEOP DECIDE HOW TO PROTECT ENVIR
BUSDECID	GOVT SHOULD LET BIZ DECIDE HOW TO PROTECT ENVIR
USDOENUF	U.S. PROTECT ENVIRONMENT
RECYCLE	RECYCLE CANS BOTTLES
CHEMFREE	BUY PESTICIDE FREE FRUITS, VEGETABLES
NOMEAT	REFUSE TO EAT MEAT FOR ENVIR REASONS
DRIVLESS	DRIVE LESS FOR ENVIR REASONS
GRNGROUP	MEMBER OF ENVIR GROUP
GRNSIGN	SIGN PETITION ON ENVIR ISSUE
GRNMONEY	GIVE MONEY TO ENVIR GROUP
GRNDEMO	PROTESTED FOR ENVIR ISSUE
COMTYPE	TYPE OF COMMUNITY IN WHICH R LIVES
POPGRWTH	EARTH CANNOT SUPPORT POPULATION GROWTH
IMPGRN	MORE IMPORTANT IN LIFE THAN SAVE ENVIRONMENT
OTHSSAME	NO SAVING ENVIRONMENT UNLESS OTHERS DO SAME
GRNEXAGG	ENVIRONMENTAL THREATS EXAGGERATED
GENEGEN	HOW DANGEROUS MODIFYING GENES IN CROPS
AMPROGRN	AMERICAN DOING ENOUGH TO PROTECT ENVIRONMENT
BIZPEOP	BUSINESS PEOPLE DO MORE FOR ENVIRONMENT
GOVTBIZ	GOVERNMENT DO MORE FOR ENVIRONMENT
PEOPGOVT	PEOPLE DO MORE FOR ENVIRONMENT THAN GOVT
GRNINTL	INTL AGREEMENTS FOR ENVIRONMENT PROBLEMS
LDCGRN	POOR COUNTRIES LESS THAN RICH FOR ENVIRONMENT
ECONGRN	ECONOMIC PROGRESS DEPENDENT ON ENVIRONMENT
NUKEACC	LIKELIHOOD OF NUCLEAR MELTDOWN IN 5 YEARS
INFOBIZ	R TRUST BUSINESS FOR POLLUTION INFORMATION
INFOGRN	R TRUST ENVIRONMENT GROUPS FOR POLLUTION INFORMATION
INFOGOVT	R TRUST GOVT FOR POLLUTION INFORMATION
INFONEWS	R TRUST NEWSPAPERS FOR POLLUTION INFORMATION
INFOTV	R TRUST RADIO OR TV FOR POLLUTION INFORMATION
INFOCOL	R TRUST UNIVERSITIES FOR POLLUTION INFORMATION
CLSENEI	HOW CLOSE DO YOU FEEL TO YOUR NEIGHBORHOOD
CLSETOWN	HOW CLOSE DO YOU FEEL TO YOUR TOWN OR CITY
CLSESTAT	HOW CLOSE DO YOU FEEL TO YOUR STATE
CLSEUSA	HOW CLOSE DO YOU FEEL TO AMERICA
CLSENOAM	HOW CLOSE DO YOU FEEL TO NORTH AMERICA
MOVENEI	WILLING TO MOVE TO ANOTHER NEIGHBORHOOD
MOVETOWN	WILLING TO MOVE TO ANOTHER TOWN OR CITY
MOVESTAT	WILLING TO MOVE TO ANOTHER STATE
MOVEUSA	WILLING TO MOVE OUTSIDE AMERICA
MOVENOAM	WILLING TO MOVE OUTSIDE NORTH AMERICA
ONENATN	ONE NATION OR ALLOWED TO BECOME FULLY SEPARATE?
AMBORNIN	HOW IMPORTANT TO HAVE BEEN BORN IN AMERICA
AMCIT	HOW IMPORTANT TO HAVE AMERICAN CITIZENSHIP
AMLIVED	HOW IMPORTANT TO HAVE LIVED IN AMERICA FOR LIFE
AMENGLSH	HOW IMPORTANT TO BE ABLE TO SPEAK ENGLISH
AMCHRSTN	HOW IMPORTANT TO BE A CHRISTIAN
AMGOVT	HOW IMPORTANT TO RESPECT AMERICA'S LAWS ETC
AMFEEL	HOW IMPORTANT TO FEEL AMERICAN
AMCITIZN	AGREE I WOULD RATHER BE A CITIZEN OF AMERICA
AMSHAMED	AGREE THERE ARE THINGS MAKE ME ASHAMED

BELIKEUS	AGREE BETTER IF PEOPLE WERE MORE LIKE AMERICANS
AMBETTER	AGREE AMERICA IS A BETTER COUNTRY
IFWRONG	AGREE PEOPLE SHOULD SUPPORT THEIR COUNTRY
AMSPORTS	AGREE SPORTS MAKES ME PROUD TO BE AN AMERICAN
PROUDEM	HOW PROUD THE WAY DEMOCRACY WORKS
PROUDPOL	HOW PROUD ITS POLITICAL INFLUENCE IN THE WORLD
PROUDECO	HOW PROUD AMERICA'S ECONOMIC ACHIEVEMENTS
PROUDSSS	HOW PROUD ITS SOCIAL SECURITY SYSTEM
PROUDSCI	HOW PROUD ITS SCIENTIFIC AND TECH ACHIEVEMENTS
PROUDSPT	HOW PROUD ITS ACHIEVEMENTS IN SPORTS
PROUDART	HOW PROUD ITS ACHIEVEMENTS IN THE ARTS & LIT.
PROUDMIL	HOW PROUD AMERICA'S ARMED FORCES
PROUDHIS	HOW PROUD ITS HISTORY
PROUDGRP	HOW PROUD ITS FAIR AND EQUAL TREATMENT
IMPORTS	AMERICA SHOULD LIMIT THE IMPORT
WRLDGOVT	INTERNATIONAL BODIES SHOULD ENFORCE ENVIRONMENT
FORLANG	AMERICAN SCHOOLS SHOULD TEACH FOREIGN LANGUAGES
AMOWNWAY	AMERICA SHOULD FOLLOW ITS OWN INTERESTS
FORLAND	FOREIGNERS SHOULD NOT BE ALLOWED TO BUY LAND
AMTV	TV SHOULD GIVE PREFERENCE TO AMERICAN FILMS
AMCULT	IT IS IMPOSSIBLE TO BECOME FULLY AMERICAN
MINCULT	ETHNIC MINORITIES SHOULD BE GIVEN GOV ASSISTANCE
MELTPOT1	BETTER TO MAINTAIN DISTINCT CULTURES
IMMCRIME	IMMIGRANTS INCREASE CRIME RATES
IMMAMECO	IMMIGRANTS GOOD FOR AMERICA
IMMJOBS	IMMIGRANTS TAKE JOBS AWAY
IMMIDEAS	IMMIGRANTS MAKE AMERICA MORE OPEN
LETIN1	NUMBER OF IMMIGRANTS TO AMERICA NOWADAYS SHOULD BE
REFUGEES	REFUGEES SHOULD BE ALLOWED TO STAY IN AMERICA?
RES161	WHERE SPEND CHILDHOOD UNTIL AGE 16?
LIVECOM1	HOW LONG HAVE YOU LIVED IN THE COMMUNITY?
ABROAD	HOW LONG HAVE YOU LIVED IN OTHER COUNTRIES?
SPKHOME1	WHAT LANGUAGE(S) DO YOU SPEAK AT HOME?
SPKHOME2	WHAT LANGUAGE(S) DO YOU SPEAK AT HOME?
SPKLANG1	WHAT LANGUAGE(S) DO YOU SPEAK WELL?
SPKLANG2	WHAT LANGUAGE(S) DO YOU SPEAK WELL?
SPKLANG3	WHAT LANGUAGE(S) DO YOU SPEAK WELL?
CITIZEN	ARE YOU A CITIZEN OF AMERICA?
PARCIT	WERE YOUR PARENTS CITIZENS OF AMERICA?
ETHCLOSE	HOW CLOSE FEEL TO YOUR ETHNIC OR RACIAL GROUP?
NAFTA1	HOW MUCH HEARD OR READ ABOUT NAFTA?
NAFTA2	AMERICA BENEFITS FROM BEING A MEMBER OF NAFTA?
SOCID1	MOST IMPORTANT TO R
SOCID2	SECOND MOST IMPORTANT TO R
SOCID3	THIRD MOST IMPORTANT TO R
AMANCSTR	HOW IMPORTANT TO HAVE AMERICAN ANCESTRY
LESSPRD	AGREE OFTEN LESS PROUD OF AMERICA
INTLINCS	LARGE INTL COMPANY DAMAGE TO LOCAL BUSINESS
FREETRDE	FREE TRADE LEADS TO BETTER PRODUCTS
DECSORGS	AMERICA SHOULD FOLLOW DECISION OF INTL ORG
POWRORGS	INTL ORGS TAKE AWAY MUCH POWER FROM AMERICAN GOVT
CITWORLD	I AM A CITIZEN OF THE WORLD
FORCULT	EXPOSURE TO FOREIGN FILM DAMAGE TO OUR CULTURE
INTERNET	INTERNET MAKES INFO AVAILABLE MORE PEOPLE

IMMIMP	IMMIGRANTS IMPROVE AMERICAN SOCIETY
IMMCOSTS	GOVT SPEND TOO MUCH MONEY FOR IMMIGRANTS
KIDSHERE	PARENT OF AMERICA BORN CHILD SHOULD BECOME CITIZEN
KIDSAWAY	CHILD BORN ABROAD OF AMERICAN SHOULD BECOME CITIZEN
IMMRGHTS	LEGAL IMMIGRANTS SHOULD HAVE SAME RIGHT AS AMERICAN
AMPROUD1	HOW PROUD BEING AMERICAN
NAFTA2A	AMERICA BENEFITS FROM BEING A MEMBER OF NAFTA?
NAFTA3	AMERICA SHOULD FOLLOW NAFTA DECISION
SHORTCOM	WORLD BETTER IF AMERICA ACKNOWLEDGED SHORTCOMINGS
IMMCULT	IMMIGRANTS UNDERMINE AMERICAN CULTURE
IMMEDUC	LEGAL IMMIGRANTS SHOULD HAVE SAME EDUCATION AS AMERICANS
LETIN1A	NUMBER OF IMMIGRANTS NOWADAYS SHOULD BE
IMMASSIM	WHAT STATEMENT ABOUT IMMIGRANTS MATCHES VIEW
PATRIOT1	PATRIOTIC FEELINGS STRENGTHEN AMERICA'S PLACE IN WORLD
PATRIOT2	PATRIOTIC FEELINGS LEAD TO INTOLERANCE IN AMERICA
PATRIOT3	PATRIOTIC FEELINGS ARE NEEDED FOR AMERICA TO REMAIN UNITED
PATRIOT4	PATRIOTIC FEELINGS LEAD TO NEGATIVE FEELINGS TOWARDS IMMIGRANTS
VOTELEC	HOW IMPORTANT ALWAYS TO VOTE IN ELECTIONS
PAYTAXES	HOW IMPORTANT NEVER TO TRY TO EVADE TAXES
OBEYLAWS	HOW IMPORTANT ALWAYS TO OBEY LAWS
WATCHGOV	HOW IMPORTANT TO KEEP WATCH ON ACTION OF GOVT
ACTASSOC	HOW IMPORTANT TO BE ACTIVE ON SOC OR POL ASSOCIATION
OTHREASN	HOW IMPORTANT TO TRY TO UNDRSTND REASONING OF OTHR O
BUYPOL	HOW IMPORTANT TO CHOOSE PRODUCTS FOR POL REASONS
HELPUSA	HOW IMPORTANT TO HELP WORSE OFF PPL IN AMERICA
HELPWRLD	HOW IMPORTANT TO HELP WORSE OFF PPL IN REST OF WORLD
MILSERVE	HOW IMPORTANT TO SERVE IN MILITARY WHEN NEEDED
RELMEET	ALLOWED TO HOLD PUB MEETING FOR RELIGIOUS EXTREMIST
REVMEET	ALLOWED TO HOLD PUB MEETING FOR PPL WHO WANT OVERTHROW
RACMEET	ALLOWED TO HOLD PUB MEETING FOR RACIST
SIGNDPET	SIGNED A PETITION
AVOIDBUY	BOYCOTTED PRODUCTS FOR POL REASONS
JOINDEM	TOOK PART IN A DEMONSTRATION
ATTRALLY	ATTENDED A POLITICAL MEETING OR RALLY
CNTCTGOV	CONTACTED POLITICIAN OR CIVIL SERVANT TO EXPRESS VIEW
POLFUNDS	DONATED MONEY OR RAISED FUNDS FOR SOC OR POL ACTIVITY
USEMEDIA	CONTACTED IN THE MEDIA TO EXPRESS VIEW
INTERPOL	JOINED AN INTERNET POLITICAL FORUM
GRPPARTY	R BELONGS TO A POLITICAL PARTY
GRPWORK	R BELONGS TO A TRADE UNION OR PROFESSIONAL ASSOCIATION
GRPRELIG	R BELONGS TO A CHURCH OR OTHR RELIGIOUS ORGANIZATION
GRPSPTS	R BELONGS TO A SPORTS, LEISURE, OR CULTURAL GRP
GRPOTHER	R BELONGS TO ANOTHER VOLUNTARY ASSOCIATION
SOLOK	HOW IMPORTANT: CITIZENS HAVE ADEQUATE STANDARD OF LIVING
RGHTSMIN	HOW IMPORTANT: GOVT PROTECT RIGHT OF MINORITIES
EQTREAT	HOW IMPORTANT: GOVT TREAT EVERYBODY EQUALLY
CITVIEWS	HOW IMPORTANT: POLITICIAN CONSIDER VIEWS OF CITIZEN
POLOPTS	HOW IMPORTANT: PPL GIVEN CHANCE TO PARTICIPATE IN DECSNS
OPPSEGOV	HOW IMPORTANT: CITIZEN ENGAGE IN ACTS OF CIVIL DISOBEYED
POLEFF18	GOVT DO NOT CARE MUCH WHAT PPL LIKE R THINK
POLEFF19	R HAVE A GOOD UNDERSTANDING OF POL ISSUES
POLEFF20	MOST PPL ARE BETTER INFORMED ABOUT POLITICS THAN R IS
ACTLAW	HOW LIKELY R TO DO SOMETHING IF UNJUST LAW BEING CONS
AFFCTLAW	HOW LIKELY CONGRESS GIVE SERIOUS ATTENTION TO RS DEMANDS

POLINT1 HOW INTERESTED IN POLITICS
 GOVDOOK WE CAN TRUST PEOPLE IN GOVT
 POLGREED MOST POLITICIANS ARE ONLY FOR WHAT GET OUT OF POLITICS
 DISCPOL HOW OFTEN R DISCUSS POLITICS
 CHNGEOTH HOW OFTEN R TRY TO PERSUADE OTHER TO SHARE VIEWS
 POWERUN HOW MUCH POWER R THINK UNITED NATIONS HAVE
 GOVNGOS DECISION LEFT TO NATL GOVT REPRESENTATIVE OR CITIZEN OR
 UNRGHTS UN SHOULD INTERVENE IF HUMAN RIGHT IS SERIOUSLY VIOLA
 POLACTVE POL PARTY ENCOURAGE PPL TO BE ACTIVE IN POLITICS IN AM
 CHOICES POLITICAL PARTIES DON'T GIVE REAL POLICY CHOICES
 REFRNDMS REFERENDUM ARE GOOD WAY TO DECIDE IMPORTANT POL QUEST
 ELECVOTE HOW HONEST LAST NATL ELECTION: COUNTING OF VOTES
 ELECFAIR HOW FAIR LAST NATL ELECTION: OPPRTUNITIES OF CANDIDATE
 SERVEPEO HOW COMMITTED GOVT ADMNSTRATORS ARE TO SERVE PEOPLE
 FIXMISTK HOW LIKELY GOVT ADMNSTRATORS BE CORRECTED WHEN MAKING
 CORRUPTN HOW WIDESPREAD CORRUPTION IS IN PUB SERVICE IN AMERICA
 DEMTODAY HOW WELL DEMOCRACY WORK IN AMERICA
 DEM10PST HOW WELL DID DEMOCRACY WORK IN AMERICA TEN YRS AGO
 DEM10FUT HOW WELL WILL DEMOCRACY WORK IN AMERICA IN TEN YRS
 GVTRGHTS DEMOCRATIC RGHTS SHOULDN'T BE RESTRICTED BY GOVT
 POLINTER EXPRESSED POLITICAL VIEWS ON INTERNET PAST YEAR
 POLNEWS HOW OFTEN USE MEDIA TO GET POLITICAL NEWS
 CRIMLOSE PEOPLE CONVICTED OF SERIOUS CRIMES LOSE CITIZEN RIGHTS
 NTCITVTE LONG-TERM RESIDENTS SHOULD VOTE
 NOTVOTE CITIZENS HAVE RIGHT NOT TO VOTE
 HLTHALL HEALTHCARE PROVIDED FOR EVERYONE
 LEFTRGHT HOW LEFT OR RIGHT IN POLITICS
 CREATION VIEW ABOUT ORIGIN AND DEVELOPMENT OF MAN
 SCITESTY HUMAN BEINGS DEVELOPED FROM EARLIER SPECIES OF ANIMAL
 HELPHLTH HOW SUCCESSFUL IS GOVT: PROVIDING HLTH CARE FOR THE SICK
 HELPOLD HOW SUCCESSFUL IS GOVT: DECENT STANDARD OF LIVING FOR THE OLD
 HELPSEC HOW SUCCESSFUL IS GOVT: DEALING WITH AMERICA S SECURITY
 HELPCRIM HOW SUCCESSFUL IS GOVT: CONTROLLING CRIME
 HELPEMP HOW SUCCESSFUL IS GOVT: FIGHTING UNEMPLOYMENT
 HELPENV HOW SUCCESSFUL IS GOVT: PROTECTING ENVIRONMENT
 WOTRIAL SHOULD AUTHORITIES HAVE RIGHT TO DETAIN THE SUSPECTED
 TAPPHONE SHOULD AUTHORITIES HAVE RIGHT TO TAP PHONE CONVERSATION
 STOPRNDM SHOULD AUTHORITIES HAVE RIGHT TO SEARCH PPL IN THE STREET
 FEWTRSTY THERE ARE ONLY A FEW PEOPLE R CAN TRUST COMPLETELY
 EXPLOIT OTHER PEOPLE TAKE ADVANTAGE OF R IF NOT CAREFUL
 YOUINFLU HOW OFTEN R IS ASKED TO HELP INFLUENCE IMPORTANT DECISION
 HLPINFLU DOES R HAVE PEOPLE TO ASK TO INFLUENCE IMPORTANT DECISION
 POLSFAIR OPINION OF FAIRNESS OF PUBLIC OFFICIAL S TREATMENT
 KNOWPOLS PUBLIC OFFICIAL S TREATMENT DEPENDS ON WHO THEY KNOW
 CORRUPT1 OPINION OF CORRUPTION BY POLITICIAN
 CORRUPT2 OPINION OF CORRUPTION BY GOVERNMENT ADMINISTRATORS
 BRIBE DOES R SEE PUBLIC OFFICIAL ASKING FOR A BRIBE IN LAST FIVE YEARS
 PEOCNTCT HOW MANY PEOPLE IN CONTACT IN A TYPICAL WEEKDAY
 SELFEMP1 EMPLOYEE HAVE MORE JOB SECURITY THAN THE SELF-EMPLOYED
 SELFEMP2 BEING EMPLOYEE INTERFERE MORE WITH FAMILY LIFE THAN SELF-EMPLOYMENT
 UNJOBSEC UNIONS ARE VERY IMPORTANT FOR JOB SECURITY
 UNBETTER WORKING CONDITION WOULD BE MUCH WORSE WITHOUT UNIONS
 CURWKPAY IS R CURRENTLY WORKING FOR PAY
 RIMPSKLS JOB GIVES R CHANCE TO IMPROVE SKILLS

DAILYWRK	HOW RS DAILY WORK IS ORGANIZED
TIMEOFF	HOW DIFFICULT R TAKES AN HOUR OFF DURING WORKING HOURS
JBINTFAM	HOW OFTEN R FELT: DEMAND OF JOB INTERFERE WITH FAMILY LIFE
FAMINTJB	HOW OFTEN R FELT: DEMAND OF FAMILY LIFE INTERFERE WITH JOB
NEWJOB	HOW HELPFUL PRESENT WORK SKILL WOULD BE FOR NEW JOB
JBTRAIN	DID R HAVE ANY TRAINING TO IMPROVE JOB SKILL PAST 12 MONTHS
JOBEASY	HOW EASY IF R FIND A JOB AS GOOD AS CURRENT ONE
REPLACEU	HOW EASY RS FIRM REPLACES R IF R LEFT
NOUNEMP1	R WOULD ACCEPT JOB REQUIRING NEW SKILL TO AVOID UNEMPLOYMENT
NOUNEMP2	R WOULD ACCEPT POSITION WITH LOWER PAY TO AVOID UNEMPLOYMENT
NOUNEMP3	R WOULD ACCEPT TEMPORARY EMPLOYMENT TO AVOID UNEMPLOYMENT
NOUNEMP4	R WOULD ACCEPT TRAVEL LONGER TO WORK TO AVOID UNEMPLOYMENT
OTHERWRK	DOES R HAVE ANY ADDITIONAL JOB
BIG5A1	R SEE ONESELF AS SOMEONE WHO IS RESERVED
BIG5B1	R SEE ONESELF AS SOMEONE WHO IS GENERALLY TRUSTED
BIG5C1	R SEE ONESELF AS SOMEONE WHO DOES A THOROUGH JOB
BIG5D1	R SEE ONESELF AS SOMEONE WHO IS RELAXED
BIG5E1	R SEE ONESELF AS SOMEONE WHO HAS AN ACTIVE IMAGINATION
BIG5A2	R SEE ONESELF AS SOMEONE WHO IS SOCIABLE
BIG5B2	R SEE ONESELF AS SOMEONE WHO TENDS TO FIND FAULT WITH OTHERS
BIG5C2	R SEE ONESELF AS SOMEONE WHO TENDS TO BE LAZY
BIG5D2	R SEE ONESELF AS SOMEONE WHO GETS NERVOUS EASILY
BIG5E2	R SEE ONESELF AS SOMEONE WHO HAS FEW ARTISTIC INTERESTS
SKLTRAIN	R HAD JOB SKILL TRAINING IN THE PAST 12 MONTHS
SPWRKGVT	SPOUSE WORKING FOR GOVERNMENT
EXCLDIMM	AMERICA SHOULD EXCLUDE ILLEGAL IMMIGRANTS
FORBDCOM	FORBID COMMUNIST TO SPEAK
FORBDRAC	FORBID RACIST TO SPEAK
FORBDMAR	FORBIDS RACIAL INTERMARRIAGE
ALLOWCOM	ALLOW COMMUNIST TO SPEAK
ALLOWRAC	ALLOW RACIST TO SPEAK
ALLOWMAR	ALLOW RACIAL INTERMARRIAGE
CIDEKNEW	#PEOPLE R KNOWS MURDERED IN LAST YEAR
CIDEWHO	RS RELATIONSHIP TO CLOSEST MURDEREE
CIDSEX	SEX OF MURDER VICTIM CLOSEST TO R
CIDEAGE	AGE OF MURDER VICTIM CLOSEST TO R
CIDERACE	RACE OF MURDER VICTIM CLOSEST TO R
CIDREG	REGION OF MURDER VICTIM CLOSEST TO R
CIDEWHO2	RS RELATIONSHIP TO 2ND CLOSEST MURDEREE
CIDSEX2	SEX OF MURDER VICTIM 2ND CLOSEST TO R
CIDEAGE2	AGE OF MURDER VICTIM 2ND CLOSEST TO R
CIDERAC2	RACE OF MURDER VICTIM 2ND CLOSEST TO R
CIDREG2	REGION OF MURDER VICTIM 2ND CLOSEST TO R
CIDEWHO3	RS RELATIONSHIP TO 3RD CLOSEST MURDEREE
CIDSEX3	SEX OF MURDER VICTIM 3RD CLOSEST TO R
CIDEAGE3	AGE OF MURDER VICTIM 3RD CLOSEST TO R
CIDERAC3	RACE OF MURDER VICTIM 3RD CLOSEST TO R
CIDREG3	REGION OF MURDER VICTIM 3RD CLOSEST TO R
AIDSKNOW	#PEOPLE R KNOWS INFECTED WITH AIDS
AIDSWHO	RS RELATIONSHIP TO CLOSEST AIDS VICTIM
AIDSDEAD	HAS AIDS VICTIM CLOSEST TO R DIED
AIDSSEX	SEX OF AIDS VICTIM CLOSEST TO R
AIDSAGE	AGE OF AIDS VICTIM CLOSEST TO R
AIDSRACE	RACE OF AIDS VICTIM CLOSEST TO R

AIDSREG	REGION OF AIDS VICTIM CLOSEST TO R
AIDSWHO2	RS RELATION. TO 2ND CLOSEST AIDS VICTIM
AIDSDED2	HAS AIDS VICTIM 2ND CLOSEST TO R DIED
AIDSSEX2	SEX OF AIDS VICTIM 2ND CLOSEST TO R
AIDSAGE2	AGE OF AIDS VICTIM 2ND CLOSEST TO R
AIDSRAC2	RACE OF AIDS VICTIM 2ND CLOSEST TO R
AIDSREG2	REGION OF AIDS VICTIM 2ND CLOSEST TO R
AIDSWHO3	RS RELAT. TO 3RD CLOSEST AIDS VICTIM TO R
AIDSDED3	HAS AIDS VICTIM 3RD CLOSEST TO R DIED
AIDSSEX3	SEX OF AIDS VICTIM 3RD CLOSEST TO R
AIDSAGE3	AGE OF AIDS VICTIM 3RD CLOSEST TO R
AIDSRAC3	RACE OF AIDS VICTIM 3RD CLOSEST TO R
AIDSREG3	REGION OF AIDS VICTIM 3RD CLOSEST TO R
SUIKNEW	#PEOPLE R KNOWS SUICIDE IN LAST YEAR
SUIWHO	RS RELATIONSHIP TO CLOSEST SUICIDE
SUISEX	SEX OF SUICIDE VICTIM CLOSEST TO R
SUIAGE	AGE OF SUICIDE VICTIM CLOSEST TO R
SUIRACE	RACE OF SUICIDE VICTIM CLOSEST TO R
SUIREG	REGION OF SUICIDE VICTIM CLOSEST TO R
SUIWHO2	RS RELATIONSHIP TO 2ND CLOSEST SUICIDE
SUISEX2	SEX OF SUICIDE VICTIM 2ND CLOSEST TO R
SUIAGE2	AGE OF SUICIDE VICTIM 2ND CLOSEST TO R
SUIRAC2	RACE OF SUICIDE VICTIM 2ND CLOSEST TO R
SUIREG2	REGION OF SUICIDE VICTIM 2ND CLOSEST TO R
SUIWHO3	RS RELATIONSHIP TO 3RD CLOSEST SUICIDE
SUISEX3	SEX OF SUICIDE VICTIM 3RD CLOSEST TO R
SUIAGE3	AGE OF SUICIDE VICTIM 3RD CLOSEST TO R
SUIRAC3	RACE OF SUICIDE VICTIM 3RD CLOSEST TO R
SUIREG3	REGION OF SUICIDE VICTIM 3RD CLOSEST TO R
AIDSSCH	PROHIBIT AIDS-STUDENTS AT PUBLIC SCHOOLS
AIDSADS	HAVE GOVT INFO PGM ON SAFE SEX PRACTICES
AIDSINSR	ALLOW INSURERS TO TEST APPLICANT FOR AIDS
AIDSHLTH	HAVE GOVT PAY FOR ALL AIDS HEALTH CARE
AIDSMAR	HAVE TESTING FOR AIDS BEFORE MARRIAGE
AIDSSXED	PUBLIC SCHOOLS TEACH SAFE SEX PRACTICES
AIDSIDS	REQUIRE AIDS VICTIMS TO WEAR ID TAGS
AIDSFARE	PAY AIDS VICTIMS DISABILITY BENEFITS
PARTNERS	HOW MANY SEX PARTNERS R HAD IN LAST YEAR
MATESEX	WAS 1 OF RS PARTNERS SPOUSE OR REGULAR
FRNDSEX	R HAD SEX WITH FRIEND LAST YEAR
ACQNTSEX	R HAD SEX WITH ACQUAINTANCE LAST YEAR
PIKUPSEX	R HAD SEX WITH CASUAL DATE LAST YEAR
PAIDSEX	R HAD SEX FOR PAY LAST YEAR
OTHERSEX	R HAD SEX WITH SOME OTHER LAST YEAR
SEXSEX	SEX OF SEX PARTNERS IN LAST YEAR
SEXFREQ	FREQUENCY OF SEX DURING LAST YEAR
SEXFREQ1	HAD SEX IN LAST MONTH
SEXFREQ2	NUMBER OF TIMES, SEX LAST MONTH
NUMWOMEN	NUMBER OF FEMALE SEX PARTNERS SINCE 18
NUMMEN	NUMBER OF MALE SEX PARTNERS SINCE 18
PARTOPEN	NUMBER OF SEX PARTNERS LAST YEAR
PARTOPN5	NUMBER OF SEX PARTNERS LAST 5 YEARS
PARTNRS5	HOW MANY SEX PARTNERS R HAD IN LAST 5 YEARS
SEXSEX5	SEX OF SEX PARTNERS LAST FIVE YEARS

EVPAIDSX	EVER HAVE SEX PAID FOR OR BEING PAID SINCE 18
EVSTRAY	HAVE SEX OTHER THAN SPOUSE WHILE MARRIED
CONDOM	USED CONDOM LAST TIME
RELATSEX	RELATION TO LAST SEX PARTNER
EVIDU	R EVER INJECT DRUGS
IDU30	R INJECT DRUGS IN PAST 30 DAYS
EVCRAK	R EVER USE CRACK COCAINE
CRACK30	R LAST USE CRACK COCAINE
HIVTEST	HAVE YOU EVER BEEN TESTED FOR HIV
HIVTEST1	IN WHAT MONTH AND YEAR WAS YOUR LAST HIV TEST
HIVTEST2	WHERE DID YOU HAVE YOUR LAST HIV TEST
AIDSLOOK	A HEALTH-LOOK PERSON MAY HAVE AIDS
AIDSCNDM	CONDOM CAN REDUCE AIDS
HIVVAC	THERE IS A VACCINE THAT CAN PREVENT HIV
HIVKISS	KISS CAN SPREAD HIV
SEXORNT	SEXUAL ORIENTATION
SIBORDER	BIRTH ORDER
GENETEST	KNOW ABOUT GENETIC TESTING
GENETST1	KNOW ABOUT GENETIC TESTING
GENEGOOD	GENETIC TESTING GOOD OR HARM
GENEGOO1	GENETIC TESTING GOOD OR HARM
GENEGOO2	GENETIC TESTING GOOD OR HARM
GENESELF	WOULD GENETICALLY TEST FETUS
GENEABRT	ABORT DEFECTIVE FETUS
GENEDEF1	MEANING OF SERIOUS GENETIC DEFECT
GENEDEF2	MEANING OF SERIOUS GENETIC DEFECT
GENEDEF3	MEANING OF SERIOUS GENETIC DEFECT
PARHARDR	BEING PARENT NOW HARDER
PARWORSE	PARENTS DOING WORSE THAN BEFORE
PARRGHT	PARENTS UNSURE WHAT IS RIGHT
PARWHERE	PARENTS DON'T KNOW WHERE KIDS ARE
PARFIN	HARD FOR PARENTS TO MAKE ENDS MEET
PARGOVT	GOVT TOO INVOLVED IN FAMILY LIFE
PARTIME	PARENTS DON'T SPEND TIME WITH KIDS
PARWORK	IF PARENTS WORK, KIDS GET IN TROUBLE
PARTAXES	TAXES REDUCE CHILDBEARING
ROLEMA	ROLE OF MOTHERS WITH KIDS
ROLEPA	ROLE OF FATHERS WITH KIDS
ROLEGP	ROLE OF GRANDPARENTS WITH KIDS
ROLECCP	ROLE OF CHILDCARE PROVDRS WITH KIDS
ROLECHR	ROLE OF TEACHERS WITH KIDS
ROLECLRG	ROLE OF CLERGY WITH KIDS
CHLDEDUC	EDUCATION IMPROVING?
CHLDLOVE	LOVE IMPROVING?
CHLDSAFE	NEIGHBORHOOD SAFETY IMPROVING?
CHLDMORL	MORAL-RELIGIOUS TRAINING IMPROVING?
CHLDSUP	SUPERVISION IMPROVING?
CHLDHOME	HOUSING IMPROVING?
CHLDHLTH	HEALTH CARE IMPROVING?
CHLDSKLS	ACQUIRING JOB SKILLS IMPROVING?
CHLDTIME	TIME WITH KIDS IMPROVING?
INFFILMS	INFLUENCE OF MOVIES
INFPUPTV	INFLUENCE OF PUBLIC TV
INFNETTV	INFLUENCE OF NETWORK TV

INFADSTV	INFLUENCE OF TV ADS
INFMUSIC	INFLUENCE OF ROCK & ROLL
SPREGNT	SPENDING FOR PRENATAL CARE
SPHLTHKD	SPENDING FOR HEALTH CARE
SPHEADST	SPENDING FOR HEAD START
SPPOORKD	SPENDING FOR CHILDCARE FOR POOR
SPWRKPAR	SPENDING FOR CHILDCARE FOR WRKERS
SPHOMEKD	SPENDING FOR HOUSING
SPDSABKD	SPENDING FOR DISABLED KIDS
SPDRUGS	SPENDING FOR DRUG TREATMENT
SPFOODKD	SPENDING FOR FOOD, ETC.
SPPILL	SPENDING FOR BIRTH CONTROL
PROB1	FIRST PROBLEM MENTIONED
PROB2	SECOND PROBLEM MENTIONED
PROB3	THIRD PROBLEM MENTIONED
PROB4	FOURTH PROBLEM MENTIONED
HLTH1	ILL ENOUGH TO GO TO A DOCTOR
HLTH2	COUNSELING FOR MENTAL PROBLEMS
HLTH3	INFERTILITY, UNABLE TO HAVE A BABY
HLTH4	DRINKING PROBLEM
HLTH5	ILLEGAL DRUGS (MARIJUANA, COCAINE)
HLTH6	(HUSBAND, WIFE)PARTNER IN HOSPITAL
HLTH7	A CHILD IN HOSPITAL
HLTH8	CHILD ON DRUGS, DRINKING PROBLEM
HLTH9	A DEATH OF A CLOSE FRIEND
HLTH10	RESPONDENT IN HOSPITAL OR SANATORIUM
HLTH11	RESPONDENT UNABLE TO WORK FOR ONE MONTH OR MORE
HLTH12	A DEATH OF SPOUSE
HLTH13	A DEATH OF CHILD
HLTH14	A DEATH OF PARENTS
WORK1	UNEMPLOYED AND LOOKING FOR WORK A MONTH +
WORK2	BEING DEMOTED OR MOVE TO WORSE POSITION
WORK3	A CUT IN PAY OR REDUCED HOURS
WORK4	BEING PASSED OVER FOR PROMOTION
WORK5	HAVING TROUBLE WITH ONE'S BOSS
WORK6	OWN BUSINESS LOSING MONEY OR FAILING
WORK7	A HUSBAND, WIFE, PARTNER BEING FIRED
WORK8	A HUSBAND, WIFE, PARTNER CUT IN PAY
WORK9	ONES' SPOUSE BEING UNEMPLOYED
WORK10	DURING PAST 12 MO, R WAS UNEMPLOYED AND LOOKING FOR WORK
FINAN1	GOING BANKRUPT
FINAN2	HAVING A CAR ETC. REPOSSESSED
FINAN3	PAWNING VALUABLES TO MAKE ENDS MEET
FINAN4	BEING PRESSURED TO PAY BILLS
FINAN5	MAJOR WORSENING FINANCIAL CONDITION
HRDSHP1	FALL BEHIND IN PAYING RENT, MORTGAGE
HRDSHP2	EVICION FROM ONE'S APARTMENT, HOUSE
HRDSHP3	HAVING THE UTILITIES SHUT-OFF
HRDSHP4	BEING UNABLE TO PURCHASE NEEDED FOOD
HRDSHP5	UNABLE TO AFFORD NEEDED MEDICAL CARE
HRDSHP6	LACKING HEALTH INSURANCE COVERAGE
HRDSHP7	HOMELESS
FAMPER1	HAVING SERIOUS TROUBLE WITH SPOUSE
FAMPER2	SEPARATING FROM SPOUSE OR PARTNER

FAMPER3	BREAKING UP WITH FIANCÉ(E)
FAMPER4	HAVING SERIOUS TROUBLE WITH A CHILD
FAMPER5	HAVING SERIOUS TROUBLE WITH FRIEND
FAMPER6	DIVORCED OR SEPARATED
LAW1	A ROBBERY
LAW2	A PERSONAL ASSAULT
LAW3	YOUR HOME BURGLARIZED
LAW4	ACCUSED OF CRIME
LAW5	ARRESTED
LAW6	SUED IN CIVIL CASE
LAW7	YOUR CHILD ARRESTED
LIVE1	YOUR HOME DESTROYED IN DISASTER
LIVE2	YOUR HOME IN POOR CONDITION
LIVE3	MAJOR HOME REPAIRS
LIVE4	SERIOUS PROBLEM WITH YOUR LANDLORD
OTH1	BEING DISCRIMINATED AGAINST
OTH2	UNABLE TO GET TO SCHOOL
OTH3	CHILD HAVE TROUBLE IN SCHOOL
OTH4	NEED BUT UNABLE TO USE PUBLIC TRANSPORT.
OTH5	DO NOT HAVE A CAR
EXTRA1	OTHER PROBLEMS
EXTRA2	OTHER PROBLEMS
POVLIN	R'S HH POVERTY STATUS
INCDEF	DISTANCE BELOW POVERTY LINE
REALINC	FAMILY INCOME IN CONSTANT \$
REALRINC	RS INCOME IN CONSTANT \$
MINFOUR	IMPUTED POVERTY LINE FOR FAMILY OF FOUR
MINFOOD	IMPUTED WKLY FOOD SPENDING FOR POV LINE FAM OF 4
MINTHREE	IMPUTED POVERTY LINE FOR FAMILY OF THREE
SECTECH	SHOULD GOVT MAINTAIN SECRECY OVER TECHNOLOGY
SECDOCS	DOES GOVT CLASSIFY TOO MANY DOCUMENTS AS SECRETS
RPTCOWRK	REPORT COWORKERS THREATENING SECRECY OF WORK
ASKFINAN	GOVT INVESTIGATE WORKERS FINANCES FOR SECURITY
ASKCRIME	GOVT INVESTIGATE WORKERS CRIME RECORDS
ASKDRUGS	GOVT INVESTIGATE WORKERS ILLEGAL DRUG USE
ASKMENTL	GOVT INVESTIGATE WORKERS MENTAL HEALTH
ASKFORGN	GOVT INVESTIGATE WORKERS FOREIGN FAMILY
ASKDRINK	GOVT INVESTIGATE WORKERS ALCOHOL USE
ASKSEXOR	GOVT INVESTIGATE WORKERS SEXUAL ORIENTATION
ASKFRBIZ	GOVT INVESTIGATE FOREIGN BUSINESS CONTACTS
ASKFRTRV	GOVT INVESTIGATE FOREIGN TRAVEL
ASKCOMP	GOVT INVESTIGATE USE OF COMPUTERS
SECPRVCY	GOVT FAVOR SECRECY OVER WORKERS PRIVACY?
SECIPLO	TO KNOMENTL ROMANCE TO YOURSELF CONDOM RELATSEX
SECMILOP	GOVERNMENT MAINTAIN SECRECY ON MILITARY OPERATIONS
SECTERR	GOVERNMENT MAINTAIN SECRECY ON DOMESTIC TERRORISM
SECBDGT	GOVERNMENT MAINTAIN SECRECY ON THE INTELLIGENCE BUDGET
CHKFINAN	GOVERNMENT SHOULD VERIFY FINANCIAL ASSETS
CHKSPFIN	GOVERNMENT SHOULD VERIFY SPOUSE'S FINANCIAL ASSETS
CHKTAXES	GOVERNMENT SHOULD VERIFY TAX RECORDS
KNOMENTL	GOV SHOULD HAVE THE RIGHT TO KNOW
TAKEARMS	PUNISHMENT FOR STEALING AND SELLING WEAPONS
LEAKINFO	PUNISHMENT FOR OFFICIAL LEAKING INFORMATION
SPYENEMY	PUNISHMENT FOR SELLING SECRETS TO HOSTILE FOREIGN GOV

SPYFREND	PUNISHMENT FOR SELLING SECRETS TO FRIEND FOREIGN GOV
TAKETRCK	PUNISHMENT FOR STEALING AND SELLING TRUCK PARTS
PUNARMS	PUNISHMENT STEALING AND SELLING ARMS
PUNLEAK	PUNISHMENT LEAKING SENSITIVE INFORMATION
PUNENMY	PUNISHMENT SELLING INFO TO FOREIGN ENEMIES
PUNFRND	PUNISHMENT SELLING INFO TO FRIENDLY COUNTRIES
PUNTRCK	PUNISHMENT STEALING GOVT TRUCK PARTS
COMSTEAL	PUNISHMENT STEALING NATIONAL SECURITY COMPUTER
COMDATA	PUNISHMENT DAMAGING NATIONAL SECURITY COMPUTER
COMSYS	PUNISHMENT FOR DAMAGING A COMPUTER SYSTEM
COMSNOOP	PUNISHMENT FOR SNOOPING IN A COMPUTER SYSTEM
COMEMAIL	PUNISHMENT EMAILING DOCUMENTS UNAUTHORIZED PER
COMPORN	PUNISHMENT FOR DOWNLOADING PORN AT OFFICE
LIETEST	PEOPLE WITH SECRET SHOULD BE SUBJECT TO LIE TESTS
TESTDRUG	PEOPLE WITH SECRET SHOULD BE SUBJECT TO DRUG TESTS
BUGGING	PEOPLE WITH SECRET SHOULD BE SUBJECT TO WIRETAPPING
FINANQS	PEOPLE WITH SECRET SHOULD BE SUBJECT TO QUES. OF FINAN
CHKONJOB	PEOPLE WITH SECRET SHOULD BE SUBJECT TO MONITORING
CHKOTHER	PEOPLE WITH SECRET SHOULD BE SUBJECT TO MONITORING OF
COMPFIN	GOVT CHECK PERSONAL FINANCIAL RECORDS
CHKTRAVL	GOVT CHECK INTERNATIONAL TRAVEL RECORDS
EMAILWRK	GOVT AUDIT EMAIL AND INTERNET AT WORK
EMAILHME	GOVT AUDIT EMAIL AND INTERNET AT HOME
TAPWRK	GOVT WIRE-TAP WORK PHONE LINE
TAPHME	GOVT WIRE-TAP HOME PHONE LINE
SRCHWRK	GOVT SEARCH BRIEFCASES AND DESKS AT WORK
CAMWRK	GOVT CAMERA SURVEILLANCE AT WORK
USSPY	U.S. SPIES FOREIGN GOVTS MORE THREAT 10 YRS AGO
FORSPY	FOREIGN SPIES MORE THREAT10 YRS AGO
USTERROR	TERRORISM BY U.S. CITIZENS MORE THREAT 10 YRS
FRTEROR	TERRORISM BY FOREIGNERS MORE THREAT 10 YRS AGO
FORSTEAL	FOREIGNERS STEALING U.S. TECH MORE THREAT 10 Y
NUCLRWAR	NUCLEAR WAR MORE THREAT 10 YRS AGO
ETHNIC	COUNTRY OF FAMILY ORIGIN
ETH1	1ST MENTIONED COUNTRY OF ORIGIN
ETH2	2ND MENTIONED COUNTRY OF ORIGIN
ETH3	3RD MENTIONED COUNTRY OF ORIGIN
ETHNUM	TYPE OF RESPONSE ABOUT ETHNICITY -- R
SPETHNIC	COUNTRY OF SPOUSES FAMILY ORIGIN
SPETH1	1ST MENTIONED COUNTRY OF SPOUSES ORIGIN
SPETH2	2ND MENTIONED COUNTRY OF SPOUSES ORIGIN
SPETH3	3RD MENTIONED COUNTRY OF SPOUSES ORIGIN
SPETHNUM	TYPE OF RESPONSE ABOUT ETHNICITY -- SP
RACESEE	OBSERVED RACE
RACEDBTF	CERTAINTY OF OBSERVED RACE
RACESELF	R'S OWN RACIAL ID
HISPANIC	HISPANIC SPECIFIED
RACECEN1	WHAT IS RS RACE 1ST MENTION
RACECEN2	WHAT IS RS RACE 2ND MENTION
RACECEN3	WHAT IS RS RACE 3RD MENTION
DIFRACE1	WHY OBSERVATION DISAGREES SELF ID
DIFRACE2	WHY OBSERVATION DISAGREES SELF ID
DIFRACE3	WHY OBSERVATION DISAGREES SELF ID
USCITZN	IS R US CITIZEN

FUCITZN	IS R PLANNING/APPLING FOR US CITIZENSHIP OR NOT
VETYEARS	YEARS IN ARMED FORCES
VETKIND	BRANCH OF SERVICE
WORKDY	DAYS R NORMALLY WORKS
WORKHR	HOURS R USUALLY WORKS
SPDAYS	DAYS SPOUSE NORMALLY WORKS
SPHOUR	HOURS SPOUSE USUALLY WORKS
DWELLING	TYPE OF STRUCTURE
DWELNGH	DWELLING COMPARED TO OTHERS IN NBRHD
DWELCITY	DWELLING COMPARED TO OTHERS IN CITY
DWELOWN	DOES R OWN OR RENT HOME?
WORDA	WORD A
WORDB	WORD B
WORDC	WORD C
WORDD	WORD D
WORDE	WORD E
WORDF	WORD F
WORDG	WORD G
WORDH	WORD H
WORDI	WORD I
WORDJ	WORD J
WORDSUM	NUMBER WORDS CORRECT IN VOCABULARY TEST
GODOC	LAST WEEK WENT TO SEE A DOCTOR?
EATOUT	LAST WEEK HAD A MEAL AT A RESTAURANT
SEEFILM	LAST WEEK WENT TO SEE A FILM?
ATTRELIG	LAST WEEK ATTENDED RELIGIOUS SERVICES?
NUMDAYS	NUMBER OF DAYS ATTENDED RELIGIOUS SERVICES
SUNDAY	ATTENDED RELIGIOUS SERVICES LAST SUNDAY
MONDAY	ATTENDED RELIGIOUS SERVICES LAST MONDAY
TUESDAY	ATTENDED RELIGIOUS SERVICES LAST TUESDAY
WEDNESDY	ATTENDED RELIGIOUS SERVICES LAST WEDNESDAY
THURSDAY	ATTENDED RELIGIOUS SERVICES LAST THURSDAY
FRIDAY	ATTENDED RELIGIOUS SERVICES LAST FRIDAY
SATURDAY	ATTENDED RELIGIOUS SERVICES LAST SATURDAY
ATTREG	LAST 7 DAYS ATTEND A WORSHIP SERVICE
MEDIAREL	WATCH A RELIGIOUS PROGRAM ON TELEVISION-RADIO?
OTHREL	ATTEND SOME OTHER TYPE OF RELIGIOUS EVENT
OTHREL1	WHAT TYPE OF RELIGIOUS EVENTS OR MEETINGS
OTHREL2	WHAT TYPE OF RELIGIOUS EVENTS OR MEETINGS
OTHREL3	WHAT TYPE OF RELIGIOUS EVENTS OR MEETINGS
ATTWEEK	ATTEND RELIGIOUS EVENTS DURING THE LAST WEEK
RELIGID	R'S RELIGIOUS IDENTITY
RELID1	PROTESTANT IDENTIFICATION 1ST MENTION
RELID2	PROTESTANT IDENTIFICATION 2ND MENTION
RELID3	PROTESTANT IDENTIFICATION 3RD MENTION
RELIDBST	PROTESTANT IDENTIFICATION BEST GROUP
CATHID	IF CATHOLIC WHAT IDENTITY
CHARISMA	IS R ASSOCIATED WITH CHARISMATIC MOVEMENT
RELATE1	RELATIONSHIP OF 1ST PERSON TO HOUSEHOLD HEAD
GENDER1	GENDER OF 1ST PERSON
OLD1	AGE OF 1ST PERSON
MAR1	MARITAL STATUS OF 1ST PERSON
AWAY1	IS 1ST PERSON STAYING SOMEWHERE ELSE NOW?
WHERE1	WHERE IS 1ST PERSON STAYING?

RELATE2	RELATIONSHIP OF 2ND PERSON TO HOUSEHOLD HEAD
GENDER2	GENDER OF 2ND PERSON
OLD2	AGE OF 2ND PERSON
MAR2	MARITAL STATUS OF 2ND PERSON
AWAY2	IS 2ND PERSON STAYING SOMEWHERE ELSE NOW?
WHERE2	WHERE IS 2ND PERSON STAYING?
RELATE3	RELATIONSHIP OF 3RD PERSON TO HOUSEHOLD HEAD
GENDER3	GENDER OF 3RD PERSON
OLD3	AGE OF 3RD PERSON
MAR3	MARITAL STATUS OF 3RD PERSON
AWAY3	IS 3RD PERSON STAYING SOMEWHERE ELSE NOW?
WHERE3	WHERE IS 3RD PERSON STAYING?
RELATE4	RELATIONSHIP OF 4TH PERSON TO HOUSEHOLD HEAD
GENDER4	GENDER OF 4TH PERSON
OLD4	AGE OF 4TH PERSON
MAR4	MARITAL STATUS OF 4TH PERSON
AWAY4	IS 4TH PERSON STAYING SOMEWHERE ELSE NOW?
WHERE4	WHERE IS 4TH PERSON STAYING?
RELATE5	RELATIONSHIP OF 5TH PERSON TO HOUSEHOLD HEAD
GENDER5	GENDER OF 5TH PERSON
OLD5	AGE OF 5TH PERSON
MAR5	MARITAL STATUS OF 5TH PERSON
AWAY5	IS 5TH PERSON STAYING SOMEWHERE ELSE NOW?
WHERE5	WHERE IS 5TH PERSON STAYING?
RELATE6	RELATIONSHIP OF 6TH PERSON TO HOUSEHOLD HEAD
GENDER6	GENDER OF 6TH PERSON
OLD6	AGE OF 6TH PERSON
MAR6	MARITAL STATUS OF 6TH PERSON
AWAY6	IS 6TH PERSON STAYING SOMEWHERE ELSE NOW?
WHERE6	WHERE IS 6TH PERSON STAYING?
RELATE7	RELATIONSHIP OF 7TH PERSON TO HOUSEHOLD HEAD
GENDER7	GENDER OF 7TH PERSON
OLD7	AGE OF 7TH PERSON
MAR7	MARITAL STATUS OF 7TH PERSON
AWAY7	IS 7TH PERSON STAYING SOMEWHERE ELSE NOW?
WHERE7	WHERE IS 7TH PERSON STAYING?
RELATE8	RELATIONSHIP OF 8TH PERSON TO HOUSEHOLD HEAD
GENDER8	GENDER OF 8TH PERSON
OLD8	AGE OF 8TH PERSON
MAR8	MARITAL STATUS OF 8TH PERSON
AWAY8	IS 8TH PERSON STAYING SOMEWHERE ELSE NOW?
WHERE8	WHERE IS 8TH PERSON STAYING?
RELATE9	RELATIONSHIP OF 9TH PERSON TO HOUSEHOLD HEAD
GENDER9	GENDER OF 9TH PERSON
OLD9	AGE OF 9TH PERSON
MAR9	MARITAL STATUS OF 9TH PERSON
AWAY9	IS 9TH PERSON STAYING SOMEWHERE ELSE NOW?
WHERE9	WHERE IS 9TH PERSON STAYING?
RELATE10	RELATIONSHIP OF 10TH PERSON TO HOUSEHOLD HEAD
GENDER10	GENDER OF 10TH PERSON
OLD10	AGE OF 10TH PERSON
MAR10	MARITAL STATUS OF 10TH PERSON
AWAY10	IS 10TH PERSON STAYING SOMEWHERE ELSE NOW?
WHERE10	WHERE IS 10TH PERSON STAYING?

RELATE11	RELATION OF 11TH PERSON (VISITOR) TO HEAD
GENDER11	GENDER OF 11TH PERSON (VISITOR)
OLD11	AGE OF 11TH PERSON (VISITOR)
MAR11	MARITAL STATUS OF 11TH PERSON (VISITOR)
AWAY11	IS 11TH PERSON (VISITOR) STAYING ELSEWHERE NOW?
WHERE11	WHERE IS 11TH PERSON (VISITOR) STAYING?
RELATE12	RELATION OF 12TH PERSON (VISITOR) TO HEAD
GENDER12	GENDER OF 12TH PERSON (VISITOR)
OLD12	AGE OF 12TH PERSON (VISITOR)
MAR12	MARITAL STATUS OF 12TH PERSON (VISITOR)
AWAY12	IS 12TH PERSON (VISITOR) STAYING ELSEWHERE NOW?
WHERE12	WHERE IS 12TH PERSON (VISITOR) STAYING?
RELATE13	RELATION OF 13TH PERSON (VISITOR) TO HEAD
GENDER13	GENDER OF 13TH PERSON (VISITOR)
OLD13	AGE OF 13TH PERSON (VISITOR)
MAR13	MARITAL STATUS OF 13TH PERSON (VISITOR)
AWAY13	IS 13TH PERSON (VISITOR) STAYING ELSEWHERE NOW?
WHERE13	WHERE IS 13TH PERSON (VISITOR) STAYING?
RELATE14	RELATION OF 14TH PERSON (VISITOR) TO HEAD
GENDER14	GENDER OF 14TH PERSON (VISITOR)
OLD14	AGE OF 14TH PERSON (VISITOR)
MAR14	MARITAL STATUS OF 14TH PERSON (VISITOR)
AWAY14	IS 14TH PERSON (VISITOR) STAYING ELSEWHERE NOW?
WHERE14	WHERE IS 14TH PERSON (VISITOR) STAYING?
RELHHD1	RELATION OF 1ST PERSON TO HOUSEHOLD HEAD
RELHHD2	RELATION OF 2ND PERSON TO HOUSEHOLD HEAD
RELHHD3	RELATION OF 3RD PERSON TO HOUSEHOLD HEAD
RELHHD4	RELATION OF 4TH PERSON TO HOUSEHOLD HEAD
RELHHD5	RELATION OF 5TH PERSON TO HOUSEHOLD HEAD
RELHHD6	RELATION OF 6TH PERSON TO HOUSEHOLD HEAD
RELHHD7	RELATION OF 7TH PERSON TO HOUSEHOLD HEAD
RELHHD8	RELATION OF 8TH PERSON TO HOUSEHOLD HEAD
RELHHD9	RELATION OF 9TH PERSON TO HOUSEHOLD HEAD
RELHHD10	RELATION OF 10TH PERSON TO HOUSEHOLD HEAD
RELHHD11	RELATION OF 11TH PERSON (VISITOR) TO HEAD
RELHHD12	RELATION OF 12TH PERSON (VISITOR) TO HEAD
RELHHD13	RELATION OF 13TH PERSON (VISITOR) TO HEAD
RELHHD14	RELATION OF 14TH PERSON (VISITOR) TO HEAD
HEFINFO	NUMBER OF PEOPLE IN INFORMANT'S HOUSEHOLD
HHRACE	RACE OF HOUSEHOLD
RESPNUM	NUMBER IN FAMILY OF R
HHTYPE	HOUSEHOLD TYPE
HHTYPE1	HOUSEHOLD TYPE (CONDENSED)
FAMGEN	NUMBER OF FAMILY GENERATIONS IN HOUSEHOLD
RPLACE	R'S RELATIONSHIP TO HOUSEHOLD HEAD
RVISITOR	IS R A VISITOR?
VISITORS	NUMBER OF VISITORS IN HOUSEHOLD
RELHH1	RELATIONSHIP OF PERSON 1 TO HEAD OF HOUSEHOLD
RELHH2	RELATIONSHIP OF PERSON 2 TO HEAD OF HOUSEHOLD
RELHH3	RELATIONSHIP OF PERSON 3 TO HEAD OF HOUSEHOLD
RELHH4	RELATIONSHIP OF PERSON 4 TO HEAD OF HOUSEHOLD
RELHH5	RELATIONSHIP OF PERSON 5 TO HEAD OF HOUSEHOLD
RELHH6	RELATIONSHIP OF PERSON 6 TO HEAD OF HOUSEHOLD
RELHH7	RELATIONSHIP OF PERSON 7 TO HEAD OF HOUSEHOLD

RELHH8	RELATIONSHIP OF PERSON 8 TO HEAD OF HOUSEHOLD
RELHH9	RELATIONSHIP OF PERSON 9 TO HEAD OF HOUSEHOLD
RELHH10	RELATIONSHIP OF PERSON 10 TO HEAD OF HOUSEHOLD
RELHH11	RELATIONSHIP OF PERSON 11 TO HEAD OF HOUSEHOLD
RELHH12	RELATIONSHIP OF PERSON 12 TO HEAD OF HOUSEHOLD
RELHH13	RELATIONSHIP OF PERSON 13 TO HEAD OF HOUSEHOLD
RELHH14	RELATIONSHIP OF PERSON 14 TO HEAD OF HOUSEHOLD
RELSP1	RELATIONSHIP OF PERSON 1 TO SPOUSE OF HOUSEHOL
RELSP2	RELATIONSHIP OF PERSON 2 TO SPOUSE OF HOUSEHOL
RELSP3	RELATIONSHIP OF PERSON 3 TO SPOUSE OF HOUSEHOL
RELSP4	RELATIONSHIP OF PERSON 4 TO SPOUSE OF HOUSEHOL
RELSP5	RELATIONSHIP OF PERSON 5 TO SPOUSE OF HOUSEHOL
RELSP6	RELATIONSHIP OF PERSON 6 TO SPOUSE OF HOUSEHOL
RELSP7	RELATIONSHIP OF PERSON 7 TO SPOUSE OF HOUSEHOL
RELSP8	RELATIONSHIP OF PERSON 8 TO SPOUSE OF HOUSEHOL
RELSP9	RELATIONSHIP OF PERSON 9 TO SPOUSE OF HOUSEHOL
RELSP10	RELATIONSHIP OF PERSON 10 TO SPOUSE OF HOUSEHO
RELSP11	RELATIONSHIP OF PERSON 11 TO SPOUSE OF HOUSEHO
RELSP12	RELATIONSHIP OF PERSON 12 TO SPOUSE OF HOUSEHO
RELSP13	RELATIONSHIP OF PERSON 13 TO SPOUSE OF HOUSEHO
RELSP14	RELATIONSHIP OF PERSON 14 TO SPOUSE OF HOUSEHO
DATEINTV	DATE OF INTERVIEW
ISCO68	RESPONDENT'S OCCUPATION, 1970 CENSUS
PAISCO68	R'S FATHER'S OCCUPATION, 1970 CENSUS
SPISCO68	R'S SPOUSE'S OCCUPATION, 1970 CENSUS
ISCO681	RESPONDENT'S OCCUPATION, 1980 CENSUS
PAISC681	R'S FATHER'S OCCUPATION, 1980 CENSUS
MAISC681	R'S MOTHER'S OCCUPATION, 1980 CENSUS
SPISC681	R'S SPOUSE'S OCCUPATION, 1980 CENSUS
ISCO88	RESPONDENT'S OCCUPATION, 1980 CENSUS & 1988 ISCO CODE
PAISCO88	R'S FATHER'S OCCUPATION, 1980 CENSUS & 1988 ISCO CODE
MAISCO88	R'S MOTHER'S OCCUPATION, 1980 CENSUS & 1988 ISCO CODE
SPISCO88	R'S SPOUSE'S OCCUPATION, 1980 CENSUS & 1988 ISCO CODE
SEI	RESPONDENT SOCIOECONOMIC INDEX
FIRSTSEI	R'S SOCIOECONOMIC INDEX OF 1ST OCCUPATION
PASEI	R'S FATHER'S SOCIOECONOMIC INDEX
MASEI	R'S MOTHER'S SOCIOECONOMIC INDEX
SPSEI	R'S SPOUSE'S SOCIOECONOMIC INDEX
SEI10	R'S SOCIOECONOMIC INDEX (2010)
SEI10EDUC	PERCENTAGE OF SOME COLLEGE EDUC IN OCC10 BASED ON ACS 2010
SEI10INC	PERCENTAGE OF \$45K+ EARNERS IN OCC10 BASED ON ACS 2010
PASEI10	R'S FATHER'S SOCIOECONOMIC INDEX (2010)
PASEI10EDUC	PERCENTAGE OF SOME COLLEGE EDUC IN PAOCC10 BASED ON ACS 2010
PASEI10INC	PERCENTAGE OF \$45K+ EARNERS IN PAOCC10 BASED ON ACS 2010
MASEI10	R'S MOTHER'S SOCIOECONOMIC INDEX (2010)
MASEI10EDUC	PERCENTAGE OF SOME COLLEGE EDUC IN MAOCC10 BASED ON ACS 2010
MASEI10INC	PERCENTAGE OF \$45K+ EARNERS IN MAOCC10 BASED ON ACS 2010
SPSEI10	R'S SPOUSE'S SOCIOECONOMIC INDEX (2010)
SPSEI10EDUC	PERCENTAGE OF SOME COLLEGE EDUC IN SPOCC10 BASED ON ACS 2010
SPSEI10INC	PERCENTAGE OF \$45K+ EARNERS IN SPOCC10 BASED ON ACS 2010
USWAR	EXPECT U.S. IN WAR WITHIN 10 YEARS
USWARY	EXPECT U.S. IN WORLD WAR IN 10 YEARS
USINTL	TAKE ACTIVE PART IN WORLD AFFAIRS
USUN	REMAIN IN U.N. OR PULL OUT

COMMUN	FEELINGS ABOUT COMMUNISM
COMMUN10	FEELINGS ABOUT COMMUNISM 10 YRS AGO
RUSSIA	LIKING FOR RUSSIA
JAPAN	LIKING FOR JAPAN
ENGLAND	LIKING FOR ENGLAND
CANADA	LIKING FOR CANADA
BRAZIL	LIKING FOR BRAZIL
CHINA	LIKING FOR CHINA
ISRAEL	LIKING FOR ISRAEL
EGYPT	LIKING FOR EGYPT
WELFARE1	WELFARE MAKES PEOPLE WORK LESS
WELFARE2	HELPS PEOPLE OVERCOME DIFFICULT TIMES
WELFARE3	ENCOURAGES OUT-OF-WEDLOCK CHILDREN
WELFARE4	PRESERVES MARRIAGES IN DIFFICULT TIMES
WELFARE5	HELPS PREVENT HUNGER AND STARVATION
WELFARE6	DISCOURAGES PREGNANT GIRLS FROM MARRYING
WKCONTCT	HOW OFTEN CONTACTED ABOUT WORK WHEN NOT WORKING
TALKSPVS	COMFORTABLE TALKING WITH SUPERVISOR ABOUT PERSONAL
EFFCTSUP	SUPERVISOR EFFECTIVE SOLVE WORK/PERSONAL CONFLICTS
COHORT	YEAR OF BIRTH
MARCOHRT	YEAR OF FIRST MARRIAGE
BIRTHMO	MONTH IN WHICH R WAS BORN
ZODIAC	RESPONDENTS ASTROLOGICAL SIGN
INTHISP	IS INTERVIEWER SPANISH, HISPANIC OR LATINO
INTRACE1	INTERVIEWER S RACE1
INTRACE2	INTERVIEWER S RACE2
INTRACE3	INTERVIEWER S RACE3
CONINC	FAMILY INCOME IN CONSTANT DOLLARS
CONRINC	RESPONDENT INCOME IN CONSTANT DOLLARS
BTHGRP1A	WHAT ARE THE GROUPS YOU BOTH BELONG TO?
BTHGRP1B	WHAT ARE THE GROUPS YOU BOTH BELONG TO?
BTHGRP1C	WHAT ARE THE GROUPS YOU BOTH BELONG TO?
BTHGRP1D	WHAT ARE THE GROUPS YOU BOTH BELONG TO?
BTHGRP1E	WHAT ARE THE GROUPS YOU BOTH BELONG TO?
BTHGRP1F	WHAT ARE THE GROUPS YOU BOTH BELONG TO?
BTHGRP2A	WHAT ARE THE GROUPS YOU BOTH BELONG TO?
BTHGRP2B	WHAT ARE THE GROUPS YOU BOTH BELONG TO?
BTHGRP2C	WHAT ARE THE GROUPS YOU BOTH BELONG TO?
BTHGRP2D	WHAT ARE THE GROUPS YOU BOTH BELONG TO?
BTHGRP2E	WHAT ARE THE GROUPS YOU BOTH BELONG TO?
BTHGRP2F	WHAT ARE THE GROUPS YOU BOTH BELONG TO?
BTHGRP3A	WHAT ARE THE GROUPS YOU BOTH BELONG TO?
BTHGRP3B	WHAT ARE THE GROUPS YOU BOTH BELONG TO?
BTHGRP3C	WHAT ARE THE GROUPS YOU BOTH BELONG TO?
BTHGRP3D	WHAT ARE THE GROUPS YOU BOTH BELONG TO?
BTHGRP3E	WHAT ARE THE GROUPS YOU BOTH BELONG TO?
BTHGRP3F	WHAT ARE THE GROUPS YOU BOTH BELONG TO?
BTHGRP4A	WHAT ARE THE GROUPS YOU BOTH BELONG TO?
BTHGRP4B	WHAT ARE THE GROUPS YOU BOTH BELONG TO?
BTHGRP4C	WHAT ARE THE GROUPS YOU BOTH BELONG TO?
BTHGRP4D	WHAT ARE THE GROUPS YOU BOTH BELONG TO?
BTHGRP4E	WHAT ARE THE GROUPS YOU BOTH BELONG TO?
BTHGRP4F	WHAT ARE THE GROUPS YOU BOTH BELONG TO?
BTHGRP5A	WHAT ARE THE GROUPS YOU BOTH BELONG TO?

BTHGRP5B	WHAT ARE THE GROUPS YOU BOTH BELONG TO?
BTHGRP5C	WHAT ARE THE GROUPS YOU BOTH BELONG TO?
BTHGRP5D	WHAT ARE THE GROUPS YOU BOTH BELONG TO?
BTHGRP5E	WHAT ARE THE GROUPS YOU BOTH BELONG TO?
BTHGRP5F	WHAT ARE THE GROUPS YOU BOTH BELONG TO?
FRSTGRP1	WHICH GROUP MEET NAME1
FRSTGRP2	WHICH GROUP MEET NAME2
FRSTGRP3	WHICH GROUP MEET NAME3
FRSTGRP4	WHICH GROUP MEET NAME4
FRSTGRP5	WHICH GROUP MEET NAME5
WHOELSE1	PRESENCE OF OTHERS: CHILDREN UNDER SIX
WHOELSE2	PRESENCE OF OTHERS: OLDER CHILDREN
WHOELSE3	PRESENCE OF OTHERS: SPOUSE PARTNER
WHOELSE4	PRESENCE OF OTHERS: OTHER RELATIVES
WHOELSE5	PRESENCE OF OTHERS: OTHER ADULTS
WHOELSE6	PRESENCE OF OTHERS: NO ONE
SAQISSP	R DID ISSP MODULE
SAQSEX	R DID SEX MODULE
SAQGENE	R DID GENE MODULE FOR 2004
INTID	INTERVIEWER ID
FEEUSED	FEE GIVEN TO GET CASE
FEELEVEL	AMOUNT OF FEES PAID
LNGTHINV	HOW LONG WAS INTERVIEW
INTAGE	AGE OF INTERVIEWER
EASYGET	HOW DIFFICULT WAS CASE TO GET
INTETHN	RACE OF INTERVIEWER
MODE	INTERVIEW DONE IN-PERSON OR OVER THE PHONE
INTSEX	SEX OF INTERVIEWER
INTYRS	YEARS OF SERVICE AS AN INTERVIEWER AT NORC
CONSENT	PARTICIPATION/RECORDING CONSENT
PILLOKY	BIRTH CONTROL TO TEENAGERS 14-16 (FORM 2)
POPESPKY	POPE IS INFALLIBLE ON MATTERS OF FAITH OR MORALS (FORM 2)
POLHIT0Y	EVER APPROVE OF POLICE STRIKING CITIZEN (FORM 2)
LETDIE1Y	ALLOW INCURABLE PATIENTS TO DIE (FORM 2)
BALLOT	BALLOT USED FOR INTERVIEW
VERSION	VERSION OF QUESTIONNAIRE
ISSP	FILTER FOR ISSP CASES
FORMWT	WEIGHT DEAL WITH EXPERIMENTAL RANDOMIZATION
SAMPCODE	SAMPLING ERROR CODE
SAMPLE	SAMPLING FRAME AND METHOD
OVERSAMP	WEIGHTS FOR BLACK OVERSAMPLES
PHASE	SUBSAMPLING: TWO-PHASE DESIGN.
SPANSELF	IF THIS INTERVIEW HAD ONLY BEEN AVAILABLE IN ENGLISH, WOULD YOU...
SPANINT	IF NO SPANISH, R COULD HAVE BEEN INTERVIEWED IN ENGLISH
SPANENG	INTERVIEWS CONDUCTED IN SPANISH OR ENGLISH
RES2008	WAS R LIVING IN USA DURING APRIL-JUNE 2008
RES2010	WAS R LIVING IN USA DURING APRIL-JUNE 2010
RES2012	WAS R LIVING IN US DURING APRIL-JUNE 2012
CSHUTYP08	DURING APRIL-JUNE 2008, WAS R RESIDENT IN HOUSEHOLD OR INSTITUTION
CSHUTYP10	DURING APRIL-JUNE 2010, WAS R RESIDENT IN HOUSEHOLD OR INSTITUTION
CSHUTYP12	DURING APRIL-JUNE 2012, WAS R RESIDENT IN HOUSEHOLD OR INSTITUTION
WTSS	WEIGHT VARIABLE
WTSSNR	WEIGHT VARIABLE
WTSSALL	WEIGHT VARIABLE
VSTRAT	VARIANCE STRATUM
VPSU	VARIANCE PRIMARY SAMPLING UNIT

NATIONAL DATA PROGRAM FOR THE SOCIAL SCIENCES

CODES FOR THE SPRING 1972-2014 SURVEYS

Given for each question is the original question wording, interviewer directions contained in the questionnaire, the response categories, the punch designations, the number of responses ("N"), and the variable name given in brackets under the question. Added comments are either bracketed "[]" or indicated under "REMARKS."

Year [VAR: YEAR]

Punches 1972, 1973, 1974, 1975,
1976, 1977, 1978, 1980,
1982, 1983, 1984, 1985,
1986, 1987, 1988, 1989,
1990, 1991, 1993, 1994,
1996, 1998, 2000, 2002,
2004, 2006, 2008, 2010,
2012, 2014

Original ID Number [VAR: ID, 4 digit variable]

1. Last week were you working full time, part time, going to school, keeping house, or what?

HAND CARD AU

CIRCLE ONE CODE ONLY. IF MORE THAN ONE RESPONSE, GIVE PREFERENCE TO SMALLEST CODE NUMBER THAT APPLIES

[VAR: WRKSTAT]

RESPONSE	PUNCH	YEAR														
		1972-82	1982B	1983-87	1987B	1988-91	1993-98	2000	2002	2004	2006	2008	2010	2012	2014	ALL
Working full time (ASK HRS1)	1	6150	144	3662	169	2894	5612	1524	1432	1466	2321	1003	917	912	1230	29436
Working part time (ASK HRS1)	2	1174	33	811	39	648	1088	306	312	320	440	211	234	226	273	6115
With a job, but not at work because of temporary illness, vacation, strike (ASK HRS2)	3	321	2	155	2	126	199	60	52	80	84	53	33	40	40	1247
Unemployed, laid off, looking for work (GO TO OCC to COMMUTE)	4	441	25	242	11	130	273	60	121	99	143	74	145	104	104	1972
Retired (ASK EVWORK)	5	1437	38	916	49	842	1412	404	414	403	712	336	319	357	460	8099
In school (ASK EVWORK)	6	405	11	190	11	215	289	77	78	115	139	57	93	70	90	1840
Keeping house (ASK EVWORK)	7	3507	86	1463	67	973	1264	325	268	266	490	227	235	210	263	9644
Other (SPECIFY AND ASK EVWORK)	8	191	15	103	5	79	194	61	88	62	177	60	65	54	76	1230
No answer	9	0	0	0	0	0	3	0	0	1	4	2	3	1	2	16

REMARKS: Card AU contained responses for punches 1 through 8.

A. IF WORKING, FULL OR PART TIME: How many hours did you work last week, at all jobs?

[VAR: HRS1]

RESPONSE	PUNCH	YEAR														
		1972-82	1982B	1983-87	1987B	1988-91	1993-98	2000	2002	2004	2006	2008	2010	2012	2014	ALL
0-9 hours	0	125	2	104	4	88	130	24	31	34	51	24	23	25	27	692
10-19 hours	1	353	12	200	9	173	281	73	78	78	113	42	46	52	55	1565
20-29 hours	2	471	19	363	20	285	513	134	140	141	208	106	109	92	128	2729
30-39 hours	3	909	29	614	37	460	843	215	241	234	354	161	168	168	208	4641
40-49 hours	4	3422	97	2172	106	1662	3111	924	792	786	1267	552	477	505	667	16540
50-59 hours	5	598	8	498	16	459	946	246	227	243	402	156	187	134	216	4336
60-69 hours	6	337	6	301	8	265	544	131	134	148	213	107	80	98	130	2502
70-79 hours	7	117	0	106	4	76	164	38	46	43	71	23	26	27	36	777
80 or more hours	8	104	4	97	3	59	127	33	40	56	60	32	23	25	34	697
No answer, Don't know	9	17	0	18	1	15	44	12	15	24	26	13	15	13	4	217
Not applicable (Punches 3 to 8 in WRKSTAT)	IAP	7173	177	3069	145	2365	3631	987	1021	1025	1745	807	890	835	1033	24903

REMARKS: See Appendix L: Hours worked, for detailed distribution and explanation.
See Appendix U for the years or surveys that included this item.
If planning to perform trend analysis with WRKSTAT, please consult GSS Methodological Report No. 56.
The response categories have been collapsed for convenience of display.

B. IF WITH A JOB, BUT NOT AT WORK: How many hours a week do you usually work, at all jobs?

[VAR: HRS2]

RESPONSE	PUNCH	YEAR														
		1972-82	1982B	1983-87	1987B	1988-91	1993-98	2000	2002	2004	2006	2008	2010	2012	2014	ALL
00-09 hours	0	8	0	4	0	4	8	0	5	3	1	3	3	0	0	39
10-19 hours	1	9	0	3	0	7	6	3	3	6	5	1	1	4	3	51
20-29 hours	2	17	0	15	0	8	14	6	7	5	5	4	1	3	5	90
30-39 hours	3	20	0	20	0	12	27	10	5	13	14	9	5	11	6	152
40-49 hours	4	172	2	76	2	60	94	25	20	19	44	25	15	13	20	587
50-59 hours	5	17	0	13	0	14	26	7	7	10	9	5	4	3	2	117
60-69 hours	6	8	0	9	0	11	9	1	3	6	4	5	0	1	3	60
70-79 hours	7	7	0	5	0	1	1	2	0	2	1	1	1	0	1	22
80 or more hours	8	5	0	3	0	1	2	0	0	1	0	0	0	0	0	12
No answer, Don't know	9	20	0	7	0	8	15	6	2	16	5	2	3	1	2	87
Not applicable (Punches 1,2,4-8 in WRKSTAT)	IAP	13343	352	7387	351	5781	10132	2757	2713	2731	4422	1968	2011	1938	2496	58382

REMARKS: The response categories have been collapsed for convenience of display.

C. IF RETIRED, IN SCHOOL, KEEPING HOUSE, OR OTHER: Did you ever work for as long as one year?

[VAR: EVWORK]

RESPONSE	PUNCH	YEAR														
		1972-82	1982B	1983-87	1987B	1988-91	1993-98	2000	2002	2004	2006	2008	2010	2012	2014	ALL
Yes (ASK OCC to INDUSTRY)	1	4366	120	2227	106	1758	2693	737	757	734	1330	618	614	617	795	17472
No (GO TO OCC80 to INDUS80)	2	1167	30	442	25	345	445	125	89	113	187	62	98	78	92	3298
Don't Know	8	0	0	0	0	0	0	0	2	0	0	0	0	0	0	2
No answer	9	7	0	3	1	6	24	5	0	0	5	2	3	0	4	60
Not applicable (Punches 1,2,3,4 in WRKSTAT)	IAP	8086	204	4870	221	3798	7172	1950	1917	1965	2988	1341	1329	1279	1647	38767

REMARKS: Contents of WRKSTAT, punch 8 (Other, SPECIFY) available from NORC. Card A contained responses for punches 1 through 8. Responses greater than 89 in parts A and B were coded 89. See Appendix N for changes across surveys.

2. A. What kind of work do you (did you normally) do? That is, what (is/was) your job called?

OCCUPATION: [See REMARKS]

B. What (do/did) you actually do in that job? Tell me, what (are/were) some of your main duties?

C. What kind of place (do/did) you work for?

INDUSTRY: [See REMARKS]

D. What (do/did) they (make/do)?

E. (Are/Were) you self employed or (do/did) you work for someone else?

F. (Are/Were) you employed by the federal, state or local government or by a private employer (including non-profit organizations)?

G. About how much time (does/did) it usually take you to travel to work - about how many minutes?

REMARKS: The above questions are not coded but are used to code occupation, prestige, and industry. This survey uses the U. S. Bureau of the Census 3 or 4 digit occupation classification, the 2 digit Hodge, Siegel, Rossi prestige score, and the U.S. Bureau of the Census 3-4 digit industrial classifications. 1970 Census codes for occupation and industry were used for 1972-1990, 1980 Census occupational and industrial classifications were used for 1988-2010, and 2010 Census occupational and industrial classifications were used from 2012 to the present. The NORC/GSS prestige scores based on the 1970 occupation codes over 1972-1990, prestige codes based on the 1980 occupational codes cover 1988-2010, and prestige codes based on the 2010 occupational codes will cover 2012 onwards.

Detailed occupational classifications, prestige scores and industrial classifications can be found in Appendices F, G and H. See also Appendix J for socio-economic index scores. The distributions given below are for first digit of each of the three codes. See Appendix T, GSS Methodological Report No. 59.

RESPONDENT'S OCCUPATION

[VAR: OCC]

<u>RESPONSE</u>	<u>PUNCH</u>	<u>YEAR</u>														
		<u>1972-82</u>	<u>1982B</u>	<u>1983-87</u>	<u>1987B</u>	<u>1988-91</u>	<u>1993-98</u>	<u>2000</u>	<u>2002</u>	<u>2004</u>	<u>2006</u>	<u>2008</u>	<u>2010</u>	<u>2012</u>	<u>2014</u>	<u>ALL</u>
Professional and specialty	1	1865	31	1202	41	799	0	0	0	0	0	0	0	0	0	3938
Managers and administrators, except farm	2	1852	14	1320	26	782	0	0	0	0	0	0	0	0	0	3994
Clerical and kindred workers	3	2442	49	1384	61	785	0	0	0	0	0	0	0	0	0	4721
Craftsmen and kindred workers	4	1553	31	830	27	467	0	0	0	0	0	0	0	0	0	2908
Operatives, except transport	5	1736	65	676	27	383	0	0	0	0	0	0	0	0	0	2887
Transport equipment operatives	6	357	11	164	8	121	0	0	0	0	0	0	0	0	0	661
Laborers, except farm	7	462	16	274	19	143	0	0	0	0	0	0	0	0	0	914
Farmers and farm managers, farm laborers, and farm foremen	8	318	8	183	3	73	0	0	0	0	0	0	0	0	0	585
Service workers, except private household	9	1542	72	928	94	518	0	0	0	0	0	0	0	0	0	3154
Private household workers	10	273	26	124	18	64	0	0	0	0	0	0	0	0	0	505
Not applicable, No answer, Don't know	IAP	1226	31	457	29	1772	10334	2817	2765	2812	4510	2023	2044	1974	2538	35332

PRESTIGE OF RESPONDENT'S OCCUPATION

[VAR: PRESTIGE]

<u>RESPONSE</u>	<u>PUNCH</u>	<u>YEAR</u>														
		<u>1972-82</u>	<u>1982B</u>	<u>1983-87</u>	<u>1987B</u>	<u>1988-91</u>	<u>1993-98</u>	<u>2000</u>	<u>2002</u>	<u>2004</u>	<u>2006</u>	<u>2008</u>	<u>2010</u>	<u>2012</u>	<u>2014</u>	<u>ALL</u>
10 - 19	1	1274	79	590	53	339	0	0	0	0	0	0	0	0	0	2335
20 - 29	2	1980	54	1042	73	535	0	0	0	0	0	0	0	0	0	3684
30 - 39	3	3283	106	1804	97	1183	0	0	0	0	0	0	0	0	0	6473
40 - 49	4	3200	46	1744	51	904	0	0	0	0	0	0	0	0	0	5945
50 - 59	5	1392	12	1096	25	662	0	0	0	0	0	0	0	0	0	3187
60 - 69	6	1042	23	624	22	367	0	0	0	0	0	0	0	0	0	2078
70 - 79	7	213	3	162	2	132	0	0	0	0	0	0	0	0	0	512
80 - 89	8	16	0	23	1	13	0	0	0	0	0	0	0	0	0	53
Not applicable, No answer	IAP	1226	31	457	29	1772	10334	2817	2765	2812	4510	2023	2044	1974	2538	35332

REMARKS: The response categories have been collapsed for convenience of display.

RESPONDENT'S EMPLOYMENT STATUS

[VAR: WRKSLF]

<u>RESPONSE</u>	<u>PUNCH</u>	<u>YEAR</u>														
		<u>1972-82</u>	<u>1982B</u>	<u>1983-87</u>	<u>1987B</u>	<u>1988-91</u>	<u>1993-98</u>	<u>2000</u>	<u>2002</u>	<u>2004</u>	<u>2006</u>	<u>2008</u>	<u>2010</u>	<u>2012</u>	<u>2014</u>	<u>ALL</u>
Self-employed	1	1299	19	890	15	641	1214	307	307	345	508	226	234	194	295	6494
Someone else	2	11120	305	6193	311	4882	8558	2331	2362	2351	3799	1732	1706	1700	2145	49495
Don't know	8	0	0	0	0	0	0	0	3	2	3	0	2	1	2	13
No answer	9	40	0	16	2	38	115	54	2	1	13	3	4	1	4	293
Not applicable (never worked)	IAP	1167	30	443	25	346	447	125	91	113	187	62	98	78	92	3304

RESPONDENT'S EMPLOYER

[VAR: WRKGOVT]

<u>RESPONSE</u>	<u>PUNCH</u>	<u>YEAR</u>														
		<u>1972-82</u>	<u>1982B</u>	<u>1983-87</u>	<u>1987B</u>	<u>1988-91</u>	<u>1993-98</u>	<u>2000</u>	<u>2002</u>	<u>2004</u>	<u>2006</u>	<u>2008</u>	<u>2010</u>	<u>2012</u>	<u>2014</u>	<u>ALL</u>
Government	1	0	0	501	0	0	0	415	454	507	810	343	369	371	468	4238
Private	2	0	0	2321	0	0	0	2263	2187	2167	3447	1572	1540	1486	1939	18922
Don't know	8	0	0	0	0	0	0	0	17	16	40	29	29	26	28	185
No answer	9	0	0	1	0	0	0	14	16	9	26	17	8	16	11	118
Not applicable (never worked)	IAP	13626	354	4719	353	5907	10334	125	91	113	187	62	98	75	92	36136

RESPONDENT'S TRAVEL TIME

[VAR: COMMUTE]

<u>RESPONSE</u>	<u>PUNCH</u>	<u>YEAR</u>														
		<u>1972-82</u>	<u>1982B</u>	<u>1983-87</u>	<u>1987B</u>	<u>1988-91</u>	<u>1993-98</u>	<u>2000</u>	<u>2002</u>	<u>2004</u>	<u>2006</u>	<u>2008</u>	<u>2010</u>	<u>2012</u>	<u>2014</u>	<u>ALL</u>
00 - 09 minutes	0	0	0	308	0	0	0	0	0	0	0	0	0	0	0	308
10 - 19 minutes	1	0	0	417	0	0	0	0	0	0	0	0	0	0	0	417
20 - 29 minutes	2	0	0	244	0	0	0	0	0	0	0	0	0	0	0	244
30 - 39 minutes	3	0	0	187	0	0	0	0	0	0	0	0	0	0	0	187
40 - 49 minutes	4	0	0	87	0	0	0	0	0	0	0	0	0	0	0	87
50 - 59 minutes	5	0	0	8	0	0	0	0	0	0	0	0	0	0	0	8
60 - 69 minutes	6	0	0	55	0	0	0	0	0	0	0	0	0	0	0	55
70 - 79 minutes	7	0	0	8	0	0	0	0	0	0	0	0	0	0	0	8
80 - 89 minutes	8	0	0	0	0	0	0	0	0	0	0	0	0	0	0	0
90 - 97+ minutes	9	0	0	16	0	0	0	0	0	0	0	0	0	0	0	16
Don't know	98	0	0	8	0	0	0	0	0	0	0	0	0	0	0	8
No answer	99	0	0	32	0	0	0	0	0	0	0	0	0	0	0	32
Not applicable, No answer	IAP	13626	354	6172	353	5907	10334	2817	2765	2812	4510	2023	2044	1974	2538	58229

REMARKS: The response categories have been collapsed for convenience of display.

RESPONDENT'S INDUSTRY

[VAR: INDUSTRY]

<u>RESPONSE</u>	<u>PUNCH</u>	<u>YEAR</u>														
		<u>1972-82</u>	<u>1982B</u>	<u>1983-87</u>	<u>1987B</u>	<u>1988-91</u>	<u>1993-98</u>	<u>2000</u>	<u>2002</u>	<u>2004</u>	<u>2006</u>	<u>2008</u>	<u>2010</u>	<u>2012</u>	<u>2014</u>	<u>ALL</u>
Agriculture, Forestry, and Fisheries	1	405	10	235	4	103	0	0	0	0	0	0	0	0	0	757
Mining	2	191	3	61	1	20	0	0	0	0	0	0	0	0	0	276
Construction	3	678	12	386	14	250	0	0	0	0	0	0	0	0	0	1340
Manufacturing	4	3114	78	1506	54	807	0	0	0	0	0	0	0	0	0	5559
Transportation, Communications, and other Public Utilities	5	778	21	385	22	262	0	0	0	0	0	0	0	0	0	1468
Wholesale and Retail Trade	6	2125	28	1291	52	745	0	0	0	0	0	0	0	0	0	4241
Finance, Insurance, and Real Estate	7	692	14	447	16	254	0	0	0	0	0	0	0	0	0	1423
Business and Repair Services	8	341	12	277	11	217	0	0	0	0	0	0	0	0	0	858
Personal Services	9	692	39	405	40	192	0	0	0	0	0	0	0	0	0	1368
Entertainment and Recreation Services	10	123	1	69	5	52	0	0	0	0	0	0	0	0	0	250
Professional and Related Services	11	2377	79	1492	87	931	0	0	0	0	0	0	0	0	0	4966
Public Administration	12	846	24	521	18	292	0	0	0	0	0	0	0	0	0	1701
Not applicable, No answer	IAP	1264	33	467	29	1782	10334	2817	2765	2812	4510	2023	2044	1974	2538	35392

REMARKS: The response categories have been collapsed for convenience of display.

3. Respondent's Occupation, Prestige, and Industry

RESPONDENT'S OCCUPATION

[VAR: OCC80]

<u>RESPONSE</u>	<u>PUNCH</u>	<u>YEAR</u>														
		<u>1972-82</u>	<u>1982B</u>	<u>1983-87</u>	<u>1987B</u>	<u>1988-91</u>	<u>1993-98</u>	<u>2000</u>	<u>2002</u>	<u>2004</u>	<u>2006</u>	<u>2008</u>	<u>2010</u>	<u>2012</u>	<u>2014</u>	<u>ALL</u>
Managerial and professional specialty	1	0	0	0	0	1364	2747	852	811	922	1302	597	579	0	0	9174
Technical, sales, and administrative support	2	0	0	0	0	1764	3016	728	757	736	1163	490	540	0	0	9194
Service	3	0	0	0	0	833	1483	397	447	385	717	329	344	0	0	4935
Farming, forest, and fishing	4	0	0	0	0	141	195	54	48	56	88	43	40	0	0	665
Precision production, craft, and repair	5	0	0	0	0	603	971	248	247	224	452	180	172	0	0	3097
Operators, fabricators, and laborers	6	0	0	0	0	848	1426	381	334	336	548	282	214	0	0	4369
Not applicable, No answer, Don't know	IAP	13626	354	7542	353	354	496	157	121	153	240	102	155	1974	2538	28165

REMARKS: The response categories have been collapsed for convenience of display.

PRESTIGE OF RESPONDENT'S OCCUPATION

[VAR: PRESTG80]

<u>RESPONSE</u>	<u>PUNCH</u>	<u>YEAR</u>														
		<u>1972-82</u>	<u>1982B</u>	<u>1983-87</u>	<u>1987B</u>	<u>1988-91</u>	<u>1993-98</u>	<u>2000</u>	<u>2002</u>	<u>2004</u>	<u>2006</u>	<u>2008</u>	<u>2010</u>	<u>2012</u>	<u>2014</u>	<u>ALL</u>
10 - 19	1	0	0	0	0	26	68	19	22	21	29	18	8	0	0	211
20 - 29	2	0	0	0	0	900	1483	404	389	361	599	264	300	0	0	4700
30 - 39	3	0	0	0	0	1511	2534	659	664	594	1115	544	486	0	0	8107
40 - 49	4	0	0	0	0	1539	2711	650	689	693	1092	434	467	0	0	8275
50 - 59	5	0	0	0	0	775	1459	442	418	466	666	336	317	0	0	4879
60 - 69	6	0	0	0	0	634	1261	387	372	410	586	253	248	0	0	4151
70 - 79	7	0	0	0	0	151	282	92	78	101	163	67	62	0	0	996
80 - 89	8	0	0	0	0	17	40	7	11	13	20	5	2	0	0	115
Not applicable, No answer	IAP	13626	354	7542	353	354	496	157	122	153	240	102	154	1974	2538	28165

REMARKS: The response categories have been collapsed for convenience of display. PRESTG80 is based on the 1980 Census occupation classification.

RESPONDENT'S INDUSTRY

[VAR: INDUS80]

<u>RESPONSE</u>	<u>PUNCH</u>	<u>YEAR</u>														
		<u>1972-82</u>	<u>1982B</u>	<u>1983-87</u>	<u>1987B</u>	<u>1988-91</u>	<u>1993-98</u>	<u>2000</u>	<u>2002</u>	<u>2004</u>	<u>2006</u>	<u>2008</u>	<u>2010</u>	<u>2012</u>	<u>2014</u>	<u>ALL</u>
Agriculture, Forestry, and Fisheries	1	0	0	0	0	150	191	58	43	62	98	46	45	0	0	693
Mining	2	0	0	0	0	30	36	9	9	9	13	15	7	0	0	128
Construction	3	0	0	0	0	331	538	158	156	168	272	125	105	0	0	1853
Manufacturing	4	0	0	0	0	1080	1793	454	382	353	614	292	247	0	0	5215
Transportation, Communications, and other Public Utilities	5	0	0	0	0	405	720	198	220	187	303	151	118	0	0	2302
Wholesale and Retail Trade	6	0	0	0	0	1024	1722	464	479	460	707	345	344	0	0	5545
Finance, Insurance, and Real Estate	7	0	0	0	0	339	604	172	145	158	281	121	123	0	0	1943
Business and Repair Services	8	0	0	0	0	271	565	132	160	158	270	111	106	0	0	1773
Personal Services	9	0	0	0	0	252	406	110	121	101	204	85	88	0	0	1367
Entertainment and Recreation Services	10	0	0	0	0	61	151	41	57	41	50	26	42	0	0	469
Professional and Related Services	11	0	0	0	0	1253	2430	703	704	755	1072	475	547	0	0	7939
Public Administration	12	0	0	0	0	346	622	132	157	167	310	128	127	0	0	1989
Not applicable, No answer	IAP	13626	354	7542	353	365	556	186	132	193	316	103	145	1974	2538	28383

REMARKS: Coded using the U.S. Bureau of the Census 3 digit occupation and industries codes for 1980 and the 2 digit 1989 GSS/NORC prestige score. See OCC-INDUSTRY for question text and Appendices F-H for full details and distributions. The distributions above are for the first digit of each of the three codes, except that missing value codes are collapsed with blanks. Commute is a two-digit variable. The numbers above are collapsed for convenience of display.

RESPONDENT'S OCCUPATION

[VAR: OCC10]

<u>RESPONSE</u>	<u>PUNCH</u>	<u>YEAR</u>														
		<u>1972-82</u>	<u>1982B</u>	<u>1983-87</u>	<u>1987B</u>	<u>1988-91</u>	<u>1993-98</u>	<u>2000</u>	<u>2002</u>	<u>2004</u>	<u>2006</u>	<u>2008</u>	<u>2010</u>	<u>2012</u>	<u>2014</u>	<u>ALL</u>
Management, professional, and related occupations	1	0	0	0	0	0	0	0	0	0	0	0	0	670	846	1516
Service occupations	2	0	0	0	0	0	0	0	0	0	0	0	0	384	475	859
Sales and office occupations	3	0	0	0	0	0	0	0	0	0	0	0	0	389	559	948
Natural resources, construction, and maintenance occupations	4	0	0	0	0	0	0	0	0	0	0	0	0	148	214	362
Production, transportation, and material moving occupations	5	0	0	0	0	0	0	0	0	0	0	0	0	234	299	533
Active Duty Military Personnel	6	0	0	0	0	0	0	0	0	0	0	0	0	46	34	80
Don't know	9998	0	0	0	0	0	0	0	0	0	0	0	0	0	0	0
No answer	9999	0	0	0	0	0	0	0	0	0	0	0	0	25	19	44
Not applicable/uncodeable	IAP	13626	354	7542	353	5907	10334	2817	2765	2812	4510	2023	2044	78	92	55257

PRESTIGE OF RESPONDENT'S OCCUPATION

[VAR: PRESTG10]

<u>RESPONSE</u>	<u>PUNCH</u>	<u>YEAR</u>														
		<u>1972-82</u>	<u>1982B</u>	<u>1983-87</u>	<u>1987B</u>	<u>1988-91</u>	<u>1993-98</u>	<u>2000</u>	<u>2002</u>	<u>2004</u>	<u>2006</u>	<u>2008</u>	<u>2010</u>	<u>2012</u>	<u>2014</u>	<u>ALL</u>
10 - 19	1	0	0	0	0	0	0	0	0	0	0	0	0	16	30	46
20 - 29	2	0	0	0	0	0	0	0	0	0	0	0	0	253	332	585
30 - 39	3	0	0	0	0	0	0	0	0	0	0	0	0	567	727	1294
40 - 49	4	0	0	0	0	0	0	0	0	0	0	0	0	433	598	1031
50 - 59	5	0	0	0	0	0	0	0	0	0	0	0	0	228	318	546
60 - 69	6	0	0	0	0	0	0	0	0	0	0	0	0	278	333	611
70 - 79	7	0	0	0	0	0	0	0	0	0	0	0	0	89	76	165
80 - 89	8	0	0	0	0	0	0	0	0	0	0	0	0	7	13	20
Not applicable, No answer	IAP	13626	354	7542	353	5907	10334	2817	2765	2812	4510	2023	2044	103	111	55301

REMARKS: The response categories have been collapsed for convenience of display.

PRESTG10 is based on the 2010 Census occupation classification.

This standard prestige score is a simple mean value of ratings for each occupation category, converted to a scale of 0 (bottom) to 100 (top). Please refer to GSS Methodological Report 124 for more information.

[VAR: PRESTG105PLUS]

<u>RESPONSE</u>	<u>PUNCH</u>	<u>YEAR</u>														
		<u>1972-82</u>	<u>1982B</u>	<u>1983-87</u>	<u>1987B</u>	<u>1988-91</u>	<u>1993-98</u>	<u>2000</u>	<u>2002</u>	<u>2004</u>	<u>2006</u>	<u>2008</u>	<u>2010</u>	<u>2012</u>	<u>2014</u>	<u>ALL</u>
0-9	0	0	0	0	0	0	0	0	0	0	0	0	0	40	50	90
10 - 19	1	0	0	0	0	0	0	0	0	0	0	0	0	269	383	652
20 - 29	2	0	0	0	0	0	0	0	0	0	0	0	0	369	468	837
30 - 39	3	0	0	0	0	0	0	0	0	0	0	0	0	136	188	324
40 - 49	4	0	0	0	0	0	0	0	0	0	0	0	0	151	172	323
50 - 59	5	0	0	0	0	0	0	0	0	0	0	0	0	279	376	655
60 - 69	6	0	0	0	0	0	0	0	0	0	0	0	0	150	208	358
70 - 79	7	0	0	0	0	0	0	0	0	0	0	0	0	92	173	265
80 - 89	8	0	0	0	0	0	0	0	0	0	0	0	0	234	252	486
90-99	9	0	0	0	0	0	0	0	0	0	0	0	0	151	157	308
Not applicable, No answer	IAP	13626	354	7542	353	5907	10334	2817	2765	2812	4510	2023	2044	103	111	55301

REMARKS: The response categories have been collapsed for convenience of display.

PRESTG105PLUS is based on the 2010 Census occupation classification.

This prestige score is calculated using an alternative method, based on the percentage of ratings that is greater than or equal to a threshold (rating five). The effect of individual raters is also removed using hierarchical linear modeling (HLM). Please refer to GSS Methodological Report 124 for more information.

RESPONDENT'S INDUSTRY

[VAR: INDUS10]

RESPONSE	PUNCH	YEAR														
		1972-82	1982B	1983-87	1987B	1988-91	1993-98	2000	2002	2004	2006	2008	2010	2012	2014	ALL
Agriculture, forestry, fishing, and hunting	1	0	0	0	0	0	0	0	0	0	0	0	0	19	25	44
Mining, quarrying, and oil and gas extraction	2	0	0	0	0	0	0	0	0	0	0	0	0	6	9	15
Utilities	3	0	0	0	0	0	0	0	0	0	0	0	0	20	27	47
Construction	4	0	0	0	0	0	0	0	0	0	0	0	0	109	157	266
Manufacturing	5	0	0	0	0	0	0	0	0	0	0	0	0	232	287	519
Wholesale and retail trade	6	0	0	0	0	0	0	0	0	0	0	0	0	214	301	515
Transportation	7	0	0	0	0	0	0	0	0	0	0	0	0	61	105	166
Information	8	0	0	0	0	0	0	0	0	0	0	0	0	36	56	92
Financial activities	9	0	0	0	0	0	0	0	0	0	0	0	0	130	165	295
Professional and technical services	10	0	0	0	0	0	0	0	0	0	0	0	0	105	133	238
Management, administrative, and waste services	11	0	0	0	0	0	0	0	0	0	0	0	0	57	83	140
Education and health services	12	0	0	0	0	0	0	0	0	0	0	0	0	482	564	1046
Leisure and hospitality	13	0	0	0	0	0	0	0	0	0	0	0	0	177	200	377
Other services	14	0	0	0	0	0	0	0	0	0	0	0	0	107	136	243
Public administration	15	0	0	0	0	0	0	0	0	0	0	0	0	107	140	247
Active duty military personnel (no civilian employees)	16	0	0	0	0	0	0	0	0	0	0	0	0	9	32	41
Don't know	9998	0	0	0	0	0	0	0	0	0	0	0	0	0	0	0
No answer	9999	0	0	0	0	0	0	0	0	0	0	0	0	25	26	51
Not applicable/uncodeable	IAP	13626	354	7542	353	5907	10334	2817	2765	2812	4510	2023	2044	78	92	55257

REMARKS: OCC10 and INDUS10 are coded using the U.S. Bureau of the Census occupation (2010) and industry codes (NAICS 2007).
See Appendices F-H for full details and distributions. The numbers above are collapsed for convenience of display.

4. Are you currently--married, widowed, divorced, separated, or have you never been married?

[VAR: MARITAL]

RESPONSE	PUNCH	YEAR														
		1972-82	1982B	1983-87	1987B	1988-91	1993-98	2000	2002	2004	2006	2008	2010	2012	2014	ALL
Married (ASK AGEWED and DIVORCE)	1	8955	139	4292	114	3166	5136	1278	1269	1479	2170	972	891	900	1158	31919
Widowed (ASK AGEWED and DIVORCE)	2	1350	50	814	50	653	1025	273	247	204	366	164	181	163	209	5749
Divorced (ASK AGEWED)	3	903	45	812	52	709	1577	441	445	415	732	281	341	317	411	7481
Separated (ASK AGEWED)	4	440	37	267	32	189	357	112	96	95	156	70	65	68	81	2065
Never married (GO TO SPWRKSTA)	5	1977	83	1357	104	1189	2235	712	708	619	1080	531	565	526	675	12361
No answer	9	1	0	0	1	1	4	1	0	0	6	5	1	0	4	24

A. CODE TYPE OF MARRIAGE

[VAR: MARTYPE]

RESPONSE	PUNCH	YEAR														
		1972-82	1982B	1983-87	1987B	1988-91	1993-98	2000	2002	2004	2006	2008	2010	2012	2014	ALL
Marriage between a man and a woman	1	0	0	0	0	0	0	0	0	0	0	0	0	0	1150	1150
Marriage between two people of the same gender	2	0	0	0	0	0	0	0	0	0	0	0	0	0	8	8
No Answer/Not Applicable	9	13626	354	7542	353	5907	10334	2817	2765	2812	4510	2023	2044	1974	1380	58441

REMARKS: This based on information coded by interviewer and information in the Household Enumeration Form and other parts of the questionnaire.

B. IF EVER MARRIED: How old were you when you first married?

[VAR: AGEWED]

RESPONSE	PUNCH	YEAR														
		1972-82	1982B	1983-87	1987B	1988-91	1993-98	2000	2002	2004	2006	2008	2010	2012	2014	ALL
10-19	1	3765	109	1975	95	1447	683	0	0	0	295	0	0	0	0	8369
20-29	2	7052	141	3793	130	2896	1579	0	0	0	733	0	0	0	0	16324
30-39	3	659	15	315	12	278	199	0	0	0	106	0	0	0	0	1584
40-49	4	93	2	39	4	28	16	0	0	0	21	0	0	0	0	203
50-59	5	20	0	8	2	10	6	0	0	0	3	0	0	0	0	49
60-69	6	5	0	2	0	2	0	0	0	0	1	0	0	0	0	10
70+	7	2	0	0	0	0	0	0	0	0	2	0	0	0	0	4
Don't know, No answer	9	53	4	53	6	58	25	0	0	0	7	0	0	0	0	206
Not applicable (Punch 5 in MARITAL)	IAP	1977	83	1357	104	1188	7826	2817	2765	2812	3342	2023	2044	1974	2538	32850

REMARKS: The response categories have been collapsed for convenience of display.

C. IF CURRENTLY MARRIED OR WIDOWED: Have you ever been divorced or legally separated?

[VAR: DIVORCE]

<u>RESPONSE</u>	<u>PUNCH</u>	<u>YEAR</u>														
		<u>1972-82</u>	<u>1982B</u>	<u>1983-87</u>	<u>1987B</u>	<u>1988-91</u>	<u>1993-98</u>	<u>2000</u>	<u>2002</u>	<u>2004</u>	<u>2006</u>	<u>2008</u>	<u>2010</u>	<u>2012</u>	<u>2014</u>	<u>ALL</u>
Yes	1	1550	42	904	37	762	1390	357	361	402	665	277	258	263	346	7614
No	2	8659	143	4175	125	3038	4721	1172	1155	1278	1870	859	813	799	1019	29826
Don't know	8	0	0	0	0	0	2	0	0	0	1	0	0	0	0	3
No answer	9	97	4	27	3	21	52	23	0	3	6	5	2	1	6	250
Not applicable (Punches 3,4,5 in MARITAL)	IAP	3320	165	2436	188	2086	4169	1265	1249	1129	1968	882	971	911	1167	21906

D. IF CURRENTLY MARRIED, SEPARATED, OR DIVORCED: Have you ever been widowed?

[VAR: WIDOWED]

<u>RESPONSE</u>	<u>PUNCH</u>	<u>YEAR</u>														
		<u>1972-82</u>	<u>1982B</u>	<u>1983-87</u>	<u>1987B</u>	<u>1988-91</u>	<u>1993-98</u>	<u>2000</u>	<u>2002</u>	<u>2004</u>	<u>2006</u>	<u>2008</u>	<u>2010</u>	<u>2012</u>	<u>2014</u>	<u>ALL</u>
Yes	1	0	0	34	16	126	262	53	56	47	80	34	38	42	39	827
No	2	0	0	977	180	3853	6487	1659	1754	1938	2975	1289	1259	1243	1609	25223
Don't know	8	0	0	0	0	0	3	1	0	0	1	0	0	0	0	5
No answer	9	0	0	12	3	87	322	119	0	4	8	5	1	0	6	567
Not applicable (Punches 3,4,5 in MARITAL)	IAP	13626	354	6519	154	1841	3260	985	955	823	1446	695	746	689	884	32977

REMARKS: See Appendix E: Age distributions, for detailed responses.

IF R IS CURRENTLY MARRIED, ASK SPWRKSTA. OTHERS, SKIP TO INSTRUCTIONS BEFORE PAOCC16.

5. Last week was your (wife/husband) working full time, part time, going to school, keeping house, or what?

HAND
CARD B

CIRCLE ONE CODE ONLY. IF MORE THAN ONE RESPONSE, GIVE PREFERENCE TO SMALLEST CODE NUMBER THAT APPLIES.

[VAR: SPWRKSTA]

RESPONSE	PUNCH	YEAR														
		1972-82	1982B	1983-87	1987B	1988-91	1993-98	2000	2002	2004	2006	2008	2010	2012	2014	ALL
Working full time (ASK SPHRS1)	1	4637	80	2315	65	1710	3005	764	704	840	1237	533	438	487	610	17425
Working part time (ASK SPHRS1)	2	690	10	394	6	273	512	122	142	133	187	100	91	83	118	2861
With a job, but not at work because of temporary illness, vacation, strike (ASK SPHRS2)	3	183	2	94	1	65	89	15	30	35	25	24	17	18	24	622
Unemployed, laid off, looking for work (GO TO SPOCC)	4	160	7	98	3	59	82	13	33	34	28	14	31	21	27	610
Retired (ASK SPEWORK)	5	705	12	479	17	464	642	149	164	194	311	150	145	129	197	3758
In school (ASK SPEWORK)	6	79	0	44	1	34	58	16	13	19	25	8	21	17	12	347
Keeping house (ASK SPEVWORK)	7	2351	25	805	17	508	651	164	159	178	293	112	111	127	147	5648
Other (SPECIFY; ASK SPEVWORK) [SEE REMARKS]	8	144	3	59	3	45	89	28	22	35	60	27	30	16	22	583
No answer	9	7	0	4	2	8	10	8	2	11	10	9	8	2	5	86
Not applicable (Punches 2-5, MARITAL)	IAP	4670	215	3250	238	2741	5196	1538	1496	1333	2334	1046	1152	1074	1376	27659

A. IF WORKING, FULL OR PART TIME: How many hours did (he/she) work last week, at all jobs?

[VAR: SPHRS1]

RESPONSE	PUNCH	YEAR														
		1972-82	1982B	1983-87	1987B	1988-91	1993-98	2000	2002	2004	2006	2008	2010	2012	2014	ALL
00 - 09 hours	0	76	0	44	0	30	55	5	9	14	19	5	16	9	13	295
10 - 19 hours	1	190	3	111	2	69	109	36	38	20	46	23	17	17	27	708
20 - 29 hours	2	282	6	170	3	125	265	50	68	62	87	45	42	31	53	1289
30 - 39 hours	3	475	15	286	7	192	316	79	77	79	147	62	57	60	61	1913
40 - 49 hours	4	2683	52	1486	50	1085	1790	464	425	497	743	306	266	289	363	10499
50 - 59 hours	5	469	6	311	2	233	504	138	131	134	190	109	65	76	96	2464
60 - 69 hours	6	281	3	164	4	166	288	65	56	91	112	45	38	56	68	1437
70 - 79 hours	7	96	1	62	1	42	92	21	20	27	31	15	13	10	28	459
80 or more hours	8	87	2	44	0	18	65	21	9	26	33	13	9	24	10	361
No answer, Don't know	9	33	2	35	4	31	42	15	15	34	26	19	14	0	14	284
Not applicable (Punches 3-8 and IAP in S	IAP	8954	264	4829	280	3916	6808	1923	1917	1828	3076	1381	1507	1402	1805	39890

REMARKS: The response categories have been collapsed for convenience of display.

B. IF WITH A JOB, BUT NOT AT WORK: How many hours a week does (he/she) usually work, at all jobs?

[VAR: SPHRS2]

RESPONSE	PUNCH	YEAR														
		1972-82	1982B	1983-87	1987B	1988-91	1993-98	2000	2002	2004	2006	2008	2010	2012	2014	ALL
00 - 09 hours	0	2	0	1	1	1	1	0	0	0	0	1	0	1	0	8
10 - 19 hours	1	5	0	5	0	2	1	0	0	1	0	1	0	0	1	16
20 - 29 hours	2	8	1	5	0	8	6	0	2	4	2	2	0	0	3	41
30 - 39 hours	3	12	0	8	0	4	10	2	2	6	3	1	1	0	1	50
40 - 49 hours	4	107	1	44	0	39	42	10	17	13	13	13	9	10	12	330
50 - 59 hours	5	16	0	8	0	3	11	1	2	2	4	2	4	0	2	55
60 - 69 hours	6	5	0	9	0	4	10	1	2	3	1	3	1	2	1	42
70 - 79 hours	7	4	0	1	0	2	3	0	2	0	0	0	0	0	1	13
80 - 89 hours	8	2	0	1	0	0	0	0	0	1	1	1	0	7	0	13
No answer, Don't know	9	12	0	16	2	12	15	9	5	16	11	9	101	0	8	216
Not applicable (Punches 1,2, 4-IAP in SPWRKSTA)	IAP	13453	352	7444	350	5832	10235	2794	2733	2766	4475	1990	1928	1954	2509	58815

REMARKS: The response categories have been collapsed for convenience of display.

C. IF RETIRED, IN SCHOOL, KEEPING HOUSE, OR OTHER: Did (he/she) ever work for as long as one year?

[VAR: SPEVWORK]

RESPONSE	PUNCH	YEAR														
		1972-82	1982B	1983-87	1987B	1988-91	1993-98	2000	2002	2004	2006	2008	2010	2012	2014	ALL
Yes (ASK SPOCC)	1	2471	31	1129	32	881	1235	286	307	353	556	265	274	246	325	8391
No (SKIP TO INSTRUCTIONS BEFORE PAOCC16)	2	798	9	253	6	165	194	65	49	72	130	31	35	46	58	1911
Don't know (SKIP TO INSTRUCTIONS BEFORE PAOCC16)	8	6	0	3	0	3	2	5	2	1	1	0	0	1	0	24
No answer	9	11	0	6	2	10	19	9	2	11	12	10	8	2	5	107
Not applicable (Punches 1-4 and IAP in SPWRKSTA)	IAP	10340	314	6151	313	4848	8884	2452	2405	2375	3811	1717	1727	1679	2150	49166

REMARKS: See Appendix L: Hours worked, for detailed distribution. See Appendix N for changes across surveys. Contents of SPWRKSTA, punch 8 (Other, SPECIFY), available from NORC. Card B contained responses for punches 1 through 8. See Appendix N for changes across surveys.

6. A. What kind of work (does/did) your [SPOUSE] normally do? That is, what (is/was) (his/her) job called?

OCCUPATION: [See REMARKS]

- B. What (does/did) [SPOUSE] actually do in that job? Tell me, what (are/were) some of (his/her) main duties?
- C. What kind of place (does/did) [SPOUSE] work for?

INDUSTRY: [See REMARKS]

- D. What (do/did) they (make/do)?
- E. (Is/Was) (he/she) self-employed or (does/did) (he/she) work for someone else?

REMARKS: The above questions are not coded but are used to code occupation, prestige, and industry. This survey uses the U.S. Bureau of the Census 3 digit occupation classification for 1970 and/or 1980 occupations, the 2 digit Hodge, Siegel, Rossi prestige score, and the U.S. Bureau of the Census 3 digit industrial classifications for 1972-1990 and the 1980 Census occupational and industrial classifications and the NORC/GSS prestige score for 1988 to the present. Detailed occupational classifications, prestige scores and industrial classifications can be found in Appendices F, G and H. See also Appendix J for socio-economic index scores. The distributions given below are for first digit of each of the three codes. See Appendix T, GSS Methodological Report No. 59.

RESPONDENT'S SPOUSE'S OCCUPATION, PRESTIGE, WORK STATUS, AND INDUSTRY

[VAR: SPOCC]

RESPONSE	PUNCH	YEAR														
		1972-82	1982B	1983-87	1987B	1988-91	1993-98	2000	2002	2004	2006	2008	2010	2012	2014	ALL
Professional and specialty	1	1209	11	690	19	422	0	0	0	0	0	0	0	0	0	2351
Managers and administrators, except farm	2	1400	9	837	8	448	0	0	0	0	0	0	0	0	0	2702
Clerical and kindred workers	3	1432	18	701	14	388	0	0	0	0	0	0	0	0	0	2553
Craftsmen and kindred workers	4	1291	10	577	13	296	0	0	0	0	0	0	0	0	0	2187
Operatives, except transport	5	1090	27	385	11	212	0	0	0	0	0	0	0	0	0	1725
Transport equipment operatives	6	290	14	136	6	78	0	0	0	0	0	0	0	0	0	524
Laborers, except farm	7	257	11	154	6	77	0	0	0	0	0	0	0	0	0	505
Farmers and farm managers, farm laborers, and farm foremen	8	222	2	109	3	42	0	0	0	0	0	0	0	0	0	378
Service workers, except private household	9	837	19	395	21	217	0	0	0	0	0	0	0	0	0	1489
Private household workers	10	79	5	37	5	24	0	0	0	0	0	0	0	0	0	150
Not applicable (Not married or Punches 2 & 8 in SPEVWORK), No answer, Don't know	IAP	5519	228	3521	247	3703	10334	2817	2765	2812	4510	2023	2044	1974	2538	45035

REMARKS: The response categories have been collapsed for convenience of display.PRESTIGE OF RESPONDENT'S SPOUSE'S OCCUPATION

[VAR: SPPRES]

RESPONSE	PUNCH	YEAR														
		1972-82	1982B	1983-87	1987B	1988-91	1993-98	2000	2002	2004	2006	2008	2010	2012	2014	ALL
10 - 19	1	640	29	302	21	137	0	0	0	0	0	0	0	0	0	1129
20 - 29	2	1135	22	489	12	262	0	0	0	0	0	0	0	0	0	1920
30 - 39	3	2244	39	1072	33	573	0	0	0	0	0	0	0	0	0	3961
40 - 49	4	2179	24	1022	19	559	0	0	0	0	0	0	0	0	0	3803
50 - 59	5	1067	3	680	15	386	0	0	0	0	0	0	0	0	0	2151
60 - 69	6	674	9	345	6	198	0	0	0	0	0	0	0	0	0	1232
70 - 79	7	142	0	98	0	79	0	0	0	0	0	0	0	0	0	319
80 - 89	8	26	0	13	0	10	0	0	0	0	0	0	0	0	0	49
Not applicable, Don't know, No answer	IAP	5519	228	3521	247	3703	10334	2817	2765	2812	4510	2023	2044	1974	2538	45035

REMARKS: The response categories have been collapsed for convenience of display.

SPOUSE'S EMPLOYMENT STATUS

[VAR: SPWRKSLF]

<u>RESPONSE</u>	<u>PUNCH</u>	<u>YEAR</u>														
		<u>1972-82</u>	<u>1982B</u>	<u>1983-87</u>	<u>1987B</u>	<u>1988-91</u>	<u>1993-98</u>	<u>2000</u>	<u>2002</u>	<u>2004</u>	<u>2006</u>	<u>2008</u>	<u>2010</u>	<u>2012</u>	<u>2014</u>	<u>ALL</u>
Self-employed	1	969	4	598	7	411	706	153	172	211	236	118	97	105	130	3917
Someone else	2	7149	125	3426	100	2542	4174	1032	1042	1182	1788	818	751	743	968	25840
Don't know	8	0	0	0	0	7	3	1	1	1	5	0	2	3	0	23
No answer	9	33	1	11	2	38	59	23	3	12	16	10	7	2	6	223
Not applicable (no spouse, or spouse never worked)	IAP	5475	224	3507	244	2909	5392	1608	1547	1406	2465	1077	1187	1121	1434	29596

SPOUSE'S INDUSTRY

[VAR: SPIND]

<u>RESPONSE</u>	<u>PUNCH</u>	<u>YEAR</u>														
		<u>1972-82</u>	<u>1982B</u>	<u>1983-87</u>	<u>1987B</u>	<u>1988-91</u>	<u>1993-98</u>	<u>2000</u>	<u>2002</u>	<u>2004</u>	<u>2006</u>	<u>2008</u>	<u>2010</u>	<u>2012</u>	<u>2014</u>	<u>ALL</u>
Agriculture, Forestry, and Fisheries	1	291	2	134	4	62	0	0	0	0	0	0	0	0	0	493
Mining	2	166	1	56	0	20	0	0	0	0	0	0	0	0	0	243
Construction	3	534	6	224	9	150	0	0	0	0	0	0	0	0	0	923
Manufacturing	4	2100	34	934	16	484	0	0	0	0	0	0	0	0	0	3568
Transportation, Communications, and other Public Utilities	5	555	7	288	6	142	0	0	0	0	0	0	0	0	0	998
Wholesale and Retail Trade	6	1347	16	719	12	364	0	0	0	0	0	0	0	0	0	2458
Finance, Insurance, and Real Estate	7	457	4	261	6	156	0	0	0	0	0	0	0	0	0	884
Business and Repair Services	8	237	4	155	3	100	0	0	0	0	0	0	0	0	0	499
Personal Services	9	310	9	147	6	79	0	0	0	0	0	0	0	0	0	551
Entertainment and Recreation Services	10	56	0	35	2	18	0	0	0	0	0	0	0	0	0	111
Professional and Related Services	11	1455	31	761	27	451	0	0	0	0	0	0	0	0	0	2725
Public Administration	12	555	13	299	14	171	0	0	0	0	0	0	0	0	0	1052
Not applicable, No answer	IAP	5563	227	3529	248	3710	10334	2817	2765	2812	4510	2023	2044	1974	2538	45094

REMARKS: The response categories have been collapsed for convenience of display.

7. Spouse's Occupation, Prestige, and Industry

RESPONDENT'S SPOUSE'S OCCUPATION

[VAR: SPOCC80]

<u>RESPONSE</u>	<u>PUNCH</u>	<u>YEAR</u>														
		<u>1972-82</u>	<u>1982B</u>	<u>1983-87</u>	<u>1987B</u>	<u>1988-91</u>	<u>1993-98</u>	<u>2000</u>	<u>2002</u>	<u>2004</u>	<u>2006</u>	<u>2008</u>	<u>2010</u>	<u>2012</u>	<u>2014</u>	<u>ALL</u>
Managerial and professional specialty	1	0	0	0	0	829	1495	375	423	537	659	303	279	0	0	4900
Technical, sales, and administrative support	2	0	0	0	0	852	1456	320	321	344	488	243	219	0	0	4243
Service	3	0	0	0	0	351	575	117	144	165	271	124	105	0	0	1852
Farming, forest, and fishing	4	0	0	0	0	75	97	25	25	18	45	27	17	0	0	329
Precision production, craft, and repair	5	0	0	0	0	385	596	139	145	138	245	86	88	0	0	1822
Operators, fabricators, and laborers	6	0	0	0	0	474	675	201	141	157	290	127	116	0	0	2181
Not applicable, No answer, Don't know	IAP	13626	354	7542	353	2941	5440	1640	1566	1453	2512	1113	1220	1974	2538	44272

REMARKS: The response categories have been collapsed for convenience of display.PRESTIGE OF RESPONDENT'S SPOUSE'S OCCUPATION

[VAR: SPPRES80]

<u>RESPONSE</u>	<u>PUNCH</u>	<u>YEAR</u>														
		<u>1972-82</u>	<u>1982B</u>	<u>1983-87</u>	<u>1987B</u>	<u>1988-91</u>	<u>1993-98</u>	<u>2000</u>	<u>2002</u>	<u>2004</u>	<u>2006</u>	<u>2008</u>	<u>2010</u>	<u>2012</u>	<u>2014</u>	<u>ALL</u>
10 - 19	1	0	0	0	0	10	18	6	10	4	9	2	7	0	0	66
20 - 29	2	0	0	0	0	369	572	126	135	120	232	102	88	0	0	1744
30 - 39	3	0	0	0	0	786	1202	307	277	310	509	213	214	0	0	3818
40 - 49	4	0	0	0	0	875	1386	322	308	368	492	247	207	0	0	4205
50 - 59	5	0	0	0	0	468	848	204	228	280	340	166	159	0	0	2693
60 - 69	6	0	0	0	0	352	674	161	189	209	322	141	111	0	0	2159
70 - 79	7	0	0	0	0	90	172	44	43	55	78	37	29	0	0	548
80 - 89	8	0	0	0	0	16	22	7	9	13	16	2	6	0	0	91
Not applicable, Don't know, No answer	IAP	13626	354	7542	353	2941	5440	1640	1566	1453	2512	1113	1223	1974	2538	44275

REMARKS: The response categories have been collapsed for convenience of display.
SPPRES80 is based on the 1980 Census occupation classification

RESPONDENT'S SPOUSE'S INDUSTRY

[VAR: SPIND80]

RESPONSE	PUNCH	YEAR														
		1972-82	1982B	1983-87	1987B	1988-91	1993-98	2000	2002	2004	2006	2008	2010	2012	2014	ALL
Agriculture, Forestry, and Fisheries	1	0	0	0	0	78	103	32	24	25	47	28	15	0	0	352
Mining	2	0	0	0	0	19	22	10	8	8	8	7	4	0	0	86
Construction	3	0	0	0	0	208	319	76	76	102	151	66	49	0	0	1047
Manufacturing	4	0	0	0	0	621	980	243	218	187	336	138	131	0	0	2854
Transportation, Communications, and other Public Utilities	5	0	0	0	0	222	400	84	99	109	163	77	76	0	0	1230
Wholesale and Retail Trade	6	0	0	0	0	518	733	161	165	209	277	115	104	0	0	2282
Finance, Insurance, and Real Estate	7	0	0	0	0	203	335	76	74	88	129	61	60	0	0	1026
Business and Repair Services	8	0	0	0	0	130	275	76	76	92	120	45	57	0	0	871
Personal Services	9	0	0	0	0	104	146	37	39	50	72	38	26	0	0	512
Entertainment and Recreation Services	10	0	0	0	0	33	72	15	12	9	21	12	12	0	0	186
Professional and Related Services	11	0	0	0	0	618	1126	286	323	354	484	248	231	0	0	3670
Public Administration	12	0	0	0	0	201	349	63	77	98	161	75	59	0	0	1083
Not applicable, No answer	IAP	13626	354	7542	353	2952	5474	1658	1574	1481	2541	1113	1220	1974	2538	44400

REMARKS: Coded using the U.S. Bureau of the Census 3 digit occupation and industries codes for 1980 and the 2 digit 1989 GSS/NORC prestige score. See Appendices F-H for full details and distributions.
The above distributions are for the first digit of each of the three codes, except that missing value codes are collapsed with blanks.

RESPONDENT'S SPOUSE'S OCCUPATION

[VAR: SPOCC10]

RESPONSE	PUNCH	YEAR														
		1972-82	1982B	1983-87	1987B	1988-91	1993-98	2000	2002	2004	2006	2008	2010	2012	2014	ALL
Management, professional, and related occupations	1	0	0	0	0	0	0	0	0	0	0	0	0	336	443	779
Service occupations	2	0	0	0	0	0	0	0	0	0	0	0	0	107	148	255
Sales and office occupations	3	0	0	0	0	0	0	0	0	0	0	0	0	156	224	380
Natural resources, construction, and maintenance occupations	4	0	0	0	0	0	0	0	0	0	0	0	0	89	109	198
Production, transportation, and material moving occupations	5	0	0	0	0	0	0	0	0	0	0	0	0	103	140	243
Active Duty Military Personnel	6	0	0	0	0	0	0	0	0	0	0	0	0	34	19	53
Don't know	9998	0	0	0	0	0	0	0	0	0	0	0	0	0	0	0
No answer	9999	0	0	0	0	0	0	0	0	0	0	0	0	30	21	51
Not applicable/uncodeable	IAP	13626	354	7542	353	5907	10334	2817	2765	2812	4510	2023	2044	1121	1434	57642

PRESTIGE OF RESPONDENT'S SPOUSE'S OCCUPATION

[VAR: SPPRES10]

<u>RESPONSE</u>	<u>PUNCH</u>	<u>YEAR</u>											<u>ALL</u>			
		<u>1972-82</u>	<u>1982B</u>	<u>1983-87</u>	<u>1987B</u>	<u>1988-91</u>	<u>1993-98</u>	<u>2000</u>	<u>2002</u>	<u>2004</u>	<u>2006</u>	<u>2008</u>		<u>2010</u>	<u>2012</u>	<u>2014</u>
10 - 19	1	0	0	0	0	0	0	0	0	0	0	0	0	5	2	7
20 - 29	2	0	0	0	0	0	0	0	0	0	0	0	0	71	106	177
30 - 39	3	0	0	0	0	0	0	0	0	0	0	0	0	246	310	556
40 - 49	4	0	0	0	0	0	0	0	0	0	0	0	0	189	281	470
50 - 59	5	0	0	0	0	0	0	0	0	0	0	0	0	116	148	264
60 - 69	6	0	0	0	0	0	0	0	0	0	0	0	0	128	175	303
70 - 79	7	0	0	0	0	0	0	0	0	0	0	0	0	61	49	110
80 - 89	8	0	0	0	0	0	0	0	0	0	0	0	0	9	12	21
Not applicable, No answer	IAP	13626	354	7542	353	5907	10334	2817	2765	2812	4510	2023	2044	1149	1455	57691

REMARKS: The response categories have been collapsed for convenience of display.

SPPRES10 is based on the 2010 Census occupation classification.

This standard prestige score is a simple mean value of ratings for each occupation category, converted to a scale of 0 (bottom) to 100 (top). Please refer to GSS Methodological Report 124 for more information.

[VAR: SPPRES105PLUS]

<u>RESPONSE</u>	<u>PUNCH</u>	<u>YEAR</u>											<u>ALL</u>			
		<u>1972-82</u>	<u>1982B</u>	<u>1983-87</u>	<u>1987B</u>	<u>1988-91</u>	<u>1993-98</u>	<u>2000</u>	<u>2002</u>	<u>2004</u>	<u>2006</u>	<u>2008</u>		<u>2010</u>	<u>2012</u>	<u>2014</u>
0-9	0	0	0	0	0	0	0	0	0	0	0	0	0	9	8	17
10 - 19	1	0	0	0	0	0	0	0	0	0	0	0	0	74	115	189
20 - 29	2	0	0	0	0	0	0	0	0	0	0	0	0	157	193	350
30 - 39	3	0	0	0	0	0	0	0	0	0	0	0	0	65	89	154
40 - 49	4	0	0	0	0	0	0	0	0	0	0	0	0	77	104	181
50 - 59	5	0	0	0	0	0	0	0	0	0	0	0	0	108	171	279
60 - 69	6	0	0	0	0	0	0	0	0	0	0	0	0	74	94	168
70 - 79	7	0	0	0	0	0	0	0	0	0	0	0	0	55	84	139
80 - 89	8	0	0	0	0	0	0	0	0	0	0	0	0	111	130	241
90-99	9	0	0	0	0	0	0	0	0	0	0	0	0	95	95	190
Not applicable, No answer	IAP	13626	354	7542	353	5907	10334	2817	2765	2812	4510	2023	2044	1149	1455	57691

REMARKS: The response categories have been collapsed for convenience of display.

PRESTG105PLUS is based on the 2010 Census occupation classification.

This prestige score is calculated using an alternative method, based on the percentage of ratings that is greater than or equal to a threshold (rating five). The effect of individual raters is also removed using hierarchical linear modeling (HLM). Please refer to GSS Methodological Report 124 for more information.

RESPONDENT'S SPOUSE'S INDUSTRY

[VAR: SPIND10]

RESPONSE	PUNCH	YEAR														
		1972-82	1982B	1983-87	1987B	1988-91	1993-98	2000	2002	2004	2006	2008	2010	2012	2014	ALL
Agriculture, forestry, fishing, and hunting	1	0	0	0	0	0	0	0	0	0	0	0	0	6	11	17
Mining, quarrying, and oil and gas extraction	2	0	0	0	0	0	0	0	0	0	0	0	0	6	8	14
Utilities	3	0	0	0	0	0	0	0	0	0	0	0	0	21	22	43
Construction	4	0	0	0	0	0	0	0	0	0	0	0	0	82	73	155
Manufacturing	5	0	0	0	0	0	0	0	0	0	0	0	0	116	149	265
Wholesale and retail trade	6	0	0	0	0	0	0	0	0	0	0	0	0	74	124	198
Transportation	7	0	0	0	0	0	0	0	0	0	0	0	0	27	46	73
Information	8	0	0	0	0	0	0	0	0	0	0	0	0	14	22	36
Financial activities	9	0	0	0	0	0	0	0	0	0	0	0	0	65	82	147
Professional and technical services	10	0	0	0	0	0	0	0	0	0	0	0	0	50	81	131
Management, administrative, and waste services	11	0	0	0	0	0	0	0	0	0	0	0	0	27	32	59
Education and health services	12	0	0	0	0	0	0	0	0	0	0	0	0	171	245	416
Leisure and hospitality	13	0	0	0	0	0	0	0	0	0	0	0	0	39	47	86
Other services	14	0	0	0	0	0	0	0	0	0	0	0	0	52	64	116
Public administration	15	0	0	0	0	0	0	0	0	0	0	0	0	45	58	103
Active duty military personnel (no civilian employees)	16	0	0	0	0	0	0	0	0	0	0	0	0	34	19	53
Don't know	9998	0	0	0	0	0	0	0	0	0	0	0	0	0	0	0
No answer	9999	0	0	0	0	0	0	0	0	0	0	0	0	24	21	45
Not applicable/uncodeable	IAP	13626	354	7542	353	5907	10334	2817	2765	2812	4510	2023	2044	1121	1434	57642

REMARKS: SPOCC10 and SPIND10 are coded using the U.S. Bureau of the Census occupation (2010) and industry codes (NAICS 2007).
See Appendices F-H for full details and distributions. The numbers above are collapsed for convenience of display.

8. A. What kind of work did your father (FATHER SUBSTITUTE) normally do while you were growing up? That is, what was his job called?

OCCUPATION: [See REMARKS]

- B. What did he actually do in that job? Tell me, what were some of his main duties?
- C. What kind of place did he work for?

INDUSTRY: [See REMARKS]

- D. What did they (make/do)?
- E. Was he self-employed or did he work for someone else?

REMARKS: The above questions are not coded but are used to code occupation, prestige, and industry. This survey uses the U.S. Bureau of the Census 3 digit occupation classification for 1970 and/or 1980 occupations, the 2 digit Hodge, Siegel, Rossi prestige score, and the U.S. Bureau of the Census 3 digit industrial classifications for 1972-1990 and the 1980 Census occupational and industrial classifications and the NORC/GSS prestige score for 1988 to the present. Detailed occupational classifications, prestige scores and industrial classifications can be found in Appendices F, G and H. See also Appendix J for socio-economic index scores. The distributions given below are for first digit of each of the three codes. See Appendix T, GSS Methodological Report No. 59.

FATHER'S OCCUPATION

[VAR: PAOCC16]

RESPONSE	PUNCH	YEAR														
		1972-82	1982B	1983-87	1987B	1988-91	1993-98	2000	2002	2004	2006	2008	2010	2012	2014	ALL
Professional and specialty	1	846	7	618	13	413	0	0	0	0	0	0	0	0	0	1897
Managers and administrators, except farm	2	1977	10	1254	18	793	0	0	0	0	0	0	0	0	0	4052
Clerical and kindred workers	3	359	5	229	8	130	0	0	0	0	0	0	0	0	0	731
Craftsmen and kindred workers	4	2682	28	1467	48	778	0	0	0	0	0	0	0	0	0	5003
Operatives, except transport	5	1513	44	675	39	378	0	0	0	0	0	0	0	0	0	2649
Transport equipment operatives	6	507	12	303	11	199	0	0	0	0	0	0	0	0	0	1032
Laborers, except farm	7	710	26	404	36	234	0	0	0	0	0	0	0	0	0	1410
Farmers and farm managers, farm laborers, and farm foremen	8	2606	78	1225	64	631	0	0	0	0	0	0	0	0	0	4604
Service workers, except private household	9	486	22	261	13	136	0	0	0	0	0	0	0	0	0	918
Private household workers	10	3	0	1	0	0	0	0	0	0	0	0	0	0	0	4
Not applicable (Punches 5, 7 in FAMILY16), No answer, Don't know, and Disabled, etc.	IAP	1937	122	1105	103	2215	10334	2817	2765	2812	4510	2023	2044	1974	2538	37299

REMARKS: The response categories have been collapsed for convenience of display.PRESTIGE OF FATHER'S OCCUPATION

[VAR: PAPRES16]

RESPONSE	PUNCH	YEAR														
		1972-82	1982B	1983-87	1987B	1988-91	1993-98	2000	2002	2004	2006	2008	2010	2012	2014	ALL
00 - 09	0	2	0	0	0	0	0	0	0	0	0	0	0	0	0	2
10 - 19	1	1033	52	557	60	316	0	0	0	0	0	0	0	0	0	2018
20 - 29	2	1371	28	570	26	327	0	0	0	0	0	0	0	0	0	2322
30 - 39	3	2672	57	1520	54	844	0	0	0	0	0	0	0	0	0	5147
40 - 49	4	4438	83	2313	85	1228	0	0	0	0	0	0	0	0	0	8147
50 - 59	5	1529	8	980	13	640	0	0	0	0	0	0	0	0	0	3170
60 - 69	6	417	3	309	10	231	0	0	0	0	0	0	0	0	0	970
70 - 79	7	171	1	152	2	86	0	0	0	0	0	0	0	0	0	412
80 - 89	8	56	0	36	0	20	0	0	0	0	0	0	0	0	0	112
Not applicable, No answer, Disabled, Don't know	IAP	1937	122	1105	103	2215	10334	2817	2765	2812	4510	2023	2044	1974	2538	37299

REMARKS: The response categories have been collapsed for convenience of display.

FATHER'S EMPLOYMENT STATUS

[VAR: PAWRKSLF]

<u>RESPONSE</u>	<u>PUNCH</u>	<u>YEAR</u>														
		<u>1972-82</u>	<u>1982B</u>	<u>1983-87</u>	<u>1987B</u>	<u>1988-91</u>	<u>1993-98</u>	<u>2000</u>	<u>2002</u>	<u>2004</u>	<u>2006</u>	<u>2008</u>	<u>2010</u>	<u>2012</u>	<u>2014</u>	<u>ALL</u>
Self-employed	1	4015	62	2057	53	1488	2380	611	586	561	641	397	408	413	532	14204
Someone else	2	7758	176	4393	199	3418	6058	1645	1618	1698	1789	1247	1256	1205	1512	33972
Don't know	8	30	3	17	0	20	33	8	13	15	11	20	17	15	26	228
No answer	9	80	7	42	2	112	143	35	22	24	20	5	8	8	9	517
Not applicable (no father/ father substitute, not employed)	IAP	1743	106	1033	99	869	1720	518	526	514	2049	354	355	333	459	10678

FATHER'S INDUSTRY

[VAR: PAIND16]

<u>RESPONSE</u>	<u>PUNCH</u>	<u>YEAR</u>														
		<u>1972-82</u>	<u>1982B</u>	<u>1983-87</u>	<u>1987B</u>	<u>1988-91</u>	<u>1993-98</u>	<u>2000</u>	<u>2002</u>	<u>2004</u>	<u>2006</u>	<u>2008</u>	<u>2010</u>	<u>2012</u>	<u>2014</u>	<u>ALL</u>
Agriculture, Forestry, and Fisheries	1	2700	82	1247	66	674	0	0	0	0	0	0	0	0	0	4769
Mining	2	620	4	189	8	80	0	0	0	0	0	0	0	0	0	901
Construction	3	1134	22	692	27	366	0	0	0	0	0	0	0	0	0	2241
Manufacturing	4	2821	48	1707	58	892	0	0	0	0	0	0	0	0	0	5526
Transportation, Communications, and other Public Utilities	5	1073	21	559	26	372	0	0	0	0	0	0	0	0	0	2051
Wholesale and Retail Trade	6	1315	16	691	16	436	0	0	0	0	0	0	0	0	0	2474
Finance, Insurance, and Real Estate	7	284	5	193	2	90	0	0	0	0	0	0	0	0	0	574
Business and Repair Services	8	221	4	178	6	105	0	0	0	0	0	0	0	0	0	514
Personal Services	9	216	7	111	5	64	0	0	0	0	0	0	0	0	0	403
Entertainment and Recreation Services	10	50	3	26	4	21	0	0	0	0	0	0	0	0	0	104
Professional and Related Services	11	527	8	398	14	252	0	0	0	0	0	0	0	0	0	1199
Public Administration	12	725	9	445	18	324	0	0	0	0	0	0	0	0	0	1521
Not applicable, No answer	IAP	1940	125	1106	103	2231	10334	2817	2765	2812	4510	2023	2044	1974	2538	37322

REMARKS: The response categories have been collapsed for convenience of display.

9. Father's Occupation, Prestige, and Industry

FATHER'S OCCUPATION

[VAR: PAOCC80]

<u>RESPONSE</u>	<u>PUNCH</u>	<u>YEAR</u>														
		<u>1972-82</u>	<u>1982B</u>	<u>1983-87</u>	<u>1987B</u>	<u>1988-91</u>	<u>1993-98</u>	<u>2000</u>	<u>2002</u>	<u>2004</u>	<u>2006</u>	<u>2008</u>	<u>2010</u>	<u>2012</u>	<u>2014</u>	<u>ALL</u>
Managerial and professional specialty	1	0	0	0	0	1057	1886	475	485	535	540	378	409	0	0	5765
Technical, sales, and administrative support	2	0	0	0	0	638	1164	287	287	287	302	181	194	0	0	3340
Service	3	0	0	0	0	269	1520	144	173	151	175	149	128	0	0	2709
Farming, forest, and fishing	4	0	0	0	0	928	1168	334	284	272	310	193	187	0	0	3676
Precision production, craft, and repair	5	0	0	0	0	1042	1889	479	490	519	532	371	365	0	0	5687
Operators, fabricators, and laborers	6	0	0	0	0	1008	1318	498	446	437	510	329	329	0	0	4875
Not applicable (Punches 5, 7 in FAMILY16, No answer, Don't know)	IAP	13626	354	7542	353	965	1949	600	600	611	2141	422	432	1974	2538	34107

REMARKS: The response categories have been collapsed for convenience of display.PRESTIGE OF FATHER'S OCCUPATION

[VAR: PAPRES80]

<u>RESPONSE</u>	<u>PUNCH</u>	<u>YEAR</u>														
		<u>1972-82</u>	<u>1982B</u>	<u>1983-87</u>	<u>1987B</u>	<u>1988-91</u>	<u>1993-98</u>	<u>2000</u>	<u>2002</u>	<u>2004</u>	<u>2006</u>	<u>2008</u>	<u>2010</u>	<u>2012</u>	<u>2014</u>	<u>ALL</u>
10 - 19	1	0	0	0	0	11	13	4	2	4	2	6	1	0	0	43
20 - 29	2	0	0	0	0	497	821	207	193	223	234	165	146	0	0	2486
30 - 39	3	0	0	0	0	1282	2136	630	594	612	673	428	450	0	0	6805
40 - 49	4	0	0	0	0	1927	3094	787	770	731	781	546	515	0	0	9151
50 - 59	5	0	0	0	0	711	1245	310	337	314	358	248	270	0	0	3793
60 - 69	6	0	0	0	0	357	744	201	193	208	218	156	148	0	0	2225
70 - 79	7	0	0	0	0	129	276	65	64	89	83	43	61	0	0	810
80 - 89	8	0	0	0	0	28	56	13	12	20	20	9	21	0	0	179
Not applicable, Don't know, No answer, Disabled	IAP	13626	354	7542	353	965	1949	600	600	611	2141	422	432	1974	2538	34107

REMARKS: The response categories have been collapsed for convenience of display.
PAPRES80 is based on the 1980 Census occupation classification

FATHER'S INDUSTRY

[VAR: PAIND80]

RESPONSE	PUNCH	YEAR														
		1972-82	1982B	1983-87	1987B	1988-91	1993-98	2000	2002	2004	2006	2008	2010	2012	2014	ALL
Agriculture, Forestry, and Fisheries	1	0	0	0	0	901	1227	323	272	257	289	182	181	0	0	3632
Mining	2	0	0	0	0	117	174	47	39	41	38	31	26	0	0	513
Construction	3	0	0	0	0	509	916	252	248	273	288	191	169	0	0	2846
Manufacturing	4	0	0	0	0	1210	2203	569	553	557	575	390	409	0	0	6466
Transportation, Communications, and other Public Utilities	5	0	0	0	0	559	912	246	261	220	275	184	193	0	0	2850
Wholesale and Retail Trade	6	0	0	0	0	594	951	243	234	229	264	178	196	0	0	2889
Finance, Insurance, and Real Estate	7	0	0	0	0	119	243	73	56	63	78	72	60	0	0	764
Business and Repair Services	8	0	0	0	0	156	262	62	84	89	82	57	65	0	0	857
Personal Services	9	0	0	0	0	78	115	29	23	25	27	23	26	0	0	346
Entertainment and Recreation Services	10	0	0	0	0	27	47	14	10	11	17	6	14	0	0	146
Professional and Related Services	11	0	0	0	0	347	672	161	188	232	225	129	154	0	0	2108
Public Administration	12	0	0	0	0	312	640	178	191	193	195	162	125	0	0	1996
Not applicable, No answer	IAP	13626	354	7542	353	978	1972	620	606	622	2157	418	426	1974	2538	34186

REMARKS: Coded using the U.S. Bureau of the Census 3 digit occupation and industries codes for 1980 and the 2 digit 1989 GSS/NORC prestige score. See Appendices F-H for full details and distributions.

The above distributions are for the first digit of each of the three codes, except that missing value codes are collapsed with blanks.

FATHER'S OCCUPATION

[VAR: PAOCC10]

RESPONSE	PUNCH	YEAR														
		1972-82	1982B	1983-87	1987B	1988-91	1993-98	2000	2002	2004	2006	2008	2010	2012	2014	ALL
Management, professional, and related occupations	1	0	0	0	0	0	0	0	0	0	0	0	0	515	652	1167
Service occupations	2	0	0	0	0	0	0	0	0	0	0	0	0	122	145	267
Sales and office occupations	3	0	0	0	0	0	0	0	0	0	0	0	0	169	249	418
Natural resources, construction, and maintenance occupations	4	0	0	0	0	0	0	0	0	0	0	0	0	355	466	821
Production, transportation, and material moving occupations	5	0	0	0	0	0	0	0	0	0	0	0	0	353	447	800
Active Duty Military Personnel	6	0	0	0	0	0	0	0	0	0	0	0	0	75	55	130
Don't know	9998	0	0	0	0	0	0	0	0	0	0	0	0	0	0	0
No answer	9999	0	0	0	0	0	0	0	0	0	0	0	0	44	65	109
Not applicable/uncodeable	IAP	13626	354	7542	353	5907	10334	2817	2765	2812	4510	2023	2044	341	459	55887

PRESTIGE OF RESPONDENT'S FATHER'S OCCUPATION

[VAR: PAPRES10]

<u>RESPONSE</u>	<u>PUNCH</u>	<u>YEAR</u>											<u>2012</u>	<u>2014</u>	<u>ALL</u>		
		<u>1972-82</u>	<u>1982B</u>	<u>1983-87</u>	<u>1987B</u>	<u>1988-91</u>	<u>1993-98</u>	<u>2000</u>	<u>2002</u>	<u>2004</u>	<u>2006</u>	<u>2008</u>				<u>2010</u>	
10 - 19	1	0	0	0	0	0	0	0	0	0	0	0	0	0	1	1	2
20 - 29	2	0	0	0	0	0	0	0	0	0	0	0	0	0	219	236	455
30 - 39	3	0	0	0	0	0	0	0	0	0	0	0	0	0	448	588	1036
40 - 49	4	0	0	0	0	0	0	0	0	0	0	0	0	0	467	647	1114
50 - 59	5	0	0	0	0	0	0	0	0	0	0	0	0	0	146	205	351
60 - 69	6	0	0	0	0	0	0	0	0	0	0	0	0	0	179	212	391
70 - 79	7	0	0	0	0	0	0	0	0	0	0	0	0	0	107	105	212
80 - 89	8	0	0	0	0	0	0	0	0	0	0	0	0	0	22	20	42
Not applicable, No answer	IAP	13626	354	7542	353	5907	10334	2817	2765	2812	4510	2023	2044	385	524	55996	

REMARKS: The response categories have been collapsed for convenience of display.

PAPRES10 is based on the 2010 Census occupation classification.

This standard prestige score is a simple mean value of ratings for each occupation category, converted to a scale of 0 (bottom) to 100 (top). Please refer to GSS Methodological Report 124 for more information.

[VAR: PAPRES105PLUS]

<u>RESPONSE</u>	<u>PUNCH</u>	<u>YEAR</u>											<u>2012</u>	<u>2014</u>	<u>ALL</u>		
		<u>1972-82</u>	<u>1982B</u>	<u>1983-87</u>	<u>1987B</u>	<u>1988-91</u>	<u>1993-98</u>	<u>2000</u>	<u>2002</u>	<u>2004</u>	<u>2006</u>	<u>2008</u>				<u>2010</u>	
0-9	0	0	0	0	0	0	0	0	0	0	0	0	0	0	9	4	13
10 - 19	1	0	0	0	0	0	0	0	0	0	0	0	0	0	183	227	410
20 - 29	2	0	0	0	0	0	0	0	0	0	0	0	0	0	309	368	677
30 - 39	3	0	0	0	0	0	0	0	0	0	0	0	0	0	149	209	358
40 - 49	4	0	0	0	0	0	0	0	0	0	0	0	0	0	163	227	390
50 - 59	5	0	0	0	0	0	0	0	0	0	0	0	0	0	278	386	664
60 - 69	6	0	0	0	0	0	0	0	0	0	0	0	0	0	114	166	280
70 - 79	7	0	0	0	0	0	0	0	0	0	0	0	0	0	54	128	182
80 - 89	8	0	0	0	0	0	0	0	0	0	0	0	0	0	163	134	297
90-99	9	0	0	0	0	0	0	0	0	0	0	0	0	0	167	165	332
Not applicable, No answer	IAP	13626	354	7542	353	5907	10334	2817	2765	2812	4510	2023	2044	385	524	55996	

REMARKS: The response categories have been collapsed for convenience of display.

PAPRES105PLUS is based on the 2010 Census occupation classification.

This prestige score is calculated using an alternative method, based on the percentage of ratings that is greater than or equal to a threshold (rating five). The effect of individual raters is also removed using hierarchical linear modeling (HLM). Please refer to GSS Methodological Report 124 for more information.

FATHER'S INDUSTRY

[VAR: PAIND10]

RESPONSE	PUNCH	YEAR														
		1972-82	1982B	1983-87	1987B	1988-91	1993-98	2000	2002	2004	2006	2008	2010	2012	2014	ALL
Agriculture, forestry, fishing, and hunting	1	0	0	0	0	0	0	0	0	0	0	0	0	172	218	390
Mining, quarrying, and oil and gas extraction	2	0	0	0	0	0	0	0	0	0	0	0	0	29	37	66
Utilities	3	0	0	0	0	0	0	0	0	0	0	0	0	26	41	67
Construction	4	0	0	0	0	0	0	0	0	0	0	0	0	201	242	443
Manufacturing	5	0	0	0	0	0	0	0	0	0	0	0	0	390	466	856
Wholesale and retail trade	6	0	0	0	0	0	0	0	0	0	0	0	0	142	218	360
Transportation	7	0	0	0	0	0	0	0	0	0	0	0	0	112	147	259
Information	8	0	0	0	0	0	0	0	0	0	0	0	0	18	23	41
Financial activities	9	0	0	0	0	0	0	0	0	0	0	0	0	52	72	124
Professional and technical services	10	0	0	0	0	0	0	0	0	0	0	0	0	37	58	95
Management, administrative, and waste services	11	0	0	0	0	0	0	0	0	0	0	0	0	25	46	71
Education and health services	12	0	0	0	0	0	0	0	0	0	0	0	0	129	117	246
Leisure and hospitality	13	0	0	0	0	0	0	0	0	0	0	0	0	41	61	102
Other services	14	0	0	0	0	0	0	0	0	0	0	0	0	72	97	169
Public administration	15	0	0	0	0	0	0	0	0	0	0	0	0	127	113	240
Active duty military personnel (no civilian employees)	16	0	0	0	0	0	0	0	0	0	0	0	0	17	56	73
Don't know	9998	0	0	0	0	0	0	0	0	0	0	0	0	0	0	0
No answer	9999	0	0	0	0	0	0	0	0	0	0	0	0	43	67	110
Not applicable/uncodeable	IAP	13626	354	7542	353	5907	10334	2817	2765	2812	4510	2023	2044	341	459	55887

REMARKS: PAOCC10 and PAIND10 are coded using the U.S. Bureau of the Census occupation (2010) and industry codes (NAICS 2007).
See Appendices F-H for full details and distributions. The numbers above are collapsed for convenience of display.

10. A. What kind of work did your (mother/MOTHER SUBSTITUTE) usually do while you were growing up? That is, what was her job called?
- OCCUPATION: [See REMARKS]
- B. **IF NOT ALREADY ANSWERED, ASK:** What did she actually do in that job? Tell me, what were some of her main duties?
- C. What kind of place did she work for?
- INDUSTRY: [See REMARKS]
- D. **IF NOT ALREADY ANSWERED, ASK:** What did they (make/do)?
- E. **IF ALREADY ANSWERED, CODE WITHOUT ASKING:** Was she self-employed, or did she work for someone else?

REMARKS: The above questions are not coded but are used to code occupation, prestige, and industry. This survey uses the U.S. Bureau of the Census 3 digit occupation classification for 1970 and/or 1980 occupations, the 2 digit Hodge, Siegel, Rossi prestige score, and the U.S. Bureau of the Census 3 digit industrial classifications for 1972-1990 and the 1980 Census occupational and industrial classifications and the NORC/GSS prestige score for 1988 to the present. Detailed occupational classifications, prestige scores and industrial classifications can be found in Appendices F, G and H. See also Appendix J for socio-economic index scores. The distributions given below are for first digit of each of the three codes. See Appendix T, GSS Methodological Report No. 59.

MOTHER'S OCCUPATION

[VAR: MAOCC80]

<u>RESPONSE</u>	<u>PUNCH</u>	<u>YEAR</u>														
		<u>1972-82</u>	<u>1982B</u>	<u>1983-87</u>	<u>1987B</u>	<u>1988-91</u>	<u>1993-98</u>	<u>2000</u>	<u>2002</u>	<u>2004</u>	<u>2006</u>	<u>2008</u>	<u>2010</u>	<u>2012</u>	<u>2014</u>	<u>ALL</u>
Managerial and professional specialty	1	0	0	0	0	0	1042	382	374	460	468	314	370	0	0	3410
Technical, sales, and administrative support	2	0	0	0	0	0	1637	520	543	539	534	404	419	0	0	4596
Service	3	0	0	0	0	0	1141	388	400	398	424	325	317	0	0	3393
Farming, forest, and fishing	4	0	0	0	0	0	91	31	19	34	34	27	25	0	0	261
Precision production, craft, and repair	5	0	0	0	0	0	211	67	60	44	65	32	35	0	0	514
Operators, fabricators, and laborers	6	0	0	0	0	0	837	235	223	221	270	176	177	0	0	2139
Not applicable (Punches 4, 6 in FAMILY16), Don't know, No answer, and Disabled	IAP	13626	354	7542	353	5907	5375	1194	1146	1116	2715	745	701	1974	2538	45286

REMARKS: The response categories have been collapsed for convenience of display.

PRESTIGE OF MOTHER'S OCCUPATION

[VAR: MAPRES80]

<u>RESPONSE</u>	<u>PUNCH</u>	<u>YEAR</u>														
		<u>1972-82</u>	<u>1982B</u>	<u>1983-87</u>	<u>1987B</u>	<u>1988-91</u>	<u>1993-98</u>	<u>2000</u>	<u>2002</u>	<u>2004</u>	<u>2006</u>	<u>2008</u>	<u>2010</u>	<u>2012</u>	<u>2014</u>	<u>ALL</u>
10 - 19	1	0	0	0	0	0	40	27	19	22	19	16	19	0	0	162
20 - 29	2	0	0	0	0	0	1235	357	349	358	413	266	277	0	0	3255
30 - 39	3	0	0	0	0	0	1283	412	434	426	460	352	332	0	0	3699
40 - 49	4	0	0	0	0	0	1287	435	452	422	411	326	335	0	0	3668
50 - 59	5	0	0	0	0	0	378	133	127	152	152	110	137	0	0	1189
60 - 69	6	0	0	0	0	0	702	241	221	294	314	193	221	0	0	2186
70 - 79	7	0	0	0	0	0	28	17	14	18	21	13	15	0	0	126
80 - 89	8	0	0	0	0	0	6	1	3	4	2	2	7	0	0	25
Not applicable, Don't know, No answer, and Disabled	IAP	13626	354	7542	353	5907	5375	1194	1146	1116	2718	745	701	1974	2538	45289

REMARKS: The response categories have been collapsed for convenience of display.
MAPRES80 is based on the 1980 Census occupation classification

MOTHER'S EMPLOYMENT STATUS

[VAR: MAWRKSLF]

<u>RESPONSE</u>	<u>PUNCH</u>	<u>YEAR</u>														
		<u>1972-82</u>	<u>1982B</u>	<u>1983-87</u>	<u>1987B</u>	<u>1988-91</u>	<u>1993-98</u>	<u>2000</u>	<u>2002</u>	<u>2004</u>	<u>2006</u>	<u>2008</u>	<u>2010</u>	<u>2012</u>	<u>2014</u>	<u>ALL</u>
Self-employed	1	0	0	0	0	0	590	214	181	203	206	140	166	159	190	2049
Someone else	2	0	0	0	0	0	4423	1424	1465	1526	1635	1166	1212	1210	1496	15557
Don't know	8	0	0	0	0	0	4	6	0	5	2	5	3	2	4	31
No answer	9	0	0	0	0	0	108	23	16	2	30	2	0	1	0	182
Not applicable (no mother/ mother substitute, not employed)	IAP	13626	354	7542	353	5907	5209	1150	1103	1076	2637	710	663	602	848	41780

MOTHER'S INDUSTRY

[VAR: MAIND80]

<u>RESPONSE</u>	<u>PUNCH</u>	<u>YEAR</u>														
		<u>1972-82</u>	<u>1982B</u>	<u>1983-87</u>	<u>1987B</u>	<u>1988-91</u>	<u>1993-98</u>	<u>2000</u>	<u>2002</u>	<u>2004</u>	<u>2006</u>	<u>2008</u>	<u>2010</u>	<u>2012</u>	<u>2014</u>	<u>ALL</u>
Agriculture, Forestry, and Fisheries	1	0	0	0	0	0	100	35	27	33	42	29	34	0	0	300
Mining	2	0	0	0	0	0	5	2	2	2	0	1	3	0	0	15
Construction	3	0	0	0	0	0	40	11	12	12	15	18	8	0	0	116
Manufacturing	4	0	0	0	0	0	1027	290	306	264	335	206	212	0	0	2640
Transportation, Communications, and other Public Utilities	5	0	0	0	0	0	163	59	80	58	58	58	52	0	0	528
Wholesale and Retail Trade	6	0	0	0	0	0	979	313	334	330	333	254	280	0	0	2823
Finance, Insurance, and Real Estate	7	0	0	0	0	0	237	72	71	88	77	76	76	0	0	697
Business and Repair Services	8	0	0	0	0	0	127	40	36	52	38	30	38	0	0	361
Personal Services	9	0	0	0	0	0	515	166	139	143	177	132	118	0	0	1390
Entertainment and Recreation Services	10	0	0	0	0	0	29	15	11	10	10	7	12	0	0	94
Professional and Related Services	11	0	0	0	0	0	1522	528	525	597	610	405	460	0	0	4647
Public Administration	12	0	0	0	0	0	199	64	65	74	84	52	56	0	0	594
Not applicable, Don't know, No answer, and Disabled	IAP	13626	354	7542	353	5907	5391	1222	1157	1149	2731	755	695	1974	2538	45394

REMARKS: Coded using the U.S. Bureau of the Census 3 digit occupation and industries codes for 1980 and the 2 digit 1989 GSS/NORC prestige score. See Appendices F-H for full details and distributions. The above distributions are for the first digit of each of the three codes, except that missing value codes are collapsed with blanks.

MOTHER'S OCCUPATION

[VAR: MAOCC10]

<u>RESPONSE</u>	<u>PUNCH</u>	<u>YEAR</u>														
		<u>1972-82</u>	<u>1982B</u>	<u>1983-87</u>	<u>1987B</u>	<u>1988-91</u>	<u>1993-98</u>	<u>2000</u>	<u>2002</u>	<u>2004</u>	<u>2006</u>	<u>2008</u>	<u>2010</u>	<u>2012</u>	<u>2014</u>	<u>ALL</u>
Management, professional, and related occupations	1	0	0	0	0	0	0	0	0	0	0	0	0	342	450	792
Service occupations	2	0	0	0	0	0	0	0	0	0	0	0	0	321	417	738
Sales and office occupations	3	0	0	0	0	0	0	0	0	0	0	0	0	381	527	908
Natural resources, construction, and maintenance occupations	4	0	0	0	0	0	0	0	0	0	0	0	0	27	32	59
Production, transportation, and material moving occupations	5	0	0	0	0	0	0	0	0	0	0	0	0	232	245	477
Active Duty Military Personnel	6	0	0	0	0	0	0	0	0	0	0	0	0	24	1	25
Don't know	9998	0	0	0	0	0	0	0	0	0	0	0	0	0	0	0
No answer	9999	0	0	0	0	0	0	0	0	0	0	0	0	47	21	68
Not applicable/uncodeable	IAP	13626	354	7542	353	5907	10334	2817	2765	2812	4510	2023	2044	600	845	56532

PRESTIGE OF RESPONDENT'S MOTHER'S OCCUPATION

[VAR: MAPRES10]

<u>RESPONSE</u>	<u>PUNCH</u>	<u>YEAR</u>															
		<u>1972-82</u>	<u>1982B</u>	<u>1983-87</u>	<u>1987B</u>	<u>1988-91</u>	<u>1993-98</u>	<u>2000</u>	<u>2002</u>	<u>2004</u>	<u>2006</u>	<u>2008</u>	<u>2010</u>	<u>2012</u>	<u>2014</u>	<u>ALL</u>	
10 - 19	1	0	0	0	0	0	0	0	0	0	0	0	0	0	12	15	27
20 - 29	2	0	0	0	0	0	0	0	0	0	0	0	0	0	223	259	482
30 - 39	3	0	0	0	0	0	0	0	0	0	0	0	0	0	495	593	1088
40 - 49	4	0	0	0	0	0	0	0	0	0	0	0	0	0	290	433	723
50 - 59	5	0	0	0	0	0	0	0	0	0	0	0	0	0	85	115	200
60 - 69	6	0	0	0	0	0	0	0	0	0	0	0	0	0	179	224	403
70 - 79	7	0	0	0	0	0	0	0	0	0	0	0	0	0	38	26	64
80 - 89	8	0	0	0	0	0	0	0	0	0	0	0	0	0	5	7	12
Not applicable, No answer	IAP	13626	354	7542	353	5907	10334	2817	2765	2812	4510	2023	2044	647	866	56600	

REMARKS: The response categories have been collapsed for convenience of display.

MAPRES10 is based on the 2010 Census occupation classification.

This standard prestige score is a simple mean value of ratings for each occupation category, converted to a scale of 0 (bottom) to 100 (top). Please refer to GSS Methodological Report 124 for more information.

[VAR: MAPRES105PLUS]

<u>RESPONSE</u>	<u>PUNCH</u>	<u>YEAR</u>															
		<u>1972-82</u>	<u>1982B</u>	<u>1983-87</u>	<u>1987B</u>	<u>1988-91</u>	<u>1993-98</u>	<u>2000</u>	<u>2002</u>	<u>2004</u>	<u>2006</u>	<u>2008</u>	<u>2010</u>	<u>2012</u>	<u>2014</u>	<u>ALL</u>	
0-9	0	0	0	0	0	0	0	0	0	0	0	0	0	0	22	29	51
10 - 19	1	0	0	0	0	0	0	0	0	0	0	0	0	0	310	346	656
20 - 29	2	0	0	0	0	0	0	0	0	0	0	0	0	0	320	393	713
30 - 39	3	0	0	0	0	0	0	0	0	0	0	0	0	0	70	94	164
40 - 49	4	0	0	0	0	0	0	0	0	0	0	0	0	0	98	105	203
50 - 59	5	0	0	0	0	0	0	0	0	0	0	0	0	0	185	301	486
60 - 69	6	0	0	0	0	0	0	0	0	0	0	0	0	0	70	107	177
70 - 79	7	0	0	0	0	0	0	0	0	0	0	0	0	0	21	35	56
80 - 89	8	0	0	0	0	0	0	0	0	0	0	0	0	0	161	192	353
90-99	9	0	0	0	0	0	0	0	0	0	0	0	0	0	70	70	140
Not applicable, No answer	IAP	13626	354	7542	353	5907	10334	2817	2765	2812	4510	2023	2044	647	866	56600	

REMARKS: The response categories have been collapsed for convenience of display.

MAPRES105PLUS is based on the 2010 Census occupation classification.

This prestige score is calculated using an alternative method, based on the percentage of ratings that is greater than or equal to a threshold (rating five). The effect of individual raters is also removed using hierarchical linear modeling (HLM). Please refer to GSS Methodological Report 124 for more information.

MOTHER'S INDUSTRY

[VAR: MAIND10]

RESPONSE	PUNCH	YEAR														
		1972-82	1982B	1983-87	1987B	1988-91	1993-98	2000	2002	2004	2006	2008	2010	2012	2014	ALL
Agriculture, forestry, fishing, and hunting	1	0	0	0	0	0	0	0	0	0	0	0	0	16	27	43
Mining, quarrying, and oil and gas extraction	2	0	0	0	0	0	0	0	0	0	0	0	0	2	1	3
Utilities	3	0	0	0	0	0	0	0	0	0	0	0	0	6	12	18
Construction	4	0	0	0	0	0	0	0	0	0	0	0	0	9	15	24
Manufacturing	5	0	0	0	0	0	0	0	0	0	0	0	0	224	233	457
Wholesale and retail trade	6	0	0	0	0	0	0	0	0	0	0	0	0	175	204	379
Transportation	7	0	0	0	0	0	0	0	0	0	0	0	0	19	33	52
Information	8	0	0	0	0	0	0	0	0	0	0	0	0	37	35	72
Financial activities	9	0	0	0	0	0	0	0	0	0	0	0	0	77	122	199
Professional and technical services	10	0	0	0	0	0	0	0	0	0	0	0	0	43	43	86
Management, administrative, and waste services	11	0	0	0	0	0	0	0	0	0	0	0	0	42	33	75
Education and health services	12	0	0	0	0	0	0	0	0	0	0	0	0	395	555	950
Leisure and hospitality	13	0	0	0	0	0	0	0	0	0	0	0	0	108	151	259
Other services	14	0	0	0	0	0	0	0	0	0	0	0	0	124	129	253
Public administration	15	0	0	0	0	0	0	0	0	0	0	0	0	64	70	134
Active duty military personnel (no civilian employees)	16	0	0	0	0	0	0	0	0	0	0	0	0	0	1	1
Don't know	9998	0	0	0	0	0	0	0	0	0	0	0	0	0	0	0
No answer	9999	0	0	0	0	0	0	0	0	0	0	0	0	27	29	56
Not applicable/uncodeable	IAP	13626	354	7542	353	5907	10334	2817	2765	2812	4510	2023	2044	606	845	56538

REMARKS: MAOCC10 and MAIND10 are coded using the U.S. Bureau of the Census occupation (2010) and industry codes (NAICS 2007).
See Appendices F-H for full details and distributions. The numbers above are collapsed for convenience of display.

11. How many brothers and sisters did you have? Please count those born alive, but no longer living, as well as those alive now. Also include stepbrothers and stepsisters, and children adopted by your parents.

[VAR: SIBS]

<u>RESPONSE</u>	<u>PUNCH</u>	<u>YEAR</u>														
		<u>1972-82</u>	<u>1982B</u>	<u>1983-87</u>	<u>1987B</u>	<u>1988-91</u>	<u>1993-98</u>	<u>2000</u>	<u>2002</u>	<u>2004</u>	<u>2006</u>	<u>2008</u>	<u>2010</u>	<u>2012</u>	<u>2014</u>	<u>ALL</u>
None	0	775	28	372	23	278	496	142	140	144	145	89	94	96	95	2917
One	1	1926	24	1160	29	923	1791	507	505	553	560	394	401	368	461	9602
Two	2	2150	25	1290	31	1140	2050	569	583	556	605	400	412	410	496	10717
Three	3	1898	40	1183	39	959	1745	475	457	472	439	315	320	331	436	9109
Four	4	1545	35	867	36	710	1224	301	314	344	345	250	239	208	287	6705
Five	5	1222	43	698	30	502	784	237	224	198	234	160	167	147	214	4860
Six	6	999	24	518	32	355	589	162	157	157	189	117	122	113	154	3688
Seven	7	1102	28	387	21	294	452	123	115	108	141	100	92	91	114	3168
Eight	8	552	23	333	17	221	317	90	77	80	81	75	62	64	83	2075
Nine	9	447	21	228	26	161	244	51	49	63	81	27	32	45	61	1536
Ten	10	303	16	147	26	121	143	40	40	47	47	30	28	35	43	1066
Eleven	11	231	19	119	11	83	145	40	28	22	39	19	26	18	26	826
Twelve	12	174	9	76	13	47	85	19	22	18	30	14	17	12	14	550
Thirteen	13	110	6	56	9	34	58	20	7	15	19	8	7	7	14	370
Fourteen	14	60	4	26	1	20	33	10	8	11	10	6	8	5	11	213
Fifteen +	15+	107	8	58	4	33	137	20	30	20	23	17	11	21	22	511
Don't know	98	11	0	5	3	9	15	5	2	2	1	0	1	2	1	57
No answer	99	14	1	19	2	17	26	6	7	2	3	2	5	1	6	111
Not Applicable	IAP	0	0	0	0	0	0	0	0	0	1518	0	0	0	0	1518

REMARKS: See Appendix N for changes across surveys. If planning to perform trend analysis with this variable, please consult GSS Methodological Report No. 56.

The response categories have been collapsed for convenience of display.

12. How many children have you ever had? Please count all that were born alive at any time (including any you had from a previous marriage).

[VAR: CHILDS]

<u>RESPONSE</u>	<u>PUNCH</u>	<u>YEAR</u>														
		<u>1972-82</u>	<u>1982B</u>	<u>1983-87</u>	<u>1987B</u>	<u>1988-91</u>	<u>1993-98</u>	<u>2000</u>	<u>2002</u>	<u>2004</u>	<u>2006</u>	<u>2008</u>	<u>2010</u>	<u>2012</u>	<u>2014</u>	<u>ALL</u>
None	0	3468	79	2113	95	1633	2891	813	799	767	1216	521	562	536	704	16197
One	1	2146	64	1158	62	932	1678	455	469	474	710	323	332	274	419	9496
Two	2	3115	63	1744	60	1471	2731	719	657	730	1147	524	528	569	658	14716
Three	3	2096	42	1176	45	874	1521	449	481	459	738	344	329	301	394	9249
Four	4	1235	38	624	32	482	792	188	185	221	386	160	144	167	198	4852
Five	5	631	26	298	19	245	347	93	73	79	139	77	61	56	88	2232
Six	6	358	8	164	9	118	148	32	40	39	83	30	35	33	40	1137
Seven	7	205	9	90	6	70	77	25	22	18	43	19	18	12	14	628
Eight or more	8	321	24	144	23	69	113	27	34	21	35	22	32	23	15	903
No answer, Don't know	9	51	1	31	2	13	36	16	5	4	13	3	3	3	8	189

13. RESPONDENT'S AGE

[VAR: AGE]

<u>RESPONSE</u>	<u>PUNCH</u>	<u>YEAR</u>														
		<u>1972-82</u>	<u>1982B</u>	<u>1983-87</u>	<u>1987B</u>	<u>1988-91</u>	<u>1993-98</u>	<u>2000</u>	<u>2002</u>	<u>2004</u>	<u>2006</u>	<u>2008</u>	<u>2010</u>	<u>2012</u>	<u>2014</u>	<u>ALL</u>
10 - 19	1	308	7	119	9	89	142	51	29	60	66	37	34	32	31	1014
20 - 29	2	3174	95	1684	81	1187	1808	475	501	481	700	322	341	299	357	11505
30 - 39	3	2680	70	1744	85	1396	2517	610	590	557	890	373	363	389	487	12751
40 - 49	4	2115	48	1156	52	1055	2157	634	545	603	968	381	368	357	417	10856
50 - 59	5	2135	55	963	36	639	1421	408	434	480	803	371	378	337	511	8971
60 - 69	6	1733	39	955	51	740	1007	273	298	338	531	272	302	285	368	7192
70 - 79	7	1085	25	637	20	567	871	222	239	183	343	165	145	172	243	4917
80 or over	8	335	12	252	12	223	390	136	115	101	191	92	110	98	115	2182
No answer, Don't know	9	61	3	32	7	11	21	8	14	9	18	10	3	5	9	211

REMARKS: Date of birth has been recoded into actual age in AGE. See Appendix D: Recodes. See Appendix E: Age Distributions, for detailed responses. See Appendix N for changes across surveys. The response categories have been collapsed for convenience of display.

14. How old were you when your first child was born?

[VAR: AGEKDBRN]

RESPONSE	PUNCH	YEAR														
		1972-82	1982B	1983-87	1987B	1988-91	1993-98	2000	2002	2004	2006	2008	2010	2012	2014	ALL
9-14	9-14	0	0	0	0	0	34	7	8	9	10	7	15	8	8	106
15-19	15-19	0	0	0	0	0	1257	466	420	432	463	324	357	321	411	4451
20-24	20-24	0	0	0	0	0	2165	738	784	761	834	570	528	499	643	7522
25-29	25-29	0	0	0	0	0	1432	485	438	479	509	365	316	352	378	4754
30-34	30-34	0	0	0	0	0	540	191	218	254	222	151	165	176	239	2156
35-39	35-39	0	0	0	0	0	159	62	71	71	78	62	60	62	101	726
40-44	40-44	0	0	0	0	0	37	14	13	14	24	8	21	10	27	168
45-49	45-49	0	0	0	0	0	11	2	0	4	4	2	4	1	7	35
50-54	50-54	0	0	0	0	0	0	0	3	2	3	0	3	1	2	14
55 and higher	55+	0	0	0	0	0	1	0	0	0	1	0	1	0	1	4
Don't know	98	0	0	0	0	0	14	7	2	10	1	6	2	3	7	52
No answer	99	0	0	0	0	0	75	32	9	9	13	7	10	5	10	170
Not applicable	IAP	13626	354	7542	353	5907	4609	813	799	767	2348	521	562	536	704	39441

REMARKS: AGEKDBRN is coded in two digits. The collapsed numbers above are for convenience of display only.

Now just a few more background questions.

EDUC-SPDEG. ASK ALL PARTS OF QUESTION ABOUT RESPONDENT BEFORE GOING ON TO ASK ABOUT R'S FATHER;

AND THEN R'S MOTHER; THEN R'S SPOUSE, IF R IS CURRENTLY MARRIED.

- A. What is the highest grade in elementary school or high school that (you/your father/ your mother/your [husband/wife]) finished and got credit for? CODE EXACT GRADE.
- B. IF FINISHED 9th-12th GRADE OR DK*: Did (you/he/she) ever get a high school diploma or a GED certificate? [SEE D BELOW.] [See REMARKS]
- C. Did (you/he/she) complete one or more years of college for credit--not including schooling such as business college, technical or vocational school?

IF YES: How many years did (you/he/she) complete?

- D. Do you (Does [he/she]) have any college degrees? (IF YES: What degree or degrees?) CODE HIGHEST DEGREE EARNED.

15. RESPONDENT'S EDUCATION

[VAR: EDUC]

RESPONSE	PUNCH	YEAR														ALL
		1972-82	1982B	1983-87	1987B	1988-91	1993-98	2000	2002	2004	2006	2008	2010	2012	2014	
No formal schooling	0	56	0	20	6	10	13	1	5	4	22	6	5	3	8	159
1st grade	1	18	0	8	0	4	1	0	2	1	4	0	1	2	1	42
2nd grade	2	40	1	18	2	6	12	3	15	7	28	2	5	3	3	145
3rd grade	3	98	8	44	9	16	24	6	2	3	13	5	4	6	6	244
4th grade	4	134	3	46	3	35	34	6	6	2	11	10	9	10	3	312
5th grade	5	184	4	55	9	32	43	9	8	4	23	5	6	4	9	395
6th grade	6	266	15	103	7	66	76	22	25	17	69	29	30	27	25	777
7th grade	7	389	10	136	6	87	100	20	14	17	32	14	12	8	8	853
8th grade	8	1106	21	416	12	283	332	95	66	54	85	35	45	48	43	2641
9th grade	9	616	27	301	13	217	276	69	60	59	127	53	55	47	53	1973
10th grade	10	907	23	415	27	267	394	106	88	72	152	59	66	59	90	2725
11th grade	11	925	38	502	27	365	547	153	137	156	215	122	108	101	134	3530
12th grade [See REMARKS]	12	4565	98	2518	107	1841	3106	823	818	734	1204	581	558	540	689	18182
1 year of college	13	907	24	542	38	485	997	290	265	265	422	158	186	163	193	4935
2 years	14	1017	37	686	32	684	1187	374	374	403	628	258	229	261	318	6488
3 years	15	412	10	313	9	277	520	127	157	174	212	94	109	99	133	2646
4 years	16	1155	15	785	29	673	1461	393	377	450	687	322	334	307	452	7440
5 years	17	280	6	220	8	159	353	90	93	106	167	51	71	80	78	1762
6 years	18	243	7	196	3	197	426	114	128	138	208	124	101	92	139	2116
7 years	19	128	3	81	0	71	154	39	43	51	78	38	33	41	52	812
8 years	20	132	1	125	2	113	246	68	70	93	112	52	72	71	100	1257
Don't know	98	20	1	3	3	7	23	0	5	0	2	3	1	1	1	70
No answer	99	28	2	9	1	12	9	9	7	2	9	2	4	1	0	95

REMARKS: See Appendix D: Recodes, for a discussion of original format of EDUC, PAEDUC, MAEDUC, and SPEDUC
See Appendix N for changes across surveys.

16. RESPONDENT'S FATHER'S (FATHER SUBSTITUTE'S) EDUCATION

[VAR: PAEDUC]

RESPONSE	PUNCH	YEAR														
		1972-82	1982B	1983-87	1987B	1988-91	1993-98	2000	2002	2004	2006	2008	2010	2012	2014	ALL
No formal schooling	0	451	13	155	9	129	124	32	35	33	71	37	33	36	41	1199
1st grade	1	40	0	16	0	7	13	4	6	3	11	1	5	6	5	117
2nd grade	2	103	1	42	1	43	47	19	19	5	24	9	11	11	23	358
3rd grade	3	388	9	162	9	148	171	44	38	36	65	37	40	30	31	1208
4th grade	4	436	10	177	11	103	137	36	28	27	36	22	19	22	24	1088
5th grade	5	341	11	161	14	107	149	43	34	29	40	26	29	28	25	1037
6th grade	6	737	12	349	19	221	366	95	87	84	103	70	58	51	81	2333
7th grade	7	420	13	166	10	114	190	35	32	48	48	22	30	20	26	1174
8th grade	8	2010	17	973	31	687	1022	227	234	204	220	138	133	122	144	6162
9th grade	9	334	7	204	11	151	227	52	75	79	70	41	47	54	51	1403
10th grade	10	471	5	277	8	197	351	95	123	81	87	57	55	60	81	1948
11th grade	11	338	6	208	8	121	202	59	59	65	56	48	48	44	46	1308
12th grade	12	2132	35	1447	36	1193	2192	627	661	692	684	502	536	475	660	11872
1 year of college	13	216	2	133	5	129	224	65	62	72	83	56	54	51	57	1209
2 years	14	399	7	279	10	232	533	129	158	165	168	99	95	95	125	2494
3 years	15	96	2	50	5	56	103	26	27	25	35	22	19	15	33	514
4 years	16	509	3	445	7	378	824	212	210	256	253	187	177	190	271	3922
5 years	17	79	1	45	1	41	84	13	18	29	28	15	13	17	24	408
6 years	18	126	2	95	0	103	215	63	61	69	75	44	59	44	62	1018
7 years	19	42	0	42	1	30	61	15	18	28	25	16	15	10	19	322
8 years	20	115	1	97	2	93	217	55	50	60	76	38	40	59	56	959
Don't know	98	2072	88	985	54	756	1114	326	185	182	185	177	150	193	189	6656
No answer	99	48	3	16	3	87	69	27	19	26	18	5	8	3	5	337
Not applicable	IAP	1723	106	1018	98	781	1694	518	526	514	2049	354	370	338	459	10548

[See REMARKS, EDUC]

17. RESPONDENT'S MOTHER'S (SUBSTITUTE MOTHER'S) EDUCATION

[VAR: MAEDUC]

RESPONSE	PUNCH	YEAR														ALL
		1972-82	1982B	1983-87	1987B	1988-91	1993-98	2000	2002	2004	2006	2008	2010	2012	2014	
No formal schooling	0	461	10	170	13	145	130	46	44	39	94	52	41	49	68	1362
1st grade	1	35	1	4	1	6	10	0	3	1	7	5	4	3	3	83
2nd grade	2	68	4	45	1	23	48	17	14	13	22	7	9	6	10	287
3rd grade	3	251	10	116	5	90	92	39	28	25	37	19	21	26	32	791
4th grade	4	325	7	127	4	77	119	34	27	14	32	17	24	15	31	853
5th grade	5	317	13	145	7	101	120	23	23	23	29	23	20	21	29	894
6th grade	6	650	26	274	16	188	283	79	71	70	109	69	58	73	64	2030
7th grade	7	415	11	180	6	110	179	37	36	40	36	25	24	24	27	1150
8th grade	8	2189	20	1008	46	710	968	233	224	179	222	128	153	113	146	6339
9th grade	9	401	21	244	24	193	268	77	68	86	78	43	47	50	63	1663
10th grade	10	701	16	376	22	278	476	129	121	116	114	100	87	68	101	2705
11th grade	11	513	18	281	17	177	343	81	84	115	93	65	68	71	84	2010
12th grade	12	3327	61	2316	79	1836	3521	939	997	945	971	725	716	680	902	18015
1 year of college	13	248	8	175	12	213	316	88	116	82	117	73	72	68	76	1664
2 years	14	485	10	364	17	312	745	201	205	236	233	143	144	158	223	3476
3 years	15	100	3	72	1	79	159	41	40	55	42	27	29	36	38	722
4 years	16	466	10	357	7	326	738	218	206	282	261	182	191	185	230	3659
5 years	17	32	2	36	1	22	58	17	12	14	18	12	20	12	18	274
6 years	18	64	2	71	2	60	150	41	52	48	69	50	46	51	77	783
7 years	19	10	0	15	0	6	23	4	6	12	14	1	8	8	15	122
8 years	20	20	0	14	1	18	64	24	21	34	27	14	19	28	34	318
Don't know	98	1968	85	864	44	666	1004	284	178	181	167	156	160	148	181	6086
No answer	99	70	3	19	5	116	97	33	21	36	31	4	5	7	3	450
Not applicable	IAP	510	13	269	22	155	423	132	168	166	1687	83	78	74	83	3863

[See REMARKS, EDUC]

18. RESPONDENT'S SPOUSE'S EDUCATION

[VAR: SPEDUC]

RESPONSE	PUNCH	YEAR														ALL
		1972-82	1982B	1983-87	1987B	1988-91	1993-98	2000	2002	2004	2006	2008	2010	2012	2014	
No formal schooling	0	29	0	9	0	15	3	1	1	3	8	2	1	2	8	82
1st grade	1	6	0	3	1	1	2	0	1	0	2	2	0	2	0	20
2nd grade	2	15	2	1	0	5	6	4	6	2	5	1	2	1	1	51
3rd grade	3	50	1	19	3	16	11	2	3	0	7	5	2	4	6	129
4th grade	4	66	1	28	1	13	10	0	0	2	7	0	1	3	5	137
5th grade	5	100	0	21	2	15	17	5	2	4	2	1	1	4	4	178
6th grade	6	164	5	48	3	40	29	4	10	5	18	14	10	21	11	382
7th grade	7	234	6	64	4	33	34	2	10	5	11	2	4	4	2	415
8th grade	8	752	8	234	3	127	138	35	27	24	30	12	18	12	14	1434
9th grade	9	334	6	127	4	85	98	24	14	20	38	19	22	22	18	831
10th grade	10	562	7	210	3	141	195	39	35	36	35	35	26	19	24	1367
11th grade	11	603	9	227	11	168	216	52	47	59	47	28	28	27	42	1564
12th grade	12	3255	50	1613	36	1130	1678	437	393	481	413	322	273	282	352	10715
1 year of college	13	485	9	257	10	225	388	86	98	112	106	69	46	63	67	2021
2 years	14	637	10	413	13	337	656	171	178	171	189	115	116	102	120	3228
3 years	15	228	5	145	3	107	204	56	40	51	43	37	33	36	48	1036
4 years	16	792	10	483	10	380	799	191	230	278	252	166	162	154	232	4139
5 years	17	170	0	115	1	89	169	28	36	40	52	32	29	23	35	819
6 years	18	182	4	120	2	96	229	51	68	85	70	56	55	50	78	1146
7 years	19	68	0	50	0	41	55	25	16	24	20	17	21	20	28	385
8 years	20	103	0	63	0	75	129	34	37	56	44	28	30	43	53	695
Don't know	98	79	6	35	4	24	47	11	14	15	9	9	6	5	8	272
No answer	99	42	0	7	1	3	22	21	3	6	7	5	6	1	6	130
Not applicable	IAP	4670	215	3250	238	2741	5199	1538	1496	1333	3095	1046	1152	1074	1376	28423

[See REMARKS, EDUC]

19. RESPONDENT'S DEGREE

[VAR: DEGREE]

RESPONSE	PUNCH	YEAR														
		1972-82	1982B	1983-87	1987B	1988-91	1993-98	2000	2002	2004	2006	2008	2010	2012	2014	ALL
Less than high school	0	4667	147	1986	119	1285	1679	439	400	364	691	297	305	288	330	12997
High school	1	6733	159	3899	179	3150	5493	1501	1485	1435	2273	1003	1001	976	1269	30556
Associate/Junior college	2	303	11	288	12	309	669	206	202	224	377	173	145	151	186	3256
Bachelor's	3	1281	19	949	33	789	1699	435	443	507	763	355	375	354	472	8474
Graduate	4	578	14	405	9	352	763	218	230	281	403	194	218	205	281	4151
Don't know	8	7	1	4	0	2	7	2	5	1	0	1	0	0	0	30
No answer	9	57	3	11	1	20	24	16	0	0	3	0	0	0	0	135
Not applicable	IAP	0	0	0	0	0	0	0	0	0	0	0	0	0	0	0

REMARKS: See Appendix D: Recodes, for a discussion of the original format of DEGREE, PADEG, MADEG, and SPDEG.
See Appendix N for changes across surveys.

20. RESPONDENT'S FATHER'S (SUBSTITUTE FATHER'S) DEGREE

[VAR: PADEG]

RESPONSE	PUNCH	YEAR														
		1972-82	1982B	1983-87	1987B	1988-91	1993-98	2000	2002	2004	2006	2008	2010	2012	2014	ALL
Less than high school	0	6853	133	3316	157	2454	3335	847	814	765	893	538	561	531	619	21816
High school	1	2775	45	1906	56	1597	3001	808	867	898	943	679	671	625	852	15723
Associate/Junior college	2	56	0	60	2	71	177	51	68	70	73	38	40	59	66	831
Bachelor's	3	481	3	432	10	356	847	226	208	259	256	187	164	180	252	3861
Graduate	4	350	4	270	4	244	536	133	139	179	193	111	138	127	157	2585
Don't know	8	1059	58	515	22	351	664	195	129	126	84	109	95	116	128	3651
No answer	9	329	5	25	4	52	80	39	14	1	19	7	5	3	5	588
Not applicable (no father/ father substitute)	IAP	1723	106	1018	98	782	1694	518	526	514	2049	354	370	333	459	10544

21. RESPONDENT'S MOTHER'S (SUBSTITUTE MOTHER'S) DEGREE

[VAR: MADEG]

<u>RESPONSE</u>	<u>PUNCH</u>	<u>YEAR</u>														
		<u>1972-82</u>	<u>1982B</u>	<u>1983-87</u>	<u>1987B</u>	<u>1988-91</u>	<u>1993-98</u>	<u>2000</u>	<u>2002</u>	<u>2004</u>	<u>2006</u>	<u>2008</u>	<u>2010</u>	<u>2012</u>	<u>2014</u>	<u>ALL</u>
Less than high school	0	7046	182	3348	174	2445	3321	887	779	791	924	573	606	563	698	22337
High school	1	4032	82	2860	111	2377	4516	1194	1289	1214	1267	928	924	866	1160	22820
Associate/Junior college	2	132	5	109	6	122	326	104	119	138	139	94	83	110	139	1626
Bachelor's	3	446	8	357	7	307	734	219	210	270	263	185	180	189	228	3603
Graduate	4	124	4	119	4	101	272	79	80	112	122	64	89	97	131	1398
Don't know	8	979	54	455	23	302	635	168	103	120	78	95	83	83	83	3261
No answer	9	357	6	25	6	98	107	34	17	1	30	1	1	1	0	684
Not applicable (no mother/ mother substitute)	IAP	510	13	269	22	155	423	132	168	166	1687	83	78	65	99	3870

22. RESPONDENT'S SPOUSE'S DEGREE

[VAR: SPDEG]

<u>RESPONSE</u>	<u>PUNCH</u>	<u>YEAR</u>														
		<u>1972-82</u>	<u>1982B</u>	<u>1983-87</u>	<u>1987B</u>	<u>1988-91</u>	<u>1993-98</u>	<u>2000</u>	<u>2002</u>	<u>2004</u>	<u>2006</u>	<u>2008</u>	<u>2010</u>	<u>2012</u>	<u>2014</u>	<u>ALL</u>
Less than high school	0	2865	50	951	35	609	709	179	149	156	219	97	103	117	129	6368
High school	1	4513	64	2347	57	1746	2717	665	653	733	640	499	435	444	529	16042
Associate/Junior college	2	189	3	179	6	138	348	95	83	115	121	71	68	56	89	1561
Bachelor's	3	828	14	541	7	435	881	209	241	292	274	195	177	169	238	4501
Graduate	4	435	3	250	5	210	434	116	135	173	147	105	105	112	169	2399
Don't know	8	43	5	17	4	15	24	9	8	5	7	5	2	2	4	150
No answer	9	83	0	7	1	13	22	6	0	5	7	5	2	0	4	155
Not applicable (not married)	IAP	4670	215	3250	238	2741	5199	1538	1496	1333	3095	1046	1152	1074	1376	28423

23. What was your major or field of study when you received your (RESPONDENT'S COLLEGE DEGREE) degree?

IF THE RESPONDENT RECEIVED MORE THAN ONE GRADUATE LEVEL DEGREE,
ASK ABOUT THE HIGHEST DEGREE OBTAINED (E.G. ABOUT A Ph.D. RATHER THAN AN M.B.A).
[COUNT UP TO 2 MENTIONS]

[VAR: MAJOR1]

<u>RESPONSE</u>	<u>PUNCH</u>	<u>YEAR</u>														
		<u>1972-82</u>	<u>1982B</u>	<u>1983-87</u>	<u>1987B</u>	<u>1988-91</u>	<u>1993-98</u>	<u>2000</u>	<u>2002</u>	<u>2004</u>	<u>2006</u>	<u>2008</u>	<u>2010</u>	<u>2012</u>	<u>2014</u>	<u>ALL</u>
Accounting/bookkeeping	1	0	0	0	0	0	0	0	0	0	0	0	0	28	32	60
Advertising	2	0	0	0	0	0	0	0	0	0	0	0	0	3	2	5
Agriculture/horticulture	3	0	0	0	0	0	0	0	0	0	0	0	0	8	2	10
Allied health	4	0	0	0	0	0	0	0	0	0	0	0	0	0	2	2
Anthropology	5	0	0	0	0	0	0	0	0	0	0	0	0	3	5	8
Architecture	6	0	0	0	0	0	0	0	0	0	0	0	0	2	3	5
Art	7	0	0	0	0	0	0	0	0	0	0	0	0	6	7	13
Biology	8	0	0	0	0	0	0	0	0	0	0	0	0	16	22	38
Business administration	9	0	0	0	0	0	0	0	0	0	0	0	0	90	142	232
Chemistry	11	0	0	0	0	0	0	0	0	0	0	0	0	5	8	13
Communications/speech	12	0	0	0	0	0	0	0	0	0	0	0	0	20	18	38
Comm. disorders	13	0	0	0	0	0	0	0	0	0	0	0	0	4	6	10
Computer science	14	0	0	0	0	0	0	0	0	0	0	0	0	25	24	49
Dentistry	15	0	0	0	0	0	0	0	0	0	0	0	0	2	4	6
Education	16	0	0	0	0	0	0	0	0	0	0	0	0	73	91	164
Economics	17	0	0	0	0	0	0	0	0	0	0	0	0	11	19	30
Engineering	18	0	0	0	0	0	0	0	0	0	0	0	0	47	49	96
English	19	0	0	0	0	0	0	0	0	0	0	0	0	23	26	49
Finance	20	0	0	0	0	0	0	0	0	0	0	0	0	7	15	22
Foreign language	21	0	0	0	0	0	0	0	0	0	0	0	0	4	8	12
Forestry	22	0	0	0	0	0	0	0	0	0	0	0	0	1	0	1
Geography	23	0	0	0	0	0	0	0	0	0	0	0	0	0	2	2
Geology	24	0	0	0	0	0	0	0	0	0	0	0	0	1	3	4
History	25	0	0	0	0	0	0	0	0	0	0	0	0	10	19	29
Home economics	26	0	0	0	0	0	0	0	0	0	0	0	0	0	0	0
Industry & techn	27	0	0	0	0	0	0	0	0	0	0	0	0	3	4	7
Journalism	28	0	0	0	0	0	0	0	0	0	0	0	0	5	6	11
Law	29	0	0	0	0	0	0	0	0	0	0	0	0	13	18	31
Law enforcement	30	0	0	0	0	0	0	0	0	0	0	0	0	3	5	8
Library science	31	0	0	0	0	0	0	0	0	0	0	0	0	4	5	9
Marketing	32	0	0	0	0	0	0	0	0	0	0	0	0	11	15	26
Mathematics	33	0	0	0	0	0	0	0	0	0	0	0	0	5	10	15
Medicine	34	0	0	0	0	0	0	0	0	0	0	0	0	9	25	34

[VAR: MAJOR2] (CONTINUED)

RESPONSE	PUNCH	YEAR														
		1972-82	1982B	1983-87	1987B	1988-91	1993-98	2000	2002	2004	2006	2008	2010	2012	2014	ALL
Geography	23	0	0	0	0	0	0	0	0	0	0	0	0	0	0	0
Geology	24	0	0	0	0	0	0	0	0	0	0	0	0	1	1	2
History	25	0	0	0	0	0	0	0	0	0	0	0	0	3	6	9
Home economics	26	0	0	0	0	0	0	0	0	0	0	0	0	0	0	0
Industry & techn	27	0	0	0	0	0	0	0	0	0	0	0	0	1	0	1
Journalism	28	0	0	0	0	0	0	0	0	0	0	0	0	0	1	1
Law	29	0	0	0	0	0	0	0	0	0	0	0	0	2	3	5
Law enforcement	30	0	0	0	0	0	0	0	0	0	0	0	0	0	1	1
Library science	31	0	0	0	0	0	0	0	0	0	0	0	0	0	3	3
Marketing	32	0	0	0	0	0	0	0	0	0	0	0	0	4	4	8
Mathematics	33	0	0	0	0	0	0	0	0	0	0	0	0	3	2	5
Medicine	34	0	0	0	0	0	0	0	0	0	0	0	0	2	2	4
Music	35	0	0	0	0	0	0	0	0	0	0	0	0	1	5	6
Nursing	36	0	0	0	0	0	0	0	0	0	0	0	0	5	2	7
Optometry	37	0	0	0	0	0	0	0	0	0	0	0	0	0	0	0
Pharmacy	38	0	0	0	0	0	0	0	0	0	0	0	0	1	0	1
Philosophy	39	0	0	0	0	0	0	0	0	0	0	0	0	1	1	2
Physical education	40	0	0	0	0	0	0	0	0	0	0	0	0	0	2	2
Physics	41	0	0	0	0	0	0	0	0	0	0	0	0	0	1	1
Psychology	42	0	0	0	0	0	0	0	0	0	0	0	0	6	10	16
Political science/international relations	43	0	0	0	0	0	0	0	0	0	0	0	0	4	5	9
Sociology	44	0	0	0	0	0	0	0	0	0	0	0	0	4	2	6
Special education	45	0	0	0	0	0	0	0	0	0	0	0	0	1	2	3
Theater arts	46	0	0	0	0	0	0	0	0	0	0	0	0	2	2	4
Theology	47	0	0	0	0	0	0	0	0	0	0	0	0	1	2	3
Veterinary medicine	48	0	0	0	0	0	0	0	0	0	0	0	0	0	0	0
Liberal arts	49	0	0	0	0	0	0	0	0	0	0	0	0	0	0	0
Other	50	0	0	0	0	0	0	0	0	0	0	0	0	5	5	10
General sciences	51	0	0	0	0	0	0	0	0	0	0	0	0	0	0	0
Social work	52	0	0	0	0	0	0	0	0	0	0	0	0	1	2	3
General studies	53	0	0	0	0	0	0	0	0	0	0	0	0	0	1	1
Other vocational	54	0	0	0	0	0	0	0	0	0	0	0	0	0	1	1
Health	55	0	0	0	0	0	0	0	0	0	0	0	0	0	13	13
Industrial Relations	56	0	0	0	0	0	0	0	0	0	0	0	0	0	0	0
Child/Human/Family Development	57	0	0	0	0	0	0	0	0	0	0	0	0	1	4	5
Food Science/Nutrition/Culinary Arts	58	0	0	0	0	0	0	0	0	0	0	0	0	0	0	0
Environmental Science/Ecology	59	0	0	0	0	0	0	0	0	0	0	0	0	1	3	4
Social Sciences	60	0	0	0	0	0	0	0	0	0	0	0	0	2	1	3
Human Services/Human Resources	61	0	0	0	0	0	0	0	0	0	0	0	0	1	3	4

[VAR: MAJOR2] (CONTINUED)

RESPONSE	PUNCH	YEAR														
		<u>1972-82</u>	<u>1982B</u>	<u>1983-87</u>	<u>1987B</u>	<u>1988-91</u>	<u>1993-98</u>	<u>2000</u>	<u>2002</u>	<u>2004</u>	<u>2006</u>	<u>2008</u>	<u>2010</u>	<u>2012</u>	<u>2014</u>	<u>ALL</u>
Visual Arts/Graphic Design/ Design and Drafting	62	0	0	0	0	0	0	0	0	0	0	0	0	1	1	2
Fine Arts	63	0	0	0	0	0	0	0	0	0	0	0	0	0	2	2
Humanities	64	0	0	0	0	0	0	0	0	0	0	0	0	0	0	0
Ethnic studies	65	0	0	0	0	0	0	0	0	0	0	0	0	0	0	0
Educational administration	66	0	0	0	0	0	0	0	0	0	0	0	0	0	2	2
Television/Film	67	0	0	0	0	0	0	0	0	0	0	0	0	1	0	1
Aviation/Aeronatics	68	0	0	0	0	0	0	0	0	0	0	0	0	1	0	1
Statistics/Biostatistics	69	0	0	0	0	0	0	0	0	0	0	0	0	1	1	2
Criminology/Criminal Justice	70	0	0	0	0	0	0	0	0	0	0	0	0	0	1	1
Administrative Science/ Public Administration	71	0	0	0	0	0	0	0	0	0	0	0	0	0	0	0
Electronics	72	0	0	0	0	0	0	0	0	0	0	0	0	0	0	0
Urban and Regional Planning	73	0	0	0	0	0	0	0	0	0	0	0	0	2	0	2
Mechanics/Machine Trade	74	0	0	0	0	0	0	0	0	0	0	0	0	0	0	0
Dance	75	0	0	0	0	0	0	0	0	0	0	0	0	0	0	0
Gerontology	76	0	0	0	0	0	0	0	0	0	0	0	0	0	0	0
Public Relations	77	0	0	0	0	0	0	0	0	0	0	0	0	0	0	0
Textiles/Cloth	78	0	0	0	0	0	0	0	0	0	0	0	0	1	0	1
Parks and Recreation	79	0	0	0	0	0	0	0	0	0	0	0	0	1	0	1
Information Technology	80	0	0	0	0	0	0	0	0	0	0	0	0	0	2	2
Don't know/UNCODED	98	0	0	0	0	0	0	0	0	0	0	0	0	2	1	3
No answer	99	0	0	0	0	0	0	0	0	0	0	0	0	1	1	2
Not applicable	IAP	13626	354	7542	353	5907	10334	2817	2765	2812	4510	2023	2044	1852	2345	59284

24. Was that a diploma awarded by your high school at graduation at the end of 12th grade, a GED awarded after you took a test, or something else?

[VAR: DIPGED]

RESPONSE	PUNCH	YEAR														
		<u>1972-82</u>	<u>1982B</u>	<u>1983-87</u>	<u>1987B</u>	<u>1988-91</u>	<u>1993-98</u>	<u>2000</u>	<u>2002</u>	<u>2004</u>	<u>2006</u>	<u>2008</u>	<u>2010</u>	<u>2012</u>	<u>2014</u>	<u>ALL</u>
High School diploma	1	0	0	0	0	0	0	0	0	0	0	0	0	1543	1990	3533
GED	2	0	0	0	0	0	0	0	0	0	0	0	0	133	196	329
Other	3	0	0	0	0	0	0	0	0	0	0	0	0	2	15	17
High School diploma after post high school class	5	0	0	0	0	0	0	0	0	0	0	0	0	6	0	6
Don't know	8	0	0	0	0	0	0	0	0	0	0	0	0	0	1	1
No answer	9	0	0	0	0	0	0	0	0	0	0	0	0	2	6	8
Not applicable	IAP	13626	354	7542	353	5907	10334	2817	2765	2812	4510	2023	2044	288	330	55705

25. Was that a diploma awarded by (RESPONDENT'S SPOUSE)'s high school at graduation at the end of 12th grade, a GED awarded after (RESPONDENT'S SPOUSE) took a test, or something else?

[VAR: SPDIPGED]

<u>RESPONSE</u>	<u>PUNCH</u>	<u>YEAR</u>															
		<u>1972-82</u>	<u>1982B</u>	<u>1983-87</u>	<u>1987B</u>	<u>1988-91</u>	<u>1993-98</u>	<u>2000</u>	<u>2002</u>	<u>2004</u>	<u>2006</u>	<u>2008</u>	<u>2010</u>	<u>2012</u>	<u>2014</u>	<u>ALL</u>	
High School diploma	1	0	0	0	0	0	0	0	0	0	0	0	0	0	735	1101	1836
GED	2	0	0	0	0	0	0	0	0	0	0	0	0	0	44	92	136
Other	3	0	0	0	0	0	0	0	0	0	0	0	0	0	1	3	4
DON'T KNOW	8	0	0	0	0	0	0	0	0	0	0	0	0	0	1	3	4
No answer	9	0	0	0	0	0	0	0	0	0	0	0	0	0	0	0	0
Not applicable	IAP	13626	354	7542	353	5907	10334	2817	2765	2812	4510	2023	2044	1193	1339	57619	

26. In what year did you receive your high school degree?

[VAR: WHENHS]

<u>RESPONSE</u>	<u>PUNCH</u>	<u>YEAR</u>														
		<u>1972-82</u>	<u>1982B</u>	<u>1983-87</u>	<u>1987B</u>	<u>1988-91</u>	<u>1993-98</u>	<u>2000</u>	<u>2002</u>	<u>2004</u>	<u>2006</u>	<u>2008</u>	<u>2010</u>	<u>2012</u>	<u>2014</u>	<u>ALL</u>
Before 1940	1930-1939	0	0	0	0	0	0	0	0	0	0	0	0	0	2	2
1940s	1940-1949	0	0	0	0	0	0	0	0	0	0	0	0	12	15	27
1950s	1950-1959	0	0	0	0	0	0	0	0	0	0	0	0	20	29	49
1960s	1960-1969	0	0	0	0	0	0	0	0	0	0	0	0	59	54	113
1970s	1970-1979	0	0	0	0	0	0	0	0	0	0	0	0	51	81	132
1980s	1980-1989	0	0	0	0	0	0	0	0	0	0	0	0	63	74	137
1990s	1990-1999	0	0	0	0	0	0	0	0	0	0	0	0	67	85	152
2000s	2000-2009	0	0	0	0	0	0	0	0	0	0	0	0	103	126	229
2010s	2010-2014	0	0	0	0	0	0	0	0	0	0	0	0	24	45	69
Don't know	9998	0	0	0	0	0	0	0	0	0	0	0	0	3	7	10
No answer	9999	0	0	0	0	0	0	0	0	0	0	0	0	1	3	4
Not applicable	IAP	13626	354	7542	353	5907	10334	2817	2765	2812	4510	2023	2044	1571	2017	58675

REMARKS: The above collapsed codes are presented for convenience of display only. Respondents were asked this question when DEGREE=1 (has high school degree).

27. In what year did you receive the (COLLEGE NAME) degree?

[VAR: WHENCOL]

RESPONSE	PUNCH	YEAR														
		1972-82	1982B	1983-87	1987B	1988-91	1993-98	2000	2002	2004	2006	2008	2010	2012	2014	ALL
Before 1940	1930-1939	0	0	0	0	0	0	0	0	0	0	0	0	1	0	1
1940s	1940-1949	0	0	0	0	0	0	0	0	0	0	0	0	4	2	6
1950s	1950-1959	0	0	0	0	0	0	0	0	0	0	0	0	24	24	48
1960s	1960-1969	0	0	0	0	0	0	0	0	0	0	0	0	44	52	96
1970s	1970-1979	0	0	0	0	0	0	0	0	0	0	0	0	86	118	204
1980s	1980-1989	0	0	0	0	0	0	0	0	0	0	0	0	121	163	284
1990s	1990-1999	0	0	0	0	0	0	0	0	0	0	0	0	136	147	283
2000s	2000-2009	0	0	0	0	0	0	0	0	0	0	0	0	217	240	457
2010s	2010-2012	0	0	0	0	0	0	0	0	0	0	0	0	67	171	238
Don't know	9998	0	0	0	0	0	0	0	0	0	0	0	0	10	14	24
No answer	9999	0	0	0	0	0	0	0	0	0	0	0	0	1	10	11
Not applicable	IAP	13626	354	7542	353	5907	10334	2817	2765	2812	4510	2023	2044	1263	1597	57947

REMARKS: The above collapsed codes are presented for convenience of display only. Respondents were asked this question when DEGREE=2, 3, or 4 (some college degree).

28. What is the name of the college that awarded your {response to RDEGHfill} degree?

IF ATTENDED MORE THAN ONE COLLEGE AND RECEIVED EQUIVALENT DEGREES FROM MORE THAN ONE COLLEGE (E.G. TWO BACHELOR'S DEGREES FROM DIFFERENT UNIVERSITIES),
 ASK R : "Please tell me the name of the university that granted the degree most relevant to what you are doing now."

IF R CANNOT CHOOSE, RECORD ALL MENTIONED UNIVERSITIES/COLLEGES.

IF THE RESPONDENT RECEIVED MORE THAN ONE GRADUATE LEVEL DEGREE, ASK ABOUT THE HIGHEST DEGREE OBTAINED (E.G. ABOUT A Ph.D. RATHER THAN AN M.B.A.)

[VAR: COLNAME]

A. Sector of Institution

[VAR: SECTOR]

<u>RESPONSE</u>	<u>PUNCH</u>	<u>YEAR</u>															
		<u>1972-82</u>	<u>1982B</u>	<u>1983-87</u>	<u>1987B</u>	<u>1988-91</u>	<u>1993-98</u>	<u>2000</u>	<u>2002</u>	<u>2004</u>	<u>2006</u>	<u>2008</u>	<u>2010</u>	<u>2012</u>	<u>2014</u>	<u>ALL</u>	
Administrative Unit	0	0	0	0	0	0	0	0	0	0	0	0	0	0	1	0	1
Public, 4-year or above	1	0	0	0	0	0	0	0	0	0	0	0	0	0	325	432	757
Private not-for-profit, 4-year or above	2	0	0	0	0	0	0	0	0	0	0	0	0	0	183	242	425
Private for-profit, 4-year or above	3	0	0	0	0	0	0	0	0	0	0	0	0	0	8	23	31
Public, 2-year	4	0	0	0	0	0	0	0	0	0	0	0	0	0	97	90	187
Private not-for-profit, 2-year or less	5	0	0	0	0	0	0	0	0	0	0	0	0	0	4	2	6
Private for-profit, 2-year	6	0	0	0	0	0	0	0	0	0	0	0	0	0	4	1	5
Public, less than 2-year	7	0	0	0	0	0	0	0	0	0	0	0	0	0	0	0	0
Private for-profit, less than 2-year	9	0	0	0	0	0	0	0	0	0	0	0	0	0	6	0	6
Sector Unknown (not active)	99	0	0	0	0	0	0	0	0	0	0	0	0	0	0	0	0
Not Applicable	IAP	13626	354	7542	353	5907	10334	2817	2765	2812	4510	2023	2044	1346	1748	58181	

REMARKS: SECTOR is coded from the Integrated Postsecondary Education Data System (IPEDS) data associated with R's response to COLNAME. IPEDS data are typically available for the year prior to the year of GSS data collection. SECTOR categorizes the whether it is college depending on (1) private or public, (2) for-profit or nonprofit, and (3) 2-year or 4-year.
 See the IPEDS database at <http://nces.ed.gov/ipeds/datacenter/>
 COLNAME is not a publicly released variable.

B. Total Fall Enrollment

[VAR: EFTOTLT]

<u>RESPONSE</u>	<u>PUNCH</u>	<u>YEAR</u>														
		<u>1972-82</u>	<u>1982B</u>	<u>1983-87</u>	<u>1987B</u>	<u>1988-91</u>	<u>1993-98</u>	<u>2000</u>	<u>2002</u>	<u>2004</u>	<u>2006</u>	<u>2008</u>	<u>2010</u>	<u>2012</u>	<u>2014</u>	<u>ALL</u>
0-467	1	0	0	0	0	0	0	0	0	0	0	0	0	14	8	22
468+	2	0	0	0	0	0	0	0	0	0	0	0	0	610	776	1386
No Answer	9	0	0	0	0	0	0	0	0	0	0	0	0	3	4	7
Not Applicable	IAP	13626	354	7542	353	5907	10334	2817	2765	2812	4510	2023	2044	1347	1750	58184

REMARKS: EFTOTLT is coded from the IPEDS data associated with R's response to COLNAME. IPEDS data are typically available for the year prior to the year of GSS data collection. EFTOTLT categorizes the college by the number of full-time and part-time students enrolled in the fall of the most recent year. See the IPEDS database at <http://nces.ed.gov/ipeds/datacenter/>
COLNAME is not a publicly released variable.

C. Graduation Rate

[VAR: BARATE]

<u>RESPONSE</u>	<u>PUNCH</u>	<u>YEAR</u>														
		<u>1972-82</u>	<u>1982B</u>	<u>1983-87</u>	<u>1987B</u>	<u>1988-91</u>	<u>1993-98</u>	<u>2000</u>	<u>2002</u>	<u>2004</u>	<u>2006</u>	<u>2008</u>	<u>2010</u>	<u>2012</u>	<u>2014</u>	<u>ALL</u>
0-39.9%	1	0	0	0	0	0	0	0	0	0	0	0	0	59	89	148
40-57.9%	2	0	0	0	0	0	0	0	0	0	0	0	0	183	212	395
58%+	3	0	0	0	0	0	0	0	0	0	0	0	0	246	356	602
No Answer	9	0	0	0	0	0	0	0	0	0	0	0	0	3	4	7
Not Applicable	IAP	13626	354	7542	353	5907	10334	2817	2765	2812	4510	2023	2044	1483	1877	58447

REMARKS: BARATE is coded from the IPEDS data associated with R's response to COLNAME. IPEDS data are typically available for the year prior to the year of GSS data collection. BARATE categorizes the college by graduation rates within 150% of normal time to completion, depending on whether the institution was a 4-year or 2-year school.
See the IPEDS database at <http://nces.ed.gov/ipeds/datacenter/>
COLNAME is not a publicly released variable.

D. Ratio of Graduate to Undergraduate Students

[VAR: GRADTOUNDER]

<u>RESPONSE</u>	<u>PUNCH</u>	<u>YEAR</u>														
		<u>1972-82</u>	<u>1982B</u>	<u>1983-87</u>	<u>1987B</u>	<u>1988-91</u>	<u>1993-98</u>	<u>2000</u>	<u>2002</u>	<u>2004</u>	<u>2006</u>	<u>2008</u>	<u>2010</u>	<u>2012</u>	<u>2014</u>	<u>ALL</u>
0-.210499	1	0	0	0	0	0	0	0	0	0	0	0	0	161	230	391
.211+	2	0	0	0	0	0	0	0	0	0	0	0	0	316	406	722
No Answer	9	0	0	0	0	0	0	0	0	0	0	0	0	3	4	7
Not Applicable	IAP	13626	354	7542	353	5907	10334	2817	2765	2812	4510	2023	2044	1494	1898	58479

REMARKS: GRADTOUNDER is coded from the IPEDS data associated with R's response to COLNAME. IPEDS data are typically available for the year prior to the year of GSS data collection. GRADTOUNDER categorizes the college by the ratio of graduate-level to undergraduate-level students at the institution, regardless of full-time status. Institutions without graduate students are coded as IAP, as their ratio is always 0. See the IPEDS database at <http://nces.ed.gov/ipeds/datacenter/>. COLNAME is not a publicly released variable.

29. A. Besides attending college for credit, did you complete any courses for credit at an institution such as a business college, technical or vocational school?

[VAR: VOEDCOL]

<u>RESPONSE</u>	<u>PUNCH</u>	<u>YEAR</u>														
		<u>1972-82</u>	<u>1982B</u>	<u>1983-87</u>	<u>1987B</u>	<u>1988-91</u>	<u>1993-98</u>	<u>2000</u>	<u>2002</u>	<u>2004</u>	<u>2006</u>	<u>2008</u>	<u>2010</u>	<u>2012</u>	<u>2014</u>	<u>ALL</u>
Yes	1	0	0	0	0	0	0	0	0	0	0	0	0	287	452	739
No	2	0	0	0	0	0	0	0	0	0	0	0	0	678	1009	1687
DK	8	0	0	0	0	0	0	0	0	0	0	0	0	1	1	2
NA	9	0	0	0	0	0	0	0	0	0	0	0	0	0	0	0
Not applicable	IAP	13626	354	7542	353	5907	10334	2817	2765	2812	4510	2023	2044	1008	1076	57171

REMARKS: VOEDCOL was asked of respondents who attended college before.

B. IF YES: What institution was that?

[VAR: VOEDNME1]

RESPONSE	PUNCH	YEAR														
		1972-82	1982B	1983-87	1987B	1988-91	1993-98	2000	2002	2004	2006	2008	2010	2012	2014	ALL
Jail/Prison	1	0	0	0	0	0	0	0	0	0	0	0	0	1	1	2
High School	2	0	0	0	0	0	0	0	0	0	0	0	0	2	1	3
Company/Business	3	0	0	0	0	0	0	0	0	0	0	0	0	9	8	17
Vocational School/Trades/technical (not High School not College)	4	0	0	0	0	0	0	0	0	0	0	0	0	28	65	93
Secretarial School	5	0	0	0	0	0	0	0	0	0	0	0	0	2	0	2
Adult Education/School	6	0	0	0	0	0	0	0	0	0	0	0	0	3	1	4
Medical/Nursing/Health/Dental/Hospital	7	0	0	0	0	0	0	0	0	0	0	0	0	24	29	53
Union	8	0	0	0	0	0	0	0	0	0	0	0	0	2	3	5
Armed Forces	9	0	0	0	0	0	0	0	0	0	0	0	0	5	16	21
College/University	10	0	0	0	0	0	0	0	0	0	0	0	0	145	216	361
Art/Design	11	0	0	0	0	0	0	0	0	0	0	0	0	2	4	6
Business College (not Business School at a university)	12	0	0	0	0	0	0	0	0	0	0	0	0	6	15	21
Home Study/Correspondence	13	0	0	0	0	0	0	0	0	0	0	0	0	3	0	3
Job Corp	14	0	0	0	0	0	0	0	0	0	0	0	0	3	2	5
Beauty School/Cosmetology	15	0	0	0	0	0	0	0	0	0	0	0	0	5	16	21
Insurance, Real Estate, Finance, Executive Management	16	0	0	0	0	0	0	0	0	0	0	0	0	13	20	33
Police/Fire Academy; Training	17	0	0	0	0	0	0	0	0	0	0	0	0	2	3	5
Development Center	18	0	0	0	0	0	0	0	0	0	0	0	0	2	1	3
Career Center	19	0	0	0	0	0	0	0	0	0	0	0	0	1	3	4
Foreign College/University	20	0	0	0	0	0	0	0	0	0	0	0	0	8	9	17
Other	30	0	0	0	0	0	0	0	0	0	0	0	0	9	30	39
Unknown, uncodeable	98	0	0	0	0	0	0	0	0	0	0	0	0	10	13	23
No answer	99	0	0	0	0	0	0	0	0	0	0	0	0	2	0	2
Not applicable	IAP	13626	354	7542	353	5907	10334	2817	2765	2812	4510	2023	2044	1687	2082	58856

REMARKS: VOEDNME1 describes the type of postsecondary educational institutions respondents attended for credit.
The original question asked for the name of the institution. These were coded into the types of institutions released here.

C. Did you complete any courses for credit at an institution such as a business college, technical or vocational school?

[VAR: VOEDNCOL]

<u>RESPONSE</u>	<u>PUNCH</u>	<u>YEAR</u>														
		<u>1972-82</u>	<u>1982B</u>	<u>1983-87</u>	<u>1987B</u>	<u>1988-91</u>	<u>1993-98</u>	<u>2000</u>	<u>2002</u>	<u>2004</u>	<u>2006</u>	<u>2008</u>	<u>2010</u>	<u>2012</u>	<u>2014</u>	<u>ALL</u>
Yes	1	0	0	0	0	0	0	0	0	0	0	0	0	244	288	532
No	2	0	0	0	0	0	0	0	0	0	0	0	0	503	677	1180
DK	8	0	0	0	0	0	0	0	0	0	0	0	0	0	0	0
NA	9	0	0	0	0	0	0	0	0	0	0	0	0	0	0	0
Not applicable	IAP	13626	354	7542	353	5907	10334	2817	2765	2812	4510	2023	2044	1227	1573	57887

REMARKS: VOEDNCOL was asked if respondents had not attended college before.

D. IF YES: What institution was that?

[VAR: VOEDNME2]

<u>RESPONSE</u>	<u>PUNCH</u>	<u>YEAR</u>														<u>ALL</u>
		<u>1972-82</u>	<u>1982B</u>	<u>1983-87</u>	<u>1987B</u>	<u>1988-91</u>	<u>1993-98</u>	<u>2000</u>	<u>2002</u>	<u>2004</u>	<u>2006</u>	<u>2008</u>	<u>2010</u>	<u>2012</u>	<u>2014</u>	
Jail/Prison	1	0	0	0	0	0	0	0	0	0	0	0	0	0	0	0
High School	2	0	0	0	0	0	0	0	0	0	0	0	0	8	3	11
Company/Business	3	0	0	0	0	0	0	0	0	0	0	0	0	4	3	7
Vocational School/Trades/technical (not High School not College)	4	0	0	0	0	0	0	0	0	0	0	0	0	34	65	99
Secretarial School	5	0	0	0	0	0	0	0	0	0	0	0	0	0	1	1
Adult Education/School	6	0	0	0	0	0	0	0	0	0	0	0	0	5	2	7
Medical/Nursing/Health/Dental/Hospital	7	0	0	0	0	0	0	0	0	0	0	0	0	10	11	21
Union	8	0	0	0	0	0	0	0	0	0	0	0	0	0	3	3
Armed Forces	9	0	0	0	0	0	0	0	0	0	0	0	0	4	7	11
College/University	10	0	0	0	0	0	0	0	0	0	0	0	0	125	119	244
Art/Design	11	0	0	0	0	0	0	0	0	0	0	0	0	0	0	0
Business College (not Business School at a university)	12	0	0	0	0	0	0	0	0	0	0	0	0	12	12	24
Home Study/Correspondence	13	0	0	0	0	0	0	0	0	0	0	0	0	2	2	4
Job Corp	14	0	0	0	0	0	0	0	0	0	0	0	0	1	5	6
Beauty School/Cosmetology	15	0	0	0	0	0	0	0	0	0	0	0	0	11	14	25
Insurance, Real Estate, Finance, Executive Management	16	0	0	0	0	0	0	0	0	0	0	0	0	6	2	8
Police/Fire Academy; Training	17	0	0	0	0	0	0	0	0	0	0	0	0	2	1	3
Development Center	18	0	0	0	0	0	0	0	0	0	0	0	0	1	2	3
Career Center	19	0	0	0	0	0	0	0	0	0	0	0	0	2	1	3
Foreign College/University	20	0	0	0	0	0	0	0	0	0	0	0	0	4	6	10
Other	30	0	0	0	0	0	0	0	0	0	0	0	0	5	23	28
Unknown, uncodeable	98	0	0	0	0	0	0	0	0	0	0	0	0	8	6	14
Not applicable	IAP	13626	354	7542	353	5907	10334	2817	2765	2812	4510	2023	2044	1730	2250	59067

REMARKS: VOEDNME2 describes the type of postsecondary educational institutions respondents attended for credit.
The original question asked for the name of the institution. These were coded into the types of institutions released here.

30. What is the name of the college that awarded your {response to _spfill1} {response to _spfill3} {response to SPDEGHfill} degree?

IF THE SPOUSE ATTENDED MORE THAN ONE COLLEGE AND RECEIVED EQUIVALENT DEGREES FROM MORE THAN ONE COLLEGE (E.G. TWO BACHELOR'S DEGREES FROM DIFFERENT UNIVERSITIES),

ASK: "Please tell me the name of the college that granted the degree most relevant to what she/he is doing now."

IF R CANNOT CHOOSE, RECORD ALL MENTIONED UNIVERSITIES/COLLEGES.

IF THE RESPONDENT RECEIVED MORE THAN ONE GRADUATE LEVEL DEGREE, ASK ABOUT THE HIGHEST DEGREE OBTAINED (E.G. ABOUT A Ph.D. RATHER THAN AN M.B.A.)

[VAR: SPCOLNME]

A. Sector of Institution

[VAR: SPSECTOR]

RESPONSE	PUNCH	YEAR														
		1972-82	1982B	1983-87	1987B	1988-91	1993-98	2000	2002	2004	2006	2008	2010	2012	2014	ALL
Administrative Unit	0	0	0	0	0	0	0	0	0	0	0	0	0	0	2	2
Public, 4-year or above	1	0	0	0	0	0	0	0	0	0	0	0	0	179	254	433
Private not-for-profit, 4-year or above	2	0	0	0	0	0	0	0	0	0	0	0	0	90	142	232
Private for-profit, 4-year or above	3	0	0	0	0	0	0	0	0	0	0	0	0	4	13	17
Public, 2-year	4	0	0	0	0	0	0	0	0	0	0	0	0	30	37	67
Private not-for-profit, 2-year or less	5	0	0	0	0	0	0	0	0	0	0	0	0	0	0	0
Private for-profit, 2-year	6	0	0	0	0	0	0	0	0	0	0	0	0	0	3	3
Public, less than 2-year	7	0	0	0	0	0	0	0	0	0	0	0	0	0	0	0
Private for-profit, less than 2-year	9	0	0	0	0	0	0	0	0	0	0	0	0	0	0	0
Sector Unknown (not active)	99	0	0	0	0	0	0	0	0	0	0	0	0	0	0	0
Not Applicable	IAP	13626	354	7542	353	5907	10334	2817	2765	2812	4510	2023	2044	1671	2087	58845

REMARKS: SPSECTOR is coded from the Integrated Postsecondary Education Data System (IPEDS) data associated with R's spouse's response to SPCOLNME. IPEDS data are typically available for the year prior to the year of GSS data collection. SPSECTOR categorizes the college depending on whether it is (1) private or public, (2) for-profit or nonprofit, and (3) 2-year or 4-year. See the IPEDS database at <http://nces.ed.gov/ipeds/datacenter/>. SPCOLNME is not a publicly released variable.

B. Total Fall Enrollment

[VAR: SPEFTOTLT]

RESPONSE	PUNCH	YEAR														
		1972-82	1982B	1983-87	1987B	1988-91	1993-98	2000	2002	2004	2006	2008	2010	2012	2014	ALL
0-467	1	0	0	0	0	0	0	0	0	0	0	0	0	2	7	9
468+	2	0	0	0	0	0	0	0	0	0	0	0	0	300	439	739
No Answer	9	0	0	0	0	0	0	0	0	0	0	0	0	1	0	1
Not Applicable	IAP	13626	354	7542	353	5907	10334	2817	2765	2812	4510	2023	2044	1671	2092	58850

REMARKS: SPEFTOTLT is coded from the IPEDS data associated with R's spouse's response to SPCOLNME. IPEDS data are typically available for the year prior to the year of GSS data collection. EFTOTLT categorizes the college by the number of full-time and part-time students enrolled in the fall of the most recent year. See the IPEDS database at <http://nces.ed.gov/ipeds/datacenter/>. SPCOLNME is not a publicly released variable.

C. Graduation Rate

[VAR: SPBARATE]

RESPONSE	PUNCH	YEAR														
		1972-82	1982B	1983-87	1987B	1988-91	1993-98	2000	2002	2004	2006	2008	2010	2012	2014	ALL
0-39.9%	1	0	0	0	0	0	0	0	0	0	0	0	0	36	65	101
40-57.9%	2	0	0	0	0	0	0	0	0	0	0	0	0	88	129	217
58%+	3	0	0	0	0	0	0	0	0	0	0	0	0	139	198	337
No Answer	9	0	0	0	0	0	0	0	0	0	0	0	0	1	1	2
Not Applicable	IAP	13626	354	7542	353	5907	10334	2817	2765	2812	4510	2023	2044	1710	2145	58942

REMARKS: SPBARATE is coded from the IPEDS data associated with R's spouse's response to SPCOLNME. IPEDS data are typically available for the year prior to the year of GSS data collection. BARATE categorizes the college by graduation rates within 150% of normal time to completion, depending on whether the institution was a 4-year or 2-year school. See the IPEDS database at <http://nces.ed.gov/ipeds/datacenter/>. SPCOLNME is not a publicly released variable.

D. Ratio of Graduate to Undergraduate students

[VAR: SPGRADTOUNDER]

RESPONSE	PUNCH	YEAR														
		<u>1972-82</u>	<u>1982B</u>	<u>1983-87</u>	<u>1987B</u>	<u>1988-91</u>	<u>1993-98</u>	<u>2000</u>	<u>2002</u>	<u>2004</u>	<u>2006</u>	<u>2008</u>	<u>2010</u>	<u>2012</u>	<u>2014</u>	<u>ALL</u>
0-.210499	1	0	0	0	0	0	0	0	0	0	0	0	0	90	134	224
.211+	2	0	0	0	0	0	0	0	0	0	0	0	0	169	242	411
No Answer	9	0	0	0	0	0	0	0	0	0	0	0	0	1	1	2
Not Applicable	IAP	13626	354	7542	353	5907	10334	2817	2765	2812	4510	2023	2044	1714	2161	58962

REMARKS: SPGRADTOUNDER is coded from the IPEDS data associated with R's spouse's response to COLNAME. IPEDS data are typically available for the year prior to the year of GSS data collection. GRADTOUNDER categorizes the college by the ratio of graduate-level to undergraduate-level students at the institution, regardless of full-time status. Institutions without graduate students are coded as IAP, as their ratio is always 0. See the IPEDS database at <http://nces.ed.gov/ipeds/datacenter/>. SPCOLNME is not a publicly released variable.

28. CODE RESPONDENT'S SEX

[VAR: SEX]

RESPONSE	PUNCH	YEAR														
		<u>1972-82</u>	<u>1982B</u>	<u>1983-87</u>	<u>1987B</u>	<u>1988-91</u>	<u>1993-98</u>	<u>2000</u>	<u>2002</u>	<u>2004</u>	<u>2006</u>	<u>2008</u>	<u>2010</u>	<u>2012</u>	<u>2014</u>	<u>ALL</u>
Male	1	6154	140	3238	137	2538	4492	1229	1228	1280	2003	929	891	886	1141	26286
Female	2	7472	214	4304	216	3369	5842	1588	1537	1532	2507	1094	1153	1088	1397	33313

REMARKS: Interviewer coded. See Appendix T, GSS Methodological Report No. 9. If planning to perform trend analysis with this variable, please consult GSS Methodological Report No. 56.

29. CODE WITHOUT ASKING ONLY IF THERE IS NO DOUBT IN YOUR MIND.
What race do you consider yourself? RECORD VERBATIM AND CODE.

[VAR: RACE]

RESPONSE	PUNCH	YEAR														
		<u>1972-82</u>	<u>1982B</u>	<u>1983-87</u>	<u>1987B</u>	<u>1988-91</u>	<u>1993-98</u>	<u>2000</u>	<u>2002</u>	<u>2004</u>	<u>2006</u>	<u>2008</u>	<u>2010</u>	<u>2012</u>	<u>2014</u>	<u>ALL</u>
White	1	11982	0	6476	0	4967	8420	2213	2188	2234	3284	1559	1551	1477	1890	48241
Black	2	1539	354	862	353	706	1369	429	410	377	634	281	309	301	386	8310
Other (SPECIFY) [See REMARKS]	3	105	0	204	0	234	545	175	167	201	592	183	184	196	262	3048

REMARKS: Interviewer coded except in cases where question suggested was asked. Punch 3 in RACE (Other SPECIFY) included 1 Aleut, 154 American Indian, 1 Arab, 139 Asian, 1 Chamorro, 24 Chinese, 1 Chinese/Japanese, 1 Creole, 2 Cuban, 1 Dominican, 1 Egyptian 38 Filipino, 1 Guyanese, 6 Hawaiian, 6 Hindu, 267 Hispanic, 1 Hmong, 4 Human, 31 Indian (Asian), 1 Indonesian, 1 Israelite, 3 Iranian, 1 Jamaican, 29 Japanese, 11 Korean, 3 Laos, 4 Latin, 3 Latino, 2 Lebanese, 1 Malaysian, 2 Mestizo, 59 Mexican, 3 Mulatto, 18 Native American, 49 Oriental, 5 Pacific Islander, 3 Polynesian, 22 Puerto Rican, 30 Spanish, 2 Thai, 3 Vietnamese, 1 West Indies, 8 "Mixed", 1 "mixed bag", 1 "person of color", "1/2 American Indian, 1/2 Hispanic", 1 "halfbreed", 5 "Brown," and 3 "Yellow," 2 "Amerasian," 2 "Biracial," 1 "Black and Asian," and 1 "Black and White," 1 "Black, American Indian, and Spanish," 1 "Asian Pacific Islander," 1 "White Indian American," and 1 "American Indian/White," 1 "Euro-Asian," 1 "don't have one, just me," 1 "White+Mexican," 2 "1/2 Caucasian, 1/2 Philippines," 1 "African Cherokee," 1 "Mexican and Indian," 1 "American/Bangdi" and 1 "wheat color." If planning to perform trend analysis with this variable, please consult GSS Methodological Report No. 56. In 2000 RACE was based on RACESEE, RACEDBTF and RACESELF. RACE was asked as indicated above from 1972 to 2000. Starting in 2002 RACE was replaced by RACECEN1,2,3 and RACE was imputed based on these and other variables. See Appendix D: Recodes. See RACECEN1,2,3 for the new race variables first used in 2000. See GSS Methodological Reports 85 and 89.

Intent of Recode: In 2002 the GSS switched from asking race in this three category format and adopted an item based on the new Census race questions (RACECEN1,2,3). For 2002 onwards RACE is imputed based on RACECEN1,2,3; ETHNIC, ETH1,2,3; and HISPANIC so researchers have one race variable covering all years.

Method of Recode: In 2000 both RACE and RACECEN1,2,3 were asked on the GSS. Along with other racial and ethnicity variables (ETHNIC, ETH1,2,3, HISPANIC), RACECEN1,2,3 were used to reproduce the racial classification produced by RACE. This same procedure has since been used to create RACE in 2002 onwards.

30. Which of the categories on this card comes closest to the type of place you were living in when you were 16 years old?

HAND CARD C

[VAR: RES16]

<u>RESPONSE</u>	<u>PUNCH</u>	<u>YEAR</u>														
		<u>1972-82</u>	<u>1982B</u>	<u>1983-87</u>	<u>1987B</u>	<u>1988-91</u>	<u>1993-98</u>	<u>2000</u>	<u>2002</u>	<u>2004</u>	<u>2006</u>	<u>2008</u>	<u>2010</u>	<u>2012</u>	<u>2014</u>	<u>ALL</u>
In open country but not on a farm	1	1422	32	776	30	650	1204	311	327	318	374	227	213	217	275	6376
On a farm	2	3009	78	1403	57	997	1438	385	315	274	268	213	198	206	211	9052
In a small city or town (under 50,000)	3	4250	83	2378	85	1911	3176	871	831	999	1005	653	672	596	813	18323
In a medium-size city (50,000-250,000)	4	1721	50	1150	71	864	1633	461	439	427	523	340	369	376	438	8862
In a suburb near a large city	5	1020	24	735	21	608	1291	333	390	364	385	252	261	280	377	6341
In a large city (over 250,000)	6	2177	83	1084	87	864	1572	449	459	429	434	337	328	298	421	9022
Don't know	8	7	0	4	0	5	9	1	3	1	2	1	2	1	2	38
No answer	9	20	4	12	2	8	11	6	1	0	1	0	1	0	1	67
Not Applicable	IAP	0	0	0	0	0	0	0	0	0	1518	0	0	0	0	1518

REMARKS: Card C contained responses for Punches 1 to 6.

31. In what state or foreign country were you living when you were 16 years old?
REFER TO REGION CODES BELOW AND ENTER CODE NUMBERS IN BOX.

[VAR: REG16]

RESPONSE	PUNCH	YEAR														
		1972-82	1982B	1983-87	1987B	1988-91	1993-98	2000	2002	2004	2006	2008	2010	2012	2014	ALL
New England	1	569	1	436	2	317	508	129	148	105	165	83	76	102	118	2759
Middle Atlantic	2	2353	27	1154	40	911	1629	470	443	398	591	289	294	248	359	9206
East North Central	3	2849	51	1526	59	1159	1940	510	546	548	802	359	380	347	447	11523
West North Central	4	1224	9	761	16	581	826	204	215	190	284	144	134	133	144	4865
South Atlantic	5	2316	115	1053	118	883	1536	401	382	459	762	326	321	332	379	9383
East South Central	6	1011	72	687	72	461	778	204	202	151	252	101	130	113	155	4389
West South Central	7	1215	48	626	26	481	983	286	253	295	404	175	179	163	208	5342
Mountain	8	436	3	343	4	271	496	148	117	160	253	104	97	98	146	2676
Pacific	9	1100	16	624	5	549	1034	274	264	312	508	249	244	233	302	5714
Foreign	0	553	12	332	11	294	604	191	195	194	489	193	189	205	280	3742

REMARKS: See Appendix D: Recodes, for discussion of the recoding of the original question.

New England = Maine, Vermont, New Hampshire, Massachusetts, Connecticut, Rhode Island

Middle Atlantic = New York, New Jersey, Pennsylvania

East North Central = Wisconsin, Illinois, Indiana, Michigan, Ohio

West North Central = Minnesota, Iowa, Missouri, North Dakota, South Dakota, Nebraska, Kansas

South Atlantic = Delaware, Maryland, West Virginia, Virginia, North Carolina, South Carolina, Georgia, Florida, District of Columbia

East South Central = Kentucky, Tennessee, Alabama, Mississippi

West South Central = Arkansas, Oklahoma, Louisiana, Texas

Mountain = Montana, Idaho, Wyoming, Nevada, Utah, Colorado, Arizona, New Mexico

Pacific = Washington, Oregon, California, Alaska, Hawaii

IF STATE NAMED IS SAME STATE R. LIVES IN NOW, ASK A:

- A. When you were 16 years old, were you living in this same (city/town/county)?

[VAR: MOBILE16]

RESPONSE	PUNCH	YEAR														
		1972-82	1982B	1983-87	1987B	1988-91	1993-98	2000	2002	2004	2006	2008	2010	2012	2014	ALL
Same State, same City	1	5759	202	3146	155	2375	4035	1100	1153	1116	1120	807	805	749	928	23450
Same State, different City	2	3372	29	1923	48	1568	2612	732	698	739	707	475	523	487	627	14540
Different State	3	4169	117	2397	144	1920	2660	969	912	956	1155	741	714	729	983	18566
Don't know	8	1	0	0	0	1	0	1	0	0	0	0	1	2	0	6
No answer	9	325	6	76	6	43	39	15	2	1	10	0	1	7	0	531
Not applicable	IAP	0	0	0	0	0	0	0	0	0	1518	0	0	0	0	1518

32. Were you living with both your own mother and father around the time you were 16? (IF NO: With whom were you living around that time?) (IF R. MARRIED OR LEFT HOME BY AGE 16, PROBE "BEFORE THAT.")

[VAR: FAMILY16]

RESPONSE	PUNCH	YEAR														
		<u>1972-82</u>	<u>1982B</u>	<u>1983-87</u>	<u>1987B</u>	<u>1988-91</u>	<u>1993-98</u>	<u>2000</u>	<u>2002</u>	<u>2004</u>	<u>2006</u>	<u>2008</u>	<u>2010</u>	<u>2012</u>	<u>2014</u>	<u>ALL</u>
Both own mother and father (GO TO MAWORK)	1	10279	192	5687	196	4319	7264	1936	1861	1967	2085	1375	1358	1303	1672	41494
Father and stepmother (ASK FAMDIF16)	2	247	7	135	4	100	278	61	49	48	54	25	32	39	43	1122
Mother and stepfather (ASK FAMDIF16)	3	525	16	300	19	294	528	151	179	148	189	119	125	129	160	2882
Father only (ASK FAMDIF16)	4	327	9	158	15	136	230	63	76	68	75	50	57	53	62	1379
Mother only (ASK FAMDIF16)	5	1418	85	815	72	689	1363	417	390	388	404	300	319	294	410	7364
Some other male relative (No female head) (SPECIFY AND ASK FAMDIF16) [See REMARKS]	6	53	1	22	3	19	27	9	13	5	6	12	5	5	12	192
Some other <u>female relative</u> (No male head) (SPECIFY AND ASK FAMDIF16) [See REMARKS]	7	174	16	110	21	93	152	43	56	33	41	36	35	39	44	893
Other arrangement with <u>relatives</u> (e.g., aunt and uncle, grandparents) (ASK FAMDIF16)	8	357	16	173	15	111	221	58	58	61	49	39	44	47	59	1308
Other (SPECIFY AND ASK FAMDIF16) [See REMARKS]	0	236	10	139	7	144	268	79	80	93	88	67	69	65	76	1421
No answer	9	10	2	3	1	2	3	0	3	1	1	0	0	0	0	26
Not applicable	IAP	0	0	0	0	0	0	0	0	0	1518	0	0	0	0	1518

A. IF NOT LIVING WITH BOTH OWN MOTHER AND FATHER: What happened?

[VAR: FAMDIF16]

RESPONSE	PUNCH	YEAR														
		1972-82	1982B	1983-87	1987B	1988-91	1993-98	2000	2002	2004	2006	2008	2010	2012	2014	ALL
One or both parents died	1	1611	58	833	56	604	948	238	232	192	217	163	151	130	154	5587
Parents divorced or separated	2	1050	68	728	67	721	1485	398	485	473	512	357	388	369	514	7615
Father absent in armed forces	3	6	0	3	1	3	5	2	2	3	1	1	3	5	3	38
One or both parents in institution	4	14	0	5	0	5	10	8	8	4	15	4	7	7	11	98
Other (SPECIFY) [See REMARKS]	5	213	28	198	22	194	484	134	166	162	155	119	129	155	176	2335
Don't know	8	12	5	19	4	23	33	9	3	2	3	2	4	3	4	126
No answer	9	26	3	69	7	38	105	92	8	9	4	2	5	2	4	374
Not applicable (Punch 1 in FAMILY16)	IAP	10694	192	5687	196	4319	7264	1936	1861	1967	3603	1375	1357	1303	1672	43426

REMARKS: Contents of Punches 6, 7, 0 in FAMILY16 (Other SPECIFY), and Punch 5 in FAMDIF16 (Other SPECIFY) are available from NORC. See Appendix N for changes across surveys. If planning to perform trend analysis with FAMILY16, please consult GSS Methodological Report No. 56.

IF NOT LIVING WITH OWN FATHER, ASK
PAOCC16 to PAIND16, PAEDUC, AND PADEG
IN TERMS OF STEPFATHER OR OTHER MALE SPECIFIED ABOVE.
IF NO STEPFATHER OR OTHER MALE, SKIP
PAOCC16 to PAIND16, PAEDUC, AND PADEG.

IF NOT LIVING WITH OWN MOTHER, ASK
MAEDUC AND MADEG
IN TERMS OF STEPMOTHER OR OTHER FEMALE SPECIFIED ABOVE.
IF NO STEPMOTHER OR OTHER FEMALE, SKIP
MAEDUC AND MADEG.
NOTE SPECIAL INSTRUCTIONS BEFORE MAWORK

ASK ONLY FOR RESPONDENTS WHO LIVED WITH OWN MOTHER (SEE FAMILY16): (OTHERS SKIP TO MAWRKGRW)

33. Did your mother ever work for pay for as long as a year, after she was married?

[VAR: MAWORK]

RESPONSE	PUNCH	YEAR														
		1972-82	1982B	1983-87	1987B	1988-91	1993-98	2000	2002	2004	2006	2008	2010	2012	2014	ALL
Yes (ASK MAWKBABY & MAWKBORN)	1	5325	168	4121	199	3347	940	0	0	0	0	0	0	0	0	14100
No	2	5169	96	2577	81	1840	449	0	0	0	0	0	0	0	0	10212
Don't know	8	166	13	91	6	98	37	0	0	0	0	0	0	0	0	411
No answer	9	183	18	19	2	19	14	0	0	0	0	0	0	0	0	255
Not applicable (Punches 2,4,6,7,8, and some cases Punch 0 in FAMILY16)	IAP	2783	59	734	65	603	8894	2817	2765	2812	4510	2023	2044	1974	2538	34621

IF YES:

A. Did she work for as long as a year before you started first grade?

[VAR: MAWKBABY]

<u>RESPONSE</u>	<u>PUNCH</u>	<u>YEAR</u>											<u>ALL</u>			
		<u>1972-82</u>	<u>1982B</u>	<u>1983-87</u>	<u>1987B</u>	<u>1988-91</u>	<u>1993-98</u>	<u>2000</u>	<u>2002</u>	<u>2004</u>	<u>2006</u>	<u>2008</u>		<u>2010</u>	<u>2012</u>	<u>2014</u>
Yes	1	2172	112	344	0	0	0	0	0	0	0	0	0	0	0	2628
No	2	2920	46	478	0	0	0	0	0	0	0	0	0	0	0	3444
Don't know	8	218	10	43	0	0	0	0	0	0	0	0	0	0	0	271
No answer	9	140	18	3	0	0	0	0	0	0	0	0	0	0	0	161
Not applicable (Punches 2, 8, and IAP in MAWORK)	IAP	8176	168	6674	353	5907	10334	2817	2765	2812	4510	2023	2044	1974	2538	53095

B. Did she work for as long as a year after you were born and before you started first grade?

[VAR: MAWKBORN]

<u>RESPONSE</u>	<u>PUNCH</u>	<u>YEAR</u>											<u>ALL</u>			
		<u>1972-82</u>	<u>1982B</u>	<u>1983-87</u>	<u>1987B</u>	<u>1988-91</u>	<u>1993-98</u>	<u>2000</u>	<u>2002</u>	<u>2004</u>	<u>2006</u>	<u>2008</u>		<u>2010</u>	<u>2012</u>	<u>2014</u>
Yes	1	0	0	340	136	1452	600	0	0	0	0	0	0	0	0	2528
No	2	0	0	451	50	1768	686	0	0	0	0	0	0	0	0	2955
Don't know	8	0	0	24	11	120	49	0	0	0	0	0	0	0	0	204
No answer	9	0	0	10	4	26	25	0	0	0	0	0	0	0	0	65
Not applicable (Punches 2, 8, and IAP in MAWORK or MAWRKGRW)	IAP	13626	354	6717	152	2541	8974	2817	2765	2812	4510	2023	2044	1974	2538	53847

C. Did she work for as long as a year around the time you were 16?

[VAR: MAWK16]

<u>RESPONSE</u>	<u>PUNCH</u>	<u>YEAR</u>											<u>ALL</u>			
		<u>1972-82</u>	<u>1982B</u>	<u>1983-87</u>	<u>1987B</u>	<u>1988-91</u>	<u>1993-98</u>	<u>2000</u>	<u>2002</u>	<u>2004</u>	<u>2006</u>	<u>2008</u>		<u>2010</u>	<u>2012</u>	<u>2014</u>
Yes	1	3546	138	584	0	0	0	0	0	0	0	1313	0	0	0	5581
No	2	1730	29	273	0	0	0	0	0	0	0	606	0	0	0	2638
Don't know	8	25	0	4	0	0	0	0	0	0	0	19	0	0	0	48
No answer	9	149	19	7	0	0	0	0	0	0	0	2	0	0	0	177
Not applicable (Punches 2, 8, and IAP in MAWORK)	IAP	8176	168	6674	353	5907	10334	2817	2765	2812	4510	83	2044	1974	2538	51155

REMARKS: Prior to 1994, MAWORK served as a filter question for MAWKBORN; in 1994, MAWRKGRW replaced MAWORK as the filter question for MAWKBORN.

34. Did your mother ever work for pay for as long as a year, while you were growing up?

[VAR: MAWRKGRW]

RESPONSE	PUNCH	YEAR														
		1972-82	1982B	1983-87	1987B	1988-91	1993-98	2000	2002	2004	2006	2008	2010	2012	2014	ALL
Yes	1	0	0	0	0	0	5090	1654	1647	1735	1842	1313	1381	1372	1690	17724
No	2	0	0	0	0	0	3102	997	918	875	944	606	583	532	740	9297
Don't know	8	0	0	0	0	0	54	21	14	9	6	19	16	11	22	172
No answer	9	0	0	0	0	0	84	13	17	27	31	2	2	1	3	180
Not applicable (Punches 2,4,6,7,8, and some cases Punch 0 in FAMILY16)	IAP	13626	354	7542	353	5907	2004	132	169	166	1687	83	62	58	77	32220

35. Thinking about the time when you were 16 years old, compared with American families in general then, would you say your family income was--far below average, below average, average, above average, or far above average? (PROBE: Just your best guess.)

[VAR: INCOM16]

RESPONSE	PUNCH	YEAR														
		1972-82	1982B	1983-87	1987B	1988-91	1993-98	2000	2002	2004	2006	2008	2010	2012	2014	ALL
Far below average	1	1011	52	569	57	501	236	0	151	237	321	203	206	181	271	3996
Below average	2	3223	127	1722	119	1389	710	0	432	637	754	506	550	523	656	11348
Average	3	7263	147	3856	138	2932	1593	0	933	1151	1303	907	843	875	1118	23059
Above average	4	1767	16	1175	25	913	495	0	345	377	475	330	353	304	403	6978
Far above average	5	208	6	131	9	97	60	0	36	58	49	44	51	47	56	852
Lived in institution	7	10	0	0	0	0	0	0	0	0	0	0	0	0	0	10
Don't know	8	109	5	61	3	54	28	0	21	35	43	31	34	38	30	492
No answer	9	35	1	28	2	21	6	0	3	5	47	2	7	6	4	167
Not applicable	IAP	0	0	0	0	0	7206	2817	844	312	1518	0	0	0	0	12697

REMARKS: See Appendix N for changes across surveys.

36. Were you born in this country?

[VAR: BORN]

RESPONSE	PUNCH	YEAR														
		1972-82	1982B	1983-87	1987B	1988-91	1993-98	2000	2002	2004	2006	2008	2010	2012	2014	ALL
Yes	1	5639	339	7027	331	5500	9462	2537	2503	2539	2575	1758	1795	1700	2184	45889
No	2	389	13	487	20	379	811	271	256	272	417	265	248	271	354	4453
Don't know	8	1	0	0	0	1	1	2	3	0	0	0	0	0	0	8
No answer	9	7	2	28	2	27	60	7	3	1	0	0	1	3	0	141
Not applicable	IAP	7590	0	0	0	0	0	0	0	0	1518	0	0	0	0	9108

37. Were both your parents born in this country? (IF THE RESPONDENT IS UNCERTAIN OF PARENT, USE SAME PERSONS AS IN PAOCC16 to PAIND16, PAEDUC, MAEDUC, PADEG, AND MADEG.)

[VAR: PARBORN]

RESPONSE	PUNCH	YEAR														
		1972-82	1982B	1983-87	1987B	1988-91	1993-98	2000	2002	2004	2006	2008	2010	2012	2014	ALL
Both born in US	0	4833	330	6191	333	4888	8595	2306	2273	2295	2360	1598	1631	1504	1950	41087
Mother yes, father no	1	235	1	266	1	212	301	86	86	80	91	59	40	54	69	1581
Mother no, father yes	2	141	1	166	2	134	203	75	72	61	55	34	44	59	66	1113
Mother yes, father DK	3	12	0	10	0	12	28	5	4	2	6	3	2	8	6	98
Mother no, father DK	4	1	0	4	0	1	4	3	3	3	5	2	1	2	2	31
Mother DK, father yes	5	0	0	1	0	2	3	0	1	0	1	0	1	0	3	12
Mother DK, father no	6	1	0	2	0	2	3	0	0	1	1	1	0	1	3	15
Mother DK, father DK	7	11	0	7	1	7	13	4	0	1	1	0	1	1	0	47
Neither born in US	8	793	20	864	14	622	1126	332	314	359	467	320	314	336	435	6316
No answer	9	9	2	31	2	27	58	6	12	10	5	6	10	9	4	191
Not applicable	IAP	7590	0	0	0	0	0	0	0	0	1518	0	0	0	0	9108

38. Were all of your four grandparents born in this country?

Yes.....	1
No..... (ASK GRANBORN)	2
Don't know.....	3

A. How many were born outside the United States?

[VAR: GRANBORN]

RESPONSE	PUNCH	YEAR														
		1972-82	1982B	1983-87	1987B	1988-91	1993-98	2000	2002	2004	2006	2008	2010	2012	2014	ALL
None	0	3253	304	4042	298	3275	5950	1605	1626	1652	1676	1149	1152	1087	1356	28425
One	1	358	4	497	6	364	624	152	153	169	181	128	115	121	160	3032
Two	2	688	7	856	9	631	1109	307	281	274	275	194	194	202	272	5299
Three	3	159	0	186	0	159	227	61	57	55	72	40	38	34	53	1141
Four	4	1263	19	1490	12	1057	1727	476	492	525	649	409	412	409	557	9497
Don't know	8	97	1	71	3	64	75	25	14	19	18	7	19	11	13	437
No answer	9	23	2	46	3	36	70	17	8	2	0	0	3	6	1	217
Not applicable (Punch 8, GRANBORN)	IAP	7785	17	354	22	321	552	174	134	116	1639	96	111	104	126	11551

39. Household Size and Composition (see Appendix D: Recodes, for information about these variables)

[VAR: HOMPOP]

RESPONSE	PUNCH	YEAR														
		1972-82	1982B	1983-87	1987B	1988-91	1993-98	2000	2002	2004	2006	2008	2010	2012	2014	ALL
1	1	2084	84	1623	93	1362	2661	742	870	706	1220	523	612	530	695	13805
2	2	4169	89	2370	88	1981	3447	929	940	1080	1563	701	718	728	997	19800
3	3	2517	58	1404	52	1015	1759	459	454	441	716	322	318	273	385	10173
4	4	2328	51	1183	57	935	1561	433	291	342	590	277	224	243	261	8776
5	5	1370	35	623	32	393	574	160	145	157	267	125	85	122	132	4220
6	6	627	16	209	19	129	219	64	41	62	100	54	46	56	47	1689
7	7	277	5	72	5	59	75	15	16	15	37	13	24	14	15	642
8	8	133	10	27	2	17	24	2	3	5	11	6	6	7	1	254
9	9	54	3	16	3	10	11	8	3	2	3	1	6	0	3	123
10	10	62	3	15	2	5	3	5	2	2	3	1	5	1	2	111
11	11	0	0	0	0	0	0	0	0	0	0	0	0	0	0	0
Don't Know	98	0	0	0	0	0	0	0	0	0	0	0	0	0	0	0
No answer	99	5	0	0	0	1	0	0	0	0	0	0	0	0	0	6

REMARKS: The response categories have been collapsed for convenience of display.

A. NUMBER OF MEMBERS UNDER 6. UNDER 6 YEARS:

[VAR: BABIES]

RESPONSE	PUNCH	YEAR														
		1972-82	1982B	1983-87	1987B	1988-91	1993-98	2000	2002	2004	2006	2008	2010	2012	2014	ALL
0	0	10720	265	6148	272	4798	8615	2322	2379	2439	3850	1697	1759	1686	2275	49225
1	1	1899	56	939	58	734	1215	315	259	241	421	187	201	180	177	6882
2	2	778	29	359	17	289	417	115	74	96	167	93	60	75	68	2637
3	3	159	4	65	5	35	69	16	22	15	29	15	11	12	11	468
4	4	24	0	8	0	2	6	2	2	1	5	2	3	1	3	59
5	5	3	0	1	1	1	0	0	0	0	0	0	2	0	0	8
6	6	0	0	0	0	0	1	0	0	0	0	0	0	0	0	1
7	7	0	0	0	0	0	0	0	0	0	0	0	0	0	0	0
8	8	0	0	0	0	0	0	0	0	0	0	0	0	0	0	0
No answer	9	43	0	22	0	48	11	47	29	20	38	29	8	20	4	319

B. NUMBER OF MEMBERS 6 TO 12 YEARS. 6-12 YEARS:

[VAR: PRETEEN]

<u>RESPONSE</u>	<u>PUNCH</u>	<u>YEAR</u>														
		<u>1972-82</u>	<u>1982B</u>	<u>1983-87</u>	<u>1987B</u>	<u>1988-91</u>	<u>1993-98</u>	<u>2000</u>	<u>2002</u>	<u>2004</u>	<u>2006</u>	<u>2008</u>	<u>2010</u>	<u>2012</u>	<u>2014</u>	<u>ALL</u>
0	0	10250	257	6013	258	4675	8400	2200	2337	2358	3748	1673	1739	1636	2220	47764
1	1	1949	69	947	55	730	1218	377	260	282	483	219	186	210	195	7180
2	2	1002	20	458	35	335	574	152	109	126	199	78	84	90	93	3355
3	3	293	5	81	3	81	111	28	26	21	38	19	23	16	24	769
4	4	65	3	14	2	14	15	9	3	6	2	5	3	1	2	144
5	5	19	0	4	0	1	1	4	0	0	2	0	0	0	0	31
6	6	4	0	1	0	0	2	0	0	0	1	0	1	0	0	9
7	7	0	0	0	0	0	0	0	0	0	0	0	0	0	0	0
8	8	0	0	0	0	0	0	0	0	0	0	0	1	0	0	1
No answer	9	44	0	24	0	71	13	47	30	19	37	29	7	21	4	346

C. NUMBER OF MEMBERS 13 TO 17 YEARS OLD. 13-17 YEARS:

[VAR: TEENS]

<u>RESPONSE</u>	<u>PUNCH</u>	<u>YEAR</u>														
		<u>1972-82</u>	<u>1982B</u>	<u>1983-87</u>	<u>1987B</u>	<u>1988-91</u>	<u>1993-98</u>	<u>2000</u>	<u>2002</u>	<u>2004</u>	<u>2006</u>	<u>2008</u>	<u>2010</u>	<u>2012</u>	<u>2014</u>	<u>ALL</u>
0	0	10651	277	6217	288	5012	8850	2360	2437	2427	3835	1711	1800	1713	2250	49828
1	1	1805	44	924	38	652	1126	316	230	256	470	207	161	185	197	6611
2	2	856	22	315	20	182	318	79	64	102	149	64	55	48	68	2342
3	3	230	8	62	5	28	32	18	4	8	21	10	8	7	8	449
4	4	43	2	7	2	1	5	1	0	2	2	1	0	1	2	69
5	5	6	1	0	0	0	1	0	0	0	1	0	0	0	0	9
6	6	1	0	1	0	0	0	0	0	0	0	0	0	0	0	2
7	7	0	0	0	0	0	0	0	0	1	0	0	0	0	0	1
8 or more	8	1	0	0	0	0	0	0	0	0	0	0	0	0	0	1
No answer	9	33	0	16	0	32	2	43	30	16	32	30	20	20	13	287

D. NUMBER OF MEMBERS OVER 17 YEARS OLD. 18+ YEARS:

[VAR: ADULTS]

RESPONSE	PUNCH	YEAR														
		1972-82	1982B	1983-87	1987B	1988-91	1993-98	2000	2002	2004	2006	2008	2010	2012	2014	ALL
1	1	2680	126	2028	143	1747	3394	959	1045	876	1490	668	728	634	828	17346
2	2	8269	145	4248	143	3309	5564	1511	1365	1549	2395	1050	1022	1028	1318	32916
3	3	1847	59	902	37	610	1041	253	259	278	444	227	189	199	264	6609
4	4	607	19	279	21	183	273	77	75	86	139	52	70	75	89	2045
5	5	155	3	65	8	42	47	13	21	13	33	18	22	17	23	480
6	6	34	0	16	1	13	12	2	0	3	7	4	5	5	6	108
7	7	6	1	4	0	3	2	0	0	2	1	0	2	0	1	22
8 or more	8	6	1	0	0	0	0	0	0	1	1	0	0	0	0	9
No answer	9	22	0	0	0	0	1	2	0	4	0	4	6	16	9	64

REMARKS: See Appendices D and N for recodes and wording changes. See Appendix T, GSS Methodological Report No. 3. See Appendix A for use of ADULTS as weight. If planning to perform trend analysis with this variable, please consult GSS Methodological Report No. 56.

40. Is everyone in the household related to you in some way?

- Yes
- No (ASK UNRELAT)

A. IF NO: How many persons in the household are not related to you in any way?

[VAR: UNRELAT]

RESPONSE	PUNCH	YEAR														
		1972-82	1982B	1983-87	1987B	1988-91	1993-98	2000	2002	2004	2006	2008	2010	2012	2014	ALL
0	0	10877	258	5345	228	4051	6106	1640	1647	1744	2692	1245	1135	1156	1456	39580
1	1	470	9	353	14	347	620	194	168	166	231	104	137	133	167	3113
2	2	99	0	92	4	62	141	38	39	22	62	19	28	29	45	680
3	3	36	0	27	8	22	58	17	17	9	29	13	12	13	15	276
4	4	21	1	7	2	4	14	5	7	3	5	3	3	6	4	85
5	5	6	0	5	0	4	8	4	2	4	1	1	4	3	2	44
6	6	4	0	3	0	0	3	0	0	1	1	0	0	0	1	13
7	7	2	0	0	0	1	0	0	0	1	0	0	0	1	0	5
8 or more	8	3	0	0	0	0	2	0	3	1	0	0	1	1	3	14
No answer	9	24	2	89	4	53	150	2	1	0	6	1	0	0	1	333
Not applicable (Punch 1 in HOMPOP)	IAP	2084	84	1621	93	1363	3232	917	881	861	1483	637	724	632	844	15456

REMARKS: See Appendix N for changes across surveys.

41. Just thinking about your family now--those people in the household who are related to you . . . How many persons in the family, including yourself, earned any money last year - [the previous year] - from any job or employment?

[VAR: EARNRS]

<u>RESPONSE</u>	<u>PUNCH</u>	<u>YEAR</u>														
		<u>1972-82</u>	<u>1982B</u>	<u>1983-87</u>	<u>1987B</u>	<u>1988-91</u>	<u>1993-98</u>	<u>2000</u>	<u>2002</u>	<u>2004</u>	<u>2006</u>	<u>2008</u>	<u>2010</u>	<u>2012</u>	<u>2014</u>	<u>ALL</u>
None	0	1893	64	1274	57	1129	1652	471	466	394	645	328	354	369	467	9563
One	1	5504	139	2861	164	2202	4129	1162	1097	1131	1890	791	825	770	1023	23688
Two	2	4350	104	2454	93	1842	3406	942	918	996	1502	668	632	637	797	19341
Three	3	1079	28	567	21	471	676	177	165	179	290	166	143	119	171	4252
Four	4	462	7	225	7	168	254	47	69	78	121	44	55	56	49	1642
Five	5	141	2	68	4	40	40	7	19	13	37	18	13	8	13	423
Six	6	33	2	12	1	11	8	2	8	4	4	4	5	2	3	99
Seven	7	9	0	5	0	1	3	0	1	3	0	0	2	0	1	25
Eight or more	8	5	0	0	0	2	5	2	3	7	0	1	1	1	0	27
No answer	9	150	8	76	6	41	161	7	19	7	21	3	14	12	14	539

42. In which of these groups did your total family income, from all sources, fall last year before taxes, that is? Just tell me the letter.

HAND CARD D

[VAR: INCOME]

<u>RESPONSE</u>	<u>PUNCH</u>	<u>YEAR</u>														
		<u>1972-82</u>	<u>1982B</u>	<u>1983-87</u>	<u>1987B</u>	<u>1988-91</u>	<u>1993-98</u>	<u>2000</u>	<u>2002</u>	<u>2004</u>	<u>2006</u>	<u>2008</u>	<u>2010</u>	<u>2012</u>	<u>2014</u>	<u>ALL</u>
Under \$1,000	1	195	12	70	3	51	102	30	39	46	43	20	47	25	40	723
\$ 1,000 to 2,999	2	628	20	150	24	82	119	32	26	30	38	27	27	26	32	1261
\$ 3,000 to 3,999	3	606	25	207	16	94	103	25	30	21	29	23	16	18	19	1232
\$ 4,000 to 4,999	4	487	18	217	16	137	137	20	18	19	27	9	9	10	14	1138
\$ 5,000 to 5,999	5	510	21	212	16	143	161	29	27	25	40	15	21	8	20	1248
\$ 6,000 to 6,999	6	488	20	186	13	125	138	35	30	38	45	20	19	24	18	1199
\$ 7,000 to 7,999	7	525	12	189	19	118	149	38	29	24	48	28	27	24	16	1246
\$ 8,000 to 9,999	8	881	22	317	17	184	255	74	72	36	83	34	39	38	50	2102
\$10,000 to 14,999	9	2350	53	926	53	613	820	207	183	160	287	105	147	140	150	6194
\$15,000 to 19,999	10	1608	28	714	31	566	720	202	168	153	228	99	99	106	114	4836
\$20,000 to 24,999	11	1179	24	843	32	518	868	200	184	166	282	130	141	125	157	4849
\$25,000 or over	12	1650	59	2879	75	2703	5595	1564	1657	1764	2723	1264	1213	1214	1684	26044
Refused	13	383	18	295	11	311	630	229	181	210	442	171	136	111	126	3254
Don't know	98	484	19	325	23	226	416	107	120	120	195	78	103	105	98	2419
No answer	99	39	3	12	4	36	121	25	1	0	0	0	0	0	0	241
Not applicable	IAP	1613	0	0	0	0	0	0	0	0	0	0	0	0	0	1613

REMARKS: Card D contained responses for Punches 01-12 only. See RINCOME, INCOME72, INCOME77, INCOME82, INCOME86, INCOME91, and INCOME06 for comparable questions in 1972 and 1977+. For 1972, 1977, 1978, 1980, and 1982-2006 income has been recoded from these questions to match the categories in INCOME. If planning to perform trend analysis with this variable, please consult GSS Methodological Report No. 56.

43. Did you earn any income from (OCCUPATION DESCRIBED IN OCC-INDUSTRY) in [the previous year]?

Yes (ASK RINCOME)

No [See REMARKS]

A. IF YES: In which of these groups did your earnings from (OCCUPATION IN OCC) for last year--[the previous year]--fall? That is, before taxes or other deductions. Just tell me the letter.

HAND
CARD E

[VAR: RINCOME]

RESPONSE

	<u>PUNCH</u>	<u>YEAR</u>														
		<u>1972-82</u>	<u>1982B</u>	<u>1983-87</u>	<u>1987B</u>	<u>1988-91</u>	<u>1993-98</u>	<u>2000</u>	<u>2002</u>	<u>2004</u>	<u>2006</u>	<u>2008</u>	<u>2010</u>	<u>2012</u>	<u>2014</u>	<u>ALL</u>
Under \$1,000	1	437	15	213	15	131	151	41	44	38	53	22	29	27	32	1248
\$ 1,000 to 2,999	2	665	17	294	19	166	226	53	69	48	75	39	43	32	36	1782
\$ 3,000 to 3,999	3	375	16	189	9	139	175	37	37	27	47	27	33	30	38	1179
\$ 4,000 to 4,999	4	360	8	153	18	105	134	30	24	36	53	13	23	22	25	1004
\$ 5,000 to 5,999	5	357	9	163	11	134	138	30	37	22	41	19	26	20	32	1039
\$ 6,000 to 6,999	6	315	16	167	5	93	139	33	20	28	42	16	28	24	24	950
\$ 7,000 to 7,999	7	334	5	180	14	90	128	28	26	22	37	20	19	22	14	939
\$ 8,000 to 9,999	8	604	13	268	11	167	275	73	60	35	61	24	34	23	30	1678
\$10,000 to 14,999	9	1273	47	835	45	529	789	197	163	143	231	110	110	103	111	4686
\$15,000 to 19,999	10	701	24	613	25	489	765	181	155	145	221	82	88	89	87	3665
\$20,000 to 24,999	11	388	18	577	23	449	855	200	181	179	248	120	107	104	143	3592
\$25,000 or over	12	431	18	1102	33	1182	3000	915	964	965	1560	697	662	646	951	13126
Refused	13	188	14	155	7	184	396	142	95	113	306	85	76	83	73	1917
Don't know	98	66	1	49	3	34	97	37	35	48	63	16	13	28	19	509
No answer	99	167	5	34	2	127	604	28	22	40	0	40	69	0	0	1138
Not applicable	IAP	6965	128	2550	113	1888	2462	792	833	923	1472	693	684	721	923	21147

REMARKS: Card E contained responses for Punches 01-12 only. RINCOME responses are not in these data, but are contained in RINCOME. See RINCOM77, RINCOM82, RINCOM86, RINCOM91, RINCOM98 and RINCOM06 for comparable questions in 1977, 1978-1980, 1982-2006 surveys.

44. In which of these groups did your total family income, from all sources, fall last year--1971--before taxes, that is?

HAND CARD F

[VAR: INCOME72]

<u>RESPONSE</u>	<u>PUNCH</u>	<u>YEAR</u>														
		<u>1972-82</u>	<u>1982B</u>	<u>1983-87</u>	<u>1987B</u>	<u>1988-91</u>	<u>1993-98</u>	<u>2000</u>	<u>2002</u>	<u>2004</u>	<u>2006</u>	<u>2008</u>	<u>2010</u>	<u>2012</u>	<u>2014</u>	<u>ALL</u>
A Under \$2,000	1	123	0	0	0	0	0	0	0	0	0	0	0	0	0	123
B \$ 2,000 to 3,999	2	165	0	0	0	0	0	0	0	0	0	0	0	0	0	165
C \$ 4,000 to 5,999	3	160	0	0	0	0	0	0	0	0	0	0	0	0	0	160
D \$ 6,000 to 7,999	4	160	0	0	0	0	0	0	0	0	0	0	0	0	0	160
E \$ 8,000 to 9,999	5	192	0	0	0	0	0	0	0	0	0	0	0	0	0	192
F \$10,000 to 12,499	6	217	0	0	0	0	0	0	0	0	0	0	0	0	0	217
G \$12,500 to 14,999	7	159	0	0	0	0	0	0	0	0	0	0	0	0	0	159
H \$15,000 to 17,499	8	103	0	0	0	0	0	0	0	0	0	0	0	0	0	103
I \$17,500 to 19,999	9	63	0	0	0	0	0	0	0	0	0	0	0	0	0	63
J \$20,000 to 24,999	10	67	0	0	0	0	0	0	0	0	0	0	0	0	0	67
K \$25,000 to 29,999	11	33	0	0	0	0	0	0	0	0	0	0	0	0	0	33
L \$30,000 or over	12	32	0	0	0	0	0	0	0	0	0	0	0	0	0	32
Refused	13	62	0	0	0	0	0	0	0	0	0	0	0	0	0	62
Don't know	98	64	0	0	0	0	0	0	0	0	0	0	0	0	0	64
No answer	99	13	0	0	0	0	0	0	0	0	0	0	0	0	0	13
Not applicable	IAP	12013	354	7542	353	5907	10334	2817	2765	2812	4510	2023	2044	1974	2538	57986

REMARKS: Card F contained responses for Punches 01-12 only. See INCOME, INCOME77, INCOME82, INCOME86, INCOME91, INCOME98, and INCOME06 for comparable questions in 1973-2006 surveys.
If planning to perform trend analysis with this variable, please consult GSS Methodological Report No. 56.

45. Family income on 1977-1980 surveys. For question wording, see INCOME.

HAND CARD G

[VAR: INCOME77]

<u>RESPONSE</u>	<u>PUNCH</u>	<u>YEAR</u>														
		<u>1972-82</u>	<u>1982B</u>	<u>1983-87</u>	<u>1987B</u>	<u>1988-91</u>	<u>1993-98</u>	<u>2000</u>	<u>2002</u>	<u>2004</u>	<u>2006</u>	<u>2008</u>	<u>2010</u>	<u>2012</u>	<u>2014</u>	<u>ALL</u>
Under \$1,000	1	52	0	0	0	0	0	0	0	0	0	0	0	0	0	52
\$ 1,000 to 2,999	2	175	0	0	0	0	0	0	0	0	0	0	0	0	0	175
\$ 3,000 to 3,999	3	221	0	0	0	0	0	0	0	0	0	0	0	0	0	221
\$ 4,000 to 4,999	4	153	0	0	0	0	0	0	0	0	0	0	0	0	0	153
\$ 5,000 to 5,999	5	177	0	0	0	0	0	0	0	0	0	0	0	0	0	177
\$ 6,000 to 6,999	6	185	0	0	0	0	0	0	0	0	0	0	0	0	0	185
\$ 7,000 to 7,999	7	186	0	0	0	0	0	0	0	0	0	0	0	0	0	186
\$ 8,000 to 9,999	8	295	0	0	0	0	0	0	0	0	0	0	0	0	0	295
\$10,000 to 12,499	9	415	0	0	0	0	0	0	0	0	0	0	0	0	0	415
\$12,500 to 14,999	10	363	0	0	0	0	0	0	0	0	0	0	0	0	0	363
\$15,000 to 17,499	11	363	0	0	0	0	0	0	0	0	0	0	0	0	0	363
\$17,500 to 19,999	12	292	0	0	0	0	0	0	0	0	0	0	0	0	0	292
\$20,000 to 22,499	13	303	0	0	0	0	0	0	0	0	0	0	0	0	0	303
\$22,500 to 24,999	14	256	0	0	0	0	0	0	0	0	0	0	0	0	0	256
\$25,000 to 49,999	15	620	0	0	0	0	0	0	0	0	0	0	0	0	0	620
\$50,000 or over	16	132	0	0	0	0	0	0	0	0	0	0	0	0	0	132
Refused	17	124	0	0	0	0	0	0	0	0	0	0	0	0	0	124
Don't know	98	201	0	0	0	0	0	0	0	0	0	0	0	0	0	201
No answer	99	17	0	0	0	0	0	0	0	0	0	0	0	0	0	17
Not applicable	IAP	9096	354	7542	353	5907	10334	2817	2765	2812	4510	2023	2044	1974	2538	55069

REMARKS: Card G contained responses for Punches 01-16 only. For comparable questions in 1972-76 and 1982-2006, see INCOME, INCOME72, INCOME82, INCOME86, INCOME91, INCOME98, and INCOME06.

46. Respondent's income on 1977/78/80 surveys. For question wording, see RINCOME.

HAND CARD H

[VAR: RINCOM77]

<u>RESPONSE</u>	<u>PUNCH</u>	<u>YEAR</u>														
		<u>1972-82</u>	<u>1982B</u>	<u>1983-87</u>	<u>1987B</u>	<u>1988-91</u>	<u>1993-98</u>	<u>2000</u>	<u>2002</u>	<u>2004</u>	<u>2006</u>	<u>2008</u>	<u>2010</u>	<u>2012</u>	<u>2014</u>	<u>ALL</u>
Under \$1,000	1	175	0	0	0	0	0	0	0	0	0	0	0	0	0	175
\$ 1,000 to 2,999	2	275	0	0	0	0	0	0	0	0	0	0	0	0	0	275
\$ 3,000 to 3,999	3	152	0	0	0	0	0	0	0	0	0	0	0	0	0	152
\$ 4,000 to 4,999	4	127	0	0	0	0	0	0	0	0	0	0	0	0	0	127
\$ 5,000 to 5,999	5	161	0	0	0	0	0	0	0	0	0	0	0	0	0	161
\$ 6,000 to 6,999	6	132	0	0	0	0	0	0	0	0	0	0	0	0	0	132
\$ 7,000 to 7,999	7	137	0	0	0	0	0	0	0	0	0	0	0	0	0	137
\$ 8,000 to 9,999	8	271	0	0	0	0	0	0	0	0	0	0	0	0	0	271
\$10,000 to 12,499	9	348	0	0	0	0	0	0	0	0	0	0	0	0	0	348
\$12,500 to 14,999	10	241	0	0	0	0	0	0	0	0	0	0	0	0	0	241
\$15,000 to 17,499	11	209	0	0	0	0	0	0	0	0	0	0	0	0	0	209
\$17,500 to 19,999	12	160	0	0	0	0	0	0	0	0	0	0	0	0	0	160
\$20,000 to 22,499	13	105	0	0	0	0	0	0	0	0	0	0	0	0	0	105
\$22,500 to 24,999	14	75	0	0	0	0	0	0	0	0	0	0	0	0	0	75
\$25,000 to 49,999	15	164	0	0	0	0	0	0	0	0	0	0	0	0	0	164
\$50,000 or over	16	42	0	0	0	0	0	0	0	0	0	0	0	0	0	42
Refused	17	67	0	0	0	0	0	0	0	0	0	0	0	0	0	67
Don't know	98	28	0	0	0	0	0	0	0	0	0	0	0	0	0	28
No answer	99	121	0	0	0	0	0	0	0	0	0	0	0	0	0	121
Not applicable	IAP	10636	354	7542	353	5907	10334	2817	2765	2812	4510	2023	2044	1974	2538	56609

REMARKS: Card H contained responses for Punches 01-16 only.
For comparable questions in 1973-76 and 1982-2006, see RINCOM77, RINCOM82, RINCOM86, RINCOM91,
RINCOM98, and RINCOM06.

47. Family income on 1982-85 surveys. For question wording, see INCOME.

HAND CARD I

[VAR: INCOME82]

<u>RESPONSE</u>	<u>PUNCH</u>	<u>YEAR</u>														
		<u>1972-82</u>	<u>1982B</u>	<u>1983-87</u>	<u>1987B</u>	<u>1988-91</u>	<u>1993-98</u>	<u>2000</u>	<u>2002</u>	<u>2004</u>	<u>2006</u>	<u>2008</u>	<u>2010</u>	<u>2012</u>	<u>2014</u>	<u>ALL</u>
Under \$1,000	1	19	12	42	0	0	0	0	0	0	0	0	0	0	0	73
\$ 1,000 to 2,999	2	39	20	101	0	0	0	0	0	0	0	0	0	0	0	160
\$ 3,000 to 3,999	3	58	25	134	0	0	0	0	0	0	0	0	0	0	0	217
\$ 4,000 to 4,999	4	53	18	124	0	0	0	0	0	0	0	0	0	0	0	195
\$ 5,000 to 5,999	5	43	21	144	0	0	0	0	0	0	0	0	0	0	0	208
\$ 6,000 to 6,999	6	43	20	121	0	0	0	0	0	0	0	0	0	0	0	184
\$ 7,000 to 7,999	7	42	12	114	0	0	0	0	0	0	0	0	0	0	0	168
\$ 8,000 to 9,999	8	73	22	203	0	0	0	0	0	0	0	0	0	0	0	298
\$10,000 to 12,499	9	126	24	318	0	0	0	0	0	0	0	0	0	0	0	468
\$12,500 to 14,999	10	117	29	283	0	0	0	0	0	0	0	0	0	0	0	429
\$15,000 to 17,499	11	92	14	258	0	0	0	0	0	0	0	0	0	0	0	364
\$17,500 to 19,999	12	70	14	195	0	0	0	0	0	0	0	0	0	0	0	279
\$20,000 to 22,499	13	83	11	292	0	0	0	0	0	0	0	0	0	0	0	386
\$22,500 to 24,999	14	92	13	256	0	0	0	0	0	0	0	0	0	0	0	361
\$25,000 to 34,999	15	195	35	699	0	0	0	0	0	0	0	0	0	0	0	929
\$35,000 to 49,999	16	144	17	506	0	0	0	0	0	0	0	0	0	0	0	667
\$50,000 or over	17	76	7	424	0	0	0	0	0	0	0	0	0	0	0	507
Refused	18	76	18	190	0	0	0	0	0	0	0	0	0	0	0	284
Don't know	98	61	19	198	0	0	0	0	0	0	0	0	0	0	0	278
No answer	99	4	3	4	0	0	0	0	0	0	0	0	0	0	0	11
Not applicable	IAP	12120	0	2936	353	5907	10334	2817	2765	2812	4510	2023	2044	1974	2538	53133

REMARKS: Card I contained responses for Punches 01-17 only. For comparable questions in 1972-80, 86-2006 see INCOME, INCOME72, INCOME77, INCOME86, INCOME98, and INCOME06.

48. Respondent's income on 1982-85 surveys. For question wording, see RINCOME.

HAND CARD J

[VAR: RINCOM82]

<u>RESPONSE</u>	<u>PUNCH</u>	<u>YEAR</u>													<u>ALL</u>		
		<u>1972-82</u>	<u>1982B</u>	<u>1983-87</u>	<u>1987B</u>	<u>1988-91</u>	<u>1993-98</u>	<u>2000</u>	<u>2002</u>	<u>2004</u>	<u>2006</u>	<u>2008</u>	<u>2010</u>	<u>2012</u>		<u>2014</u>	
Under \$1,000	1	45	15	135	0	0	0	0	0	0	0	0	0	0	0	0	195
\$ 1,000 to 2,999	2	61	17	191	0	0	0	0	0	0	0	0	0	0	0	0	269
\$ 3,000 to 3,999	3	45	16	119	0	0	0	0	0	0	0	0	0	0	0	0	180
\$ 4,000 to 4,999	4	41	8	94	0	0	0	0	0	0	0	0	0	0	0	0	143
\$ 5,000 to 5,999	5	37	9	109	0	0	0	0	0	0	0	0	0	0	0	0	155
\$ 6,000 to 6,999	6	33	16	111	0	0	0	0	0	0	0	0	0	0	0	0	160
\$ 7,000 to 7,999	7	37	5	114	0	0	0	0	0	0	0	0	0	0	0	0	156
\$ 8,000 to 9,999	8	65	13	169	0	0	0	0	0	0	0	0	0	0	0	0	247
\$10,000 to 12,499	9	96	22	287	0	0	0	0	0	0	0	0	0	0	0	0	405
\$12,500 to 14,999	10	92	25	244	0	0	0	0	0	0	0	0	0	0	0	0	361
\$15,000 to 17,499	11	67	14	193	0	0	0	0	0	0	0	0	0	0	0	0	274
\$17,500 to 19,999	12	61	10	177	0	0	0	0	0	0	0	0	0	0	0	0	248
\$20,000 to 22,499	13	67	12	184	0	0	0	0	0	0	0	0	0	0	0	0	263
\$22,500 to 24,999	14	47	6	166	0	0	0	0	0	0	0	0	0	0	0	0	219
\$25,000 to 34,999	15	77	13	303	0	0	0	0	0	0	0	0	0	0	0	0	393
\$35,000 to 49,999	16	29	2	177	0	0	0	0	0	0	0	0	0	0	0	0	208
\$50,000 or over	17	19	3	112	0	0	0	0	0	0	0	0	0	0	0	0	134
Refused	18	40	14	107	0	0	0	0	0	0	0	0	0	0	0	0	161
Don't know	98	7	1	35	0	0	0	0	0	0	0	0	0	0	0	0	43
No answer	99	17	5	24	0	0	0	0	0	0	0	0	0	0	0	0	46
Not applicable	IAP	12643	128	4491	353	5907	10334	2817	2765	2812	4510	2023	2044	1974	2538	55339	

REMARKS: Card J contained responses for Punches 01-17 only.

For comparable questions in 1973-80, 86-2006 see RINCOME, RINCOM77, RINCOM86, RINCOM91, RINCOM98, and RINCOM06.

49. Family income on 1986-90 surveys. For question wording, see INCOME.

HAND CARD K

[VAR: INCOME86]

RESPONSE	PUNCH	YEAR														
		1972-82	1982B	1983-87	1987B	1988-91	1993-98	2000	2002	2004	2006	2008	2010	2012	2014	ALL
Under \$1,000	1	0	0	28	3	40	0	0	0	0	0	0	0	0	0	71
\$ 1,000 to 2,999	2	0	0	49	24	56	0	0	0	0	0	0	0	0	0	129
\$ 3,000 to 3,999	3	0	0	73	16	63	0	0	0	0	0	0	0	0	0	152
\$ 4,000 to 4,999	4	0	0	93	16	102	0	0	0	0	0	0	0	0	0	211
\$ 5,000 to 5,999	5	0	0	68	16	104	0	0	0	0	0	0	0	0	0	188
\$ 6,000 to 6,999	6	0	0	65	13	96	0	0	0	0	0	0	0	0	0	174
\$ 7,000 to 7,999	7	0	0	75	19	95	0	0	0	0	0	0	0	0	0	189
\$ 8,000 to 9,999	8	0	0	114	17	146	0	0	0	0	0	0	0	0	0	277
\$10,000 to 12,499	9	0	0	167	21	243	0	0	0	0	0	0	0	0	0	431
\$12,500 to 14,999	10	0	0	158	32	212	0	0	0	0	0	0	0	0	0	402
\$15,000 to 17,499	11	0	0	136	14	217	0	0	0	0	0	0	0	0	0	367
\$17,500 to 19,999	12	0	0	125	17	192	0	0	0	0	0	0	0	0	0	334
\$20,000 to 22,499	13	0	0	159	15	200	0	0	0	0	0	0	0	0	0	374
\$22,500 to 24,999	14	0	0	136	17	190	0	0	0	0	0	0	0	0	0	343
\$25,000 to 29,999	15	0	0	236	15	329	0	0	0	0	0	0	0	0	0	580
\$30,000 to 34,999	16	0	0	222	21	330	0	0	0	0	0	0	0	0	0	573
\$35,000 to 39,999	17	0	0	193	17	271	0	0	0	0	0	0	0	0	0	481
\$40,000 to 49,999	18	0	0	226	11	360	0	0	0	0	0	0	0	0	0	597
\$50,000 to 59,999	19	0	0	148	7	264	0	0	0	0	0	0	0	0	0	419
\$60,000 to over	20	0	0	225	4	456	0	0	0	0	0	0	0	0	0	685
Refused	21	0	0	105	11	226	0	0	0	0	0	0	0	0	0	342
Don't know	98	0	0	127	23	179	0	0	0	0	0	0	0	0	0	329
No answer	99	0	0	8	4	19	0	0	0	0	0	0	0	0	0	31
Not applicable	IAP	13626	354	4606	0	1517	10334	2817	2765	2812	4510	2023	2044	1974	2538	51920

REMARKS: Card K contained responses for Punches 01-20 only. For comparable questions in 1972-85, 1991-2006 see INCOME, INCOME72, INCOME77, INCOME82, INCOME91, INCOME98, and INCOME06.

50. Respondent's income on 1986-90 surveys. For question wording, see RINCOME.

HAND CARD L

[VAR: RINCOM86]

<u>RESPONSE</u>	<u>PUNCH</u>	<u>YEAR</u>														
		<u>1972-82</u>	<u>1982B</u>	<u>1983-87</u>	<u>1987B</u>	<u>1988-91</u>	<u>1993-98</u>	<u>2000</u>	<u>2002</u>	<u>2004</u>	<u>2006</u>	<u>2008</u>	<u>2010</u>	<u>2012</u>	<u>2014</u>	<u>ALL</u>
Under \$1,000	1	0	0	78	15	95	0	0	0	0	0	0	0	0	0	188
\$ 1,000 to 2,999	2	0	0	103	19	132	0	0	0	0	0	0	0	0	0	254
\$ 3,000 to 3,999	3	0	0	70	9	104	0	0	0	0	0	0	0	0	0	183
\$ 4,000 to 4,999	4	0	0	59	18	76	0	0	0	0	0	0	0	0	0	153
\$ 5,000 to 5,999	5	0	0	54	11	99	0	0	0	0	0	0	0	0	0	164
\$ 6,000 to 6,999	6	0	0	56	5	77	0	0	0	0	0	0	0	0	0	138
\$ 7,000 to 7,999	7	0	0	66	14	76	0	0	0	0	0	0	0	0	0	156
\$ 8,000 to 9,999	8	0	0	99	11	126	0	0	0	0	0	0	0	0	0	236
\$10,000 to 12,499	9	0	0	148	22	221	0	0	0	0	0	0	0	0	0	391
\$12,500 to 14,999	10	0	0	156	23	189	0	0	0	0	0	0	0	0	0	368
\$15,000 to 17,499	11	0	0	117	12	184	0	0	0	0	0	0	0	0	0	313
\$17,500 to 19,999	12	0	0	126	13	178	0	0	0	0	0	0	0	0	0	317
\$20,000 to 22,499	13	0	0	129	10	161	0	0	0	0	0	0	0	0	0	300
\$22,500 to 24,999	14	0	0	98	13	183	0	0	0	0	0	0	0	0	0	294
\$25,000 to 29,999	15	0	0	148	10	239	0	0	0	0	0	0	0	0	0	397
\$30,000 to 34,999	16	0	0	117	7	182	0	0	0	0	0	0	0	0	0	306
\$35,000 to 39,999	17	0	0	82	6	136	0	0	0	0	0	0	0	0	0	224
\$40,000 to 49,999	18	0	0	78	8	152	0	0	0	0	0	0	0	0	0	238
\$50,000 to 59,999	19	0	0	33	1	61	0	0	0	0	0	0	0	0	0	95
\$60,000 or over	20	0	0	52	1	91	0	0	0	0	0	0	0	0	0	144
Refused	21	0	0	48	7	144	0	0	0	0	0	0	0	0	0	199
Don't know	98	0	0	14	3	27	0	0	0	0	0	0	0	0	0	44
No answer	99	0	0	10	2	32	0	0	0	0	0	0	0	0	0	44
Not applicable	IAP	13626	354	5601	113	2942	10334	2817	2765	2812	4510	2023	2044	1974	2538	54453

REMARKS: Card L contained responses for Punches 01-20 only. For comparable questions in 1972-85, 1991-2006 see RINCOME, RINCOM77, RINCOM82, RINCOM91, RINCOM98, and RINCOM06.

51. Family income on the 1991-96 surveys. For question wording, see INCOME.

HAND CARD M

[VAR: INCOME91]

RESPONSE	PUNCH	YEAR														
		<u>1972-82</u>	<u>1982B</u>	<u>1983-87</u>	<u>1987B</u>	<u>1988-91</u>	<u>1993-98</u>	<u>2000</u>	<u>2002</u>	<u>2004</u>	<u>2006</u>	<u>2008</u>	<u>2010</u>	<u>2012</u>	<u>2014</u>	<u>ALL</u>
Under \$1,000	1	0	0	0	0	11	66	0	0	0	0	0	0	0	0	77
\$ 1,000 to 2,999	2	0	0	0	0	26	87	0	0	0	0	0	0	0	0	113
\$ 3,000 to 3,999	3	0	0	0	0	31	79	0	0	0	0	0	0	0	0	110
\$ 4,000 to 4,999	4	0	0	0	0	35	105	0	0	0	0	0	0	0	0	140
\$ 5,000 to 5,999	5	0	0	0	0	39	126	0	0	0	0	0	0	0	0	165
\$ 6,000 to 6,999	6	0	0	0	0	29	105	0	0	0	0	0	0	0	0	134
\$ 7,000 to 7,999	7	0	0	0	0	23	102	0	0	0	0	0	0	0	0	125
\$ 8,000 to 9,999	8	0	0	0	0	38	196	0	0	0	0	0	0	0	0	234
\$10,000 to 12,499	9	0	0	0	0	76	319	0	0	0	0	0	0	0	0	395
\$12,500 to 14,999	10	0	0	0	0	82	309	0	0	0	0	0	0	0	0	391
\$15,000 to 17,499	11	0	0	0	0	97	287	0	0	0	0	0	0	0	0	384
\$17,500 to 19,999	12	0	0	0	0	60	254	0	0	0	0	0	0	0	0	314
\$20,000 to 22,499	13	0	0	0	0	60	288	0	0	0	0	0	0	0	0	348
\$22,500 to 24,999	14	0	0	0	0	68	333	0	0	0	0	0	0	0	0	401
\$25,000 to 29,999	15	0	0	0	0	112	480	0	0	0	0	0	0	0	0	592
\$30,000 to 34,999	16	0	0	0	0	94	550	0	0	0	0	0	0	0	0	644
\$35,000 to 39,999	17	0	0	0	0	86	455	0	0	0	0	0	0	0	0	541
\$40,000 to 49,999	18	0	0	0	0	149	700	0	0	0	0	0	0	0	0	849
\$50,000 to 59,999	19	0	0	0	0	86	572	0	0	0	0	0	0	0	0	658
\$60,000 to 74,999	20	0	0	0	0	86	491	0	0	0	0	0	0	0	0	577
\$75,000 or over	21	0	0	0	0	80	760	0	0	0	0	0	0	0	0	840
Refused	22	0	0	0	0	85	434	0	0	0	0	0	0	0	0	519
Don't know	98	0	0	0	0	47	302	0	0	0	0	0	0	0	0	349
No answer	99	0	0	0	0	17	102	0	0	0	0	0	0	0	0	119
Not applicable	IAP	13626	354	7542	353	4390	2832	2817	2765	2812	4510	2023	2044	1974	2538	50580

REMARKS: Card M contained responses for Punches 01-20 only. For comparable questions in 1972-90, 1998-2006, see INCOME, INCOME72, INCOME77, INCOME82, INCOME86, INCOME98, and INCOME06.

52. Respondent's income on the 1991-96 surveys. For question wording, see RINCOME.

HAND CARD N

[VAR: RINCOM91]

RESPONSE	PUNCH	YEAR													ALL	
		1972-82	1982B	1983-87	1987B	1988-91	1993-98	2000	2002	2004	2006	2008	2010	2012		2014
Under \$1,000	1	0	0	0	0	36	109	0	0	0	0	0	0	0	0	145
\$ 1,000 to 2,999	2	0	0	0	0	34	184	0	0	0	0	0	0	0	0	218
\$ 3,000 to 3,999	3	0	0	0	0	35	135	0	0	0	0	0	0	0	0	170
\$ 4,000 to 4,999	4	0	0	0	0	29	107	0	0	0	0	0	0	0	0	136
\$ 5,000 to 5,999	5	0	0	0	0	35	106	0	0	0	0	0	0	0	0	141
\$ 6,000 to 6,999	6	0	0	0	0	16	96	0	0	0	0	0	0	0	0	112
\$ 7,000 to 7,999	7	0	0	0	0	14	87	0	0	0	0	0	0	0	0	101
\$ 8,000 to 9,999	8	0	0	0	0	41	212	0	0	0	0	0	0	0	0	253
\$10,000 to 12,499	9	0	0	0	0	61	297	0	0	0	0	0	0	0	0	358
\$12,500 to 14,999	10	0	0	0	0	58	293	0	0	0	0	0	0	0	0	351
\$15,000 to 17,499	11	0	0	0	0	71	290	0	0	0	0	0	0	0	0	361
\$17,500 to 19,999	12	0	0	0	0	56	277	0	0	0	0	0	0	0	0	333
\$20,000 to 22,499	13	0	0	0	0	49	315	0	0	0	0	0	0	0	0	364
\$22,500 to 24,999	14	0	0	0	0	56	302	0	0	0	0	0	0	0	0	358
\$25,000 to 29,999	15	0	0	0	0	80	454	0	0	0	0	0	0	0	0	534
\$30,000 to 34,999	16	0	0	0	0	72	425	0	0	0	0	0	0	0	0	497
\$35,000 to 39,999	17	0	0	0	0	48	278	0	0	0	0	0	0	0	0	326
\$40,000 to 49,999	18	0	0	0	0	57	397	0	0	0	0	0	0	0	0	454
\$50,000 to 59,999	19	0	0	0	0	34	218	0	0	0	0	0	0	0	0	252
\$60,000 to 74,999	20	0	0	0	0	12	144	0	0	0	0	0	0	0	0	156
\$75,000 or over	21	0	0	0	0	18	200	0	0	0	0	0	0	0	0	218
Refused	22	0	0	0	0	40	279	0	0	0	0	0	0	0	0	319
Don't know	98	0	0	0	0	7	71	0	0	0	0	0	0	0	0	78
No answer	99	0	0	0	0	95	69	0	0	0	0	0	0	0	0	164
Not applicable	IAP	13626	354	7542	353	4853	4989	2817	2765	2812	4510	2023	2044	1974	2538	53200

REMARKS: Card N contained responses for Punches 01-20 only. For comparable questions in 1972-90, 1998-2006 see RINCOME, RINCOM77, RINCOM82, RINCOM86, RINCOM98, and RINCOM06.

53. Family income on the 1998, 2000, 2002, and 2004 surveys. For question wording, see INCOME.

HAND CARD O

[VAR: INCOME98]

RESPONSE	PUNCH	YEAR														ALL
		1972-82	1982B	1983-87	1987B	1988-91	1993-98	2000	2002	2004	2006	2008	2010	2012	2014	
Under \$1,000	1	0	0	0	0	0	36	30	39	42	0	0	0	0	0	147
\$ 1,000 to 2,999	2	0	0	0	0	0	32	32	26	27	0	0	0	0	0	117
\$ 3,000 to 3,999	3	0	0	0	0	0	24	25	30	23	0	0	0	0	0	102
\$ 4,000 to 4,999	4	0	0	0	0	0	32	20	18	22	0	0	0	0	0	92
\$ 5,000 to 5,999	5	0	0	0	0	0	35	29	27	24	0	0	0	0	0	115
\$ 6,000 to 6,999	6	0	0	0	0	0	33	35	30	38	0	0	0	0	0	136
\$ 7,000 to 7,999	7	0	0	0	0	0	47	38	29	25	0	0	0	0	0	139
\$ 8,000 to 9,999	8	0	0	0	0	0	59	74	71	35	0	0	0	0	0	239
\$10,000 to 12,499	9	0	0	0	0	0	94	103	99	70	0	0	0	0	0	366
\$12,500 to 14,999	10	0	0	0	0	0	98	104	85	91	0	0	0	0	0	378
\$15,000 to 17,499	11	0	0	0	0	0	103	108	86	93	0	0	0	0	0	390
\$17,500 to 19,999	12	0	0	0	0	0	76	94	82	61	0	0	0	0	0	313
\$20,000 to 22,499	13	0	0	0	0	0	126	84	93	85	0	0	0	0	0	388
\$22,500 to 24,999	14	0	0	0	0	0	121	116	91	81	0	0	0	0	0	409
\$25,000 to 29,999	15	0	0	0	0	0	179	156	141	137	0	0	0	0	0	613
\$30,000 to 34,999	16	0	0	0	0	0	201	179	173	167	0	0	0	0	0	720
\$35,000 to 39,999	17	0	0	0	0	0	175	167	150	143	0	0	0	0	0	635
\$40,000 to 49,999	18	0	0	0	0	0	264	221	245	220	0	0	0	0	0	950
\$50,000 to 59,999	19	0	0	0	0	0	192	222	219	229	0	0	0	0	0	862
\$60,000 to 74,999	20	0	0	0	0	0	210	216	218	244	0	0	0	0	0	888
\$75,000 to 89,999	21	0	0	0	0	0	123	139	167	178	0	0	0	0	0	607
\$90,000 to 109,999	22	0	0	0	0	0	107	90	114	152	0	0	0	0	0	463
\$110,000 or over	23	0	0	0	0	0	136	174	230	295	0	0	0	0	0	835
Refused	24	0	0	0	0	0	196	229	181	210	0	0	0	0	0	816
Don't know	98	0	0	0	0	0	114	107	120	120	0	0	0	0	0	461
No answer	99	0	0	0	0	0	19	25	1	0	0	0	0	0	0	45
Not applicable	IAP	13626	354	7542	353	5907	7502	0	0	0	4510	2023	2044	1974	2538	48373

REMARKS: Card O contained responses for Punches 01-20 only. For comparable questions in 1972-90, 1998, and 2006 see INCOME, INCOME72, INCOME77, INCOME82, INCOME86, INCOME91, and INCOME06.

54. Respondent's income on the 1998, 2000, 2002, and 2004 surveys. For question wording, see RINCOME.

HAND CARD P

[VAR: RINCOM98]

RESPONSE	PUNCH	YEAR														ALL
		1972-82	1982B	1983-87	1987B	1988-91	1993-98	2000	2002	2004	2006	2008	2010	2012	2014	
Under \$1,000	1	0	0	0	0	0	42	41	44	38	0	0	0	0	0	165
\$ 1,000 to 2,999	2	0	0	0	0	0	42	53	69	48	0	0	0	0	0	212
\$ 3,000 to 3,999	3	0	0	0	0	0	40	37	37	27	0	0	0	0	0	141
\$ 4,000 to 4,999	4	0	0	0	0	0	27	30	24	36	0	0	0	0	0	117
\$ 5,000 to 5,999	5	0	0	0	0	0	32	30	37	22	0	0	0	0	0	121
\$ 6,000 to 6,999	6	0	0	0	0	0	43	33	20	28	0	0	0	0	0	124
\$ 7,000 to 7,999	7	0	0	0	0	0	41	28	26	22	0	0	0	0	0	117
\$ 8,000 to 9,999	8	0	0	0	0	0	63	73	60	35	0	0	0	0	0	231
\$10,000 to 12,499	9	0	0	0	0	0	110	97	78	69	0	0	0	0	0	354
\$12,500 to 14,999	10	0	0	0	0	0	89	100	85	74	0	0	0	0	0	348
\$15,000 to 17,499	11	0	0	0	0	0	92	84	69	70	0	0	0	0	0	315
\$17,500 to 19,999	12	0	0	0	0	0	106	97	86	75	0	0	0	0	0	364
\$20,000 to 22,499	13	0	0	0	0	0	127	99	100	99	0	0	0	0	0	425
\$22,500 to 24,999	14	0	0	0	0	0	111	101	81	80	0	0	0	0	0	373
\$25,000 to 29,999	15	0	0	0	0	0	160	140	140	110	0	0	0	0	0	550
\$30,000 to 34,999	16	0	0	0	0	0	169	182	166	144	0	0	0	0	0	661
\$35,000 to 39,999	17	0	0	0	0	0	107	106	123	101	0	0	0	0	0	437
\$40,000 to 49,999	18	0	0	0	0	0	178	178	170	183	0	0	0	0	0	709
\$50,000 to 59,999	19	0	0	0	0	0	109	108	136	105	0	0	0	0	0	458
\$60,000 to 74,999	20	0	0	0	0	0	64	94	95	123	0	0	0	0	0	376
\$75,000 to 89,999	21	0	0	0	0	0	37	37	41	68	0	0	0	0	0	183
\$90,000 to 109,999	22	0	0	0	0	0	20	25	23	43	0	0	0	0	0	111
\$110,000 or over	23	0	0	0	0	0	40	45	70	88	0	0	0	0	0	243
Refused	24	0	0	0	0	0	118	142	95	113	0	0	0	0	0	468
Don't know	98	0	0	0	0	0	26	37	35	48	0	0	0	0	0	146
No answer	99	0	0	0	0	0	41	28	27	40	0	0	0	0	0	136
Not applicable	IAP	13626	354	7542	353	5907	8300	792	828	923	4510	2023	2044	1974	2538	51714

REMARKS: Hand card P contained response options 1-23. For comparable questions in 1972-96, 2006 see RINCOME, RINCOM77, RINCOM82, RINCOM86, RINCOM91, and RINCOM06.

55. In which of these groups did your total family income, from all sources, fall last year before taxes, that is. Just tell me the letter.

HAND CARD
A20

[VAR: INCOME06]

RESPONSE	PUNCH	YEAR														
		1972-82	1982B	1983-87	1987B	1988-91	1993-98	2000	2002	2004	2006	2008	2010	2012	2014	ALL
UNDER \$1,000	1	0	0	0	0	0	0	0	0	0	43	19	43	24	38	167
\$1,000 to \$2,999	2	0	0	0	0	0	0	0	0	0	38	25	24	25	29	141
\$3,000 to \$3,999	3	0	0	0	0	0	0	0	0	0	29	23	17	18	20	107
\$4,000 to \$4,999	4	0	0	0	0	0	0	0	0	0	27	9	8	10	12	66
\$5,000 to \$5,999	5	0	0	0	0	0	0	0	0	0	40	16	19	8	22	105
\$6,000 to \$6,999	6	0	0	0	0	0	0	0	0	0	45	19	19	22	18	123
\$7,000 to \$7,999	7	0	0	0	0	0	0	0	0	0	48	29	27	24	16	144
\$8,000 to \$9,999	8	0	0	0	0	0	0	0	0	0	83	34	37	38	51	243
\$10,000 to \$12,499	9	0	0	0	0	0	0	0	0	0	142	61	82	77	84	446
\$12,500 to \$14,999	10	0	0	0	0	0	0	0	0	0	145	44	65	63	64	381
\$15,000 to \$17,499	11	0	0	0	0	0	0	0	0	0	126	52	72	58	66	374
\$17,500 to \$19,999	12	0	0	0	0	0	0	0	0	0	102	47	34	48	50	281
\$20,000 to \$22,499	13	0	0	0	0	0	0	0	0	0	157	59	66	66	69	417
\$22,500 to \$24,999	14	0	0	0	0	0	0	0	0	0	125	70	78	60	86	419
\$25,000 to \$29,999	15	0	0	0	0	0	0	0	0	0	212	95	81	93	123	604
\$30,000 to \$34,999	16	0	0	0	0	0	0	0	0	0	231	99	99	89	141	659
\$35,000 to \$39,999	17	0	0	0	0	0	0	0	0	0	217	86	87	101	104	595
\$40,000 to \$49,999	18	0	0	0	0	0	0	0	0	0	394	144	147	151	173	1009
\$50,000 to \$59,999	19	0	0	0	0	0	0	0	0	0	332	141	143	118	208	942
\$60,000 to \$74,999	20	0	0	0	0	0	0	0	0	0	360	204	173	153	227	1117
\$75,000 to \$89,999	21	0	0	0	0	0	0	0	0	0	284	129	129	151	172	865
\$90,000 to \$109,999	22	0	0	0	0	0	0	0	0	0	229	120	111	104	167	731
\$110,000 to \$129,999	23	0	0	0	0	0	0	0	0	0	162	80	67	68	94	471
\$130,000 to \$149,999	24	0	0	0	0	0	0	0	0	0	89	46	56	45	73	309
\$150,000 or over	25	0	0	0	0	0	0	0	0	0	213	123	111	144	207	798
Refused	26	0	0	0	0	0	0	0	0	0	195	171	146	111	126	749
Don't know	98	0	0	0	0	0	0	0	0	0	442	78	103	105	98	826
Not applicable	IAP	13626	354	7542	353	5907	10334	2817	2765	2812	0	0	0	0	0	46510

REMARKS: Hand Card A20 reads: Total income includes interest or dividends, rent, Social Security, other pension, alimony or child support, unemployment compensation, public aid (welfare), armed forces or veteran's allotment.

56. In which of these groups did your earnings from (OCC), from all sources for [last year] fall? That is, before taxes or other deductions. Just tell me the letter.

HAND CARD A20

[VAR: RINCOM06]

RESPONSE	PUNCH	YEAR														
		1972-82	1982B	1983-87	1987B	1988-91	1993-98	2000	2002	2004	2006	2008	2010	2012	2014	ALL
UNDER \$1,000	1	0	0	0	0	0	0	0	0	0	53	22	29	27	32	163
\$1,000 to \$2,999	2	0	0	0	0	0	0	0	0	0	75	39	43	32	36	225
\$3,000 to \$3,999	3	0	0	0	0	0	0	0	0	0	47	27	33	30	38	175
\$4,000 to \$4,999	4	0	0	0	0	0	0	0	0	0	53	13	23	22	25	136
\$5,000 to \$5,999	5	0	0	0	0	0	0	0	0	0	41	19	26	20	32	138
\$6,000 to \$6,999	6	0	0	0	0	0	0	0	0	0	42	16	28	24	24	134
\$7,000 to \$7,999	7	0	0	0	0	0	0	0	0	0	37	20	19	22	14	112
\$8,000 to \$9,999	8	0	0	0	0	0	0	0	0	0	61	24	34	23	30	172
\$10,000 to \$12,499	9	0	0	0	0	0	0	0	0	0	123	47	72	54	56	352
\$12,500 to \$14,999	10	0	0	0	0	0	0	0	0	0	108	63	38	49	55	313
\$15,000 to \$17,499	11	0	0	0	0	0	0	0	0	0	110	40	51	44	48	293
\$17,500 to \$19,999	12	0	0	0	0	0	0	0	0	0	111	42	37	45	39	274
\$20,000 to \$22,499	13	0	0	0	0	0	0	0	0	0	139	44	56	51	76	366
\$22,500 to \$24,999	14	0	0	0	0	0	0	0	0	0	109	76	51	53	67	356
\$25,000 to \$29,999	15	0	0	0	0	0	0	0	0	0	193	70	66	78	90	497
\$30,000 to \$34,999	16	0	0	0	0	0	0	0	0	0	222	94	78	71	112	577
\$35,000 to \$39,999	17	0	0	0	0	0	0	0	0	0	169	71	67	62	79	448
\$40,000 to \$49,999	18	0	0	0	0	0	0	0	0	0	301	125	102	121	154	803
\$50,000 to \$59,999	19	0	0	0	0	0	0	0	0	0	198	85	88	78	145	594
\$60,000 to \$74,999	20	0	0	0	0	0	0	0	0	0	176	87	98	82	114	557
\$75,000 to \$89,999	21	0	0	0	0	0	0	0	0	0	104	61	63	50	88	366
\$90,000 to \$109,999	22	0	0	0	0	0	0	0	0	0	64	38	36	41	53	232
\$110,000 to \$129,999	23	0	0	0	0	0	0	0	0	0	50	28	28	21	37	164
\$130,000 to \$149,999	24	0	0	0	0	0	0	0	0	0	22	6	14	7	21	70
\$150,000 or over	25	0	0	0	0	0	0	0	0	0	61	32	22	35	58	208
Refused	26	0	0	0	0	0	0	0	0	0	245	85	76	83	73	562
Don't know	98	0	0	0	0	0	0	0	0	0	71	16	13	28	19	147
No answer	99	0	0	0	0	0	0	0	0	0	53	40	69	0	0	162
Not Applicable	IAP	13626	354	7542	353	5907	10334	2817	2765	2812	1472	693	684	721	923	51003

REMARKS: Hand Card A20 reads: Total income includes interest or dividends, rent, Social Security, other pension, alimony or child support, unemployment compensation, public aid (welfare), armed forces or veteran's allotment.

57. A. REGION OF INTERVIEW

[VAR: REGION]

<u>RESPONSE</u>	<u>PUNCH</u>	<u>YEAR</u>														
		<u>1972-82</u>	<u>1982B</u>	<u>1983-87</u>	<u>1987B</u>	<u>1988-91</u>	<u>1993-98</u>	<u>2000</u>	<u>2002</u>	<u>2004</u>	<u>2006</u>	<u>2008</u>	<u>2010</u>	<u>2012</u>	<u>2014</u>	<u>ALL</u>
New England	1	618	2	420	1	327	508	139	141	86	163	81	76	113	126	2801
Middle Atlantic	2	2376	51	1095	57	837	1486	429	435	363	548	274	262	222	309	8744
East North Central	3	2960	68	1429	85	1029	1764	467	478	494	762	349	357	330	428	11000
West North Central	4	939	8	687	19	536	763	203	223	203	276	120	117	127	145	4366
South Atlantic	5	2525	100	1285	121	1097	1927	510	486	611	1011	443	438	423	512	11489
East South Central	6	773	51	575	33	438	730	195	199	161	255	97	130	128	151	3916
West South Central	7	1134	38	649	24	500	1034	301	272	312	479	210	219	191	263	5626
Mountain	8	558	1	466	1	361	676	182	165	203	364	154	144	148	224	3647
Pacific	9	1743	35	936	12	782	1446	391	366	379	652	295	301	292	380	8010

REMARKS: See REG16 for a listing of states within regions, or refer to Statistical Abstract (any edition), published by U.S. Bureau of the Census, for this information.

B. NORC SIZE OF PLACE

[VAR: XNORCSIZ]

RESPONSE	PUNCH	YEAR														
		1972-82	1982B	1983-87	1987B	1988-91	1993-98	2000	2002	2004	2006	2008	2010	2012	2014	ALL
Within an SMSA and...																
a large central city (over 250,000)	1	2787	155	1254	135	898	1828	498	485	346	640	306	338	349	493	10512
a medium size central city (50,000 to 250,000)	2	1396	47	724	67	675	1632	443	386	484	725	350	371	285	375	7960
a suburb of a large central city ^a	3	2193	24	1662	34	1298	2186	594	581	628	992	414	395	415	547	11963
a suburb of a medium size central city	4	791	7	597	30	660	1601	435	442	237	357	161	175	248	292	6033
an unincorporated area of a large central city (division, township, etc)	5	1046	31	418	25	240	323	69	102	215	394	154	156	193	245	3611
an unincorporated area of a medium central city	6	991	27	791	12	539	335	51	102	244	357	161	157	163	222	4152
Not within an SMSA, (within a county) and																
a small city (10,000 to 49,999) ^b	7	859	15	513	22	444	772	235	229	183	258	130	127	54	74	3915
a town or village (2,500 to 9,999)	8	847	7	334	14	378	629	196	165	102	168	100	102	74	84	3200
an incorporated area less than 2,500 or an unincorporated area of 1,000 to 2,499 ^c	9	513	1	449	3	375	794	246	219	19	56	13	12	20	29	2749
open country within larger civil divisions, eg, township, division	10	2203	40	800	11	400	234	50	54	354	564	234	211	173	177	5505

^aA suburb is defined as any incorporated area or unincorporated area of 1,000+ (or listed as such in the U.S. Census PC (1)-A books) within the boundaries of an SMSA but not within the limits of a central city of the SMSA. Some SMSAs have more than one central city, e.g., Minneapolis-St. Paul. In these cases, both cities are coded as central cities.

^bIf such an instance were to arise, a city of 50,000 or over which is not part of an SMSA would be coded '7'.

^cUnincorporated areas of over 2,499 are treated as incorporated areas of the same size. Unincorporated areas under 1,000 are not listed by the Census and are treated here as part of the next larger civil division, usually the township. The source of the data is the 1970 U.S. Census population figures published in the PC (1)-A series, Tables 6 and 10. Practically, the codes '6' and '10' are localities not listed in Table 6 (Population of Incorporated Places and Unincorporated Places over 1,000). In later Censuses, comparable tables were used. Starting in 2000 the Census adopted the concept of "principal cities" to replace "central cities."

REMARKS: See Appendix T, GSS Methodological Report No. 4.

C. SRC (SURVEY RESEARCH CENTER, UNIVERSITY OF MICHIGAN) NEW BELT CODE

[VAR: SRCBELT]

<u>RESPONSE</u>	<u>PUNCH</u>	<u>YEAR</u>														
		<u>1972-82</u>	<u>1982B</u>	<u>1983-87</u>	<u>1987B</u>	<u>1988-91</u>	<u>1993-98</u>	<u>2000</u>	<u>2002</u>	<u>2004</u>	<u>2006</u>	<u>2008</u>	<u>2010</u>	<u>2012</u>	<u>2014</u>	<u>ALL</u>
Central city of 12 largest SMSAs	1	1388	77	625	72	459	849	235	213	197	374	176	180	187	279	5311
Central city of remainder of the 100 largest SMSAs	2	2027	101	881	89	735	1704	449	411	284	463	221	258	258	357	8238
Suburbs of 12 largest SMSAs	3	1277	28	842	23	674	1167	334	333	414	593	217	226	256	358	6742
Suburbs of the remaining 100 largest SMSAs	4	1509	30	1360	42	1014	1516	351	376	375	706	355	335	366	473	8808
Other Urban (counties having towns of 10,000 or more)	5	5007	77	2766	105	2252	4089	1152	1146	1180	1804	805	819	650	780	22632
Other rural (counties having no towns of 10,000 or more)	6	2418	41	1068	22	773	1009	296	286	362	570	249	226	257	291	7868

REMARKS: The SRC belt code is described in Appendix D: Recodes. See Appendix N for changes across surveys. See Appendix T, GSS Methodological Report No. 4. In 2000, the Census adopted the concept of "principal cities" to replace "central cities."

D. SIZE OF PLACE

Size of Place in thousands-A 4-digit number which provides actual size of place of interview.

Remember when using this code to add 3 zeros.

Listed below are the frequencies for gross population categories.

[VAR: SIZE]

<u>RESPONSE</u>	<u>PUNCH</u>	<u>YEAR</u>														
		<u>1972-82</u>	<u>1982B</u>	<u>1983-87</u>	<u>1987B</u>	<u>1988-91</u>	<u>1993-98</u>	<u>2000</u>	<u>2002</u>	<u>2004</u>	<u>2006</u>	<u>2008</u>	<u>2010</u>	<u>2012</u>	<u>2014</u>	<u>ALL</u>
Less than 9,999	0-9	5125	66	2639	62	2004	3177	845	858	874	1420	623	599	568	672	19532
10,000 - 99,999	10-99	4830	85	2962	97	2355	4279	1222	1164	1274	2060	884	898	860	1156	24126
100,000 - 999,999	100-999	2628	148	1481	126	1202	2106	542	553	495	746	364	396	424	534	11745
1 million - 9 million	1000-9999	1043	55	460	68	346	772	208	190	169	284	152	151	122	176	4196

REMARKS: This code is the population to the nearest 1,000 of the smallest civil division listed by the U.S. Census (city, town, other incorporated area over 1,000 in population, township, division, etc.) which encompasses the segment. If a segment falls into more than one locality, the following rules apply in determining the locality for which the rounded population figure is coded.

If the predominance of the listings for any segment are in one of the localities, the rounded population of that locality is coded.

If the listings are distributed equally over localities in the segment, and the localities are all cities, towns, or villages, the rounded population of the larger city or town is coded. The same is true if the localities are all rural townships or divisions.

If the listings are distributed equally over localities in the segment and the localities include a town or village and a rural township or division, the rounded population of the town or village is coded.

The source of the data is the 1970 U.S. Census population figures published in the PC (1)-A series, Tables 6 and 10. For cases from the 1980 and 1990 frames analogous tables from the 1980 and 1990 Censuses were used. See Appendix N for changes across surveys.

58. A. Occupational Relationship with Data.

R's DATA

[VAR: DOTDATA]

<u>RESPONSE</u>	<u>PUNCH</u>	<u>YEAR</u>														
		<u>1972-82</u>	<u>1982B</u>	<u>1983-87</u>	<u>1987B</u>	<u>1988-91</u>	<u>1993-98</u>	<u>2000</u>	<u>2002</u>	<u>2004</u>	<u>2006</u>	<u>2008</u>	<u>2010</u>	<u>2012</u>	<u>2014</u>	<u>ALL</u>
Synthesizing	0-0.5	184	0	141	3	99	0	0	0	0	0	0	0	0	0	427
Coordinating	0.5-1.5	1729	17	1274	34	831	0	0	0	0	0	0	0	0	0	3885
Analyzing	1.5-2.5	1992	39	1179	29	648	0	0	0	0	0	0	0	0	0	3887
Compiling	2.5-3.5	2519	41	1495	71	847	0	0	0	0	0	0	0	0	0	4973
Computing	3.5-4.5	1409	33	826	37	507	0	0	0	0	0	0	0	0	0	2812
Copying	4.5-5.5	437	15	171	11	132	0	0	0	0	0	0	0	0	0	766
Comparing	5.5-6.5	1142	54	604	57	326	0	0	0	0	0	0	0	0	0	2183
No significant relationship	6.5-8.5	2855	121	1343	82	721	0	0	0	0	0	0	0	0	0	5122
Not applicable (no occupation)	IAP	1359	34	509	29	1796	10334	2817	2765	2812	4510	2023	2044	1974	2538	35544

B. Occupational Relationship with People.

R's PEOPLE

[VAR: DOTPEOP]

<u>RESPONSE</u>	<u>PUNCH</u>	<u>YEAR</u>														
		<u>1972-82</u>	<u>1982B</u>	<u>1983-87</u>	<u>1987B</u>	<u>1988-91</u>	<u>1993-98</u>	<u>2000</u>	<u>2002</u>	<u>2004</u>	<u>2006</u>	<u>2008</u>	<u>2010</u>	<u>2012</u>	<u>2014</u>	<u>ALL</u>
Mentoring	0-0.5	53	0	37	2	16	0	0	0	0	0	0	0	0	0	108
Negotiating	0.5-1.5	171	4	117	1	95	0	0	0	0	0	0	0	0	0	388
Instructing	1.5-2.5	672	15	348	12	219	0	0	0	0	0	0	0	0	0	1266
Supervising	2.5-3.5	153	4	120	4	89	0	0	0	0	0	0	0	0	0	370
Diverting	3.5-4.5	662	12	442	14	258	0	0	0	0	0	0	0	0	0	1388
Persuading	4.5-5.5	394	1	298	11	161	0	0	0	0	0	0	0	0	0	865
Speaking-signaling	5.5-6.5	2796	38	1738	79	1055	0	0	0	0	0	0	0	0	0	5706
Serving	6.5-7.5	1567	69	927	53	492	0	0	0	0	0	0	0	0	0	3108
No significant relationship	7.5+	5799	177	3006	148	1726	0	0	0	0	0	0	0	0	0	10856
Not applicable (no occupation)	IAP	1359	34	509	29	1796	10334	2817	2765	2812	4510	2023	2044	1974	2538	35544

C. Occupational Relationship with Things.

R's THING

[VAR: DOTTHNG]

<u>RESPONSE</u>	<u>PUNCH</u>	<u>YEAR</u>														
		<u>1972-82</u>	<u>1982B</u>	<u>1983-87</u>	<u>1987B</u>	<u>1988-91</u>	<u>1993-98</u>	<u>2000</u>	<u>2002</u>	<u>2004</u>	<u>2006</u>	<u>2008</u>	<u>2010</u>	<u>2012</u>	<u>2014</u>	<u>ALL</u>
Setting-up	0-0.5	100	0	47	0	21	0	0	0	0	0	0	0	0	0	168
Precision working	0.5-1.5	879	19	468	18	326	0	0	0	0	0	0	0	0	0	1710
Operating- controlling	1.5-2.5	1168	16	680	30	374	0	0	0	0	0	0	0	0	0	2268
Driving-operating	2.5-3.5	794	28	435	15	236	0	0	0	0	0	0	0	0	0	1508
Manipulating	3.5-4.5	703	29	270	12	148	0	0	0	0	0	0	0	0	0	1162
Tending	4.5-5.5	984	33	455	22	255	0	0	0	0	0	0	0	0	0	1749
Feeding- off bearing	5.5-6.5	474	12	308	18	138	0	0	0	0	0	0	0	0	0	950
Handling	6.5-7.5	1315	41	845	65	493	0	0	0	0	0	0	0	0	0	2759
No significant relationship	7.5+	5850	142	3525	144	2120	0	0	0	0	0	0	0	0	0	11781
Not applicable (no occupation)	IAP	1359	34	509	29	1796	10334	2817	2765	2812	4510	2023	2044	1974	2538	35544

D. Occupational General Educational Development (GED).

R's GED

[VAR: DOTGED]

<u>RESPONSE</u>	<u>PUNCH</u>	<u>YEAR</u>														
		<u>1972-82</u>	<u>1982B</u>	<u>1983-87</u>	<u>1987B</u>	<u>1988-91</u>	<u>1993-98</u>	<u>2000</u>	<u>2002</u>	<u>2004</u>	<u>2006</u>	<u>2008</u>	<u>2010</u>	<u>2012</u>	<u>2014</u>	<u>ALL</u>
Lowest level 1	1.0-1.5	55	3	21	1	8	0	0	0	0	0	0	0	0	0	88
2	1.5-2.5	1287	60	686	55	373	0	0	0	0	0	0	0	0	0	2461
3	2.5-3.5	4607	158	2307	133	1342	0	0	0	0	0	0	0	0	0	8547
4	3.5-4.5	4242	67	2573	94	1438	0	0	0	0	0	0	0	0	0	8414
5	4.5-5.5	1758	28	1222	37	775	0	0	0	0	0	0	0	0	0	3820
Highest level 6	5.5-6.0	318	4	224	4	175	0	0	0	0	0	0	0	0	0	725
Not applicable (no occupation)	IAP	1359	34	509	29	1796	10334	2817	2765	2812	4510	2023	2044	1974	2538	35544

E. Occupation Specific Vocation Preparation (SVP).

[VAR: DOTSVVP]

RESPONSE	PUNCH	YEAR														
		1972-82	1982B	1983-87	1987B	1988-91	1993-98	2000	2002	2004	2006	2008	2010	2012	2014	ALL
Up to 30 days	1.5-2.5	566	15	339	32	188	0	0	0	0	0	0	0	0	0	1140
31 days to 3 months	2.5-3.5	2231	101	1062	73	608	0	0	0	0	0	0	0	0	0	4075
Over 3 months, to 6 months	3.5-4.5	2423	89	1255	71	725	0	0	0	0	0	0	0	0	0	4563
Over 6 months, to 1 year	4.5-5.5	1290	35	705	33	377	0	0	0	0	0	0	0	0	0	2440
1 - 2 years	5.5-6.5	2030	27	1214	50	692	0	0	0	0	0	0	0	0	0	4013
2 - 4 years	6.5-7.5	2884	44	1867	50	1103	0	0	0	0	0	0	0	0	0	5948
4 - 10 years	7.5+	842	9	590	15	418	0	0	0	0	0	0	0	0	0	1874
Not applicable (no occupation)	IAP	1359	34	509	29	1796	10334	2817	2765	2812	4510	2023	2044	1974	2538	35544

F. Occupational Prestige.

[VAR: DOTPRES]

RESPONSE	PUNCH	YEAR														
		1972-82	1982B	1983-87	1987B	1988-91	1993-98	2000	2002	2004	2006	2008	2010	2012	2014	ALL
00-09	0	89	5	61	4	40	0	0	0	0	0	0	0	0	0	199
10-19	1	876	67	479	56	245	0	0	0	0	0	0	0	0	0	1723
20-29	2	2282	70	1093	66	614	0	0	0	0	0	0	0	0	0	4125
30-39	3	3592	97	2006	100	1141	0	0	0	0	0	0	0	0	0	6936
40-49	4	3119	45	1800	49	1007	0	0	0	0	0	0	0	0	0	6020
50-59	5	705	9	481	20	338	0	0	0	0	0	0	0	0	0	1553
60-69	6	1422	23	976	27	621	0	0	0	0	0	0	0	0	0	3069
70-79	7	166	4	114	1	93	0	0	0	0	0	0	0	0	0	378
80-89	8	16	0	23	1	12	0	0	0	0	0	0	0	0	0	52
Not applicable	IAP	1359	34	509	29	1796	10334	2817	2765	2812	4510	2023	2044	1974	2538	35544

REMARKS: See Appendix J on DOT codes.

59. A. Spouse's Occupational Relationship with Data.

[VAR: SPDOTDAT]

<u>RESPONSE</u>	<u>PUNCH</u>	<u>YEAR</u>														
		<u>1972-82</u>	<u>1982B</u>	<u>1983-87</u>	<u>1987B</u>	<u>1988-91</u>	<u>1993-98</u>	<u>2000</u>	<u>2002</u>	<u>2004</u>	<u>2006</u>	<u>2008</u>	<u>2010</u>	<u>2012</u>	<u>2014</u>	<u>ALL</u>
Synthesizing	0-0.5	144	0	79	0	46	0	0	0	0	0	0	0	0	0	269
Coordinating	0.5-1.5	1257	6	765	20	490	0	0	0	0	0	0	0	0	0	2538
Analyzing	1.5-2.5	1479	15	730	16	373	0	0	0	0	0	0	0	0	0	2613
Compiling	2.5-3.5	1625	20	802	15	465	0	0	0	0	0	0	0	0	0	2927
Computing	3.5-4.5	878	10	428	7	212	0	0	0	0	0	0	0	0	0	1535
Copying	4.5-5.5	295	6	104	2	67	0	0	0	0	0	0	0	0	0	474
Comparing	5.5-6.5	722	17	321	15	167	0	0	0	0	0	0	0	0	0	1242
No significant relationship	6.5-8.5	1596	51	748	29	369	0	0	0	0	0	0	0	0	0	2793
Not applicable (no spouse with occupation)	IAP	5630	229	3565	249	3718	10334	2817	2765	2812	4510	2023	2044	1974	2538	45208

B. Spouse's Occupational Relationship with People.

[VAR: SPDOTPEO]

<u>RESPONSE</u>	<u>PUNCH</u>	<u>YEAR</u>														
		<u>1972-82</u>	<u>1982B</u>	<u>1983-87</u>	<u>1987B</u>	<u>1988-91</u>	<u>1993-98</u>	<u>2000</u>	<u>2002</u>	<u>2004</u>	<u>2006</u>	<u>2008</u>	<u>2010</u>	<u>2012</u>	<u>2014</u>	<u>ALL</u>
Mentoring	0-0.5	33	0	23	0	15	0	0	0	0	0	0	0	0	0	71
Negotiating	0.5-1.5	129	1	63	3	59	0	0	0	0	0	0	0	0	0	255
Instructing	1.5-2.5	417	5	186	4	108	0	0	0	0	0	0	0	0	0	720
Supervising	2.5-3.5	88	2	73	1	41	0	0	0	0	0	0	0	0	0	205
Diverting	3.5-4.5	524	3	284	8	158	0	0	0	0	0	0	0	0	0	977
Persuading	4.5-5.5	261	1	177	3	94	0	0	0	0	0	0	0	0	0	536
Speaking- Signaling	5.5-6.5	1870	28	999	12	548	0	0	0	0	0	0	0	0	0	3457
Serving	6.5-7.5	795	17	427	21	222	0	0	0	0	0	0	0	0	0	1482
No significant relationship	7.5+	3879	68	1745	52	944	0	0	0	0	0	0	0	0	0	6688
Not applicable (no spouse with occupation)	IAP	5630	229	3565	249	3718	10334	2817	2765	2812	4510	2023	2044	1974	2538	45208

C. Spouse's Occupational Relationship with Things.

[VAR: SPDOTTHN]

RESPONSE	PUNCH	YEAR														
		1972-82	1982B	1983-87	1987B	1988-91	1993-98	2000	2002	2004	2006	2008	2010	2012	2014	ALL
Setting-up	0-0.5	75	0	33	0	15	0	0	0	0	0	0	0	0	0	123
Precision working	0.5-1.5	696	6	302	8	183	0	0	0	0	0	0	0	0	0	1195
Operating-controlling	1.5-2.5	764	5	356	7	203	0	0	0	0	0	0	0	0	0	1335
Driving-operating	2.5-3.5	607	16	282	9	146	0	0	0	0	0	0	0	0	0	1060
Manipulating	3.5-4.5	523	9	218	9	105	0	0	0	0	0	0	0	0	0	864
Tending	4.5-5.5	666	13	247	15	130	0	0	0	0	0	0	0	0	0	1071
Feeding-off bearing	5.5-6.5	285	14	202	6	94	0	0	0	0	0	0	0	0	0	601
Handling	6.5-7.5	889	12	466	8	241	0	0	0	0	0	0	0	0	0	1616
No significant relationship	7.5+	3491	50	1871	42	1072	0	0	0	0	0	0	0	0	0	6526
Not applicable (no spouse with occupation)	IAP	5630	229	3565	249	3718	10334	2817	2765	2812	4510	2023	2044	1974	2538	45208

D. Spouse's Occupational General Educational Development (GED).

[VAR: SPDOTGED]

RESPONSE	PUNCH	YEAR														
		1972-82	1982B	1983-87	1987B	1988-91	1993-98	2000	2002	2004	2006	2008	2010	2012	2014	ALL
1 (Lowest Level)	1.0-1.5	18	0	10	1	3	0	0	0	0	0	0	0	0	0	32
2	1.5-2.5	734	30	348	15	172	0	0	0	0	0	0	0	0	0	1299
3	2.5-3.5	2821	61	1305	42	691	0	0	0	0	0	0	0	0	0	4920
4	3.5-4.5	3018	23	1486	28	819	0	0	0	0	0	0	0	0	0	5374
5	4.5-5.5	1150	11	688	18	390	0	0	0	0	0	0	0	0	0	2257
6 (Highest Level)	5.5-6.0	255	0	140	0	114	0	0	0	0	0	0	0	0	0	509
Not applicable (No spouse with occupation)	IAP	5630	229	3565	249	3718	10334	2817	2765	2812	4510	2023	2044	1974	2538	45208

E. Spouse's Occupation Specific Vocation Preparation (SVP).

[VAR: SPDOTSVP]

RESPONSE	PUNCH	YEAR														
		1972-82	1982B	1983-87	1987B	1988-91	1993-98	2000	2002	2004	2006	2008	2010	2012	2014	ALL
Short demonstration	1.0-1.5	1	0	0	0	0	0	0	0	0	0	0	0	0	0	1
Up to 30 days	1.5-2.5	257	7	158	6	80	0	0	0	0	0	0	0	0	0	508
31 days to 3 months	2.5-3.5	1211	45	552	21	283	0	0	0	0	0	0	0	0	0	2112
Over 3 months, to 6 months	3.5-4.5	1545	31	702	22	358	0	0	0	0	0	0	0	0	0	2658
Over 6 months, to 1 year	4.5-5.5	874	11	393	12	208	0	0	0	0	0	0	0	0	0	1498
1 - 2 years	5.5-6.5	1312	15	643	12	381	0	0	0	0	0	0	0	0	0	2363
2 - 4 years	6.5-7.5	2173	15	1171	30	619	0	0	0	0	0	0	0	0	0	4008
4 - 10 years	7.5+	623	1	358	1	260	0	0	0	0	0	0	0	0	0	1243
Not applicable (no spouse with occupation)	IAP	5630	229	3565	249	3718	10334	2817	2765	2812	4510	2023	2044	1974	2538	45208

F. Spouse's Occupational Prestige.

[VAR: SPDOTPRE]

RESPONSE	PUNCH	YEAR														
		1972-82	1982B	1983-87	1987B	1988-91	1993-98	2000	2002	2004	2006	2008	2010	2012	2014	ALL
00-09	0	30	0	29	2	16	0	0	0	0	0	0	0	0	0	77
10-19	1	392	19	196	9	86	0	0	0	0	0	0	0	0	0	702
20-29	2	1384	42	626	29	317	0	0	0	0	0	0	0	0	0	2398
30-39	3	2460	35	1115	25	613	0	0	0	0	0	0	0	0	0	4248
40-49	4	2185	16	1090	19	601	0	0	0	0	0	0	0	0	0	3911
50-59	5	439	5	302	8	171	0	0	0	0	0	0	0	0	0	925
60-69	6	960	8	540	12	324	0	0	0	0	0	0	0	0	0	1844
70-79	7	120	0	66	0	51	0	0	0	0	0	0	0	0	0	237
80-89	8	26	0	13	0	10	0	0	0	0	0	0	0	0	0	49
Not applicable (no spouse with occupation)	IAP	5630	229	3565	249	3718	10334	2817	2765	2812	4510	2023	2044	1974	2538	45208

REMARKS: See Appendix J on DOT codes.

60. A. Father's Occupational Relationship with Data.

[VAR: PADOTDAT]

<u>RESPONSE</u>	<u>PUNCH</u>	<u>YEAR</u>														
		<u>1972-82</u>	<u>1982B</u>	<u>1983-87</u>	<u>1987B</u>	<u>1988-91</u>	<u>1993-98</u>	<u>2000</u>	<u>2002</u>	<u>2004</u>	<u>2006</u>	<u>2008</u>	<u>2010</u>	<u>2012</u>	<u>2014</u>	<u>ALL</u>
Synthesizing	0-0.5	190	0	171	7	122	0	0	0	0	0	0	0	0	0	490
Coordinating	0.5-1.5	1562	11	1063	14	647	0	0	0	0	0	0	0	0	0	3297
Analyzing	1.5-2.5	4078	71	2130	69	1241	0	0	0	0	0	0	0	0	0	7589
Compiling	2.5-3.5	1420	24	733	29	373	0	0	0	0	0	0	0	0	0	2579
Computing	3.5-4.5	500	4	346	8	196	0	0	0	0	0	0	0	0	0	1054
Copying	4.5-5.5	348	5	149	8	80	0	0	0	0	0	0	0	0	0	590
Comparing	5.5-6.5	1382	51	671	34	352	0	0	0	0	0	0	0	0	0	2490
No significant relationship	6.5-8.5	2061	64	1083	75	633	0	0	0	0	0	0	0	0	0	3916
Not applicable (no father with occupation)	IAP	2085	124	1196	109	2263	10334	2817	2765	2812	4510	2023	2044	1974	2538	37594

B. Father's Occupational Relationship with People.

[VAR: PADOTPEO]

<u>RESPONSE</u>	<u>PUNCH</u>	<u>YEAR</u>														
		<u>1972-82</u>	<u>1982B</u>	<u>1983-87</u>	<u>1987B</u>	<u>1988-91</u>	<u>1993-98</u>	<u>2000</u>	<u>2002</u>	<u>2004</u>	<u>2006</u>	<u>2008</u>	<u>2010</u>	<u>2012</u>	<u>2014</u>	<u>ALL</u>
Mentoring	0-0.5	111	3	70	3	39	0	0	0	0	0	0	0	0	0	226
Negotiating	0.5-1.5	138	1	103	1	55	0	0	0	0	0	0	0	0	0	298
Instructing	1.5-2.5	139	1	106	3	85	0	0	0	0	0	0	0	0	0	334
Supervising	2.5-3.5	91	2	76	4	45	0	0	0	0	0	0	0	0	0	218
Diverting	3.5-4.5	710	2	487	4	290	0	0	0	0	0	0	0	0	0	1493
Persuading	4.5-5.5	363	4	192	4	133	0	0	0	0	0	0	0	0	0	696
Speaking- Signaling	5.5-6.5	1710	17	971	24	592	0	0	0	0	0	0	0	0	0	3314
Serving	6.5-7.5	326	5	210	4	97	0	0	0	0	0	0	0	0	0	642
No significant relationship	7.5+	7953	195	4131	197	2308	0	0	0	0	0	0	0	0	0	14784
Not applicable (no father with occupation)	IAP	2085	124	1196	109	2263	10334	2817	2765	2812	4510	2023	2044	1974	2538	37594

C. Father's Occupational Relationship with Things.

[VAR: PADOTTHN]

RESPONSE	PUNCH	YEAR														
		1972-82	1982B	1983-87	1987B	1988-91	1993-98	2000	2002	2004	2006	2008	2010	2012	2014	ALL
Setting-up	0-0.5	177	0	94	2	74	0	0	0	0	0	0	0	0	0	347
Precision working	0.5-1.5	1442	14	793	24	445	0	0	0	0	0	0	0	0	0	2718
Operating controlling	1.5-2.5	2915	71	1411	63	762	0	0	0	0	0	0	0	0	0	5222
Driving-operating	2.5-3.5	879	21	509	17	284	0	0	0	0	0	0	0	0	0	1710
Manipulating	3.5-4.5	1208	27	558	30	320	0	0	0	0	0	0	0	0	0	2143
Tending	4.5-5.5	1123	50	628	46	332	0	0	0	0	0	0	0	0	0	2179
Feeding - off bearing	5.5-6.5	560	12	396	17	205	0	0	0	0	0	0	0	0	0	1190
Handling	6.5-7.5	1322	18	758	16	479	0	0	0	0	0	0	0	0	0	2593
No significant relationship	7.5+	1915	17	1199	29	743	0	0	0	0	0	0	0	0	0	3903
Not applicable (no father with occupation)	IAP	2085	124	1196	109	2263	10334	2817	2765	2812	4510	2023	2044	1974	2538	37594

D. Father's Occupational General Educational Development (GED).

[VAR: PADOTGED]

RESPONSE	PUNCH	YEAR														
		1972-82	1982B	1983-87	1987B	1988-91	1993-98	2000	2002	2004	2006	2008	2010	2012	2014	ALL
1 Lowest level	1.0-1.5	25	3	15	3	9	0	0	0	0	0	0	0	0	0	55
2	1.5-2.5	1067	35	576	47	347	0	0	0	0	0	0	0	0	0	2072
3	2.5-3.5	3407	94	1820	82	981	0	0	0	0	0	0	0	0	0	6384
4	3.5-4.5	5732	91	2975	94	1653	0	0	0	0	0	0	0	0	0	10545
5	4.5-5.5	923	4	651	9	453	0	0	0	0	0	0	0	0	0	2040
6 (Highest Level)	5.5-6.0	387	3	309	9	201	0	0	0	0	0	0	0	0	0	909
Not applicable (no father with occupation)	IAP	2085	124	1196	109	2263	10334	2817	2765	2812	4510	2023	2044	1974	2538	37594

E. Father's Occupation Specific Vocation Preparation (SVP).

[VAR: PADOTSVP]

RESPONSE	PUNCH	YEAR														
		1972-82	1982B	1983-87	1987B	1988-91	1993-98	2000	2002	2004	2006	2008	2010	2012	2014	ALL
Short demonstration	1.0-1.5	5	0	4	0	1	0	0	0	0	0	0	0	0	0	10
Up to 30 days	1.5-2.5	154	7	105	13	51	0	0	0	0	0	0	0	0	0	330
31 days to 3 months	2.5-3.5	1329	49	729	49	470	0	0	0	0	0	0	0	0	0	2626
Over 3 months, to 6 months	3.5-4.5	1866	52	929	45	482	0	0	0	0	0	0	0	0	0	3374
Over 6 months, to 1 year	4.5-5.5	858	17	478	18	250	0	0	0	0	0	0	0	0	0	1621
1 - 2 years	5.5-6.5	860	13	494	19	256	0	0	0	0	0	0	0	0	0	1642
2 - 4 years	6.5-7.5	5348	81	2853	78	1693	0	0	0	0	0	0	0	0	0	10053
4 - 10 years	7.5+	1121	11	754	22	441	0	0	0	0	0	0	0	0	0	2349
Not applicable (no father with occupation)	IAP	2085	124	1196	109	2263	10334	2817	2765	2812	4510	2023	2044	1974	2538	37594

F. Father's Occupational Prestige.

[VAR: PADOTPRE]

RESPONSE	PUNCH	YEAR														
		1972-82	1982B	1983-87	1987B	1988-91	1993-98	2000	2002	2004	2006	2008	2010	2012	2014	ALL
00-09	0	30	2	11	0	8	0	0	0	0	0	0	0	0	0	51
10-19	1	614	33	336	34	161	0	0	0	0	0	0	0	0	0	1178
20-29	2	1977	60	996	63	547	0	0	0	0	0	0	0	0	0	3643
30-39	3	5116	111	2608	107	1440	0	0	0	0	0	0	0	0	0	9382
40-49	4	2515	18	1430	24	842	0	0	0	0	0	0	0	0	0	4829
50-59	5	298	3	214	4	138	0	0	0	0	0	0	0	0	0	657
60-69	6	808	2	605	11	420	0	0	0	0	0	0	0	0	0	1846
70-79	7	127	1	110	1	68	0	0	0	0	0	0	0	0	0	307
80-89	8	56	0	36	0	20	0	0	0	0	0	0	0	0	0	112
Not applicable (no father with occupation)	IAP	2085	124	1196	109	2263	10334	2817	2765	2812	4510	2023	2044	1974	2538	37594

REMARKS: See Appendix J on DOT codes.

61. Generally speaking, do you usually think of yourself as a Republican, Democrat, Independent, or what?

[VAR: PARTYID]

RESPONSE	PUNCH	YEAR														
		1972-82	1982B	1983-87	1987B	1988-91	1993-98	2000	2002	2004	2006	2008	2010	2012	2014	ALL
Strong Democrat	0	2197	143	1271	151	864	1420	414	408	455	700	390	348	356	419	9536
Not very strong Democrat	1	3482	109	1655	89	1282	2139	507	515	504	736	331	348	343	406	12446
Independent, close to Democrat	2	1768	44	904	51	578	1236	325	267	281	527	262	265	235	337	7080
Independent (Neither, No response)	3	1736	30	855	32	721	1508	566	528	471	997	322	360	373	502	9001
Independent, close to Republican	4	1106	8	743	9	571	942	261	199	239	327	162	197	157	249	5170
Not very strong Republican	5	2011	8	1259	15	1170	1802	399	449	425	637	303	277	250	292	9297
Strong Republican	6	1009	8	751	2	662	1047	285	315	396	495	202	184	192	245	5793
Other party, refused to say	7	243	0	75	1	44	167	48	48	29	65	38	49	54	62	923
Don't know	8	10	0	0	0	0	0	0	0	0	0	0	0	0	1	11
No answer	9	64	4	29	3	15	73	12	36	12	26	13	16	14	25	342

REMARKS: See Appendix D: Recodes, for original question format and method of recoding. See Appendix N for changes across surveys. If planning to perform trend analysis with this variable, please consult GSS Methodological Report No. 56.

62. A. Now in 1968, you remember that Humphrey ran for President on the Democratic ticket against Nixon for the Republicans, and Wallace as an Independent. Do you remember for sure whether or not you voted in that election?

[VAR: VOTE68]

RESPONSE	PUNCH	YEAR														
		1972-82	1982B	1983-87	1987B	1988-91	1993-98	2000	2002	2004	2006	2008	2010	2012	2014	ALL
Voted (ASK PRES68)	1	1992	0	0	0	0	0	0	0	0	0	0	0	0	0	1992
Did not vote (ASK IF68WHO)	2	813	0	0	0	0	0	0	0	0	0	0	0	0	0	813
Ineligible (ASK IF68WHO)	3	255	0	0	0	0	0	0	0	0	0	0	0	0	0	255
Refused (SKIP PRES68 & IF68WHO)	4	4	0	0	0	0	0	0	0	0	0	0	0	0	0	4
Religious non-voter (SKIP PRES68 & IF68WHO)	6	2	0	0	0	0	0	0	0	0	0	0	0	0	0	2
Don't know/Don't remember (SKIP PRES68 & IF68WHO)	8	46	0	0	0	0	0	0	0	0	0	0	0	0	0	46
No answer (SKIP PRES68 & IF68WHO)	9	5	0	0	0	0	0	0	0	0	0	0	0	0	0	5
Not applicable	IAP	10509	354	7542	353	5907	10334	2817	2765	2812	4510	2023	2044	1974	2538	56482

1. IF VOTED: Did you vote for Humphrey, Nixon, or Wallace?

[VAR: PRES68]

<u>RESPONSE</u>	<u>PUNCH</u>	<u>YEAR</u>														
		<u>1972-82</u>	<u>1982B</u>	<u>1983-87</u>	<u>1987B</u>	<u>1988-91</u>	<u>1993-98</u>	<u>2000</u>	<u>2002</u>	<u>2004</u>	<u>2006</u>	<u>2008</u>	<u>2010</u>	<u>2012</u>	<u>2014</u>	<u>ALL</u>
Humphrey	1	787	0	0	0	0	0	0	0	0	0	0	0	0	0	787
Nixon	2	885	0	0	0	0	0	0	0	0	0	0	0	0	0	885
Wallace	3	220	0	0	0	0	0	0	0	0	0	0	0	0	0	220
Other	4	16	0	0	0	0	0	0	0	0	0	0	0	0	0	16
Refused to tell	5	32	0	0	0	0	0	0	0	0	0	0	0	0	0	32
Don't know/Don't remember	8	43	0	0	0	0	0	0	0	0	0	0	0	0	0	43
No answer	9	9	0	0	0	0	0	0	0	0	0	0	0	0	0	9
Not applicable (Punches 2,3,4,6,8,9 in VOTE68)	IAP	11634	354	7542	353	5907	10334	2817	2765	2812	4510	2023	2044	1974	2538	57607

2. IF DID NOT VOTE: Who would you have voted for, for President, if you had voted?

[VAR: IF68WHO]

<u>RESPONSE</u>	<u>PUNCH</u>	<u>YEAR</u>														
		<u>1972-82</u>	<u>1982B</u>	<u>1983-87</u>	<u>1987B</u>	<u>1988-91</u>	<u>1993-98</u>	<u>2000</u>	<u>2002</u>	<u>2004</u>	<u>2006</u>	<u>2008</u>	<u>2010</u>	<u>2012</u>	<u>2014</u>	<u>ALL</u>
Humphrey	1	351	0	0	0	0	0	0	0	0	0	0	0	0	0	351
Nixon	2	371	0	0	0	0	0	0	0	0	0	0	0	0	0	371
Wallace	3	143	0	0	0	0	0	0	0	0	0	0	0	0	0	143
Other	4	37	0	0	0	0	0	0	0	0	0	0	0	0	0	37
Did not vote due to religious belief or did not like any of the candidates	6	10	0	0	0	0	0	0	0	0	0	0	0	0	0	10
Don't know/Don't remember	8	132	0	0	0	0	0	0	0	0	0	0	0	0	0	132
No answer	9	24	0	0	0	0	0	0	0	0	0	0	0	0	0	24
Not applicable (Punches 1,4,6,8,9 in VOTE68)	IAP	12558	354	7542	353	5907	10334	2817	2765	2812	4510	2023	2044	1974	2538	58531

- B. In 1972, you remember that McGovern ran for President on the Democratic ticket against Nixon for the Republicans.
Do you remember for sure whether or not you voted in that election?

[VAR: VOTE72]

RESPONSE	PUNCH	YEAR														
		1972-82	1982B	1983-87	1987B	1988-91	1993-98	2000	2002	2004	2006	2008	2010	2012	2014	ALL
Voted (ASK PRES72)	1	4883	0	0	0	0	0	0	0	0	0	0	0	0	0	4883
Did not vote (ASK IF72WHO)	2	2045	0	0	0	0	0	0	0	0	0	0	0	0	0	2045
Ineligible (ASK IF72WHO)	3	456	0	0	0	0	0	0	0	0	0	0	0	0	0	456
Refused (SKIP VOTE72 & IF72WHO)	4	18	0	0	0	0	0	0	0	0	0	0	0	0	0	18
Religious non-voter (SKIP VOTE72 & IF72WHO)	6	2	0	0	0	0	0	0	0	0	0	0	0	0	0	2
Don't know/Don't remember (SKIP VOTE72 & IF72WHO)	8	91	0	0	0	0	0	0	0	0	0	0	0	0	0	91
No answer (SKIP VOTE72 & IF72WHO)	9	12	0	0	0	0	0	0	0	0	0	0	0	0	0	12
Not applicable	IAP	6119	354	7542	353	5907	10334	2817	2765	2812	4510	2023	2044	1974	2538	52092

1. IF VOTED: Did you vote for McGovern or Nixon?

[VAR: PRES72]

RESPONSE	PUNCH	YEAR														
		1972-82	1982B	1983-87	1987B	1988-91	1993-98	2000	2002	2004	2006	2008	2010	2012	2014	ALL
McGovern	1	1784	0	0	0	0	0	0	0	0	0	0	0	0	0	1784
Nixon	2	2804	0	0	0	0	0	0	0	0	0	0	0	0	0	2804
Other	3	130	0	0	0	0	0	0	0	0	0	0	0	0	0	130
Refused	4	36	0	0	0	0	0	0	0	0	0	0	0	0	0	36
Didn't vote for president (ASK IF72WHO)	5	22	0	0	0	0	0	0	0	0	0	0	0	0	0	22
Don't know/Don't remember	8	65	0	0	0	0	0	0	0	0	0	0	0	0	0	65
No answer	9	52	0	0	0	0	0	0	0	0	0	0	0	0	0	52
Not applicable (Punches 2,3,4,6,8,9 in VOTE72)	IAP	8733	354	7542	353	5907	10334	2817	2765	2812	4510	2023	2044	1974	2538	54706

2. IF DID NOT VOTE: Who would you have voted for, for President, if you had voted?

[VAR: IF72WHO]

<u>RESPONSE</u>	<u>PUNCH</u>	<u>YEAR</u>														
		<u>1972-82</u>	<u>1982B</u>	<u>1983-87</u>	<u>1987B</u>	<u>1988-91</u>	<u>1993-98</u>	<u>2000</u>	<u>2002</u>	<u>2004</u>	<u>2006</u>	<u>2008</u>	<u>2010</u>	<u>2012</u>	<u>2014</u>	<u>ALL</u>
McGovern	1	853	0	0	0	0	0	0	0	0	0	0	0	0	0	853
Nixon	2	947	0	0	0	0	0	0	0	0	0	0	0	0	0	947
Other	3	233	0	0	0	0	0	0	0	0	0	0	0	0	0	233
Refused	4	1	0	0	0	0	0	0	0	0	0	0	0	0	0	1
Wouldn't vote	5	69	0	0	0	0	0	0	0	0	0	0	0	0	0	69
Religious non-voter	6	1	0	0	0	0	0	0	0	0	0	0	0	0	0	1
Don't know/Don't remember	8	352	0	0	0	0	0	0	0	0	0	0	0	0	0	352
No answer	9	83	0	0	0	0	0	0	0	0	0	0	0	0	0	83
Not applicable (Punches 1,4,6,8,9 in VOTE72 except for those also Punch 5 in PRES72)	IAP	11087	354	7542	353	5907	10334	2817	2765	2812	4510	2023	2044	1974	2538	57060

REMARKS: See Appendix N for changes across surveys.

- C. In 1976, you remember that Carter ran for President on the Democratic ticket against Ford for the Republicans. Do you remember for sure whether or not you voted in that election?

[VAR: VOTE76]

<u>RESPONSE</u>	<u>PUNCH</u>	<u>YEAR</u>														
		<u>1972-82</u>	<u>1982B</u>	<u>1983-87</u>	<u>1987B</u>	<u>1988-91</u>	<u>1993-98</u>	<u>2000</u>	<u>2002</u>	<u>2004</u>	<u>2006</u>	<u>2008</u>	<u>2010</u>	<u>2012</u>	<u>2014</u>	<u>ALL</u>
Voted (ASK PRES76)	1	3746	206	0	0	0	0	0	0	0	0	0	0	0	0	3952
Did not vote (ASK IF76WHO)	2	1757	95	0	0	0	0	0	0	0	0	0	0	0	0	1852
Ineligible (ASK IF76WHO)	3	421	45	0	0	0	0	0	0	0	0	0	0	0	0	466
Refused (SKIP PRES76 & IF76WHO)	4	11	0	0	0	0	0	0	0	0	0	0	0	0	0	11
Don't know/Can't remember (SKIP PRES76 & IF76WHO)	8	90	6	0	0	0	0	0	0	0	0	0	0	0	0	96
No answer (SKIP PRES76 & IF76WHO)	9	11	2	0	0	0	0	0	0	0	0	0	0	0	0	13
Not applicable	IAP	7590	0	7542	353	5907	10334	2817	2765	2812	4510	2023	2044	1974	2538	53209

1. IF VOTED: Did you vote for Carter or Ford?

[VAR: PRES76]

RESPONSE	PUNCH	YEAR														
		1972-82	1982B	1983-87	1987B	1988-91	1993-98	2000	2002	2004	2006	2008	2010	2012	2014	ALL
Carter	1	2032	182	0	0	0	0	0	0	0	0	0	0	0	0	2214
Ford	2	1556	15	0	0	0	0	0	0	0	0	0	0	0	0	1571
Other candidate (SPECIFY)	3	38	0	0	0	0	0	0	0	0	0	0	0	0	0	38
Refused	4	23	3	0	0	0	0	0	0	0	0	0	0	0	0	26
Didn't vote for president (ASK IF76WHO)	5	8	0	0	0	0	0	0	0	0	0	0	0	0	0	8
Don't know/Can't remember	8	57	5	0	0	0	0	0	0	0	0	0	0	0	0	62
No answer	9	43	3	0	0	0	0	0	0	0	0	0	0	0	0	46
Not applicable (Punches 2-9 in VOTE76)	IAP	9869	146	7542	353	5907	10334	2817	2765	2812	4510	2023	2044	1974	2538	55634

2. IF DID NOT VOTE OR INELIGIBLE: Who would you have voted for, for President, if you had voted?

[VAR: IF76WHO]

RESPONSE	PUNCH	YEAR														
		1972-82	1982B	1983-87	1987B	1988-91	1993-98	2000	2002	2004	2006	2008	2010	2012	2014	ALL
Carter	1	1060	98	0	0	0	0	0	0	0	0	0	0	0	0	1158
Ford	2	726	19	0	0	0	0	0	0	0	0	0	0	0	0	745
Other	3	94	5	0	0	0	0	0	0	0	0	0	0	0	0	99
Refused	4	0	1	0	0	0	0	0	0	0	0	0	0	0	0	1
Wouldn't vote	5	20	0	0	0	0	0	0	0	0	0	0	0	0	0	20
Don't know/Can't remember	8	236	10	0	0	0	0	0	0	0	0	0	0	0	0	246
No answer	9	76	3	0	0	0	0	0	0	0	0	0	0	0	0	79
Not applicable (Punches 1,4,8,9 in VOTE76 except for those also Punch 5 in PRES76)	IAP	11414	218	7542	353	5907	10334	2817	2765	2812	4510	2023	2044	1974	2538	57251

REMARKS: See Appendix N for changes across surveys. See Appendix T, GSS Methodological Report No. 34.

- D. In 1980, you remember that Carter ran for President on the Democratic ticket against Reagan for the Republicans, and Anderson as an Independent. Do you remember for sure whether or not you voted in that election?

[VAR: VOTE80]

RESPONSE	PUNCH	YEAR														
		1972-82	1982B	1983-87	1987B	1988-91	1993-98	2000	2002	2004	2006	2008	2010	2012	2014	ALL
Voted (ASK PRES80)	1	977	207	3963	206	0	0	0	0	0	0	0	0	0	0	5353
Did not vote (ASK IF80WHO)	2	452	129	1481	79	0	0	0	0	0	0	0	0	0	0	2141
Ineligible (ASK IF80WHO)	3	53	13	492	57	0	0	0	0	0	0	0	0	0	0	615
Refused (SKIP PRES80 and IF80WHO)	4	5	2	12	2	0	0	0	0	0	0	0	0	0	0	21
Don't know/Can't remember (SKIP PRES80 and IF80WHO)	8	18	2	103	8	0	0	0	0	0	0	0	0	0	0	131
No answer (SKIP PRES80 and IF80WHO)	9	1	1	21	1	0	0	0	0	0	0	0	0	0	0	24
Not applicable	IAP	12120	0	1470	0	5907	10334	2817	2765	2812	4510	2023	2044	1974	2538	51314

1. IF VOTED: Did you vote for Carter, Reagan, or Anderson?

[VAR: PRES80]

RESPONSE	PUNCH	YEAR														
		1972-82	1982B	1983-87	1987B	1988-91	1993-98	2000	2002	2004	2006	2008	2010	2012	2014	ALL
Carter	1	441	191	1817	186	0	0	0	0	0	0	0	0	0	0	2635
Reagan	2	437	5	1764	12	0	0	0	0	0	0	0	0	0	0	2218
Anderson	3	66	4	234	4	0	0	0	0	0	0	0	0	0	0	308
Other candidate (SPECIFY)	4	4	0	21	0	0	0	0	0	0	0	0	0	0	0	25
Refused	5	12	5	35	0	0	0	0	0	0	0	0	0	0	0	52
Didn't vote for President (ASK IF80WHO)	6	4	1	8	0	0	0	0	0	0	0	0	0	0	0	13
Don't know/Can't remember	8	12	1	68	1	0	0	0	0	0	0	0	0	0	0	82
No answer	9	2	1	37	4	0	0	0	0	0	0	0	0	0	0	44
Not applicable (Punches 2-8 in VOTE80)	IAP	12648	146	3558	146	5907	10334	2817	2765	2812	4510	2023	2044	1974	2538	54222

2. IF DID NOT VOTE OR INELIGIBLE: Who would you have voted for, for President, if you had voted?

[VAR: IF80WHO]

<u>RESPONSE</u>	<u>PUNCH</u>	<u>YEAR</u>														
		<u>1972-82</u>	<u>1982B</u>	<u>1983-87</u>	<u>1987B</u>	<u>1988-91</u>	<u>1993-98</u>	<u>2000</u>	<u>2002</u>	<u>2004</u>	<u>2006</u>	<u>2008</u>	<u>2010</u>	<u>2012</u>	<u>2014</u>	<u>ALL</u>
Carter	1	206	112	795	84	0	0	0	0	0	0	0	0	0	0	1197
Reagan	2	153	7	714	10	0	0	0	0	0	0	0	0	0	0	884
Anderson	3	45	2	101	11	0	0	0	0	0	0	0	0	0	0	159
Other	4	29	8	53	2	0	0	0	0	0	0	0	0	0	0	92
Wouldn't vote	5	0	0	8	0	0	0	0	0	0	0	0	0	0	0	8
Refused	7	1	0	0	0	0	0	0	0	0	0	0	0	0	0	1
Don't know/Can't remember	8	70	12	256	14	0	0	0	0	0	0	0	0	0	0	352
No answer	9	2	2	66	7	0	0	0	0	0	0	0	0	0	0	77
Not applicable (Punches 1,4,8 in IF80WHO except for those also Punch 6 in VOTE84)	IAP	13120	211	5549	225	5907	10334	2817	2765	2812	4510	2023	2044	1974	2538	56829

REMARKS: Appendix T, GSS Methodological Report No. 21.

- E. In 1984, you remember that Mondale ran for President on the Democratic ticket against Reagan for the Republicans. Do you remember for sure whether or not you voted in that election?

[VAR: VOTE84]

<u>RESPONSE</u>	<u>PUNCH</u>	<u>YEAR</u>														
		<u>1972-82</u>	<u>1982B</u>	<u>1983-87</u>	<u>1987B</u>	<u>1988-91</u>	<u>1993-98</u>	<u>2000</u>	<u>2002</u>	<u>2004</u>	<u>2006</u>	<u>2008</u>	<u>2010</u>	<u>2012</u>	<u>2014</u>	<u>ALL</u>
Voted (ASK PRES84)	1	0	0	3003	206	1884	0	0	0	0	0	0	0	0	0	5093
Did not vote (ASK IF84WHO)	2	0	0	1223	115	782	0	0	0	0	0	0	0	0	0	2120
Ineligible (ASK IF84WHO)	3	0	0	162	22	258	0	0	0	0	0	0	0	0	0	442
Refused (GO TO VOTE88)	4	0	0	7	1	20	0	0	0	0	0	0	0	0	0	28
Don't know/Can't remember (GO TO VOTE88)	8	0	0	66	8	69	0	0	0	0	0	0	0	0	0	143
No answer	9	0	0	9	1	5	0	0	0	0	0	0	0	0	0	15
Not applicable	IAP	13626	354	3072	0	2889	10334	2817	2765	2812	4510	2023	2044	1974	2538	51758

1. IF VOTED: Did you vote for Mondale or Reagan?

[VAR: PRES84]

RESPONSE	PUNCH	YEAR														
		1972-82	1982B	1983-87	1987B	1988-91	1993-98	2000	2002	2004	2006	2008	2010	2012	2014	ALL
Mondale	1	0	0	1147	174	640	0	0	0	0	0	0	0	0	0	1961
Reagan	2	0	0	1746	23	1142	0	0	0	0	0	0	0	0	0	2911
Other candidate (SPECIFY)	3	0	0	18	1	18	0	0	0	0	0	0	0	0	0	37
Refused	4	0	0	31	0	7	0	0	0	0	0	0	0	0	0	38
Didn't vote for President (ASK IF84WHO)	5	0	0	13	0	8	0	0	0	0	0	0	0	0	0	21
Don't know/Can't remember	8	0	0	33	4	44	0	0	0	0	0	0	0	0	0	81
No answer	9	0	0	24	5	32	0	0	0	0	0	0	0	0	0	61
Not applicable (Punches 2-8 in VOTE84)	IAP	13626	354	4530	146	4016	10334	2817	2765	2812	4510	2023	2044	1974	2538	54489

2. IF DID NOT VOTE OR INELIGIBLE: Who would you have voted for, for President, if you had voted?

[VAR: IF84WHO]

RESPONSE	PUNCH	YEAR														
		1972-82	1982B	1983-87	1987B	1988-91	1993-98	2000	2002	2004	2006	2008	2010	2012	2014	ALL
Mondale	1	0	0	435	80	267	0	0	0	0	0	0	0	0	0	782
Reagan	2	0	0	691	27	484	0	0	0	0	0	0	0	0	0	1202
Other	3	0	0	77	10	66	0	0	0	0	0	0	0	0	0	153
Wouldn't vote	4	0	0	7	0	0	0	0	0	0	0	0	0	0	0	7
Refused	5	0	0	0	0	0	0	0	0	0	0	0	0	0	0	0
Don't know/Can't remember	8	0	0	170	16	150	0	0	0	0	0	0	0	0	0	336
No answer	9	0	0	30	5	84	0	0	0	0	0	0	0	0	0	119
Not applicable (Punches 1,4,8 in VOTE84 except for those also Punch 5 in PRES84)	IAP	13626	354	6132	215	4856	10334	2817	2765	2812	4510	2023	2044	1974	2538	57000

F. In 1988, you remember that Dukakis ran for President on the Democratic ticket against Bush for the Republicans. Do you remember for sure whether or not you voted in that election?

[VAR: VOTE88]

RESPONSE	PUNCH	YEAR														
		1972-82	1982B	1983-87	1987B	1988-91	1993-98	2000	2002	2004	2006	2008	2010	2012	2014	ALL
Voted (ASK PRES88)	1	0	0	0	0	2856	1007	0	0	0	0	0	0	0	0	3863
Did not vote (ASK IF88WHO)	2	0	0	0	0	1324	441	0	0	0	0	0	0	0	0	1765
Ineligible (ASK VOTE92)	3	0	0	0	0	152	117	0	0	0	0	0	0	0	0	269
Refused (GO TO VOTE92)	4	0	0	0	0	40	5	0	0	0	0	0	0	0	0	45
Don't know/Can't remember (GO TO VOTE92)	8	0	0	0	0	50	30	0	0	0	0	0	0	0	0	80
No answer	9	0	0	0	0	4	6	0	0	0	0	0	0	0	0	10
Not applicable	IAP	13626	354	7542	353	1481	8728	2817	2765	2812	4510	2023	2044	1974	2538	53567

1. IF VOTED: Did you vote for Dukakis or Bush?

[VAR: PRES88]

RESPONSE	PUNCH	YEAR														
		1972-82	1982B	1983-87	1987B	1988-91	1993-98	2000	2002	2004	2006	2008	2010	2012	2014	ALL
Dukakis	1	0	0	0	0	1124	282	0	0	0	0	0	0	0	0	1406
Bush	2	0	0	0	0	1591	686	0	0	0	0	0	0	0	0	2277
Other candidate (SPECIFY)	3	0	0	0	0	28	10	0	0	0	0	0	0	0	0	38
Refused	4	0	0	0	0	2	0	0	0	0	0	0	0	0	0	2
Didn't vote for President (ASK IF88WHO)	5	0	0	0	0	10	4	0	0	0	0	0	0	0	0	14
Don't know/Can't remember	8	0	0	0	0	51	15	0	0	0	0	0	0	0	0	66
No answer	9	0	0	0	0	54	16	0	0	0	0	0	0	0	0	70
Not applicable (Punches 2-8 in VOTE88)	IAP	13626	354	7542	353	3047	9321	2817	2765	2812	4510	2023	2044	1974	2538	55726

2. IF DID NOT VOTE OR INELIGIBLE: Who would you have voted for, for President, if you had vote

[VAR: IF88WHO]

<u>RESPONSE</u>	<u>PUNCH</u>	<u>YEAR</u>														
		<u>1972-82</u>	<u>1982B</u>	<u>1983-87</u>	<u>1987B</u>	<u>1988-91</u>	<u>1993-98</u>	<u>2000</u>	<u>2002</u>	<u>2004</u>	<u>2006</u>	<u>2008</u>	<u>2010</u>	<u>2012</u>	<u>2014</u>	<u>ALL</u>
Dukakis	1	0	0	0	0	331	93	0	0	0	0	0	0	0	0	424
Bush	2	0	0	0	0	808	282	0	0	0	0	0	0	0	0	1090
Other	3	0	0	0	0	82	34	0	0	0	0	0	0	0	0	116
Don't know/Can't remember	8	0	0	0	0	215	112	0	0	0	0	0	0	0	0	327
No answer	9	0	0	0	0	51	40	0	0	0	0	0	0	0	0	91
Not applicable (Punches 1,4,8 in VOTE88 except for those also Punch 5 in PRES88)	IAP	13626	354	7542	353	4420	9773	2817	2765	2812	4510	2023	2044	1974	2538	57551

- G. In 1992, you remember that Clinton ran for President on the Democratic ticket against Bush for the Republicans and Perot as an Independent. Do you remember for sure whether or not you voted in that election?

[VAR: VOTE92]

<u>RESPONSE</u>	<u>PUNCH</u>	<u>YEAR</u>														
		<u>1972-82</u>	<u>1982B</u>	<u>1983-87</u>	<u>1987B</u>	<u>1988-91</u>	<u>1993-98</u>	<u>2000</u>	<u>2002</u>	<u>2004</u>	<u>2006</u>	<u>2008</u>	<u>2010</u>	<u>2012</u>	<u>2014</u>	<u>ALL</u>
Voted (ASK PRES92)	1	0	0	0	0	0	6836	0	0	0	0	0	0	0	0	6836
Did not vote (ASK IF92WHO)	2	0	0	0	0	0	2682	0	0	0	0	0	0	0	0	2682
Ineligible (ASK IF92WHO)	3	0	0	0	0	0	585	0	0	0	0	0	0	0	0	585
Refused to answer (GO TO PRES96)	4	0	0	0	0	0	43	0	0	0	0	0	0	0	0	43
Don't know, Can't remember (GO TO PRES96)	8	0	0	0	0	0	148	0	0	0	0	0	0	0	0	148
No answer	9	0	0	0	0	0	40	0	0	0	0	0	0	0	0	40
Not applicable	IAP	13626	354	7542	353	5907	0	2817	2765	2812	4510	2023	2044	1974	2538	49265

1. IF VOTED: Did you vote for Clinton, Bush, or Perot?

[VAR: PRES92]

RESPONSE	PUNCH	YEAR														
		1972-82	1982B	1983-87	1987B	1988-91	1993-98	2000	2002	2004	2006	2008	2010	2012	2014	ALL
Clinton (GO TO PRES96)	1	0	0	0	0	0	3134	0	0	0	0	0	0	0	0	3134
Bush (GO TO PRES96)	2	0	0	0	0	0	2449	0	0	0	0	0	0	0	0	2449
Perot (GO TO PRES96)	3	0	0	0	0	0	1039	0	0	0	0	0	0	0	0	1039
Other candidate (SPECIFY (GO TO PRES96))	4	0	0	0	0	0	21	0	0	0	0	0	0	0	0	21
Didn't vote for President (ASK IF96WHO)	6	0	0	0	0	0	15	0	0	0	0	0	0	0	0	15
Don't know/Can't remember (GO TO PRES96)	8	0	0	0	0	0	102	0	0	0	0	0	0	0	0	102
No answer	9	0	0	0	0	0	114	0	0	0	0	0	0	0	0	114
Not applicable (Punches 2-8 in VOTE92)	IAP	13626	354	7542	353	5907	3460	2817	2765	2812	4510	2023	2044	1974	2538	52725

2. IF DID NOT VOTE OR INELIGIBLE: Who would you have voted for, for President, if you had voted?

[VAR: IF92WHO]

RESPONSE	PUNCH	YEAR														
		1972-82	1982B	1983-87	1987B	1988-91	1993-98	2000	2002	2004	2006	2008	2010	2012	2014	ALL
Clinton	1	0	0	0	0	0	1185	0	0	0	0	0	0	0	0	1185
Bush	2	0	0	0	0	0	822	0	0	0	0	0	0	0	0	822
Perot	3	0	0	0	0	0	513	0	0	0	0	0	0	0	0	513
Other	4	0	0	0	0	0	139	0	0	0	0	0	0	0	0	139
Don't know/Can't remember	8	0	0	0	0	0	399	0	0	0	0	0	0	0	0	399
No answer	9	0	0	0	0	0	260	0	0	0	0	0	0	0	0	260
Not applicable (Punches 1, 4, and 8 in VOTE92 except for those also Punch 6 in PRES92)	IAP	13626	354	7542	353	5907	7016	2817	2765	2812	4510	2023	2044	1974	2538	56281

H. In 1996, you remember that Clinton ran for President on the Democratic ticket against Dole for the Republicans and Perot for the Reform Party. Do you remember for sure whether or not you voted in that election?

[VAR: VOTE96]

RESPONSE	PUNCH	YEAR														
		1972-82	1982B	1983-87	1987B	1988-91	1993-98	2000	2002	2004	2006	2008	2010	2012	2014	ALL
Voted (ASK A)	1	0	0	0	0	0	1783	1737	1734	0	0	0	0	0	0	5254
Did not vote (ASK B)	2	0	0	0	0	0	830	799	657	0	0	0	0	0	0	2286
Ineligible (ASK B)	3	0	0	0	0	0	123	201	340	0	0	0	0	0	0	664
Refused to answer (GO TO VOTE00)	4	0	0	0	0	0	15	9	13	0	0	0	0	0	0	37
Don't know, Can't remember (GO TO VOTE00)	8	0	0	0	0	0	51	64	21	0	0	0	0	0	0	136
No answer	9	0	0	0	0	0	30	7	0	0	0	0	0	0	0	37
Not applicable	IAP	13626	354	7542	353	5907	7502	0	0	2812	4510	2023	2044	1974	2538	51185

1. IF VOTED: Did you vote for Clinton, Bush, or Perot?

[VAR: PRES96]

RESPONSE	PUNCH	YEAR														
		1972-82	1982B	1983-87	1987B	1988-91	1993-98	2000	2002	2004	2006	2008	2010	2012	2014	ALL
Clinton (GO TO VOTE00)	1	0	0	0	0	0	923	918	1008	0	0	0	0	0	0	2849
Bush (GO TO VOTE00)	2	0	0	0	0	0	589	498	475	0	0	0	0	0	0	1562
Perot (GO TO VOTE00)	3	0	0	0	0	0	199	216	197	0	0	0	0	0	0	612
Other candidate (SPECIFY: _____) (GO TO VOTE00)	4	0	0	0	0	0	16	20	18	0	0	0	0	0	0	54
Didn't vote for President (ASK B)	6	0	0	0	0	0	6	4	10	0	0	0	0	0	0	20
Don't know/Can't remember (GO TO VOTE00)	8	0	0	0	0	0	40	57	7	0	0	0	0	0	0	104
No answer	9	0	0	0	0	0	40	30	19	0	0	0	0	0	0	89
Not applicable (Punches 2-8 in VOTE96)	IAP	13626	354	7542	353	5907	8521	1074	1031	2812	4510	2023	2044	1974	2538	54309

2. IF DID NOT VOTE OR INELIGIBLE: Who would you have voted for, for President, if you had vote

[VAR: IF96WHO]

RESPONSE	PUNCH	YEAR														
		1972-82	1982B	1983-87	1987B	1988-91	1993-98	2000	2002	2004	2006	2008	2010	2012	2014	ALL
Clinton	1	0	0	0	0	0	469	465	541	0	0	0	0	0	0	1475
Bush	2	0	0	0	0	0	126	107	149	0	0	0	0	0	0	382
Perot	3	0	0	0	0	0	131	110	103	0	0	0	0	0	0	344
Other	4	0	0	0	0	0	50	49	127	0	0	0	0	0	0	226
Don't know/Can't remember	8	0	0	0	0	0	152	205	73	0	0	0	0	0	0	430
No answer	9	0	0	0	0	0	62	67	14	0	0	0	0	0	0	143
Not applicable (Punches 1, 4, and 8 inVOTE96 except for those also Punch 6 in PRES96)	IAP	13626	354	7542	353	5907	9344	1814	1758	2812	4510	2023	2044	1974	2538	56599

- I. In 2000, you remember that Gore ran for President on the Democratic ticket against Bush for the Republicans . Do you remember for sure whether or not you voted in that election?

[VAR: VOTE00]

RESPONSE	PUNCH	YEAR														
		1972-82	1982B	1983-87	1987B	1988-91	1993-98	2000	2002	2004	2006	2008	2010	2012	2014	ALL
Voted (ASK A)	1	0	0	0	0	0	0	0	1780	1760	1826	0	0	0	0	5366
Did not vote (ASK B)	2	0	0	0	0	0	0	0	822	814	715	0	0	0	0	2351
Ineligible (ASK B)	3	0	0	0	0	0	0	0	138	211	389	0	0	0	0	738
Refused to answer (GO TO VOTE04)	4	0	0	0	0	0	0	0	11	4	0	0	0	0	0	15
Don't know, Can't remember (GO TO VOTE04)	8	0	0	0	0	0	0	0	14	23	52	0	0	0	0	89
Not applicable	IAP	13626	354	7542	353	5907	10334	2817	0	0	1528	2023	2044	1974	2538	51040

1. IF VOTED: Did you vote for Gore or Bush?

[VAR: PRES00]

RESPONSE	PUNCH	YEAR														
		1972-82	1982B	1983-87	1987B	1988-91	1993-98	2000	2002	2004	2006	2008	2010	2012	2014	ALL
Gore (GO TO VOTE04)	1	0	0	0	0	0	0	0	781	738	813	0	0	0	0	2332
Bush (GO TO VOTE04)	2	0	0	0	0	0	0	0	885	922	903	0	0	0	0	2710
NADER (GO TO VOTE04)	3	0	0	0	0	0	0	0	57	28	26	0	0	0	0	111
Other candidate (SPECIFY: _____) (GO TO VOTE04)	4	0	0	0	0	0	0	0	16	2	19	0	0	0	0	37
Didn't vote for President (ASK B)	6	0	0	0	0	0	0	0	10	4	9	0	0	0	0	23
Don't know/Can't remember (GO TO VOTE04)	8	0	0	0	0	0	0	0	6	21	14	0	0	0	0	41
No answer	9	0	0	0	0	0	0	0	25	49	52	0	0	0	0	126
Not applicable (Punches 2-8 in VOTE00)	IAP	13626	354	7542	353	5907	10334	2817	985	1048	2674	2023	2044	1974	2538	54219

2. IF DID NOT VOTE OR INELIGIBLE: Who would you have voted for, for President, if you had voted?

[VAR: IF00WHO]

RESPONSE	PUNCH	YEAR														
		1972-82	1982B	1983-87	1987B	1988-91	1993-98	2000	2002	2004	2006	2008	2010	2012	2014	ALL
Gore	1	0	0	0	0	0	0	0	352	404	423	0	0	0	0	1179
Bush	2	0	0	0	0	0	0	0	385	419	349	0	0	0	0	1153
NADER	3	0	0	0	0	0	0	0	26	32	37	0	0	0	0	95
Other	4	0	0	0	0	0	0	0	124	98	154	0	0	0	0	376
Don't know, Can't remember	8	0	0	0	0	0	0	0	66	65	125	0	0	0	0	256
No answer	9	0	0	0	0	0	0	0	42	57	77	0	0	0	0	176
Not applicable (Punches 1, 4, and 8 in VOTE00 except for those also Punch 6 in PRES00)	IAP	13626	354	7542	353	5907	10334	2817	1770	1737	3345	2023	2044	1974	2538	56364

J. In 2004, you remember that Kerry ran for President on the Democratic ticket against Bush for the Republicans. Do you remember for sure whether or not you voted in that election?

[VAR: VOTE04]

<u>RESPONSE</u>	<u>PUNCH</u>	<u>YEAR</u>														
		<u>1972-82</u>	<u>1982B</u>	<u>1983-87</u>	<u>1987B</u>	<u>1988-91</u>	<u>1993-98</u>	<u>2000</u>	<u>2002</u>	<u>2004</u>	<u>2006</u>	<u>2008</u>	<u>2010</u>	<u>2012</u>	<u>2014</u>	<u>ALL</u>
Voted (ASK A)	1	0	0	0	0	0	0	0	0	0	3037	1248	1220	0	0	5505
Did not vote (ASK B)	2	0	0	0	0	0	0	0	0	0	1089	539	534	0	0	2162
Ineligible (ASK B)	3	0	0	0	0	0	0	0	0	0	335	175	231	0	0	741
Refused to answer (GO TO POLVIEWS)	4	0	0	0	0	0	0	0	0	0	34	57	0	0	0	91
Don't know, Can't remember (GO TO POLVIEWS)	8	0	0	0	0	0	0	0	0	0	15	7	46	0	0	68
No answer	9	0	0	0	0	0	0	0	0	0	15	7	13	0	0	35
Not applicable	IAP	13626	354	7542	353	5907	10334	2817	2765	2812	0	0	0	1974	2538	51022

1. A4695 IF VOTED: Did you vote for Kerry or Bush?

[PRES04]

<u>RESPONSE</u>	<u>PUNCH</u>	<u>YEAR</u>														
		<u>1972-82</u>	<u>1982B</u>	<u>1983-87</u>	<u>1987B</u>	<u>1988-91</u>	<u>1993-98</u>	<u>2000</u>	<u>2002</u>	<u>2004</u>	<u>2006</u>	<u>2008</u>	<u>2010</u>	<u>2012</u>	<u>2014</u>	<u>ALL</u>
Kerry (GO TO POLVIEWS)	1	0	0	0	0	0	0	0	0	0	1434	580	526	0	0	2540
Bush (GO TO POLVIEWS)	2	0	0	0	0	0	0	0	0	0	1446	599	630	0	0	2675
Nader (GO TO POLVIEWS)	3	0	0	0	0	0	0	0	0	0	47	25	26	0	0	98
DIDN'T VOTE FOR PRESIDENT (ASK B)	6	0	0	0	0	0	0	0	0	0	17	12	6	0	0	35
DON'T KNOW/CAN'T REMEMBER (GO TO POLVIEWS)	8	0	0	0	0	0	0	0	0	0	18	8	8	0	0	34
No answer	9	0	0	0	0	0	0	0	0	0	90	31	37	0	0	158
Not applicable (Punch 2,3,4,8 in VOTE04)	IAP	13626	354	7542	353	5907	10334	2817	2765	2812	1458	768	811	1974	2538	54059

2. IF DID NOT VOTE OR INELIGIBLE: Who would you have voted for, for President, if you had voted?

[IF04WHO]

RESPONSE	PUNCH	YEAR														
		1972-82	1982B	1983-87	1987B	1988-91	1993-98	2000	2002	2004	2006	2008	2010	2012	2014	ALL
Kerry	1	0	0	0	0	0	0	0	0	0	572	309	322	0	0	1203
Bush	2	0	0	0	0	0	0	0	0	0	444	195	219	0	0	858
Other	3	0	0	0	0	0	0	0	0	0	269	125	126	0	0	520
DON'T KNOW/CAN'T REMEMBER	8	0	0	0	0	0	0	0	0	0	138	81	83	0	0	302
No answer	9	0	0	0	0	0	0	0	0	0	33	23	34	0	0	90
Not applicable (Punch 4,8 in VOTE04 1,2,3,8 in PRES04)	IAP	13626	354	7542	353	5907	10334	2817	2765	2812	3054	1290	1260	1974	2538	56626

- K. In 2008, you remember that Obama ran for President on the Democratic ticket against McCain for the Republicans.
Do you remember for sure whether or not you voted in that election?

[VOTE08]

RESPONSE	PUNCH	YEAR														
		1972-82	1982B	1983-87	1987B	1988-91	1993-98	2000	2002	2004	2006	2008	2010	2012	2014	ALL
Voted (ASK A)	1	0	0	0	0	0	0	0	0	0	0	0	1385	1304	1679	4368
Did not vote (ASK B)	2	0	0	0	0	0	0	0	0	0	0	0	521	485	583	1589
Ineligible (ASK B)	3	0	0	0	0	0	0	0	0	0	0	0	117	159	252	528
Don't know, Can't remember (GO TO POLVIEWS)	8	0	0	0	0	0	0	0	0	0	0	0	12	22	21	55
Refused to answer (GO TO POLVIEWS)	9	0	0	0	0	0	0	0	0	0	0	0	9	4	3	16
Not applicable	IAP	13626	354	7542	353	5907	10334	2817	2765	2812	4510	2023	0	0	0	53043

1. IF VOTED: Did you vote for Obama or McCain?

[PRES08]

RESPONSE	PUNCH	YEAR														
		1972-82	1982B	1983-87	1987B	1988-91	1993-98	2000	2002	2004	2006	2008	2010	2012	2014	ALL
Obama (GO TO POLVIEWS)	1	0	0	0	0	0	0	0	0	0	0	0	805	774	972	2551
McCain (GO TO POLVIEWS)	2	0	0	0	0	0	0	0	0	0	0	0	497	448	601	1546
Other candidate (specify) (GO TO POLVIEWS)	3	0	0	0	0	0	0	0	0	0	0	0	41	27	27	95
DIDN'T VOTE FOR PRESIDENT (ASK B)	4	0	0	0	0	0	0	0	0	0	0	0	4	10	6	20
DON'T KNOW/CAN'T REMEMBER (GO TO POLVIEWS)	8	0	0	0	0	0	0	0	0	0	0	0	2	10	21	33
No answer	9	0	0	0	0	0	0	0	0	0	0	0	45	39	55	139
Not applicable (Punch 2,3,8,9 in VOTE08)	IAP	13626	354	7542	353	5907	10334	2817	2765	2812	4510	2023	654	666	856	55219

2. IF DID NOT VOTE OR INELIGIBLE: Who would you have voted for, for President, if you had voted?

[IF08WHO]

RESPONSE	PUNCH	YEAR														
		1972-82	1982B	1983-87	1987B	1988-91	1993-98	2000	2002	2004	2006	2008	2010	2012	2014	ALL
Obama	1	0	0	0	0	0	0	0	0	0	0	0	353	354	402	1109
McCain	2	0	0	0	0	0	0	0	0	0	0	0	113	146	200	459
Other	3	0	0	0	0	0	0	0	0	0	0	0	118	84	159	361
DON'T KNOW/CAN'T REMEMBER	8	0	0	0	0	0	0	0	0	0	0	0	45	51	62	158
Refused to answer	9	0	0	0	0	0	0	0	0	0	0	0	22	23	19	64
Not applicable (Punch 8,9 in VOTE08 1,2,3,8 in PRES08)	IAP	13626	354	7542	353	5907	10334	2817	2765	2812	4510	2023	1393	1316	1696	57448

L. In 2012, you remember that Obama ran for President on the Democratic ticket against Romney for the Republicans. Do you remember for sure whether or not you voted in that election?

[VAR:VOTE12]

RESPONSE	PUNCH	YEAR															
		1972-82	1982B	1983-87	1987B	1988-91	1993-98	2000	2002	2004	2006	2008	2010	2012	2014	ALL	
Voted	1	0	0	0	0	0	0	0	0	0	0	0	0	0	0	1652	1652
Did not vote	2	0	0	0	0	0	0	0	0	0	0	0	0	0	0	722	722
Ineligible	3	0	0	0	0	0	0	0	0	0	0	0	0	0	0	135	135
No answer	4	0	0	0	0	0	0	0	0	0	0	0	0	0	0	6	6
Don't know	8	0	0	0	0	0	0	0	0	0	0	0	0	0	0	23	23
Not applicable	IAP	13626	354	7542	353	5907	10334	2817	2765	2812	4510	2023	2044	1974	0	57061	

1. Did you vote for Obama or Romney?

[VAR:PRES12]

RESPONSE	PUNCH	YEAR															
		1972-82	1982B	1983-87	1987B	1988-91	1993-98	2000	2002	2004	2006	2008	2010	2012	2014	ALL	
Obama	1	0	0	0	0	0	0	0	0	0	0	0	0	0	0	927	927
Romney	2	0	0	0	0	0	0	0	0	0	0	0	0	0	0	613	613
Other candidate (SPECIFY)	3	0	0	0	0	0	0	0	0	0	0	0	0	0	0	45	45
Didn't vote for president	5	0	0	0	0	0	0	0	0	0	0	0	0	0	0	14	14
Don't know	8	0	0	0	0	0	0	0	0	0	0	0	0	0	0	10	10
No answer	9	0	0	0	0	0	0	0	0	0	0	0	0	0	0	50	50
Not applicable	IAP	13626	354	7542	353	5907	10334	2817	2765	2812	4510	2023	2044	1974	879	57940	

2. Who would you have voted for, for president, if you had voted?

[VAR:IF12WHO]

RESPONSE	PUNCH	YEAR															
		1972-82	1982B	1983-87	1987B	1988-91	1993-98	2000	2002	2004	2006	2008	2010	2012	2014	ALL	
Obama	1	0	0	0	0	0	0	0	0	0	0	0	0	0	0	372	372
Romney	2	0	0	0	0	0	0	0	0	0	0	0	0	0	0	210	210
Other	3	0	0	0	0	0	0	0	0	0	0	0	0	0	0	202	202
Don't know	8	0	0	0	0	0	0	0	0	0	0	0	0	0	0	70	70
No answer	9	0	0	0	0	0	0	0	0	0	0	0	0	0	0	20	20
Not applicable	IAP	13626	354	7542	353	5907	10334	2817	2765	2812	4510	2023	2044	1974	1664	58725	

63. A. We hear a lot of talk these days about liberals and conservatives. I'm going to show you a seven-point scale on which the political views that people might hold are arranged from extremely liberal--point 1--to extremely conservative--point 7. Where would you place yourself on this scale?

HAND CARD Q

[VAR: POLVIEWS]

<u>RESPONSE</u>	<u>PUNCH</u>	<u>YEAR</u>														
		<u>1972-82</u>	<u>1982B</u>	<u>1983-87</u>	<u>1987B</u>	<u>1988-91</u>	<u>1993-98</u>	<u>2000</u>	<u>2002</u>	<u>2004</u>	<u>2006</u>	<u>2008</u>	<u>2010</u>	<u>2012</u>	<u>2014</u>	<u>ALL</u>
Extremely liberal	1	225	17	136	16	147	224	107	47	46	139	69	76	81	94	1424
Liberal	2	1135	63	670	59	649	1168	308	143	120	524	240	259	244	304	5886
Slightly liberal	3	1469	50	812	36	773	1266	285	159	153	517	221	232	208	263	6444
Moderate, middle of the road	4	3960	111	2569	104	2140	3655	1054	522	497	1683	740	746	713	989	19483
Slightly conservative	5	1652	29	1166	43	950	1619	390	209	214	618	268	265	268	334	8025
Conservative	6	1248	28	895	30	823	1605	411	210	223	685	327	315	292	358	7450
Extremely conservative	7	265	12	173	13	150	324	89	41	56	167	68	80	68	107	1613
Don't know	8	473	38	272	39	251	438	149	36	26	154	77	61	87	65	2166
No answer	9	82	6	54	13	24	35	24	5	5	23	13	10	13	24	331
Not applicable	IAP	3117	0	795	0	0	0	0	1393	1472	0	0	0	0	0	6777

REMARKS: Card Q contained responses for punches 1 through 7. POLVIEWS was asked on both Form 1 and Form 2 at different points in the interview in 1978. POLVIEWS appeared only on Form 1 in 1983.
For locating the questions, see <http://www.norc.org/GSS+Website/Publications/GSS+Questionnaires/>
See POLVIEWY & POLVIEWX

- B. We hear a lot of talk these days about liberals and conservatives. I'm going to show you a seven-point scale on which the political views that people might hold are arranged from extremely liberal--point 1--to extremely conservative--point 7. Where would you place yourself on this scale, or haven't you thought much about it

HAND CARD R

[VAR: POLVIEWY]

<u>RESPONSE</u>	<u>PUNCH</u>	<u>YEAR</u>														
		<u>1972-82</u>	<u>1982B</u>	<u>1983-87</u>	<u>1987B</u>	<u>1988-91</u>	<u>1993-98</u>	<u>2000</u>	<u>2002</u>	<u>2004</u>	<u>2006</u>	<u>2008</u>	<u>2010</u>	<u>2012</u>	<u>2014</u>	<u>ALL</u>
Extremely liberal	1	12	0	0	0	0	0	0	0	0	0	0	0	0	0	12
Liberal	2	66	0	0	0	0	0	0	0	0	0	0	0	0	0	66
Slightly liberal	3	109	0	0	0	0	0	0	0	0	0	0	0	0	0	109
Moderate, middle of road	4	239	0	0	0	0	0	0	0	0	0	0	0	0	0	239
Slightly conservative	5	116	0	0	0	0	0	0	0	0	0	0	0	0	0	116
Conservative	6	74	0	0	0	0	0	0	0	0	0	0	0	0	0	74
Extremely conservative	7	11	0	0	0	0	0	0	0	0	0	0	0	0	0	11
Haven't thought much about this	0	124	0	0	0	0	0	0	0	0	0	0	0	0	0	124
Don't know	8	17	0	0	0	0	0	0	0	0	0	0	0	0	0	17
No answer	9	3	0	0	0	0	0	0	0	0	0	0	0	0	0	3
Not applicable	IAP	12855	354	7542	353	5907	10334	2817	2765	2812	4510	2023	2044	1974	2538	58828

REMARKS: Card R contained responses for punches 1 through 7. POLVIEWY appeared on Form 2 in 1978. It is a variant of POLVIEWS.

- C. In political matters, people talk of "the left" and "the right." How would you place your views on this scale?
(SHOW CARD S. DO NOT PROMPT. IF RESPONDENT HESITATES, ASK R TO TRY AGAIN.
MARK ANSWER BELOW.)

HAND CARD S

[VAR: POLVIEWX]

RESPONSE	PUNCH	YEAR														
		<u>1972-82</u>	<u>1982B</u>	<u>1983-87</u>	<u>1987B</u>	<u>1988-91</u>	<u>1993-98</u>	<u>2000</u>	<u>2002</u>	<u>2004</u>	<u>2006</u>	<u>2008</u>	<u>2010</u>	<u>2012</u>	<u>2014</u>	<u>ALL</u>
Left 1	1	0	0	16	0	0	0	0	0	0	0	0	0	0	0	16
2	2	0	0	17	0	0	0	0	0	0	0	0	0	0	0	17
3	3	0	0	46	0	0	0	0	0	0	0	0	0	0	0	46
4	4	0	0	77	0	0	0	0	0	0	0	0	0	0	0	77
5	5	0	0	311	0	0	0	0	0	0	0	0	0	0	0	311
6	6	0	0	102	0	0	0	0	0	0	0	0	0	0	0	102
7	7	0	0	82	0	0	0	0	0	0	0	0	0	0	0	82
8	8	0	0	46	0	0	0	0	0	0	0	0	0	0	0	46
9	9	0	0	14	0	0	0	0	0	0	0	0	0	0	0	14
Right 10	10	0	0	19	0	0	0	0	0	0	0	0	0	0	0	19
Don't know	98	0	0	55	0	0	0	0	0	0	0	0	0	0	0	55
No answer	99	0	0	10	0	0	0	0	0	0	0	0	0	0	0	10
Not applicable	IAP	13626	354	6747	353	5907	10334	2817	2765	2812	4510	2023	2044	1974	2538	58804

REMARKS: CARD S contained responses 1 through 10. POLVIEWX appeared on Form 2 in 1983. See Appendix T, GSS Methodological Report No. 29.

64. We are faced with many problems in this country, none of which can be solved easily or inexpensively. I'm going to name some of these problems, and for each one I'd like you to name some of these problems, and for each one I'd like you to tell me whether you think we're spending too much money on it, too little money, or about the right amount. First (READ ITEM A) . . . are we spending too much, too little, or about the right amount on (ITEM)?

- A. Space exploration program

[VAR: NATSPAC]

RESPONSE	PUNCH	YEAR														
		<u>1972-82</u>	<u>1982B</u>	<u>1983-87</u>	<u>1987B</u>	<u>1988-91</u>	<u>1993-98</u>	<u>2000</u>	<u>2002</u>	<u>2004</u>	<u>2006</u>	<u>2008</u>	<u>2010</u>	<u>2012</u>	<u>2014</u>	<u>ALL</u>
Too little	1	1254	15	525	9	403	500	195	150	186	211	121	169	203	298	4239
About right	2	3907	61	1686	22	1253	2039	529	640	598	651	459	411	399	518	13173
Too much	3	6213	250	1623	79	1060	2251	578	479	541	545	354	361	297	334	14965
Don't know	8	628	27	210	8	185	331	105	87	75	74	67	72	94	121	2084
No answer	9	11	1	11	0	15	8	2	2	1	3	3	1	5	3	66
Not applicable	IAP	1613	0	3487	235	2991	5205	1408	1407	1411	3026	1019	1030	976	1264	25072

B. Improving and protecting the environment

[VAR: NATENVIR]

<u>RESPONSE</u>	<u>PUNCH</u>	<u>YEAR</u>														
		<u>1972-82</u>	<u>1982B</u>	<u>1983-87</u>	<u>1987B</u>	<u>1988-91</u>	<u>1993-98</u>	<u>2000</u>	<u>2002</u>	<u>2004</u>	<u>2006</u>	<u>2008</u>	<u>2010</u>	<u>2012</u>	<u>2014</u>	<u>ALL</u>
Too little	1	6373	217	2317	81	1999	2992	858	793	862	992	659	557	559	731	19990
About right	2	3671	72	1226	28	650	1459	385	439	405	365	236	297	306	394	9933
Too much	3	1221	36	273	3	129	459	112	90	95	89	81	122	106	119	2935
Don't know	8	714	27	215	5	119	207	52	33	38	38	28	36	25	29	1566
No answer	9	34	2	24	1	19	12	2	3	1	0	0	2	2	1	103
Not applicable	IAP	1613	0	3487	235	2991	5205	1408	1407	1411	3026	1019	1030	976	1264	25072

C. Improving and protecting the nation's health

[VAR: NATHEAL]

<u>RESPONSE</u>	<u>PUNCH</u>	<u>YEAR</u>														
		<u>1972-82</u>	<u>1982B</u>	<u>1983-87</u>	<u>1987B</u>	<u>1988-91</u>	<u>1993-98</u>	<u>2000</u>	<u>2002</u>	<u>2004</u>	<u>2006</u>	<u>2008</u>	<u>2010</u>	<u>2012</u>	<u>2014</u>	<u>ALL</u>
Too little	1	7032	251	2378	102	1994	3407	1010	1000	1081	1094	749	597	599	732	22026
About right	2	3756	64	1309	13	734	1162	319	284	238	282	177	234	260	342	9174
Too much	3	705	22	209	3	84	378	50	52	63	75	47	157	110	166	2121
Don't know	8	486	13	137	0	87	164	27	21	19	32	31	25	27	33	1102
No answer	9	34	4	22	0	17	18	3	1	0	1	0	1	2	1	104
Not applicable	IAP	1613	0	3487	235	2991	5205	1408	1407	1411	3026	1019	1030	976	1264	25072

D. Solving the problems of the big cities

[VAR: NATCITY]

<u>RESPONSE</u>	<u>PUNCH</u>	<u>YEAR</u>														
		<u>1972-82</u>	<u>1982B</u>	<u>1983-87</u>	<u>1987B</u>	<u>1988-91</u>	<u>1993-98</u>	<u>2000</u>	<u>2002</u>	<u>2004</u>	<u>2006</u>	<u>2008</u>	<u>2010</u>	<u>2012</u>	<u>2014</u>	<u>ALL</u>
Too little	1	5227	228	1663	71	1366	2654	627	562	556	666	444	393	385	544	15386
About right	2	3121	56	1240	25	840	1266	439	494	522	510	333	337	339	419	9941
Too much	3	2002	39	610	8	307	642	146	183	173	173	113	179	157	186	4918
Don't know	8	1616	29	512	14	382	549	190	116	149	135	114	104	109	124	4143
No answer	9	47	2	30	0	21	18	7	3	1	0	0	1	8	1	139
Not applicable	IAP	1613	0	3487	235	2991	5205	1408	1407	1411	3026	1019	1030	976	1264	25072

E. Halting the rising crime rate

[VAR: NATCRIME]

<u>RESPONSE</u>	<u>PUNCH</u>	<u>YEAR</u>														
		<u>1972-82</u>	<u>1982B</u>	<u>1983-87</u>	<u>1987B</u>	<u>1988-91</u>	<u>1993-98</u>	<u>2000</u>	<u>2002</u>	<u>2004</u>	<u>2006</u>	<u>2008</u>	<u>2010</u>	<u>2012</u>	<u>2014</u>	<u>ALL</u>
Too little	1	7972	268	2648	87	1991	3501	827	758	796	897	601	581	573	755	22255
About right	2	2680	45	1020	22	665	1126	454	473	490	456	296	328	319	371	8745
Too much	3	689	28	194	4	127	325	76	90	72	95	68	71	68	106	2013
Don't know	8	619	10	163	2	111	160	44	35	41	35	39	32	37	41	1369
No answer	9	53	3	30	3	22	17	8	2	2	1	0	2	1	1	145
Not applicable	IAP	1613	0	3487	235	2991	5205	1408	1407	1411	3026	1019	1030	976	1264	25072

F. Dealing with drug addiction

[VAR: NATDRUG]

<u>RESPONSE</u>	<u>PUNCH</u>	<u>YEAR</u>														
		<u>1972-82</u>	<u>1982B</u>	<u>1983-87</u>	<u>1987B</u>	<u>1988-91</u>	<u>1993-98</u>	<u>2000</u>	<u>2002</u>	<u>2004</u>	<u>2006</u>	<u>2008</u>	<u>2010</u>	<u>2012</u>	<u>2014</u>	<u>ALL</u>
Too little	1	6973	232	2450	93	1889	3016	821	774	757	906	556	544	544	724	20279
About right	2	3260	63	1185	15	732	1382	390	409	456	401	308	327	290	349	9567
Too much	3	924	35	220	4	176	481	117	127	130	121	92	105	110	145	2787
Don't know	8	798	19	177	6	98	227	74	44	55	54	47	36	52	56	1743
No answer	9	58	5	23	0	21	23	7	4	3	2	1	2	2	0	151
Not applicable	IAP	1613	0	3487	235	2991	5205	1408	1407	1411	3026	1019	1030	976	1264	25072

G. Improving the nation's education system

[VAR: NATEDUC]

<u>RESPONSE</u>	<u>PUNCH</u>	<u>YEAR</u>														
		<u>1972-82</u>	<u>1982B</u>	<u>1983-87</u>	<u>1987B</u>	<u>1988-91</u>	<u>1993-98</u>	<u>2000</u>	<u>2002</u>	<u>2004</u>	<u>2006</u>	<u>2008</u>	<u>2010</u>	<u>2012</u>	<u>2014</u>	<u>ALL</u>
Too little	1	6086	278	2451	90	1949	3542	994	992	1001	1075	707	721	733	894	21513
About right	2	4267	60	1261	26	754	1155	321	278	310	310	232	226	174	277	9651
Too much	3	1158	9	205	0	107	310	66	73	72	77	54	53	78	75	2337
Don't know	8	468	5	114	2	83	109	26	13	17	21	10	12	11	27	918
No answer	9	34	2	24	0	23	13	2	2	1	1	1	2	2	1	108
Not applicable	IAP	1613	0	3487	235	2991	5205	1408	1407	1411	3026	1019	1030	976	1264	25072

H. Improving the conditions of Blacks

[VAR: NATRACE]

<u>RESPONSE</u>	<u>PUNCH</u>	<u>YEAR</u>														
		<u>1972-82</u>	<u>1982B</u>	<u>1983-87</u>	<u>1987B</u>	<u>1988-91</u>	<u>1993-98</u>	<u>2000</u>	<u>2002</u>	<u>2004</u>	<u>2006</u>	<u>2008</u>	<u>2010</u>	<u>2012</u>	<u>2014</u>	<u>ALL</u>
Too little	1	3280	309	1276	95	998	1672	469	412	441	521	350	306	329	406	10864
About right	2	5029	33	1734	16	1202	2033	563	617	636	602	420	439	420	550	14294
Too much	3	2776	6	701	1	444	928	204	230	199	225	111	154	128	174	6281
Don't know	8	882	4	318	5	254	474	163	87	115	124	113	108	111	135	2893
No answer	9	46	2	26	1	18	22	10	12	10	12	10	7	10	9	195
Not applicable	IAP	1613	0	3487	235	2991	5205	1408	1407	1411	3026	1019	1030	976	1264	25072

I. The military, armaments and defense

[VAR: NATARMS]

<u>RESPONSE</u>	<u>PUNCH</u>	<u>YEAR</u>														
		<u>1972-82</u>	<u>1982B</u>	<u>1983-87</u>	<u>1987B</u>	<u>1988-91</u>	<u>1993-98</u>	<u>2000</u>	<u>2002</u>	<u>2004</u>	<u>2006</u>	<u>2008</u>	<u>2010</u>	<u>2012</u>	<u>2014</u>	<u>ALL</u>
Too little	1	3063	45	765	20	399	806	323	414	464	379	235	271	243	448	7875
About right	2	4924	115	1593	27	1303	2367	641	615	540	475	304	370	401	399	14074
Too much	3	3195	152	1493	60	1058	1686	343	295	363	588	426	345	321	383	10708
Don't know	8	787	39	183	10	136	250	96	33	34	41	38	26	31	43	1747
No answer	9	44	3	21	1	20	20	6	1	0	1	1	2	2	1	123
Not applicable	IAP	1613	0	3487	235	2991	5205	1408	1407	1411	3026	1019	1030	976	1264	25072

J. Foreign aid

[VAR: NATAID]

<u>RESPONSE</u>	<u>PUNCH</u>	<u>YEAR</u>														
		<u>1972-82</u>	<u>1982B</u>	<u>1983-87</u>	<u>1987B</u>	<u>1988-91</u>	<u>1993-98</u>	<u>2000</u>	<u>2002</u>	<u>2004</u>	<u>2006</u>	<u>2008</u>	<u>2010</u>	<u>2012</u>	<u>2014</u>	<u>ALL</u>
Too little	1	499	38	212	13	136	255	114	88	132	163	117	88	79	89	2023
About right	2	2359	57	789	21	623	1149	398	365	344	358	261	305	257	345	7631
Too much	3	8524	231	2848	77	1992	3449	799	860	872	904	556	580	594	775	23061
Don't know	8	612	24	184	6	144	261	94	42	51	54	68	39	65	64	1708
No answer	9	19	4	22	1	21	15	4	3	2	5	2	2	3	1	104
Not applicable	IAP	1613	0	3487	235	2991	5205	1408	1407	1411	3026	1019	1030	976	1264	25072

K. Welfare

[VAR: NATFARE]

<u>RESPONSE</u>	<u>PUNCH</u>	<u>YEAR</u>														
		<u>1972-82</u>	<u>1982B</u>	<u>1983-87</u>	<u>1987B</u>	<u>1988-91</u>	<u>1993-98</u>	<u>2000</u>	<u>2002</u>	<u>2004</u>	<u>2006</u>	<u>2008</u>	<u>2010</u>	<u>2012</u>	<u>2014</u>	<u>ALL</u>
Too little	1	2049	201	858	56	650	757	282	279	331	380	251	234	197	250	6775
About right	2	3122	74	1246	28	947	1428	531	502	475	515	349	338	333	372	10260
Too much	3	6279	52	1777	23	1150	2730	518	533	554	539	355	408	427	602	15947
Don't know	8	526	25	153	10	140	201	72	41	40	48	48	33	38	49	1424
No answer	9	37	2	21	1	29	13	6	3	1	2	1	1	3	1	121
Not applicable	IAP	1613	0	3487	235	2991	5205	1408	1407	1411	3026	1019	1030	976	1264	25072

L. Highways and bridges

[VAR: NATROAD]

<u>RESPONSE</u>	<u>PUNCH</u>	<u>YEAR</u>														
		<u>1972-82</u>	<u>1982B</u>	<u>1983-87</u>	<u>1987B</u>	<u>1988-91</u>	<u>1993-98</u>	<u>2000</u>	<u>2002</u>	<u>2004</u>	<u>2006</u>	<u>2008</u>	<u>2010</u>	<u>2012</u>	<u>2014</u>	<u>ALL</u>
Too little	1	0	0	2093	103	2213	3844	954	950	844	1049	917	887	847	1161	15862
About right	2	0	0	2634	167	2832	4947	1398	1377	1532	1507	847	888	825	1020	19974
Too much	3	0	0	423	49	458	894	324	337	360	343	193	211	248	301	4141
Don't know	8	0	0	256	26	328	508	129	98	74	90	66	56	54	55	1740
No answer	9	0	0	53	8	76	141	12	3	2	3	0	2	0	1	301
Not applicable	IAP	13626	354	2083	0	0	0	0	0	0	1518	0	0	0	0	17581

M. Social Security

[VAR: NATSOC]

<u>RESPONSE</u>	<u>PUNCH</u>	<u>YEAR</u>														
		<u>1972-82</u>	<u>1982B</u>	<u>1983-87</u>	<u>1987B</u>	<u>1988-91</u>	<u>1993-98</u>	<u>2000</u>	<u>2002</u>	<u>2004</u>	<u>2006</u>	<u>2008</u>	<u>2010</u>	<u>2012</u>	<u>2014</u>	<u>ALL</u>
Too little	1	0	0	2893	250	3039	5030	1626	1618	1772	1835	1206	1126	1048	1353	22796
About right	2	0	0	1954	65	2233	3876	897	920	778	891	608	677	683	906	14488
Too much	3	0	0	368	18	283	719	131	123	152	138	112	145	146	152	2487
Don't know	8	0	0	185	18	285	574	157	99	103	124	93	91	94	124	1947
No answer	9	0	0	59	2	67	135	6	5	7	4	4	5	3	3	300
Not applicable	IAP	13626	354	2083	0	0	0	0	0	0	1518	0	0	0	0	17581

N. Mass Transportation

[VAR: NATMASS]

<u>RESPONSE</u>	<u>PUNCH</u>	<u>YEAR</u>														
		<u>1972-82</u>	<u>1982B</u>	<u>1983-87</u>	<u>1987B</u>	<u>1988-91</u>	<u>1993-98</u>	<u>2000</u>	<u>2002</u>	<u>2004</u>	<u>2006</u>	<u>2008</u>	<u>2010</u>	<u>2012</u>	<u>2014</u>	<u>ALL</u>
Too little	1	0	0	1624	119	1808	3406	996	960	989	1206	943	855	730	943	14579
About right	2	0	0	2586	152	2811	4799	1305	1361	1372	1318	783	889	1185	1210	19771
Too much	3	0	0	663	43	519	934	216	277	276	253	154	197	117	221	3870
Don't Know	8	0	0	535	35	694	1060	293	158	172	213	143	102	51	162	3618
No answer	9	0	0	51	4	75	135	7	9	3	2	0	1	1	2	290
Not applicable	IAP	13626	354	2083	0	0	0	0	0	0	1518	0	0	0	0	17581

O. Parks and recreation

[VAR: NATPARK]

<u>RESPONSE</u>	<u>PUNCH</u>	<u>YEAR</u>														
		<u>1972-82</u>	<u>1982B</u>	<u>1983-87</u>	<u>1987B</u>	<u>1988-91</u>	<u>1993-98</u>	<u>2000</u>	<u>2002</u>	<u>2004</u>	<u>2006</u>	<u>2008</u>	<u>2010</u>	<u>2012</u>	<u>2014</u>	<u>ALL</u>
Too little	1	0	0	1639	164	1780	3237	991	940	879	996	617	672	620	790	13325
About right	2	0	0	3212	141	3437	5869	1547	1598	1685	1734	1252	1201	1185	1540	24401
Too much	3	0	0	340	28	310	630	155	147	191	190	108	129	117	159	2504
Don't know	8	0	0	225	17	318	469	116	76	54	70	45	41	51	47	1529
No answer	9	0	0	43	3	62	129	8	4	3	2	1	1	1	2	259
Not applicable	IAP	13626	354	2083	0	0	0	0	0	0	1518	0	0	0	0	17581

P. Assistance for childcare

[VAR: NATCHLD]

<u>RESPONSE</u>	<u>PUNCH</u>	<u>YEAR</u>														
		<u>1972-82</u>	<u>1982B</u>	<u>1983-87</u>	<u>1987B</u>	<u>1988-91</u>	<u>1993-98</u>	<u>2000</u>	<u>2002</u>	<u>2004</u>	<u>2006</u>	<u>2008</u>	<u>2010</u>	<u>2012</u>	<u>2014</u>	<u>ALL</u>
Too little	1	0	0	0	0	0	0	1678	1533	1518	1544	1024	982	890	1203	10372
About right	2	0	0	0	0	0	0	758	861	933	1002	722	764	756	936	6732
Too much	3	0	0	0	0	0	0	141	199	180	212	125	148	172	212	1389
Don't know	8	0	0	0	0	0	0	235	166	179	230	151	147	150	186	1444
No answer	9	0	0	0	0	0	0	5	6	2	4	1	3	6	1	28
Not applicable	IAP	13626	354	7542	353	5907	10334	0	0	0	1518	0	0	0	0	39634

Q. Supporting scientific research

[VAR: NATSCI]

<u>RESPONSE</u>	<u>PUNCH</u>	<u>YEAR</u>														
		<u>1972-82</u>	<u>1982B</u>	<u>1983-87</u>	<u>1987B</u>	<u>1988-91</u>	<u>1993-98</u>	<u>2000</u>	<u>2002</u>	<u>2004</u>	<u>2006</u>	<u>2008</u>	<u>2010</u>	<u>2012</u>	<u>2014</u>	<u>ALL</u>
Too little	1	0	0	0	0	0	0	0	461	535	1219	772	792	714	981	5474
About right	2	0	0	0	0	0	0	0	629	626	1216	874	866	861	1091	6163
Too much	3	0	0	0	0	0	0	0	176	164	351	229	242	249	289	1700
Don't know	8	0	0	0	0	0	0	0	87	72	204	148	141	147	175	974
No answer	9	0	0	0	0	0	0	0	5	4	2	0	3	3	2	19
Not applicable	IAP	13626	354	7542	353	5907	10334	2817	1407	1411	1518	0	0	0	0	45269

REMARKS: NATSPAC to NATFARE appeared only on Form 1 in 1984+. See Appendix T, GSS Methodological Report Nos. 30, 33, 54, and 81.

R. Developing alternative energy sources

[VAR: NATENRGY]

<u>RESPONSE</u>	<u>PUNCH</u>	<u>YEAR</u>															
		<u>1972-82</u>	<u>1982B</u>	<u>1983-87</u>	<u>1987B</u>	<u>1988-91</u>	<u>1993-98</u>	<u>2000</u>	<u>2002</u>	<u>2004</u>	<u>2006</u>	<u>2008</u>	<u>2010</u>	<u>2012</u>	<u>2014</u>	<u>ALL</u>	
Too little	1	0	0	0	0	0	0	0	0	0	0	0	0	1274	1176	1401	3851
About right	2	0	0	0	0	0	0	0	0	0	0	0	0	529	511	783	1823
Too much	3	0	0	0	0	0	0	0	0	0	0	0	0	158	194	257	609
Don't know	8	0	0	0	0	0	0	0	0	0	0	0	0	82	92	96	270
No answer	9	0	0	0	0	0	0	0	0	0	0	0	0	1	1	1	3
Not applicable	IAP	13626	354	7542	353	5907	10334	2817	2765	2812	4510	2023	0	0	0	53043	

65. We are faced with many problems in this country, none of which can be solved easily or inexpensively. I'm going to name some of these problems, and for each one I'd like you to tell me whether you think we're spending too much money on it, too little money, or about the right amount. First (READ ITEM A) . . . are we spending too much, too little, or about the right amount on (ITEM)?

A. Space exploration

[VAR: NATSPACY]

<u>RESPONSE</u>	<u>PUNCH</u>	<u>YEAR</u>														
		<u>1972-82</u>	<u>1982B</u>	<u>1983-87</u>	<u>1987B</u>	<u>1988-91</u>	<u>1993-98</u>	<u>2000</u>	<u>2002</u>	<u>2004</u>	<u>2006</u>	<u>2008</u>	<u>2010</u>	<u>2012</u>	<u>2014</u>	<u>ALL</u>
Too little	1	0	0	348	9	421	514	180	163	184	218	138	155	222	291	2843
About right	2	0	0	1303	62	1235	2043	537	647	597	645	416	451	379	496	8811
Too much	3	0	0	1195	142	1109	2231	587	521	558	550	412	348	288	380	8321
Don't know	8	0	0	129	19	178	311	101	74	71	94	51	73	86	97	1284
No answer	9	0	0	28	3	48	106	3	2	1	1	1	3	1	0	197
Not applicable	IAP	13626	354	4539	118	2916	5129	1409	1358	1401	3002	1005	1014	998	1274	38143

B. The environment

[VAR: NATENVIY]

<u>RESPONSE</u>	<u>PUNCH</u>	<u>YEAR</u>														
		<u>1972-82</u>	<u>1982B</u>	<u>1983-87</u>	<u>1987B</u>	<u>1988-91</u>	<u>1993-98</u>	<u>2000</u>	<u>2002</u>	<u>2004</u>	<u>2006</u>	<u>2008</u>	<u>2010</u>	<u>2012</u>	<u>2014</u>	<u>ALL</u>
Too little	1	0	0	1751	156	1995	3111	879	877	885	986	670	621	509	743	13183
About right	2	0	0	844	42	656	1324	368	368	379	345	223	272	295	329	5445
Too much	3	0	0	215	11	133	426	98	123	101	121	95	105	121	149	1698
Don't know	8	0	0	162	23	157	232	59	37	44	55	30	30	49	41	919
No answer	9	0	0	31	3	50	112	4	2	2	1	0	2	2	2	211
Not applicable	IAP	13626	354	4539	118	2916	5129	1409	1358	1401	3002	1005	1014	998	1274	38143

C. Health

[VAR: NATHEALY]

<u>RESPONSE</u>	<u>PUNCH</u>	<u>YEAR</u>														
		<u>1972-82</u>	<u>1982B</u>	<u>1983-87</u>	<u>1987B</u>	<u>1988-91</u>	<u>1993-98</u>	<u>2000</u>	<u>2002</u>	<u>2004</u>	<u>2006</u>	<u>2008</u>	<u>2010</u>	<u>2012</u>	<u>2014</u>	<u>ALL</u>
Too little	1	0	0	1752	187	2016	3315	976	1026	1093	1086	740	601	572	701	14065
About right	2	0	0	902	31	707	1039	306	265	200	258	147	184	207	272	4518
Too much	3	0	0	227	6	146	555	85	95	95	137	114	210	161	254	2085
Don't know	8	0	0	88	9	73	175	38	18	20	27	17	33	36	34	568
No answer	9	0	0	34	2	49	121	3	3	3	0	0	2	0	3	220
Not applicable	IAP	13626	354	4539	118	2916	5129	1409	1358	1401	3002	1005	1014	998	1274	38143

D. Assistance to big cities

[VAR: NATCITYY]

<u>RESPONSE</u>	<u>PUNCH</u>	<u>YEAR</u>														
		<u>1972-82</u>	<u>1982B</u>	<u>1983-87</u>	<u>1987B</u>	<u>1988-91</u>	<u>1993-98</u>	<u>2000</u>	<u>2002</u>	<u>2004</u>	<u>2006</u>	<u>2008</u>	<u>2010</u>	<u>2012</u>	<u>2014</u>	<u>ALL</u>
Too little	1	0	0	529	98	610	1120	324	221	242	290	192	177	140	222	4165
About right	2	0	0	1069	65	1009	1688	483	579	580	567	394	381	341	464	7620
Too much	3	0	0	977	41	868	1493	357	453	402	471	286	321	322	428	6419
Don't know	8	0	0	393	29	452	785	238	148	183	178	144	147	167	148	3012
No answer	9	0	0	35	2	52	119	6	6	4	2	2	4	6	2	240
Not applicable	IAP	13626	354	4539	118	2916	5129	1409	1358	1401	3002	1005	1014	998	1274	38143

E. Law enforcement

[VAR: NATCRIMY]

<u>RESPONSE</u>	<u>PUNCH</u>	<u>YEAR</u>														
		<u>1972-82</u>	<u>1982B</u>	<u>1983-87</u>	<u>1987B</u>	<u>1988-91</u>	<u>1993-98</u>	<u>2000</u>	<u>2002</u>	<u>2004</u>	<u>2006</u>	<u>2008</u>	<u>2010</u>	<u>2012</u>	<u>2014</u>	<u>ALL</u>
Too little	1	0	0	1579	129	1656	2952	706	663	738	816	543	492	460	581	11315
About right	2	0	0	1095	75	1003	1597	534	568	506	529	365	389	381	484	7526
Too much	3	0	0	187	20	178	382	112	142	133	128	92	124	106	169	1773
Don't know	8	0	0	106	9	103	156	51	30	33	35	17	24	28	29	621
No answer	9	0	0	36	2	51	118	5	4	1	0	1	1	1	1	221
Not applicable	IAP	13626	354	4539	118	2916	5129	1409	1358	1401	3002	1005	1014	998	1274	38143

F. Drug rehabilitation

[VAR: NATDRUGY]

<u>RESPONSE</u>	<u>PUNCH</u>	<u>YEAR</u>														
		<u>1972-82</u>	<u>1982B</u>	<u>1983-87</u>	<u>1987B</u>	<u>1988-91</u>	<u>1993-98</u>	<u>2000</u>	<u>2002</u>	<u>2004</u>	<u>2006</u>	<u>2008</u>	<u>2010</u>	<u>2012</u>	<u>2014</u>	<u>ALL</u>
Too little	1	0	0	1578	168	1768	2696	730	715	685	777	475	499	404	617	11112
About right	2	0	0	947	41	791	1491	422	425	477	463	346	334	326	398	6461
Too much	3	0	0	254	13	242	575	142	176	154	155	129	117	155	164	2276
Don't know	8	0	0	192	11	144	329	109	85	92	113	65	76	89	83	1388
No answer	9	0	0	32	2	46	114	5	6	3	0	3	4	2	2	219
Not applicable	IAP	13626	354	4539	118	2916	5129	1409	1358	1401	3002	1005	1014	998	1274	38143

G. Education

[VAR: NATEDUCY]

<u>RESPONSE</u>	<u>PUNCH</u>	<u>YEAR</u>														
		<u>1972-82</u>	<u>1982B</u>	<u>1983-87</u>	<u>1987B</u>	<u>1988-91</u>	<u>1993-98</u>	<u>2000</u>	<u>2002</u>	<u>2004</u>	<u>2006</u>	<u>2008</u>	<u>2010</u>	<u>2012</u>	<u>2014</u>	<u>ALL</u>
Too little	1	0	0	1942	176	2088	3721	1053	1072	1089	1111	756	780	727	932	15447
About right	2	0	0	802	37	690	1027	273	252	239	281	196	190	167	220	4374
Too much	3	0	0	172	11	116	265	62	66	72	95	56	53	71	94	1133
Don't know	8	0	0	55	8	53	76	17	15	10	21	11	6	11	18	301
No answer	9	0	0	32	3	44	116	3	2	1	0	0	1	0	0	202
Not applicable	IAP	13626	354	4539	118	2916	5129	1409	1358	1401	3002	1004	1014	998	1274	38142

H. Assistance to blacks

[VAR: NATRACEY]

<u>RESPONSE</u>	<u>PUNCH</u>	<u>YEAR</u>														
		<u>1972-82</u>	<u>1982B</u>	<u>1983-87</u>	<u>1987B</u>	<u>1988-91</u>	<u>1993-98</u>	<u>2000</u>	<u>2002</u>	<u>2004</u>	<u>2006</u>	<u>2008</u>	<u>2010</u>	<u>2012</u>	<u>2014</u>	<u>ALL</u>
Too little	1	0	0	740	178	822	1252	425	338	363	378	279	252	206	316	5549
About right	2	0	0	1267	32	1199	1980	522	591	615	608	404	427	407	510	8562
Too much	3	0	0	714	6	621	1228	280	334	250	315	209	190	195	262	4604
Don't know	8	0	0	251	17	298	631	172	133	165	195	118	147	156	161	2444
No answer	9	0	0	31	2	51	114	9	11	18	12	9	14	12	15	298
Not applicable	IAP	13626	354	4539	118	2916	5129	1409	1358	1401	3002	1004	1014	998	1274	38142

I. National defense

[VAR: NATARMSY]

<u>RESPONSE</u>	<u>PUNCH</u>	<u>YEAR</u>														
		<u>1972-82</u>	<u>1982B</u>	<u>1983-87</u>	<u>1987B</u>	<u>1988-91</u>	<u>1993-98</u>	<u>2000</u>	<u>2002</u>	<u>2004</u>	<u>2006</u>	<u>2008</u>	<u>2010</u>	<u>2012</u>	<u>2014</u>	<u>ALL</u>
Too little	1	0	0	519	21	411	812	351	477	445	413	268	243	241	392	4593
About right	2	0	0	1219	82	1322	2306	618	591	538	478	345	408	395	436	8738
Too much	3	0	0	1105	108	1056	1693	348	280	388	554	367	330	298	381	6908
Don't know	8	0	0	131	20	153	275	87	57	37	61	36	49	41	53	1000
No answer	9	0	0	29	4	49	119	4	2	3	2	3	0	1	2	218
Not applicable	IAP	13626	354	4539	118	2916	5129	1409	1358	1401	3002	1004	1014	998	1274	38142

J. Assistance to other countries

[VAR: NATAIDY]

<u>RESPONSE</u>	<u>PUNCH</u>	<u>YEAR</u>														
		<u>1972-82</u>	<u>1982B</u>	<u>1983-87</u>	<u>1987B</u>	<u>1988-91</u>	<u>1993-98</u>	<u>2000</u>	<u>2002</u>	<u>2004</u>	<u>2006</u>	<u>2008</u>	<u>2010</u>	<u>2012</u>	<u>2014</u>	<u>ALL</u>
Too little	1	0	0	151	21	138	227	109	123	113	145	94	72	56	68	1317
About right	2	0	0	552	40	589	961	327	276	302	317	213	269	186	250	4282
Too much	3	0	0	2162	159	2098	3694	898	966	947	989	677	657	692	910	14849
Don't know	8	0	0	101	12	114	198	71	38	46	55	33	31	40	35	774
No answer	9	0	0	37	3	52	125	3	4	3	2	2	1	2	1	235
Not applicable	IAP	13626	354	4539	118	2916	5129	1409	1358	1401	3002	1004	1014	998	1274	38142

K. Assistance to the poor

[VAR: NATFAREY]

<u>RESPONSE</u>	<u>PUNCH</u>	<u>YEAR</u>														
		<u>1972-82</u>	<u>1982B</u>	<u>1983-87</u>	<u>1987B</u>	<u>1988-91</u>	<u>1993-98</u>	<u>2000</u>	<u>2002</u>	<u>2004</u>	<u>2006</u>	<u>2008</u>	<u>2010</u>	<u>2012</u>	<u>2014</u>	<u>ALL</u>
Too little	1	0	0	1886	194	1947	2962	872	922	968	1034	695	676	587	787	13530
About right	2	0	0	736	24	678	1254	340	344	324	314	217	223	248	301	5003
Too much	3	0	0	281	9	236	712	151	109	97	124	86	97	100	145	2147
Don't know	8	0	0	69	6	81	160	41	30	19	36	20	34	40	31	567
No answer	9	0	0	31	2	49	117	4	2	3	0	1	0	1	0	210
Not applicable	IAP	13626	354	4539	118	2916	5129	1409	1358	1401	3002	1004	1014	998	1274	38142

REMARKS:

NATSPACY to NATFAREY appeared on Form 2 in 1984-1986, 1988-2006, and on Forms 2 and 3 in 1987.

It is a variant of NATSPAC to NATSCI. See also NATSPACZ to NATPARKZ. See Appendix T, GSS Methodological Report Nos. 29 and 33.

66. We are faced with many problems in this country, none of which can be solved easily or inexpensively. I'm going to name some of these problems, and for each one I'd like you to tell me whether you think we're spending too much money on it, too little money, or about the right amount. First (READ ITEM A) . . . are we spending too much, too little, or about the right amount on (ITEM)?

A. Advancing space exploration

[VAR: NATSPACZ]

<u>RESPONSE</u>	<u>PUNCH</u>	<u>YEAR</u>														
		<u>1972-82</u>	<u>1982B</u>	<u>1983-87</u>	<u>1987B</u>	<u>1988-91</u>	<u>1993-98</u>	<u>2000</u>	<u>2002</u>	<u>2004</u>	<u>2006</u>	<u>2008</u>	<u>2010</u>	<u>2012</u>	<u>2014</u>	<u>ALL</u>
Too little	1	0	0	55	0	0	0	0	0	0	0	0	0	0	0	55
About right	2	0	0	225	0	0	0	0	0	0	0	0	0	0	0	225
Too much	3	0	0	182	0	0	0	0	0	0	0	0	0	0	0	182
Don't know	8	0	0	19	0	0	0	0	0	0	0	0	0	0	0	19
No answer	9	0	0	3	0	0	0	0	0	0	0	0	0	0	0	3
Not applicable	IAP	13626	354	7058	353	5907	10334	2817	2765	2812	4510	2023	2044	1974	2538	59115

B. Improving and protecting the environment

[VAR: NATENVIZ]

<u>RESPONSE</u>	<u>PUNCH</u>	<u>YEAR</u>														
		<u>1972-82</u>	<u>1982B</u>	<u>1983-87</u>	<u>1987B</u>	<u>1988-91</u>	<u>1993-98</u>	<u>2000</u>	<u>2002</u>	<u>2004</u>	<u>2006</u>	<u>2008</u>	<u>2010</u>	<u>2012</u>	<u>2014</u>	<u>ALL</u>
Too little	1	0	0	279	0	0	0	0	0	0	0	0	0	0	0	279
About right	2	0	0	144	0	0	0	0	0	0	0	0	0	0	0	144
Too much	3	0	0	42	0	0	0	0	0	0	0	0	0	0	0	42
Don't know	8	0	0	16	0	0	0	0	0	0	0	0	0	0	0	16
No answer	9	0	0	3	0	0	0	0	0	0	0	0	0	0	0	3
Not applicable	IAP	13626	354	7058	353	5907	10334	2817	2765	2812	4510	2023	2044	1974	2538	59115

C. Improving and protecting the nation's health

[VAR: NATHEALZ]

<u>RESPONSE</u>	<u>PUNCH</u>	<u>YEAR</u>														
		<u>1972-82</u>	<u>1982B</u>	<u>1983-87</u>	<u>1987B</u>	<u>1988-91</u>	<u>1993-98</u>	<u>2000</u>	<u>2002</u>	<u>2004</u>	<u>2006</u>	<u>2008</u>	<u>2010</u>	<u>2012</u>	<u>2014</u>	<u>ALL</u>
Too little	1	0	0	273	0	0	0	0	0	0	0	0	0	0	0	273
About right	2	0	0	169	0	0	0	0	0	0	0	0	0	0	0	169
Too much	3	0	0	23	0	0	0	0	0	0	0	0	0	0	0	23
Don't know	8	0	0	15	0	0	0	0	0	0	0	0	0	0	0	15
No answer	9	0	0	4	0	0	0	0	0	0	0	0	0	0	0	4
Not applicable	IAP	13626	354	7058	353	5907	10334	2817	2765	2812	4510	2023	2044	1974	2538	59115

D. Solving the problems of the big cities

[VAR: NATCITYZ]

<u>RESPONSE</u>	<u>PUNCH</u>	<u>YEAR</u>														
		<u>1972-82</u>	<u>1982B</u>	<u>1983-87</u>	<u>1987B</u>	<u>1988-91</u>	<u>1993-98</u>	<u>2000</u>	<u>2002</u>	<u>2004</u>	<u>2006</u>	<u>2008</u>	<u>2010</u>	<u>2012</u>	<u>2014</u>	<u>ALL</u>
Too little	1	0	0	218	0	0	0	0	0	0	0	0	0	0	0	218
About right	2	0	0	151	0	0	0	0	0	0	0	0	0	0	0	151
Too much	3	0	0	58	0	0	0	0	0	0	0	0	0	0	0	58
Don't know	8	0	0	52	0	0	0	0	0	0	0	0	0	0	0	52
No answer	9	0	0	5	0	0	0	0	0	0	0	0	0	0	0	5
Not applicable	IAP	13626	354	7058	353	5907	10334	2817	2765	2812	4510	2023	2044	1974	2538	59115

E. Reducing crime

[VAR: NATCRIMZ]

<u>RESPONSE</u>	<u>PUNCH</u>	<u>YEAR</u>														
		<u>1972-82</u>	<u>1982B</u>	<u>1983-87</u>	<u>1987B</u>	<u>1988-91</u>	<u>1993-98</u>	<u>2000</u>	<u>2002</u>	<u>2004</u>	<u>2006</u>	<u>2008</u>	<u>2010</u>	<u>2012</u>	<u>2014</u>	<u>ALL</u>
Too little	1	0	0	328	0	0	0	0	0	0	0	0	0	0	0	328
About right	2	0	0	122	0	0	0	0	0	0	0	0	0	0	0	122
Too much	3	0	0	15	0	0	0	0	0	0	0	0	0	0	0	15
Don't know	8	0	0	14	0	0	0	0	0	0	0	0	0	0	0	14
No answer	9	0	0	5	0	0	0	0	0	0	0	0	0	0	0	5
Not applicable	IAP	13626	354	7058	353	5907	10334	2817	2765	2812	4510	2023	2044	1974	2538	59115

F. Reducing drug addiction

[VAR: NATDRUGZ]

<u>RESPONSE</u>	<u>PUNCH</u>	<u>YEAR</u>														
		<u>1972-82</u>	<u>1982B</u>	<u>1983-87</u>	<u>1987B</u>	<u>1988-91</u>	<u>1993-98</u>	<u>2000</u>	<u>2002</u>	<u>2004</u>	<u>2006</u>	<u>2008</u>	<u>2010</u>	<u>2012</u>	<u>2014</u>	<u>ALL</u>
Too little	1	0	0	305	0	0	0	0	0	0	0	0	0	0	0	305
About right	2	0	0	135	0	0	0	0	0	0	0	0	0	0	0	135
Too much	3	0	0	21	0	0	0	0	0	0	0	0	0	0	0	21
Don't know	8	0	0	19	0	0	0	0	0	0	0	0	0	0	0	19
No answer	9	0	0	4	0	0	0	0	0	0	0	0	0	0	0	4
Not applicable	IAP	13626	354	7058	353	5907	10334	2817	2765	2812	4510	2023	2044	1974	2538	59115

G. Improving the nation's education system

[VAR: NATEDUCZ]

<u>RESPONSE</u>	<u>PUNCH</u>	<u>YEAR</u>														
		<u>1972-82</u>	<u>1982B</u>	<u>1983-87</u>	<u>1987B</u>	<u>1988-91</u>	<u>1993-98</u>	<u>2000</u>	<u>2002</u>	<u>2004</u>	<u>2006</u>	<u>2008</u>	<u>2010</u>	<u>2012</u>	<u>2014</u>	<u>ALL</u>
Too little	1	0	0	306	0	0	0	0	0	0	0	0	0	0	0	306
About right	2	0	0	136	0	0	0	0	0	0	0	0	0	0	0	136
Too much	3	0	0	25	0	0	0	0	0	0	0	0	0	0	0	25
Don't know	8	0	0	12	0	0	0	0	0	0	0	0	0	0	0	12
No answer	9	0	0	5	0	0	0	0	0	0	0	0	0	0	0	5
Not applicable	IAP	13626	354	7058	353	5907	10334	2817	2765	2812	4510	2023	2044	1974	2538	59115

H. Improving the conditions of Blacks

[VAR: NATRACEZ]

<u>RESPONSE</u>	<u>PUNCH</u>	<u>YEAR</u>														
		<u>1972-82</u>	<u>1982B</u>	<u>1983-87</u>	<u>1987B</u>	<u>1988-91</u>	<u>1993-98</u>	<u>2000</u>	<u>2002</u>	<u>2004</u>	<u>2006</u>	<u>2008</u>	<u>2010</u>	<u>2012</u>	<u>2014</u>	<u>ALL</u>
Too little	1	0	0	157	0	0	0	0	0	0	0	0	0	0	0	157
About right	2	0	0	219	0	0	0	0	0	0	0	0	0	0	0	219
Too much	3	0	0	76	0	0	0	0	0	0	0	0	0	0	0	76
Don't know	8	0	0	29	0	0	0	0	0	0	0	0	0	0	0	29
No answer	9	0	0	3	0	0	0	0	0	0	0	0	0	0	0	3
Not applicable	IAP	13626	354	7058	353	5907	10334	2817	2765	2812	4510	2023	2044	1974	2538	59115

I. Strengthening national defense

[VAR: NATARMSZ]

<u>RESPONSE</u>	<u>PUNCH</u>	<u>YEAR</u>														
		<u>1972-82</u>	<u>1982B</u>	<u>1983-87</u>	<u>1987B</u>	<u>1988-91</u>	<u>1993-98</u>	<u>2000</u>	<u>2002</u>	<u>2004</u>	<u>2006</u>	<u>2008</u>	<u>2010</u>	<u>2012</u>	<u>2014</u>	<u>ALL</u>
Too little	1	0	0	101	0	0	0	0	0	0	0	0	0	0	0	101
About right	2	0	0	200	0	0	0	0	0	0	0	0	0	0	0	200
Too much	3	0	0	165	0	0	0	0	0	0	0	0	0	0	0	165
Don't know	8	0	0	15	0	0	0	0	0	0	0	0	0	0	0	15
No answer	9	0	0	3	0	0	0	0	0	0	0	0	0	0	0	3
Not applicable	IAP	13626	354	7058	353	5907	10334	2817	2765	2812	4510	2023	2044	1974	2538	45489

J. Helping other countries

[VAR: NATAIDZ]

<u>RESPONSE</u>	<u>PUNCH</u>	<u>YEAR</u>														
		<u>1972-82</u>	<u>1982B</u>	<u>1983-87</u>	<u>1987B</u>	<u>1988-91</u>	<u>1993-98</u>	<u>2000</u>	<u>2002</u>	<u>2004</u>	<u>2006</u>	<u>2008</u>	<u>2010</u>	<u>2012</u>	<u>2014</u>	<u>ALL</u>
Too little	1	0	0	16	0	0	0	0	0	0	0	0	0	0	0	16
About right	2	0	0	111	0	0	0	0	0	0	0	0	0	0	0	111
Too much	3	0	0	332	0	0	0	0	0	0	0	0	0	0	0	332
Don't know	8	0	0	20	0	0	0	0	0	0	0	0	0	0	0	20
No answer	9	0	0	5	0	0	0	0	0	0	0	0	0	0	0	5
Not applicable	IAP	13626	354	7058	353	5907	10334	2817	2765	2812	4510	2023	2044	1974	2538	59115

K. Caring for the poor

[VAR: NATFAREZ]

<u>RESPONSE</u>	<u>PUNCH</u>	<u>YEAR</u>														
		<u>1972-82</u>	<u>1982B</u>	<u>1983-87</u>	<u>1987B</u>	<u>1988-91</u>	<u>1993-98</u>	<u>2000</u>	<u>2002</u>	<u>2004</u>	<u>2006</u>	<u>2008</u>	<u>2010</u>	<u>2012</u>	<u>2014</u>	<u>ALL</u>
Too little	1	0	0	328	0	0	0	0	0	0	0	0	0	0	0	328
About right	2	0	0	110	0	0	0	0	0	0	0	0	0	0	0	110
Too much	3	0	0	35	0	0	0	0	0	0	0	0	0	0	0	35
Don't know	8	0	0	8	0	0	0	0	0	0	0	0	0	0	0	8
No answer	9	0	0	3	0	0	0	0	0	0	0	0	0	0	0	3
Not applicable	IAP	13626	354	7058	353	5907	10334	2817	2765	2812	4510	2023	2044	1974	2538	59115

L. Improving the condition of highways and bridges

[VAR: NATROADZ]

<u>RESPONSE</u>	<u>PUNCH</u>	<u>YEAR</u>														
		<u>1972-82</u>	<u>1982B</u>	<u>1983-87</u>	<u>1987B</u>	<u>1988-91</u>	<u>1993-98</u>	<u>2000</u>	<u>2002</u>	<u>2004</u>	<u>2006</u>	<u>2008</u>	<u>2010</u>	<u>2012</u>	<u>2014</u>	<u>ALL</u>
Too little	1	0	0	232	0	0	0	0	0	0	0	0	0	0	0	232
About right	2	0	0	214	0	0	0	0	0	0	0	0	0	0	0	214
Too much	3	0	0	23	0	0	0	0	0	0	0	0	0	0	0	23
Don't know	8	0	0	13	0	0	0	0	0	0	0	0	0	0	0	13
No answer	9	0	0	2	0	0	0	0	0	0	0	0	0	0	0	2
Not applicable	IAP	13626	354	7058	353	5907	10334	2817	2765	2812	4510	2023	2044	1974	2538	59115

M. Protecting Social Security

[VAR: NATSOCZ]

<u>RESPONSE</u>	<u>PUNCH</u>	<u>YEAR</u>														
		<u>1972-82</u>	<u>1982B</u>	<u>1983-87</u>	<u>1987B</u>	<u>1988-91</u>	<u>1993-98</u>	<u>2000</u>	<u>2002</u>	<u>2004</u>	<u>2006</u>	<u>2008</u>	<u>2010</u>	<u>2012</u>	<u>2014</u>	<u>ALL</u>
Too little	1	0	0	318	0	0	0	0	0	0	0	0	0	0	0	318
About right	2	0	0	125	0	0	0	0	0	0	0	0	0	0	0	125
Too much	3	0	0	21	0	0	0	0	0	0	0	0	0	0	0	21
Don't know	8	0	0	15	0	0	0	0	0	0	0	0	0	0	0	15
No answer	9	0	0	5	0	0	0	0	0	0	0	0	0	0	0	5
Not applicable	IAP	13626	354	7058	353	5907	10334	2817	2765	2812	4510	2023	2044	1974	2538	59115

N. Improving mass transportation

[VAR: NATMASSZ]

<u>RESPONSE</u>	<u>PUNCH</u>	<u>YEAR</u>														
		<u>1972-82</u>	<u>1982B</u>	<u>1983-87</u>	<u>1987B</u>	<u>1988-91</u>	<u>1993-98</u>	<u>2000</u>	<u>2002</u>	<u>2004</u>	<u>2006</u>	<u>2008</u>	<u>2010</u>	<u>2012</u>	<u>2014</u>	<u>ALL</u>
Too little	1	0	0	145	0	0	0	0	0	0	0	0	0	0	0	145
About right	2	0	0	260	0	0	0	0	0	0	0	0	0	0	0	260
Too much	3	0	0	38	0	0	0	0	0	0	0	0	0	0	0	38
Don't know	8	0	0	37	0	0	0	0	0	0	0	0	0	0	0	37
No answer	9	0	0	4	0	0	0	0	0	0	0	0	0	0	0	4
Not applicable	IAP	13626	354	7058	353	5907	10334	2817	2765	2812	4510	2023	2044	1974	2538	59115

O. Improving parks and recreation

[VAR: NATPARKZ]

<u>RESPONSE</u>	<u>PUNCH</u>	<u>YEAR</u>														
		<u>1972-82</u>	<u>1982B</u>	<u>1983-87</u>	<u>1987B</u>	<u>1988-91</u>	<u>1993-98</u>	<u>2000</u>	<u>2002</u>	<u>2004</u>	<u>2006</u>	<u>2008</u>	<u>2010</u>	<u>2012</u>	<u>2014</u>	<u>ALL</u>
Too little	1	0	0	152	0	0	0	0	0	0	0	0	0	0	0	152
About right	2	0	0	295	0	0	0	0	0	0	0	0	0	0	0	295
Too much	3	0	0	19	0	0	0	0	0	0	0	0	0	0	0	19
Don't know	8	0	0	15	0	0	0	0	0	0	0	0	0	0	0	15
No answer	9	0	0	3	0	0	0	0	0	0	0	0	0	0	0	3
Not applicable	IAP	13626	354	7058	353	5907	10334	2817	2765	2812	4510	2023	2044	1974	2538	59115

REMARKS: NATSPACZ to NATPARKZ appeared on Form 3 in 1983. It is a variant of NATSPAC to NATSCI and NATSPACY to NATFAREY.
See Appendix T, GSS Methodological Report No. 29

67. SHUFFLE THE GREY CARDS. READ STATEMENTS IN ORDER OF CARDS TO RESPONDENT. CIRCLE APPROPRIATE CODE FOR EACH STATEMENT.

On these cards are some opinions about the government and the economy. For each one I'd like you to tell me whether you strongly agree, somewhat agree, somewhat disagree or strongly disagree.

HAND CARD T

- A. In our society everyone must look out for himself. It is of little use to unite with others and fight for one's goals in politics or in unions.

[VAR: EQUAL1]

RESPONSE	PUNCH	YEAR														
		1972-82	1982B	1983-87	1987B	1988-91	1993-98	2000	2002	2004	2006	2008	2010	2012	2014	ALL
Strongly agree	1	0	0	117	0	0	0	0	0	0	0	0	0	0	0	117
Somewhat agree	2	0	0	341	0	0	0	0	0	0	0	0	0	0	0	341
Somewhat disagree	3	0	0	497	0	0	0	0	0	0	0	0	0	0	0	497
Strongly disagree	4	0	0	465	0	0	0	0	0	0	0	0	0	0	0	465
Don't know	8	0	0	34	0	0	0	0	0	0	0	0	0	0	0	34
No answer	9	0	0	19	0	0	0	0	0	0	0	0	0	0	0	19
Not applicable	IAP	13626	354	6069	353	5907	10334	2817	2765	2812	4510	2023	2044	1974	2538	58126

- B. The economy can run only if businessmen make good profits. That benefits everyone in the end.

[VAR: EQUAL2]

RESPONSE	PUNCH	YEAR														
		1972-82	1982B	1983-87	1987B	1988-91	1993-98	2000	2002	2004	2006	2008	2010	2012	2014	ALL
Strongly agree	1	0	0	348	0	0	0	0	0	0	0	0	0	0	0	348
Somewhat agree	2	0	0	647	0	0	0	0	0	0	0	0	0	0	0	647
Somewhat disagree	3	0	0	301	0	0	0	0	0	0	0	0	0	0	0	301
Strongly disagree	4	0	0	119	0	0	0	0	0	0	0	0	0	0	0	119
Don't know	8	0	0	43	0	0	0	0	0	0	0	0	0	0	0	43
No answer	9	0	0	15	0	0	0	0	0	0	0	0	0	0	0	15
Not applicable	IAP	13626	354	6069	353	5907	10334	2817	2765	2812	4510	2023	2044	1974	2538	58126

- C. The government must see to it that everyone has a job and that prices are stable, even if the rights of businessmen have to be restricted.

[VAR: EQUAL3]

<u>RESPONSE</u>	<u>PUNCH</u>	<u>YEAR</u>														
		<u>1972-82</u>	<u>1982B</u>	<u>1983-87</u>	<u>1987B</u>	<u>1988-91</u>	<u>1993-98</u>	<u>2000</u>	<u>2002</u>	<u>2004</u>	<u>2006</u>	<u>2008</u>	<u>2010</u>	<u>2012</u>	<u>2014</u>	<u>ALL</u>
Strongly agree	1	0	0	204	0	0	0	0	0	0	0	0	0	0	0	204
Somewhat agree	2	0	0	426	0	0	0	0	0	0	0	0	0	0	0	426
Somewhat disagree	3	0	0	487	0	0	0	0	0	0	0	0	0	0	0	487
Strongly disagree	4	0	0	307	0	0	0	0	0	0	0	0	0	0	0	307
Don't know	8	0	0	32	0	0	0	0	0	0	0	0	0	0	0	32
No answer	9	0	0	17	0	0	0	0	0	0	0	0	0	0	0	17
Not applicable	IAP	13626	354	6069	353	5907	10334	2817	2765	2812	4510	2023	2044	1974	2538	58126

- D. It is the responsibility of government to meet everyone's needs, even in case of sickness, poverty, unemployment, and old age.

[VAR: EQUAL4]

<u>RESPONSE</u>	<u>PUNCH</u>	<u>YEAR</u>														
		<u>1972-82</u>	<u>1982B</u>	<u>1983-87</u>	<u>1987B</u>	<u>1988-91</u>	<u>1993-98</u>	<u>2000</u>	<u>2002</u>	<u>2004</u>	<u>2006</u>	<u>2008</u>	<u>2010</u>	<u>2012</u>	<u>2014</u>	<u>ALL</u>
Strongly agree	1	0	0	308	0	0	0	0	0	0	0	0	0	0	0	308
Somewhat agree	2	0	0	514	0	0	0	0	0	0	0	0	0	0	0	514
Somewhat disagree	3	0	0	420	0	0	0	0	0	0	0	0	0	0	0	420
Strongly disagree	4	0	0	192	0	0	0	0	0	0	0	0	0	0	0	192
Don't know	8	0	0	20	0	0	0	0	0	0	0	0	0	0	0	20
No answer	9	0	0	19	0	0	0	0	0	0	0	0	0	0	0	19
Not applicable	IAP	13626	354	6069	353	5907	10334	2817	2765	2812	4510	2023	2044	1974	2538	58126

- E. If social welfare benefits such as disability, unemployment compensation, and early retirement pensions are as high as they are now, it only makes people not want to work anymore.

[VAR: EQUAL5]

<u>RESPONSE</u>	<u>PUNCH</u>	<u>YEAR</u>														
		<u>1972-82</u>	<u>1982B</u>	<u>1983-87</u>	<u>1987B</u>	<u>1988-91</u>	<u>1993-98</u>	<u>2000</u>	<u>2002</u>	<u>2004</u>	<u>2006</u>	<u>2008</u>	<u>2010</u>	<u>2012</u>	<u>2014</u>	<u>ALL</u>
Strongly agree	1	0	0	188	0	0	0	0	0	0	0	0	0	0	0	188
Somewhat agree	2	0	0	466	0	0	0	0	0	0	0	0	0	0	0	466
Somewhat disagree	3	0	0	484	0	0	0	0	0	0	0	0	0	0	0	484
Strongly disagree	4	0	0	283	0	0	0	0	0	0	0	0	0	0	0	283
Don't know	8	0	0	31	0	0	0	0	0	0	0	0	0	0	0	31
No answer	9	0	0	21	0	0	0	0	0	0	0	0	0	0	0	21
Not applicable	IAP	13626	354	6069	353	5907	10334	2817	2765	2812	4510	2023	2044	1974	2538	58126

F. All in all, one can live well in America.

[VAR: EQUAL6]

RESPONSE	PUNCH	YEAR														
		1972-82	1982B	1983-87	1987B	1988-91	1993-98	2000	2002	2004	2006	2008	2010	2012	2014	ALL
Strongly agree	1	0	0	646	0	0	0	0	0	0	0	0	0	0	0	646
Somewhat agree	2	0	0	605	0	0	0	0	0	0	0	0	0	0	0	605
Somewhat disagree	3	0	0	136	0	0	0	0	0	0	0	0	0	0	0	136
Strongly disagree	4	0	0	49	0	0	0	0	0	0	0	0	0	0	0	49
Don't know	8	0	0	11	0	0	0	0	0	0	0	0	0	0	0	11
No answer	9	0	0	26	0	0	0	0	0	0	0	0	0	0	0	26
Not applicable	IAP	13626	354	6069	353	5907	10334	2817	2765	2812	4510	2023	2044	1974	2538	58126

G. Generally speaking, business profits are distributed fairly in the United States.

[VAR: EQUAL7]

RESPONSE	PUNCH	YEAR														
		1972-82	1982B	1983-87	1987B	1988-91	1993-98	2000	2002	2004	2006	2008	2010	2012	2014	ALL
Strongly agree	1	0	0	66	0	0	0	0	0	0	0	0	0	0	0	66
Somewhat agree	2	0	0	427	0	0	0	0	0	0	0	0	0	0	0	427
Somewhat disagree	3	0	0	554	0	0	0	0	0	0	0	0	0	0	0	554
Strongly disagree	4	0	0	325	0	0	0	0	0	0	0	0	0	0	0	325
Don't know	8	0	0	79	0	0	0	0	0	0	0	0	0	0	0	79
No answer	9	0	0	22	0	0	0	0	0	0	0	0	0	0	0	22
Not applicable	IAP	13626	354	6069	353	5907	10334	2817	2765	2812	4510	2023	2044	1974	2538	58126

H. If someone has a high social or economic position, that indicates the person has special abilities or great accomplishments.

[VAR: EQUAL8]

RESPONSE	PUNCH	YEAR														
		1972-82	1982B	1983-87	1987B	1988-91	1993-98	2000	2002	2004	2006	2008	2010	2012	2014	ALL
Strongly agree	1	0	0	172	0	0	0	0	0	0	0	0	0	0	0	172
Somewhat agree	2	0	0	531	0	0	0	0	0	0	0	0	0	0	0	531
Somewhat disagree	3	0	0	450	0	0	0	0	0	0	0	0	0	0	0	450
Strongly disagree	4	0	0	254	0	0	0	0	0	0	0	0	0	0	0	254
Don't know	8	0	0	48	0	0	0	0	0	0	0	0	0	0	0	48
No answer	9	0	0	18	0	0	0	0	0	0	0	0	0	0	0	18
Not applicable	IAP	13626	354	6069	353	5907	10334	2817	2765	2812	4510	2023	2044	1974	2538	58126

REMARKS: Card T contained responses 1-4. See Appendix R.

68. Here are different opinions about social differences in this country. Please tell me for each one whether you strongly agree, somewhat, agree, somewhat disagree, or strongly disagree. READ EACH STATEMENT. CIRCLE ONE CODE FOR EACH.

- A. In the United States traditional divisions between owners and workers still remain. A person's social standing depends upon whether he/she belongs to the upper or lower class.

[VAR: USCLASS1]

RESPONSE	PUNCH	YEAR														
		1972-82	1982B	1983-87	1987B	1988-91	1993-98	2000	2002	2004	2006	2008	2010	2012	2014	ALL
Strongly agree	1	0	0	230	0	0	0	0	0	0	0	0	0	0	0	230
Somewhat agree	2	0	0	750	0	0	0	0	0	0	0	0	0	0	0	750
Somewhat disagree	3	0	0	323	0	0	0	0	0	0	0	0	0	0	0	323
Strongly disagree	4	0	0	92	0	0	0	0	0	0	0	0	0	0	0	92
Don't know	8	0	0	51	0	0	0	0	0	0	0	0	0	0	0	51
No answer	9	0	0	27	0	0	0	0	0	0	0	0	0	0	0	27
Not applicable	IAP	13626	354	6069	353	5907	10334	2817	2765	2812	4510	2023	2044	1974	2538	58126

- B. In the United States there are still great differences between social levels, and what one can achieve in life depends mainly upon one's family background.

[VAR: USCLASS2]

RESPONSE	PUNCH	YEAR														
		1972-82	1982B	1983-87	1987B	1988-91	1993-98	2000	2002	2004	2006	2008	2010	2012	2014	ALL
Strongly agree	1	0	0	133	0	0	0	0	0	0	0	0	0	0	0	133
Somewhat agree	2	0	0	508	0	0	0	0	0	0	0	0	0	0	0	508
Somewhat disagree	3	0	0	469	0	0	0	0	0	0	0	0	0	0	0	469
Strongly disagree	4	0	0	312	0	0	0	0	0	0	0	0	0	0	0	312
Don't know	8	0	0	26	0	0	0	0	0	0	0	0	0	0	0	26
No answer	9	0	0	25	0	0	0	0	0	0	0	0	0	0	0	25
Not applicable	IAP	13626	354	6069	353	5907	10334	2817	2765	2812	4510	2023	2044	1974	2538	58126

- C. America has an open society. What one achieves in life no longer depends on one's family background, but on the abilities one has and the education one acquires.

[VAR: USCLASS3]

RESPONSE	PUNCH	YEAR														
		1972-82	1982B	1983-87	1987B	1988-91	1993-98	2000	2002	2004	2006	2008	2010	2012	2014	ALL
Strongly agree	1	0	0	573	0	0	0	0	0	0	0	0	0	0	0	573
Somewhat agree	2	0	0	639	0	0	0	0	0	0	0	0	0	0	0	639
Somewhat disagree	3	0	0	191	0	0	0	0	0	0	0	0	0	0	0	191
Strongly disagree	4	0	0	24	0	0	0	0	0	0	0	0	0	0	0	24
Don't know	8	0	0	21	0	0	0	0	0	0	0	0	0	0	0	21
No answer	9	0	0	25	0	0	0	0	0	0	0	0	0	0	0	25
Not applicable	IAP	13626	354	6069	353	5907	10334	2817	2765	2812	4510	2023	2044	1974	2538	58126

- D. What one gets in life hardly depends at all on one's own efforts, but rather on the economic situation, job opportunities, union agreements, and the social services provided by the government.

[VAR: USCLASS4]

RESPONSE	PUNCH	YEAR														
		1972-82	1982B	1983-87	1987B	1988-91	1993-98	2000	2002	2004	2006	2008	2010	2012	2014	ALL
Strongly agree	1	0	0	112	0	0	0	0	0	0	0	0	0	0	0	112
Somewhat agree	2	0	0	490	0	0	0	0	0	0	0	0	0	0	0	490
Somewhat disagree	3	0	0	512	0	0	0	0	0	0	0	0	0	0	0	512
Strongly disagree	4	0	0	301	0	0	0	0	0	0	0	0	0	0	0	301
Don't know	8	0	0	31	0	0	0	0	0	0	0	0	0	0	0	31
No answer	9	0	0	27	0	0	0	0	0	0	0	0	0	0	0	27
Not applicable	IAP	13626	354	6069	353	5907	10334	2817	2765	2812	4510	2023	2044	1974	2538	58126

- E. Personal income should not be determined solely by one's work. Rather, everybody should get what he/she needs to provide a decent life for his/her family.

[VAR: USCLASS5]

RESPONSE	PUNCH	YEAR														
		1972-82	1982B	1983-87	1987B	1988-91	1993-98	2000	2002	2004	2006	2008	2010	2012	2014	ALL
Strongly agree	1	0	0	163	0	0	0	0	0	0	0	0	0	0	0	163
Somewhat agree	2	0	0	316	0	0	0	0	0	0	0	0	0	0	0	316
Somewhat disagree	3	0	0	492	0	0	0	0	0	0	0	0	0	0	0	492
Strongly disagree	4	0	0	444	0	0	0	0	0	0	0	0	0	0	0	444
Don't know	8	0	0	29	0	0	0	0	0	0	0	0	0	0	0	29
No answer	9	0	0	29	0	0	0	0	0	0	0	0	0	0	0	29
Not applicable	IAP	13626	354	6069	353	5907	10334	2817	2765	2812	4510	2023	2044	1974	2538	58126

F. Only if differences in income and social standing are large enough is there an incentive for individual effort.

[VAR: USCLASS6]

RESPONSE	PUNCH	YEAR														
		1972-82	1982B	1983-87	1987B	1988-91	1993-98	2000	2002	2004	2006	2008	2010	2012	2014	ALL
Strongly agree	1	0	0	154	0	0	0	0	0	0	0	0	0	0	0	154
Somewhat agree	2	0	0	653	0	0	0	0	0	0	0	0	0	0	0	653
Somewhat disagree	3	0	0	411	0	0	0	0	0	0	0	0	0	0	0	411
Strongly disagree	4	0	0	139	0	0	0	0	0	0	0	0	0	0	0	139
Don't know	8	0	0	90	0	0	0	0	0	0	0	0	0	0	0	90
No answer	9	0	0	26	0	0	0	0	0	0	0	0	0	0	0	26
Not applicable	IAP	13626	354	6069	353	5907	10334	2817	2765	2812	4510	2023	2044	1974	2538	58126

G. Differences in social standing between people are acceptable because they basically reflect what people made out of the opportunities they had.

[VAR: USCLASS7]

RESPONSE	PUNCH	YEAR														
		1972-82	1982B	1983-87	1987B	1988-91	1993-98	2000	2002	2004	2006	2008	2010	2012	2014	ALL
Strongly agree	1	0	0	243	0	0	0	0	0	0	0	0	0	0	0	243
Somewhat agree	2	0	0	794	0	0	0	0	0	0	0	0	0	0	0	794
Somewhat disagree	3	0	0	289	0	0	0	0	0	0	0	0	0	0	0	289
Strongly disagree	4	0	0	69	0	0	0	0	0	0	0	0	0	0	0	69
Don't know	8	0	0	51	0	0	0	0	0	0	0	0	0	0	0	51
No answer	9	0	0	27	0	0	0	0	0	0	0	0	0	0	0	27
Not applicable	IAP	13626	354	6069	353	5907	10334	2817	2765	2812	4510	2023	2044	1974	2538	58126

H. All in all, I think social differences in this country are justified.

[VAR: USCLASS8]

RESPONSE	PUNCH	YEAR														
		1972-82	1982B	1983-87	1987B	1988-91	1993-98	2000	2002	2004	2006	2008	2010	2012	2014	ALL
Strongly agree	1	0	0	120	0	0	0	0	0	0	0	0	0	0	0	120
Somewhat agree	2	0	0	631	0	0	0	0	0	0	0	0	0	0	0	631
Somewhat disagree	3	0	0	474	0	0	0	0	0	0	0	0	0	0	0	474
Strongly disagree	4	0	0	164	0	0	0	0	0	0	0	0	0	0	0	164
Don't know	8	0	0	58	0	0	0	0	0	0	0	0	0	0	0	58
No answer	9	0	0	26	0	0	0	0	0	0	0	0	0	0	0	26
Not applicable	IAP	13626	354	6069	353	5907	10334	2817	2765	2812	4510	2023	2044	1974	2538	58126

REMARKS: See Appendix R.

69. A. Does everyone in this country have an opportunity to obtain an education corresponding to their abilities and talents?

[VAR: EDUCOP]

RESPONSE	PUNCH	YEAR														
		1972-82	1982B	1983-87	1987B	1988-91	1993-98	2000	2002	2004	2006	2008	2010	2012	2014	ALL
Yes	1	0	0	1028	0	0	0	0	0	0	0	0	0	0	0	1028
No	2	0	0	411	0	0	0	0	0	0	0	0	0	0	0	411
Don't know	8	0	0	22	0	0	0	0	0	0	0	0	0	0	0	22
No answer	9	0	0	12	0	0	0	0	0	0	0	0	0	0	0	12
Not applicable	IAP	13626	354	6069	353	5907	10334	2817	2765	2812	4510	2023	2044	1974	2538	58126

REMARKS: See Appendix R.

B. For some time there have been discussions about how concerned the government should be about the social welfare of people. We have listed here two different opinions. With which opinion do you agree the most? READ STATEMENTS A & B. CIRCLE ONE CODE.

HAND CARD U

[VAR: GOVCARE]

RESPONSE	PUNCH	YEAR														
		1972-82	1982B	1983-87	1987B	1988-91	1993-98	2000	2002	2004	2006	2008	2010	2012	2014	ALL
A. Our system of social services goes much too far. It takes too much care of people and deprives them of too much individual responsibility	1	0	0	367	0	0	0	0	0	0	0	0	0	0	0	367
B. Our system of social services is on the right track. It provides security for the elderly, the sick, and other people in distress without depriving people of individual responsibility	2	0	0	1013	0	0	0	0	0	0	0	0	0	0	0	1013
No opinion	8	0	0	75	0	0	0	0	0	0	0	0	0	0	0	75
No answer	9	0	0	18	0	0	0	0	0	0	0	0	0	0	0	18
Not applicable	IAP	13626	354	6069	353	5907	10334	2817	2765	2812	4510	2023	2044	1974	2538	58126

REMARKS: Card U contained responses for punches 1 and 2. See Appendix T.

70. A. Some people think that the government in Washington ought to reduce the income differences between the rich and the poor, perhaps by raising the taxes of wealthy families or by giving income assistance to the poor. Others think that the government should not concern itself with reducing this income difference between the rich and the poor.

Here is a card with a scale from 1 to 7. Think of a score of 1 as meaning that the government ought to reduce the income differences between rich and poor, and a score of 7 meaning that the government should not concern itself with reducing income differences. What score between 1 and 7 comes closest to the way you feel? (CIRCLE ONE):

HAND CARD V

[VAR: EQWLTH]

RESPONSE	PUNCH	YEAR														
		1972-82	1982B	1983-87	1987B	1988-91	1993-98	2000	2002	2004	2006	2008	2010	2012	2014	ALL
1-Government should	1	392	0	1237	130	764	1086	301	175	171	415	319	244	324	365	5923
2	2	218	0	605	35	460	686	217	84	80	187	116	106	132	165	3091
3	3	368	0	977	56	709	1157	294	164	152	320	234	219	194	251	5095
4	4	447	0	1135	65	793	1418	374	177	168	410	240	249	240	284	6000
5	5	261	0	719	27	440	872	258	125	107	254	178	215	148	232	3836
6	6	163	0	431	9	278	563	160	66	64	149	93	99	84	121	2280
7-Government should not	7	321	0	784	20	402	970	245	109	123	221	169	227	202	253	4046
Don't know	8	51	0	98	8	91	125	38	11	10	28	15	12	12	15	514
No answer	9	8	0	22	3	11	27	9	1	1	5	1	6	2	1	97
Not applicable	IAP	11397	354	1534	0	1959	3430	921	1853	1936	2521	658	667	636	851	28717

REMARKS: Card V contained responses for punches 1-7.

- B. Some people think that the income differences between the rich and the poor ought to be reduced, perhaps by raising the taxes of wealthy families or by giving income assistance to the poor. Others think that the government should not concern itself with reducing this income difference between the rich and the poor.

Here is a card with a scale from 1 to 7. Think of a score of 1 as meaning that the government ought to reduce the income differences between rich and poor, and a score of 7 meaning that the government should not concern itself with reducing income differences. What score between 1 and 7 comes closest to the way you feel? (CIRCLE ONE):

HAND CARD W

[VAR: EQWLTHY]

RESPONSE	PUNCH	YEAR														
		1972-82	1982B	1983-87	1987B	1988-91	1993-98	2000	2002	2004	2006	2008	2010	2012	2014	ALL
1-Government should	1	145	0	0	0	0	0	0	0	0	0	0	0	0	0	145
2	2	62	0	0	0	0	0	0	0	0	0	0	0	0	0	62
3	3	144	0	0	0	0	0	0	0	0	0	0	0	0	0	144
4	4	170	0	0	0	0	0	0	0	0	0	0	0	0	0	170
5	5	84	0	0	0	0	0	0	0	0	0	0	0	0	0	84
6	6	60	0	0	0	0	0	0	0	0	0	0	0	0	0	60
7-Government should not	7	84	0	0	0	0	0	0	0	0	0	0	0	0	0	84
Don't know	8	19	0	0	0	0	0	0	0	0	0	0	0	0	0	19
No answer	9	3	0	0	0	0	0	0	0	0	0	0	0	0	0	3
Not applicable	IAP	12855	354	7542	353	5907	10334	2817	2765	2812	4510	2023	2044	1974	2538	58828

REMARKS: Card W contained responses for punches 1-7. EQWLTH was asked on Form 2 in 1978. It is a variant of EQWLTH.

71. Do you consider the amount of federal income tax which you have to pay as too high, about right, or too low?

[VAR: TAX]

RESPONSE	PUNCH	YEAR														
		1972-82	1982B	1983-87	1987B	1988-91	1993-98	2000	2002	2004	2006	2008	2010	2012	2014	ALL
Too high	1	3885	254	2694	225	2181	4240	1178	546	532	1134	729	631	636	956	19821
About right	2	1686	73	1477	82	1473	2266	576	345	334	792	560	580	603	683	11530
Too low	3	29	2	24	6	38	62	17	9	13	23	21	23	29	30	326
R pays no income tax (vol.)	4	125	4	116	14	43	0	0	0	0	0	0	0	0	0	302
Don't know	8	234	15	131	22	149	248	74	24	18	53	41	41	34	42	1126
No answer	9	44	6	31	4	36	60	16	0	1	1	1	6	6	3	215
Not applicable	IAP	7623	0	3069	0	1987	3458	956	1841	1914	2507	671	763	666	824	26279

REMARKS: In 1976, this question was asked immediately before NATSPAC (spending priorities) for half of the sample with Form 1. For the half with Form 2, this question immediately followed NATSPAC. FORM for the split-ballot forms. See Appendix N for across survey changes. If planning to perform trend analysis with this variable, please consult GSS Methodological Report No. 56.

72. There are always some people whose ideas are considered bad or dangerous by other people. For instance, somebody who is against all churches and religion . . .

A. If such a person wanted to make a speech in your (city/town/community) against churches and religion, should he be allowed to speak, or not?

[VAR: SPKATH]

<u>RESPONSE</u>	<u>PUNCH</u>	<u>YEAR</u>														
		<u>1972-82</u>	<u>1982B</u>	<u>1983-87</u>	<u>1987B</u>	<u>1988-91</u>	<u>1993-98</u>	<u>2000</u>	<u>2002</u>	<u>2004</u>	<u>2006</u>	<u>2008</u>	<u>2010</u>	<u>2012</u>	<u>2014</u>	<u>ALL</u>
Yes, allowed to speak	1	6796	172	3008	221	2797	5017	1381	710	689	1553	1021	956	1011	1345	26677
Not allowed	2	3676	168	1419	123	1062	1750	450	206	200	438	315	312	281	351	10751
Don't know	8	126	13	35	8	52	96	25	8	7	12	11	11	15	12	431
No answer	9	6	1	11	1	9	13	5	0	2	0	5	2	1	6	62
Not applicable	IAP	3022	0	3069	0	1987	3458	956	1841	1914	2507	671	763	666	824	21678

B. Should such a person be allowed to teach in a college or university, or not?

[VAR: COLATH]

<u>RESPONSE</u>	<u>PUNCH</u>	<u>YEAR</u>														
		<u>1972-82</u>	<u>1982B</u>	<u>1983-87</u>	<u>1987B</u>	<u>1988-91</u>	<u>1993-98</u>	<u>2000</u>	<u>2002</u>	<u>2004</u>	<u>2006</u>	<u>2008</u>	<u>2010</u>	<u>2012</u>	<u>2014</u>	<u>ALL</u>
Yes, allowed to teach	4	4435	119	2060	138	1944	3719	1041	556	568	1217	815	767	818	1119	19316
Not allowed	5	5820	210	2257	196	1803	2817	725	350	305	731	490	473	449	556	17182
Don't know	8	331	23	141	17	164	317	88	17	24	53	42	36	36	31	1320
No answer	9	18	2	15	2	9	23	7	1	1	2	5	5	5	8	103
Not applicable	IAP	3022	0	3069	0	1987	3458	956	1841	1914	2507	671	763	666	824	21678

C. If some people in your community suggested that a book he wrote against churches and religion should be taken out of your public library, would you favor removing this book, or not?

[VAR: LIBATH]

<u>RESPONSE</u>	<u>PUNCH</u>	<u>YEAR</u>														
		<u>1972-82</u>	<u>1982B</u>	<u>1983-87</u>	<u>1987B</u>	<u>1988-91</u>	<u>1993-98</u>	<u>2000</u>	<u>2002</u>	<u>2004</u>	<u>2006</u>	<u>2008</u>	<u>2010</u>	<u>2012</u>	<u>2014</u>	<u>ALL</u>
Remove	1	3934	170	1527	136	1186	1923	526	226	223	520	353	321	302	378	11725
Not remove	2	6389	154	2827	203	2610	4707	1262	672	660	1452	962	938	973	1312	25121
Don't know	8	263	28	105	13	109	223	67	23	14	30	34	21	31	20	981
No answer	9	18	2	14	1	15	23	6	3	1	1	3	1	2	4	94
Not applicable	IAP	3022	0	3069	0	1987	3458	956	1841	1914	2507	671	763	666	824	21678

REMARKS: See Appendix N for across survey changes.

73. Or consider a person who favored government ownership of all the railroads and all big industries.

A. If such a person wanted to make a speech in your community favoring government ownership of all the railroads and big industries, should he be allowed to speak, or not?

[VAR: SPKSOC]

<u>RESPONSE</u>	<u>PUNCH</u>	<u>YEAR</u>														
		<u>1972-82</u>	<u>1982B</u>	<u>1983-87</u>	<u>1987B</u>	<u>1988-91</u>	<u>1993-98</u>	<u>2000</u>	<u>2002</u>	<u>2004</u>	<u>2006</u>	<u>2008</u>	<u>2010</u>	<u>2012</u>	<u>2014</u>	<u>ALL</u>
Yes, allowed to speak	1	3528	0	0	0	0	0	0	0	0	0	0	0	0	0	3528
Not allowed	2	896	0	0	0	0	0	0	0	0	0	0	0	0	0	896
Don't know	8	175	0	0	0	0	0	0	0	0	0	0	0	0	0	175
No answer	9	2	0	0	0	0	0	0	0	0	0	0	0	0	0	2
Not applicable	IAP	9025	354	7542	353	5907	10334	2817	2765	2812	4510	2023	2044	1974	2538	54998

B. Should such a person be allowed to teach in a college or university, or not?

[VAR: COLSOC]

<u>RESPONSE</u>	<u>PUNCH</u>	<u>YEAR</u>														
		<u>1972-82</u>	<u>1982B</u>	<u>1983-87</u>	<u>1987B</u>	<u>1988-91</u>	<u>1993-98</u>	<u>2000</u>	<u>2002</u>	<u>2004</u>	<u>2006</u>	<u>2008</u>	<u>2010</u>	<u>2012</u>	<u>2014</u>	<u>ALL</u>
Yes, allowed to teach	4	2609	0	0	0	0	0	0	0	0	0	0	0	0	0	2609
Not allowed	5	1705	0	0	0	0	0	0	0	0	0	0	0	0	0	1705
Don't know	8	273	0	0	0	0	0	0	0	0	0	0	0	0	0	273
No answer	9	14	0	0	0	0	0	0	0	0	0	0	0	0	0	14
Not applicable	IAP	9025	354	7542	353	5907	10334	2817	2765	2812	4510	2023	2044	1974	2538	54998

C. If some people in your community suggested a book he wrote favoring government ownership should be taken out of your public library, would you favor removing this book, or not?

[VAR: LIBSOC]

<u>RESPONSE</u>	<u>PUNCH</u>	<u>YEAR</u>														
		<u>1972-82</u>	<u>1982B</u>	<u>1983-87</u>	<u>1987B</u>	<u>1988-91</u>	<u>1993-98</u>	<u>2000</u>	<u>2002</u>	<u>2004</u>	<u>2006</u>	<u>2008</u>	<u>2010</u>	<u>2012</u>	<u>2014</u>	<u>ALL</u>
Remove	1	1161	0	0	0	0	0	0	0	0	0	0	0	0	0	1161
Not remove	2	3181	0	0	0	0	0	0	0	0	0	0	0	0	0	3181
Don't know	8	240	0	0	0	0	0	0	0	0	0	0	0	0	0	240
No answer	9	19	0	0	0	0	0	0	0	0	0	0	0	0	0	19
Not applicable	IAP	9025	354	7542	353	5907	10334	2817	2765	2812	4510	2023	2044	1974	2538	54998

74. Or consider a person who believes that Blacks are genetically inferior.

A. If such a person wanted to make a speech in your community claiming that Blacks are inferior, should he be allowed to speak, or not?

[VAR: SPKRAC]

<u>RESPONSE</u>	<u>PUNCH</u>	<u>YEAR</u>														
		<u>1972-82</u>	<u>1982B</u>	<u>1983-87</u>	<u>1987B</u>	<u>1988-91</u>	<u>1993-98</u>	<u>2000</u>	<u>2002</u>	<u>2004</u>	<u>2006</u>	<u>2008</u>	<u>2010</u>	<u>2012</u>	<u>2014</u>	<u>ALL</u>
Yes, allowed to speak	1	3593	156	2578	188	2423	4209	1121	578	557	1236	793	738	766	1034	19970
Not allowed	2	2257	183	1787	151	1396	2506	707	322	330	740	533	521	510	658	12601
Don't know	8	137	12	92	12	83	144	24	19	9	24	23	17	26	19	641
No answer	9	16	3	16	2	18	17	9	5	2	3	3	5	6	3	108
Not applicable	IAP	7623	0	3069	0	1987	3458	956	1841	1914	2507	671	763	666	824	26279

B. Should such a person be allowed to teach in a college or university, or not?

[VAR: COLRAC]

<u>RESPONSE</u>	<u>PUNCH</u>	<u>YEAR</u>														
		<u>1972-82</u>	<u>1982B</u>	<u>1983-87</u>	<u>1987B</u>	<u>1988-91</u>	<u>1993-98</u>	<u>2000</u>	<u>2002</u>	<u>2004</u>	<u>2006</u>	<u>2008</u>	<u>2010</u>	<u>2012</u>	<u>2014</u>	<u>ALL</u>
Yes, allowed to teach	4	2499	101	1883	110	1701	3061	856	481	420	937	608	594	611	804	14666
Not allowed	5	3268	232	2425	223	2044	3519	924	428	458	1014	697	652	661	879	17424
Don't know	8	220	19	150	17	159	273	68	13	18	47	45	28	30	25	1112
No answer	9	16	2	15	3	16	23	13	2	2	5	2	7	6	6	118
Not applicable	IAP	7623	0	3069	0	1987	3458	956	1841	1914	2507	671	763	666	824	26279

C. If some people in your community suggested that a book he wrote which said Blacks are inferior should be taken out of your public library, would you favor removing this book, or not?

[VAR: LIBRAC]

<u>RESPONSE</u>	<u>PUNCH</u>	<u>YEAR</u>														
		<u>1972-82</u>	<u>1982B</u>	<u>1983-87</u>	<u>1987B</u>	<u>1988-91</u>	<u>1993-98</u>	<u>2000</u>	<u>2002</u>	<u>2004</u>	<u>2006</u>	<u>2008</u>	<u>2010</u>	<u>2012</u>	<u>2014</u>	<u>ALL</u>
Remove	1	2109	188	1561	152	1270	2201	619	294	291	663	458	424	434	606	11270
Not remove	2	3666	139	2772	189	2509	4416	1169	602	594	1305	856	833	828	1077	20955
Don't know	8	210	25	124	10	125	241	62	23	13	33	35	19	39	25	984
No answer	9	18	2	16	2	16	18	11	5	0	2	3	5	7	6	111
Not applicable	IAP	7623	0	3069	0	1987	3458	956	1841	1914	2507	671	763	666	824	26279

REMARKS: See Appendix N for across survey changes.

75. Now, I should like to ask you some questions about a man who admits he is a Communist.

- A. Suppose this admitted Communist wanted to make a speech in your community. Should he be allowed to speak, or not?

[VAR: SPKCOM]

<u>RESPONSE</u>	<u>PUNCH</u>	<u>YEAR</u>														
		<u>1972-82</u>	<u>1982B</u>	<u>1983-87</u>	<u>1987B</u>	<u>1988-91</u>	<u>1993-98</u>	<u>2000</u>	<u>2002</u>	<u>2004</u>	<u>2006</u>	<u>2008</u>	<u>2010</u>	<u>2012</u>	<u>2014</u>	<u>ALL</u>
Yes, allowed to speak	1	5900	164	2614	194	2505	4546	1216	636	623	1339	874	819	862	1156	23448
Not allowed	2	4408	150	1746	138	1310	2144	585	266	257	623	442	423	395	504	13391
Don't know	8	277	36	99	21	95	171	54	21	15	39	34	33	44	49	988
No answer	9	19	4	14	0	10	15	6	1	3	2	2	6	7	5	94
Not applicable	IAP	3022	0	3069	0	1987	3458	956	1841	1914	2507	671	763	666	824	21678

- B. Suppose he is teaching in a college. Should he be fired, or not?

[VAR: COLCOM]

<u>RESPONSE</u>	<u>PUNCH</u>	<u>YEAR</u>														
		<u>1972-82</u>	<u>1982B</u>	<u>1983-87</u>	<u>1987B</u>	<u>1988-91</u>	<u>1993-98</u>	<u>2000</u>	<u>2002</u>	<u>2004</u>	<u>2006</u>	<u>2008</u>	<u>2010</u>	<u>2012</u>	<u>2014</u>	<u>ALL</u>
Yes, fired	4	5784	154	2211	149	1687	2575	679	338	298	701	338	437	409	540	16300
Not fired	5	4175	143	2020	165	1986	3841	1047	549	568	1202	549	776	804	1085	18910
Don't know	8	607	52	220	39	230	437	125	35	30	94	35	58	81	77	2120
No answer	9	38	5	22	0	17	23	10	2	2	6	2	10	14	12	163
Not applicable	IAP	3022	0	3069	0	1987	3458	956	1841	1914	2507	1841	763	666	824	22848

- C. Suppose he wrote a book which is in your public library. Somebody in your community suggests that the book should be removed from the library. Would you favor removing it, or not?

[VAR: LIBCOM]

<u>RESPONSE</u>	<u>PUNCH</u>	<u>YEAR</u>														
		<u>1972-82</u>	<u>1982B</u>	<u>1983-87</u>	<u>1987B</u>	<u>1988-91</u>	<u>1993-98</u>	<u>2000</u>	<u>2002</u>	<u>2004</u>	<u>2006</u>	<u>2008</u>	<u>2010</u>	<u>2012</u>	<u>2014</u>	<u>ALL</u>
Remove	1	4226	155	1671	142	1307	2062	569	263	251	597	409	367	335	448	12802
Not remove	2	5966	147	2635	190	2463	4523	1223	636	630	1364	900	876	919	1220	23692
Don't know	8	371	47	145	21	134	269	62	22	14	40	41	34	51	39	1290
No answer	9	41	5	22	0	16	22	7	3	3	2	2	4	3	7	137
Not applicable	IAP	3022	0	3069	0	1987	3458	956	1841	1914	2507	671	763	666	824	21678

76. Consider a person who advocates doing away with elections and letting the military run the country.

A. If such a person wanted to make a speech in your community, should he be allowed to speak, or not?

[VAR: SPKMIL]

<u>RESPONSE</u>	<u>PUNCH</u>	<u>YEAR</u>														
		<u>1972-82</u>	<u>1982B</u>	<u>1983-87</u>	<u>1987B</u>	<u>1988-91</u>	<u>1993-98</u>	<u>2000</u>	<u>2002</u>	<u>2004</u>	<u>2006</u>	<u>2008</u>	<u>2010</u>	<u>2012</u>	<u>2014</u>	<u>ALL</u>
Yes, allowed to speak	1	3235	143	2495	169	2289	4419	1172	635	600	1318	871	865	893	1194	20298
Not allowed	2	2627	189	1866	166	1517	2296	643	276	287	650	448	393	389	495	12242
Don't know	8	133	20	96	18	98	150	41	12	9	33	30	17	23	18	698
No answer	9	8	2	16	0	16	11	5	1	2	2	3	6	3	7	82
Not applicable	IAP	7623	0	3069	0	1987	3458	956	1841	1914	2507	671	763	666	824	26279

B. Should such a person be allowed to teach in a college or university, or not?

[VAR: COLMIL]

<u>RESPONSE</u>	<u>PUNCH</u>	<u>YEAR</u>														
		<u>1972-82</u>	<u>1982B</u>	<u>1983-87</u>	<u>1987B</u>	<u>1988-91</u>	<u>1993-98</u>	<u>2000</u>	<u>2002</u>	<u>2004</u>	<u>2006</u>	<u>2008</u>	<u>2010</u>	<u>2012</u>	<u>2014</u>	<u>ALL</u>
Yes, allowed to teach	4	2228	100	1792	113	1595	3311	890	510	477	1051	682	726	740	994	15209
Not allowed	5	3520	224	2509	219	2131	3244	879	391	398	892	617	519	529	670	16742
Don't know	8	235	25	154	21	175	304	84	22	20	55	50	31	36	39	1251
No answer	9	20	5	18	0	19	17	8	1	3	5	3	5	3	11	118
Not applicable	IAP	7623	0	3069	0	1987	3458	956	1841	1914	2507	671	763	666	824	26279

C. Suppose he wrote a book advocating doing away with elections and letting the military run the country. Somebody in your community suggests that the book be removed from the public library. Would you favor removing it, or not?

[VAR: LIBMIL]

<u>RESPONSE</u>	<u>PUNCH</u>	<u>YEAR</u>														
		<u>1972-82</u>	<u>1982B</u>	<u>1983-87</u>	<u>1987B</u>	<u>1988-91</u>	<u>1993-98</u>	<u>2000</u>	<u>2002</u>	<u>2004</u>	<u>2006</u>	<u>2008</u>	<u>2010</u>	<u>2012</u>	<u>2014</u>	<u>ALL</u>
Remove	1	2415	194	1761	168	1390	2128	603	256	265	591	392	357	344	480	11344
Not remove	2	3368	132	2585	166	2376	4482	1187	642	615	1375	916	901	927	1197	20869
Don't know	8	205	25	109	19	131	252	65	24	15	35	40	21	31	28	1000
No answer	9	15	3	18	0	23	14	6	2	3	2	4	2	6	9	107
Not applicable	IAP	7623	0	3069	0	1987	3458	956	1841	1914	2507	671	763	666	824	26279

77. And what about a man who admits that he is a homosexual?

A. Suppose this admitted homosexual wanted to make a speech in your community. Should he be allowed to speak, or not?

[VAR: SPKHOMO]

<u>RESPONSE</u>	<u>PUNCH</u>	<u>YEAR</u>														
		<u>1972-82</u>	<u>1982B</u>	<u>1983-87</u>	<u>1987B</u>	<u>1988-91</u>	<u>1993-98</u>	<u>2000</u>	<u>2002</u>	<u>2004</u>	<u>2006</u>	<u>2008</u>	<u>2010</u>	<u>2012</u>	<u>2014</u>	<u>ALL</u>
Yes, allowed to speak	1	5651	207	3015	228	2893	5489	1494	772	750	1635	1097	1090	1122	1511	26954
Not allowed	2	2994	119	1305	111	894	1193	305	138	140	326	225	168	155	180	8253
Don't know	8	331	25	139	14	122	180	56	11	6	33	26	16	23	13	995
No answer	9	15	3	14	0	11	14	6	3	2	9	4	7	8	10	106
Not applicable	IAP	4635	0	3069	0	1987	3458	956	1841	1914	2507	671	763	666	824	23291

B. Should such a person be allowed to teach in a college or university, or not?

[VAR: COLHOMO]

<u>RESPONSE</u>	<u>PUNCH</u>	<u>YEAR</u>														
		<u>1972-82</u>	<u>1982B</u>	<u>1983-87</u>	<u>1987B</u>	<u>1988-91</u>	<u>1993-98</u>	<u>2000</u>	<u>2002</u>	<u>2004</u>	<u>2006</u>	<u>2008</u>	<u>2010</u>	<u>2012</u>	<u>2014</u>	<u>ALL</u>
Yes, allowed to teach	4	4609	181	2578	193	2408	4969	1411	722	710	1546	1058	1064	1081	1492	24022
Not allowed	5	3990	139	1723	147	1326	1651	368	178	176	411	261	191	192	194	10947
Don't know	8	372	31	157	13	172	239	76	21	9	37	30	20	27	20	1224
No answer	9	20	3	15	0	14	17	6	3	3	9	3	6	8	8	115
Not applicable	IAP	4635	0	3069	0	1987	3458	956	1841	1914	2507	671	763	666	824	23291

C. If some people in your community suggested that a book he wrote in favor of homosexuality should be taken out of your public library, would you favor removing this book, or not?

[VAR: LIBHOMO]

<u>RESPONSE</u>	<u>PUNCH</u>	<u>YEAR</u>														
		<u>1972-82</u>	<u>1982B</u>	<u>1983-87</u>	<u>1987B</u>	<u>1988-91</u>	<u>1993-98</u>	<u>2000</u>	<u>2002</u>	<u>2004</u>	<u>2006</u>	<u>2008</u>	<u>2010</u>	<u>2012</u>	<u>2014</u>	<u>ALL</u>
Remove	1	3707	153	1768	159	1272	1890	476	206	234	471	314	273	271	318	11512
Not remove	2	4987	162	2567	182	2512	4720	1319	694	653	1495	1010	985	1007	1370	23663
Don't know	8	276	35	122	12	121	246	61	21	8	33	26	15	22	19	1017
No answer	9	21	4	16	0	15	20	5	3	3	4	2	8	8	7	116
Not applicable	IAP	4635	0	3069	0	1987	3458	956	1841	1914	2507	671	763	666	824	23291

78. Now consider a Muslim clergyman who preaches hatred of the United States.

A. If such a person wanted to make a speech in your community preaching hatred of the United States, should he be allowed to speak, or not?

[VAR: SPKMSLM]

RESPONSE	PUNCH	YEAR														
		1972-82	1982B	1983-87	1987B	1988-91	1993-98	2000	2002	2004	2006	2008	2010	2012	2014	ALL
Yes, allowed	1	0	0	0	0	0	0	0	0	0	0	567	528	569	748	2412
Not allowed	2	0	0	0	0	0	0	0	0	0	0	761	736	713	945	3155
Don't Know	8	0	0	0	0	0	0	0	0	0	0	16	14	19	14	63
No Answer	9	0	0	0	0	0	0	0	0	0	0	8	3	7	7	25
Not Applicable	IAP	13626	354	7542	353	5907	10334	2817	2765	2812	4510	671	763	666	824	53944

B. Should such a person be allowed to teach in a college or university, or not?

[VAR: COLMSLM]

RESPONSE	PUNCH	YEAR														
		1972-82	1982B	1983-87	1987B	1988-91	1993-98	2000	2002	2004	2006	2008	2010	2012	2014	ALL
Yes, allowed	4	0	0	0	0	0	0	0	0	0	0	405	411	425	559	1800
Not allowed	5	0	0	0	0	0	0	0	0	0	0	916	843	845	1127	3731
Don't Know	8	0	0	0	0	0	0	0	0	0	0	25	21	30	19	95
No Answer	9	0	0	0	0	0	0	0	0	0	0	6	6	8	9	29
Not Applicable	IAP	13626	354	7542	353	5907	10334	2817	2765	2812	4510	671	763	666	824	53944

C. If some people in your community suggested that a book he wrote which preaches hatred of the United States should be taken out of your public library, would you favor removing this book, or not?

[VAR: LIBMSLM]

RESPONSE	PUNCH	YEAR														
		1972-82	1982B	1983-87	1987B	1988-91	1993-98	2000	2002	2004	2006	2008	2010	2012	2014	ALL
Remove	1	0	0	0	0	0	0	0	0	0	0	663	649	641	858	2811
Not remove	2	0	0	0	0	0	0	0	0	0	0	662	619	638	831	2750
Don't Know	8	0	0	0	0	0	0	0	0	0	0	21	9	22	14	66
No Answer	9	0	0	0	0	0	0	0	0	0	0	6	4	7	11	28
Not Applicable	IAP	13626	354	7542	353	5907	10334	2817	2765	2812	4510	671	763	666	824	53944

79. Are you in favor of the death penalty for persons convicted of murder?

[VAR: CAPPUN2]

<u>RESPONSE</u>	<u>PUNCH</u>	<u>YEAR</u>														
		<u>1972-82</u>	<u>1982B</u>	<u>1983-87</u>	<u>1987B</u>	<u>1988-91</u>	<u>1993-98</u>	<u>2000</u>	<u>2002</u>	<u>2004</u>	<u>2006</u>	<u>2008</u>	<u>2010</u>	<u>2012</u>	<u>2014</u>	<u>ALL</u>
Yes	1	1750	0	0	0	0	0	0	0	0	0	0	0	0	0	1750
No	2	1151	0	0	0	0	0	0	0	0	0	0	0	0	0	1151
Don't know	8	200	0	0	0	0	0	0	0	0	0	0	0	0	0	200
No answer	9	16	0	0	0	0	0	0	0	0	0	0	0	0	0	16
Not applicable	IAP	10509	354	7542	353	5907	10334	2817	2765	2812	4510	2023	2044	1974	2538	56482

80. Do you favor or oppose the death penalty for persons convicted of murder?

[VAR: CAPPUN]

<u>RESPONSE</u>	<u>PUNCH</u>	<u>YEAR</u>														
		<u>1972-82</u>	<u>1982B</u>	<u>1983-87</u>	<u>1987B</u>	<u>1988-91</u>	<u>1993-98</u>	<u>2000</u>	<u>2002</u>	<u>2004</u>	<u>2006</u>	<u>2008</u>	<u>2010</u>	<u>2012</u>	<u>2014</u>	<u>ALL</u>
Favor	1	6933	154	5410	154	4274	7331	1764	899	855	1885	1263	1297	1183	1530	34932
Oppose	2	2936	165	1696	165	1242	2231	801	409	402	930	639	624	641	849	13730
Don't know	8	607	32	399	33	364	730	228	57	68	155	105	101	127	139	3145
No answer	9	33	3	37	1	27	42	24	7	15	22	16	22	23	20	292
Not applicable	IAP	3117	0	0	0	0	0	0	1393	1472	1518	0	0	0	0	7500

81. How important is the death penalty issue to you--would you say it is one of the most important, important, not very important, or not important at all?

[VAR: CAPIMP]

<u>RESPONSE</u>	<u>PUNCH</u>	<u>YEAR</u>														
		<u>1972-82</u>	<u>1982B</u>	<u>1983-87</u>	<u>1987B</u>	<u>1988-91</u>	<u>1993-98</u>	<u>2000</u>	<u>2002</u>	<u>2004</u>	<u>2006</u>	<u>2008</u>	<u>2010</u>	<u>2012</u>	<u>2014</u>	<u>ALL</u>
One of the most important	1	0	0	67	0	0	0	0	0	0	0	0	0	0	0	67
Important	2	0	0	261	0	0	0	0	0	0	0	0	0	0	0	261
Not very important	3	0	0	120	0	0	0	0	0	0	0	0	0	0	0	120
Not important at all	4	0	0	26	0	0	0	0	0	0	0	0	0	0	0	26
Don't know	8	0	0	6	0	0	0	0	0	0	0	0	0	0	0	6
No answer	9	0	0	4	0	0	0	0	0	0	0	0	0	0	0	4
Not applicable	IAP	13626	354	7058	353	5907	10334	2817	2765	2812	4510	2023	2044	1974	2538	59115

82. How much information do you have about the death penalty issue? Do you have all of the information you need, most of the information, some information, or very little information?

[VAR: CAPINFO]

<u>RESPONSE</u>	<u>PUNCH</u>	<u>YEAR</u>														
		<u>1972-82</u>	<u>1982B</u>	<u>1983-87</u>	<u>1987B</u>	<u>1988-91</u>	<u>1993-98</u>	<u>2000</u>	<u>2002</u>	<u>2004</u>	<u>2006</u>	<u>2008</u>	<u>2010</u>	<u>2012</u>	<u>2014</u>	<u>ALL</u>
All of the information	1	0	0	52	0	0	0	0	0	0	0	0	0	0	0	52
Most of the information	2	0	0	114	0	0	0	0	0	0	0	0	0	0	0	114
Some of the information	3	0	0	183	0	0	0	0	0	0	0	0	0	0	0	183
Very little information	4	0	0	126	0	0	0	0	0	0	0	0	0	0	0	126
Don't know	8	0	0	5	0	0	0	0	0	0	0	0	0	0	0	5
No answer	9	0	0	4	0	0	0	0	0	0	0	0	0	0	0	4
Not applicable	IAP	13626	354	7058	353	5907	10334	2817	2765	2812	4510	2023	2044	1974	2538	59115

83. How firm are you about your opinion on the death penalty--would you say you are very likely to change your opinion, somewhat likely to change, somewhat unlikely to change, or very unlikely to change?

[VAR: CAPFIRM]

<u>RESPONSE</u>	<u>PUNCH</u>	<u>YEAR</u>														
		<u>1972-82</u>	<u>1982B</u>	<u>1983-87</u>	<u>1987B</u>	<u>1988-91</u>	<u>1993-98</u>	<u>2000</u>	<u>2002</u>	<u>2004</u>	<u>2006</u>	<u>2008</u>	<u>2010</u>	<u>2012</u>	<u>2014</u>	<u>ALL</u>
Very likely to change	1	0	0	13	0	0	0	0	0	0	0	0	0	0	0	13
Somewhat likely	2	0	0	95	0	0	0	0	0	0	0	0	0	0	0	95
Somewhat unlikely	3	0	0	141	0	0	0	0	0	0	0	0	0	0	0	141
Very unlikely	4	0	0	216	0	0	0	0	0	0	0	0	0	0	0	216
Don't know	8	0	0	15	0	0	0	0	0	0	0	0	0	0	0	15
No answer	9	0	0	4	0	0	0	0	0	0	0	0	0	0	0	4
Not applicable	IAP	13626	354	7058	353	5907	10334	2817	2765	2812	4510	2023	2044	1974	2538	59115

REMARKS: CAPIMP, CAPINFO, and CAPFIRM appeared on Form 3 in 1984. See GUNIMP, GUNINFO, GUNFIRM, CRIMIMP, CRIMIMPO, CRIMFIRM, LAWIMP, LAWINFO, and LAWFIRM.

84. Would you favor or oppose a law which would require a person to obtain a police permit before he or she could buy a gun?

[VAR: GUNLAW]

<u>RESPONSE</u>	<u>PUNCH</u>	<u>YEAR</u>														
		<u>1972-82</u>	<u>1982B</u>	<u>1983-87</u>	<u>1987B</u>	<u>1988-91</u>	<u>1993-98</u>	<u>2000</u>	<u>2002</u>	<u>2004</u>	<u>2006</u>	<u>2008</u>	<u>2010</u>	<u>2012</u>	<u>2014</u>	<u>ALL</u>
Favor	1	8696	269	3164	279	3040	5500	1479	737	709	1568	1050	947	944	1224	29606
Oppose	2	3129	71	1211	67	796	1231	332	179	182	395	283	324	339	469	9008
Don't know	8	236	11	86	6	70	129	46	7	6	35	18	9	21	17	697
No answer	9	33	3	12	1	14	16	4	1	1	5	1	1	4	4	100
Not applicable	IAP	1532	0	3069	0	1987	3458	956	1841	1914	2507	671	763	666	824	20188

REMARKS: See Appendix N for across survey changes.

85. How important is the gun control issue to you--would you say it is one of the most important, important, not very important, or not important at all?

[VAR: GUNIMP]

<u>RESPONSE</u>	<u>PUNCH</u>	<u>YEAR</u>														
		<u>1972-82</u>	<u>1982B</u>	<u>1983-87</u>	<u>1987B</u>	<u>1988-91</u>	<u>1993-98</u>	<u>2000</u>	<u>2002</u>	<u>2004</u>	<u>2006</u>	<u>2008</u>	<u>2010</u>	<u>2012</u>	<u>2014</u>	<u>ALL</u>
One of the most important	1	197	0	81	0	0	0	0	0	0	0	0	0	0	0	278
Important	2	801	0	252	0	0	0	0	0	0	0	0	0	0	0	1053
Not very important	3	387	0	121	0	0	0	0	0	0	0	0	0	0	0	508
Not important at all	4	95	0	20	0	0	0	0	0	0	0	0	0	0	0	115
Don't know	8	17	0	6	0	0	0	0	0	0	0	0	0	0	0	23
No answer	9	2	0	4	0	0	0	0	0	0	0	0	0	0	0	6
Not applicable	IAP	12127	354	7058	353	5907	10334	2817	2765	2812	4510	2023	2044	1974	2538	57616

86. How much information do you have about the gun control issue? Do you have all the information you need, most of the information, some information, or very little information?

[VAR: GUNINFO]

<u>RESPONSE</u>	<u>PUNCH</u>	<u>YEAR</u>														
		<u>1972-82</u>	<u>1982B</u>	<u>1983-87</u>	<u>1987B</u>	<u>1988-91</u>	<u>1993-98</u>	<u>2000</u>	<u>2002</u>	<u>2004</u>	<u>2006</u>	<u>2008</u>	<u>2010</u>	<u>2012</u>	<u>2014</u>	<u>ALL</u>
All of the information	1	0	0	67	0	0	0	0	0	0	0	0	0	0	0	67
Most of the information	2	0	0	105	0	0	0	0	0	0	0	0	0	0	0	105
Some of the information	3	0	0	194	0	0	0	0	0	0	0	0	0	0	0	194
Very little information	4	0	0	110	0	0	0	0	0	0	0	0	0	0	0	110
Don't know	8	0	0	4	0	0	0	0	0	0	0	0	0	0	0	4
No answer	9	0	0	4	0	0	0	0	0	0	0	0	0	0	0	4
Not applicable	IAP	13626	354	7058	353	5907	10334	2817	2765	2812	4510	2023	2044	1974	2538	59115

87. How firm are you about your opinion on gun control--would you say you are very likely to change your opinion, somewhat likely to change, somewhat unlikely to change, or very unlikely to change?

[VAR: GUNFIRM]

<u>RESPONSE</u>	<u>PUNCH</u>	<u>YEAR</u>														
		<u>1972-82</u>	<u>1982B</u>	<u>1983-87</u>	<u>1987B</u>	<u>1988-91</u>	<u>1993-98</u>	<u>2000</u>	<u>2002</u>	<u>2004</u>	<u>2006</u>	<u>2008</u>	<u>2010</u>	<u>2012</u>	<u>2014</u>	<u>ALL</u>
Very likely to change	1	0	0	12	0	0	0	0	0	0	0	0	0	0	0	12
Somewhat likely	2	0	0	85	0	0	0	0	0	0	0	0	0	0	0	85
Somewhat unlikely	3	0	0	124	0	0	0	0	0	0	0	0	0	0	0	124
Very unlikely	4	0	0	249	0	0	0	0	0	0	0	0	0	0	0	249
Don't know	8	0	0	11	0	0	0	0	0	0	0	0	0	0	0	11
No answer	9	0	0	3	0	0	0	0	0	0	0	0	0	0	0	3
Not applicable	IAP	13626	354	7058	353	5907	10334	2817	2765	2812	4510	2023	2044	1974	2538	59115

REMARKS: GUNIMP, GUNINFO, and GUNFIRM appeared on Form 3 in 1984.
See CAPIMP,CAPINFO, CAPFIRM, CRIMIMP, CRIMINFO, CRIMFIRM, and LAWIMP, LAWINFO, and LAWFIRM.

88. In general, do you think the courts in this area deal too harshly or not harshly enough with criminals?

[VAR: COURTS]

<u>RESPONSE</u>	<u>PUNCH</u>	<u>YEAR</u>														
		<u>1972-82</u>	<u>1982B</u>	<u>1983-87</u>	<u>1987B</u>	<u>1988-91</u>	<u>1993-98</u>	<u>2000</u>	<u>2002</u>	<u>2004</u>	<u>2006</u>	<u>2008</u>	<u>2010</u>	<u>2012</u>	<u>2014</u>	<u>ALL</u>
Too harshly	1	482	29	245	30	206	442	209	126	120	279	222	267	269	376	3302
Not harshly enough	2	9546	119	6253	255	4822	8175	1913	919	861	1902	1259	1269	1128	1451	39872
About right (Vol.)	3	1227	17	694	43	573	1064	436	240	266	638	388	341	380	484	6791
Don't know	8	834	8	318	21	288	599	240	83	90	167	147	157	180	207	3339
No answer	9	47	3	32	4	18	54	19	4	3	6	7	10	17	20	244
Not applicable	IAP	1490	178	0	0	0	0	0	1393	1472	1518	0	0	0	0	6051

89. In general, do you think the courts in this area deal too harshly, or not harshly enough with criminals, or don't you have enough information about the courts to say?

[VAR: COURTSY]

RESPONSE	PUNCH	YEAR														
		1972-82	1982B	1983-87	1987B	1988-91	1993-98	2000	2002	2004	2006	2008	2010	2012	2014	ALL
Too harshly	1	66	24	0	0	0	0	0	0	0	0	0	0	0	0	90
Not harshly	2	1010	115	0	0	0	0	0	0	0	0	0	0	0	0	1125
About right (Vol.)	3	81	5	0	0	0	0	0	0	0	0	0	0	0	0	86
Not enough information to say	8	318	30	0	0	0	0	0	0	0	0	0	0	0	0	348
No answer	9	15	4	0	0	0	0	0	0	0	0	0	0	0	0	19
Not applicable	IAP	12136	176	7542	353	5907	10334	2817	2765	2812	4510	2023	2044	1974	2538	57931

REMARKS: See FORM for discussion of the split-half questions and sample design. In 1974 and 1982 this variant appeared on Form 2. See COURTS for standard question.

90. How important is the crime issue to you--would you say it is one of the most important, important, not very important, or not important at all?

[VAR: CRIMIMP]

RESPONSE	PUNCH	YEAR														
		1972-82	1982B	1983-87	1987B	1988-91	1993-98	2000	2002	2004	2006	2008	2010	2012	2014	ALL
One of the most important	1	0	0	160	0	0	0	0	0	0	0	0	0	0	0	160
Important	2	0	0	283	0	0	0	0	0	0	0	0	0	0	0	283
Not very important	3	0	0	31	0	0	0	0	0	0	0	0	0	0	0	31
Not important at all	4	0	0	1	0	0	0	0	0	0	0	0	0	0	0	1
Don't know	8	0	0	4	0	0	0	0	0	0	0	0	0	0	0	4
No answer	9	0	0	5	0	0	0	0	0	0	0	0	0	0	0	5
Not applicable	IAP	13626	354	7058	353	5907	10334	2817	2765	2812	4510	2023	2044	1974	2538	59115

91. How much information do you have about the crime issue? Do you have all of the information you need, most of the information, some information, or very little information?

[VAR: CRIMINFO]

<u>RESPONSE</u>	<u>PUNCH</u>	<u>YEAR</u>														
		<u>1972-82</u>	<u>1982B</u>	<u>1983-87</u>	<u>1987B</u>	<u>1988-91</u>	<u>1993-98</u>	<u>2000</u>	<u>2002</u>	<u>2004</u>	<u>2006</u>	<u>2008</u>	<u>2010</u>	<u>2012</u>	<u>2014</u>	<u>ALL</u>
All of the information	1	0	0	55	0	0	0	0	0	0	0	0	0	0	0	55
Most of the information	2	0	0	140	0	0	0	0	0	0	0	0	0	0	0	140
Some of the information	3	0	0	228	0	0	0	0	0	0	0	0	0	0	0	228
Very little information	4	0	0	53	0	0	0	0	0	0	0	0	0	0	0	53
Don't know	8	0	0	3	0	0	0	0	0	0	0	0	0	0	0	3
No answer	9	0	0	5	0	0	0	0	0	0	0	0	0	0	0	5
Not applicable	IAP	13626	354	7058	353	5907	10334	2817	2765	2812	4510	2023	2044	1974	2538	59115

92. How firm are you about your opinion on crime--would you say you are very likely to change your opinion, somewhat likely to change, somewhat unlikely to change, or very unlikely to change?

[VAR: CRIMFIRM]

<u>RESPONSE</u>	<u>PUNCH</u>	<u>YEAR</u>														
		<u>1972-82</u>	<u>1982B</u>	<u>1983-87</u>	<u>1987B</u>	<u>1988-91</u>	<u>1993-98</u>	<u>2000</u>	<u>2002</u>	<u>2004</u>	<u>2006</u>	<u>2008</u>	<u>2010</u>	<u>2012</u>	<u>2014</u>	<u>ALL</u>
Very likely to change	1	0	0	10	0	0	0	0	0	0	0	0	0	0	0	10
Somewhat likely	2	0	0	74	0	0	0	0	0	0	0	0	0	0	0	74
Somewhat unlikely	3	0	0	134	0	0	0	0	0	0	0	0	0	0	0	134
Very unlikely to change	4	0	0	251	0	0	0	0	0	0	0	0	0	0	0	251
Don't know	8	0	0	10	0	0	0	0	0	0	0	0	0	0	0	10
No answer	9	0	0	5	0	0	0	0	0	0	0	0	0	0	0	5
Not applicable	IAP	13626	354	7058	353	5907	10334	2817	2765	2812	4510	2023	2044	1974	2538	59115

REMARKS: LAWIMP,LAWINFO, and LAWFIRM appeared on Form 3 in 1984. See CAPIMP, CAPINFO, and CAPFIRM, GUNIMP, GUNINFO, GUNFIRM, LAWIMP, LAWINFO, and LAWFIRM

93. How important is the law enforcement issue to you--would you say it is one of the most important, important, not very important, or not important at all?

[VAR: LAWIMP]

<u>RESPONSE</u>	<u>PUNCH</u>	<u>YEAR</u>														
		<u>1972-82</u>	<u>1982B</u>	<u>1983-87</u>	<u>1987B</u>	<u>1988-91</u>	<u>1993-98</u>	<u>2000</u>	<u>2002</u>	<u>2004</u>	<u>2006</u>	<u>2008</u>	<u>2010</u>	<u>2012</u>	<u>2014</u>	<u>ALL</u>
One of the most important	1	0	0	349	0	0	0	0	0	0	0	0	0	0	0	349
Important	2	0	0	568	0	0	0	0	0	0	0	0	0	0	0	568
Not very important	3	0	0	59	0	0	0	0	0	0	0	0	0	0	0	59
Not important at all	4	0	0	6	0	0	0	0	0	0	0	0	0	0	0	6
Don't know	8	0	0	5	0	0	0	0	0	0	0	0	0	0	0	5
No answer	9	0	0	2	0	0	0	0	0	0	0	0	0	0	0	2
Not applicable	IAP	13626	354	6553	353	5907	10334	2817	2765	2812	4510	2023	2044	1974	2538	58610

94. How much information do you have about the law enforcement issue? Do you have all of the information you need, most of the information, some information, or very little information?

[VAR: LAWINFO]

<u>RESPONSE</u>	<u>PUNCH</u>	<u>YEAR</u>														
		<u>1972-82</u>	<u>1982B</u>	<u>1983-87</u>	<u>1987B</u>	<u>1988-91</u>	<u>1993-98</u>	<u>2000</u>	<u>2002</u>	<u>2004</u>	<u>2006</u>	<u>2008</u>	<u>2010</u>	<u>2012</u>	<u>2014</u>	<u>ALL</u>
All of the information	1	0	0	53	0	0	0	0	0	0	0	0	0	0	0	53
Most of the information	2	0	0	218	0	0	0	0	0	0	0	0	0	0	0	218
Some of the information	3	0	0	524	0	0	0	0	0	0	0	0	0	0	0	524
Very little information	4	0	0	187	0	0	0	0	0	0	0	0	0	0	0	187
Don't know	8	0	0	6	0	0	0	0	0	0	0	0	0	0	0	6
No answer	9	0	0	1	0	0	0	0	0	0	0	0	0	0	0	1
Not applicable	IAP	13626	354	6553	353	5907	10334	2817	2765	2812	4510	2023	2044	1974	2538	58610

95. How firm are you about your opinion on law enforcement--would you say you are very likely to change your opinion, somewhat likely to change, somewhat unlikely to change, or very unlikely to change?

[VAR: LAWFIRM]

RESPONSE	PUNCH	YEAR														
		1972-82	1982B	1983-87	1987B	1988-91	1993-98	2000	2002	2004	2006	2008	2010	2012	2014	ALL
Very likely to change	1	0	0	28	0	0	0	0	0	0	0	0	0	0	0	28
Somewhat likely	2	0	0	283	0	0	0	0	0	0	0	0	0	0	0	283
Somewhat unlikely	3	0	0	313	0	0	0	0	0	0	0	0	0	0	0	313
Very unlikely to change	4	0	0	343	0	0	0	0	0	0	0	0	0	0	0	343
Don't know	8	0	0	20	0	0	0	0	0	0	0	0	0	0	0	20
No answer	9	0	0	2	0	0	0	0	0	0	0	0	0	0	0	2
Not applicable	IAP	13626	354	6553	353	5907	10334	2817	2765	2812	4510	2023	2044	1974	2538	58610

REMARKS: LAWIMP, LAWINFO, LAWFIRM appeared on Forms 1 and 2 in 1984.
See CAPIMP, CAPINFO, CAPFIRM, GUNIMP, GUNINFO, GUNFIRM, CRIMIMP, CRIMINFO, and CRIMFIRM.

96. Everything considered, would you say that, in general, you approve or disapprove of wiretapping?

[VAR: WIRTAP]

RESPONSE	PUNCH	YEAR														
		1972-82	1982B	1983-87	1987B	1988-91	1993-98	2000	2002	2004	2006	2008	2010	2012	2014	ALL
Approve	1	1351	20	971	0	913	338	0	0	0	0	0	0	0	0	3593
Disapprove	2	5910	307	3457	0	2802	1153	0	0	0	0	0	0	0	0	13629
No opinion	8	266	24	161	0	214	88	0	0	0	0	0	0	0	0	753
No answer	9	15	3	14	0	17	8	0	0	0	0	0	0	0	0	57
Not applicable	IAP	6084	0	2939	353	1961	8747	2817	2765	2812	4510	2023	2044	1974	2538	41567

97. Do you think the use of marijuana should be made legal or not?

[VAR: GRASS]

RESPONSE	PUNCH	YEAR														
		1972-82	1982B	1983-87	1987B	1988-91	1993-98	2000	2002	2004	2006	2008	2010	2012	2014	ALL
Should	1	1803	0	1156	63	668	1708	597	306	292	672	496	603	586	870	9820
Should not	2	5413	0	4654	277	3124	4815	1183	545	510	1156	751	656	648	704	24436
Don't know	8	242	0	181	12	136	361	111	61	73	161	116	117	100	111	1782
No answer	9	35	0	17	1	20	20	5	0	1	0	2	1	4	2	108
Not applicable	IAP	6133	354	1534	0	1959	3430	921	1853	1936	2521	658	667	636	851	23453

REMARKS: GRASS was asked on both Form 1 and Form 2 at different points in the interview in 1978.
See App. B for locations in the questionnaire.

98. Some people think the use of marijuana should be made legal. Other people think marijuana use should not be made legal. Which do you favor?

[VAR: GRASSY]

RESPONSE	PUNCH	YEAR														
		1972-82	1982B	1983-87	1987B	1988-91	1993-98	2000	2002	2004	2006	2008	2010	2012	2014	ALL
Make use legal	1	242	0	0	0	0	0	0	0	0	0	0	0	0	0	242
Don't make use legal	2	501	0	0	0	0	0	0	0	0	0	0	0	0	0	501
Don't know	8	27	0	0	0	0	0	0	0	0	0	0	0	0	0	27
No answer	9	1	0	0	0	0	0	0	0	0	0	0	0	0	0	1
Not applicable	IAP	12855	354	7542	353	5907	10334	2817	2765	2812	4510	2023	2044	1974	2538	58828

REMARKS: GRASSY was asked on Form 2 in 1978. It is a variant of GRASS.

99. What is your religious preference? Is it Protestant, Catholic, Jewish, some other religion, or no religion?

[VAR: RELIG]

RESPONSE	PUNCH	YEAR														
		1972-82	1982B	1983-87	1987B	1988-91	1993-98	2000	2002	2004	2006	2008	2010	2012	2014	ALL
Protestant (ASK DENOM)	1	8738	290	4729	303	3704	5987	1521	1460	1483	2328	1040	973	916	1124	34596
Catholic	2	3414	34	1955	22	1483	2500	679	673	656	1114	470	482	444	606	14532
Jewish	3	323	1	160	1	112	210	63	48	55	78	39	37	28	40	1195
None	4	933	23	535	17	449	1155	398	379	403	739	332	363	387	522	6635
Other (SPECIFY RELIGION AND/OR CHURCH AND DENOMINATION) [See REMARKS below]	5	182	2	133	9	147	328	42	22	37	39	12	20	25	27	1025
Buddhism	6	0	0	0	0	0	9	17	21	13	31	15	18	6	26	156
Hinduism	7	0	0	0	0	0	5	8	6	13	11	7	4	9	13	76
Other Eastern Religions	8	0	0	0	0	0	2	1	2	13	2	3	3	5	3	34
Muslim/Islam	9	0	0	0	0	0	13	12	13	16	17	13	11	13	9	117
Orthodox-Christian	10	0	0	0	0	0	10	12	23	13	14	10	8	6	9	105
Christian	11	0	0	0	0	0	33	39	65	71	102	68	90	120	135	723
Native American	12	0	0	0	0	0	3	4	4	1	3	1	2	6	2	26
Inter-Nondenominational	13	0	0	0	0	0	19	17	30	26	6	4	20	2	4	128
Don't know	98	0	0	0	0	1	7	1	4	0	0	1	1	5	3	23
No answer	99	36	4	30	1	11	53	3	15	12	26	8	12	2	15	228

IF PROTESTANT:

A. What specific denomination is that, if any? (PROBE FOR EXACT DENOMINATION)

[VAR: DENOM]

<u>RESPONSE</u>	<u>PUNCH</u>	<u>YEAR</u>														
		<u>1972-82</u>	<u>1982B</u>	<u>1983-87</u>	<u>1987B</u>	<u>1988-91</u>	<u>1993-98</u>	<u>2000</u>	<u>2002</u>	<u>2004</u>	<u>2006</u>	<u>2008</u>	<u>2010</u>	<u>2012</u>	<u>2014</u>	<u>ALL</u>
BAPTIST																
American Baptist Assoc.	10	0	0	93	9	114	165	42	34	41	45	20	13	18	24	618
American Baptist Churches in the U.S.A	11	0	0	50	8	35	67	25	18	11	25	12	5	18	16	290
National Baptist Convention of America	12	0	0	31	16	28	38	14	10	8	18	9	6	2	9	189
National Baptist Convention, U.S.A., Inc	13	0	0	22	9	14	35	13	4	6	10	1	2	1	3	120
Southern Baptist Convention	14	0	0	525	57	537	958	256	208	210	324	132	133	127	146	3613
Other Baptist Churches	15	0	0	193	10	116	259	75	22	18	38	5	12	23	20	791
Baptist, Don't know which	18	2808	189	622	89	311	602	132	186	204	322	150	184	128	151	6078
METHODIST																
African Methodist Episcopal Church	20	0	0	28	13	33	43	19	11	10	11	8	3	7	8	194
African Methodist Episcopal Zion Church	21	0	0	5	5	15	21	7	2	5	10	1	0	3	4	78
United Methodist Church	22	0	0	469	4	426	727	182	158	144	219	93	78	83	110	2693
Other Methodist Churches	23	0	0	41	3	19	44	14	1	1	6	2	3	2	4	140
Methodist, Don't know which	28	1674	46	227	2	60	108	30	34	31	49	27	30	21	17	2356
LUTHERAN																
American Lutheran Church	30	0	0	142	1	108	153	36	29	12	34	11	4	10	10	550
Lutheran Church in America	31	0	0	32	1	42	53	13	15	7	13	3	7	8	5	199
Lutheran Church-- Missouri Synod	32	0	0	120	0	104	198	37	34	30	45	12	13	16	25	634
Wisconsin Evangelical Lutheran Synod	33	0	0	11	0	17	45	5	11	9	20	8	6	8	4	144
Other Lutheran Churches	34	0	0	25	0	22	69	12	2	4	3	1	3	2	3	146
Evangelical Lutheran	35	0	0	0	0	47	100	25	6	16	22	6	14	17	16	269
Lutheran, Don't know which	38	1087	1	204	0	57	67	17	52	49	44	20	35	21	29	1683
PRESBYTERIAN																
Presbyterian Church in the U.S.A	40	0	0	59	1	56	115	31	16	18	16	6	4	5	8	335
United Presbyterian Church in the U.S.A	41	0	0	101	1	95	126	21	15	14	21	15	12	3	9	433

[VAR: DENOM] (CONTINUED)

RESPONSE	PUNCH	YEAR														
		1972-82	1982B	1983-87	1987B	1988-91	1993-98	2000	2002	2004	2006	2008	2010	2012	2014	ALL
Other Presbyterian Churches	42	0	0	25	0	22	64	18	3	3	10	3	5	2	3	158
Presbyterian, merged	43	0	0	0	0	40	59	14	3	5	17	1	10	6	11	166
Presbyterian, don't know which	48	641	6	138	1	63	42	8	42	27	60	31	29	17	30	1135
EPISCOPAL CHURCH	50	369	5	175	6	140	239	52	58	59	78	43	36	32	39	1331
Other (SPECIFY) _____	60	1698	38	1126	61	891	1143	287	338	348	581	289	209	228	253	7490
No denomination given or non-denominational church	70	453	5	259	5	282	414	122	138	287	370	191	198	103	299	3126
Don't know	98	0	0	0	0	2	2	1	8	4	17	7	8	4	3	56
No answer	99	40	4	36	2	20	85	16	17	16	28	9	13	3	15	304
Not applicable (punches 2-13 in RELIG, often including 5 and sometimes 11)	IAP	4856	60	2783	49	2191	4293	1293	1290	1215	2054	907	969	1056	1264	24280

REMARKS: RELIG, punch 5 (Other, SPECIFY), is available from NORC. DENOM, punch 60 (N = 6511), recoded into OTHER. Until 2008 the following codes were used: LDS=59, LDS-Mormon=60, DS- Jesus Christ; Church of Jesus Christ LDS= 62; Mormon= 64. These codes did not distinguish different denominations and were not consistently used over time. In 2008 codes 59, 60, and 62 were recorded as code 64 for all years. Punch 43 of DENOM was renamed Presbyterian, merged in 2012. If planning to perform trend analysis with this variable, please consult GSS Methodological Report No. 56. See Appendix K: Protestant denominations. See Appendix N for changes across surveys.

100. A. Do you consider yourself to be Jewish for any reason?

[VAR: OTHJEW]

RESPONSE	PUNCH	YEAR														
		1972-82	1982B	1983-87	1987B	1988-91	1993-98	2000	2002	2004	2006	2008	2010	2012	2014	ALL
Yes	1	0	0	0	0	0	0	0	0	0	0	4	0	7	0	11
Half or part	2	0	0	0	0	0	0	0	0	0	0	5	0	5	0	10
No	3	0	0	0	0	0	0	0	0	0	0	320	0	375	0	695
Don't Know	8	0	0	0	0	0	0	0	0	0	0	0	0	0	0	0
No Answer	9	0	0	0	0	0	0	0	0	0	0	12	366	8	0	386
Not Applicable	IAP	13626	354	7542	353	5907	10334	2817	2765	2812	4510	1682	1678	1579	2538	58497

REMARKS: Also see Jewish Identity Module

IF JEWISH (RELIG=3):

B. Do you consider yourself Orthodox, Conservative, Reform or none of these? (PROBE FOR EXACT DENOMINATION)

[VAR: JEW]

<u>RESPONSE</u>	<u>PUNCH</u>	<u>YEAR</u>														
		<u>1972-82</u>	<u>1982B</u>	<u>1983-87</u>	<u>1987B</u>	<u>1988-91</u>	<u>1993-98</u>	<u>2000</u>	<u>2002</u>	<u>2004</u>	<u>2006</u>	<u>2008</u>	<u>2010</u>	<u>2012</u>	<u>2014</u>	<u>ALL</u>
Orthodox	1	0	0	0	0	3	11	3	4	5	10	7	2	1	4	50
Conservative	2	0	0	0	0	48	53	11	7	11	19	14	8	3	7	181
Reform	3	0	0	0	0	41	93	28	23	28	33	12	18	16	15	307
None of these	4	0	0	0	0	18	48	11	13	10	14	6	9	6	11	146
Don't know	8	0	0	0	0	1	0	0	1	0	0	0	0	0	2	4
No Answer	9	0	0	0	0	14	46	13	15	13	28	8	12	4	16	169
Not applicable	IAP	13626	354	7542	353	5782	10083	2751	2702	2745	4406	1976	1995	1944	2483	58742

REMARKS: In 2008, if respondent answered RELIG=3 or OTHJEW= 1 (Yes) or 2 (Half or Part) , then JEW was asked.

[VAR: JEWAJ]

<u>RESPONSE</u>	<u>PUNCH</u>	<u>YEAR</u>														
		<u>1972-82</u>	<u>1982B</u>	<u>1983-87</u>	<u>1987B</u>	<u>1988-91</u>	<u>1993-98</u>	<u>2000</u>	<u>2002</u>	<u>2004</u>	<u>2006</u>	<u>2008</u>	<u>2010</u>	<u>2012</u>	<u>2014</u>	<u>ALL</u>
Orthodox	1	0	0	0	0	0	0	0	0	0	0	0	0	0	0	0
Conservative	2	0	0	0	0	0	0	0	0	0	0	0	0	2	0	2
Reform	3	0	0	0	0	0	0	0	0	0	0	0	0	2	0	2
None of these	4	0	0	0	0	0	0	0	0	0	0	0	0	8	0	8
Don't know	8	0	0	0	0	0	0	0	0	0	0	0	0	0	0	0
No Answer	9	0	0	0	0	0	0	0	0	0	0	0	0	8	0	8
Not applicable	IAP	13626	354	7542	353	5907	10334	2817	2765	2812	4510	2023	2044	1954	2538	59579

REMARKS: In 2012, OTHJEW screened respondents for JEWAJ. Before 2012, OTHJEW screened respondents for JEW.

C. Would you call yourself a strong Jew or not a very strong Jew?

[VAR: RELITENA]

<u>RESPONSE</u>	<u>PUNCH</u>	<u>YEAR</u>														
		<u>1972-82</u>	<u>1982B</u>	<u>1983-87</u>	<u>1987B</u>	<u>1988-91</u>	<u>1993-98</u>	<u>2000</u>	<u>2002</u>	<u>2004</u>	<u>2006</u>	<u>2008</u>	<u>2010</u>	<u>2012</u>	<u>2014</u>	<u>ALL</u>
Strong	1	0	0	0	0	0	0	0	0	0	0	0	0	0	0	0
Not Very Strong	2	0	0	0	0	0	0	0	0	0	0	0	0	12	0	12
Somewhat strong	3	0	0	0	0	0	0	0	0	0	0	0	0	0	0	0
No Religion	4	0	0	0	0	0	0	0	0	0	0	0	0	0	0	0
Don't Know	8	0	0	0	0	0	0	0	0	0	0	0	0	0	0	0
No Answer	9	0	0	0	0	0	0	0	0	0	0	0	0	8	0	8
Not Applicable	IAP	13626	354	7542	353	5907	10334	2817	2765	2812	4510	2023	2044	1954	2538	59579

101. Fundamentalism/Liberalism of Respondent's Religion

[VAR: FUND]

<u>RESPONSE</u>	<u>PUNCH</u>	<u>YEAR</u>														
		<u>1972-82</u>	<u>1982B</u>	<u>1983-87</u>	<u>1987B</u>	<u>1988-91</u>	<u>1993-98</u>	<u>2000</u>	<u>2002</u>	<u>2004</u>	<u>2006</u>	<u>2008</u>	<u>2010</u>	<u>2012</u>	<u>2014</u>	<u>ALL</u>
Fundamentalist	1	3903	220	2467	247	1900	3170	844	830	796	1297	552	527	495	585	17833
Moderate	2	6895	88	3073	60	2312	3760	1017	984	1108	1710	757	799	782	1026	24371
Liberal	3	2554	39	1799	34	1499	2842	813	794	789	1327	623	623	611	811	15158
No answer and excluded	9	274	7	203	12	196	562	143	157	119	176	91	95	86	116	2237

REMARKS: See Appendix T, GSS Methodological Report No. 43. If planning to perform trend analysis with this variable, please consult GSS Methodological Report No. 56.

102. How often do you attend religious services? (USE CATEGORIES AS PROBES, IF NECESSARY.)

[VAR: ATTEND]

<u>RESPONSE</u>	<u>PUNCH</u>	<u>YEAR</u>														
		<u>1972-82</u>	<u>1982B</u>	<u>1983-87</u>	<u>1987B</u>	<u>1988-91</u>	<u>1993-98</u>	<u>2000</u>	<u>2002</u>	<u>2004</u>	<u>2006</u>	<u>2008</u>	<u>2010</u>	<u>2012</u>	<u>2014</u>	<u>ALL</u>
Never	0	1776	28	1013	23	876	1724	583	513	471	1020	427	470	496	669	10089
Less than once a year	1	1080	22	546	16	469	909	219	194	198	302	142	143	111	183	4534
About once or twice a year	2	1851	34	1001	35	732	1305	334	385	396	571	281	287	264	337	7813
Several times a year	3	1879	47	983	41	737	1281	369	357	371	502	233	211	191	250	7452
About once a month	4	941	32	562	37	462	729	197	188	191	308	140	147	133	149	4216
2-3 times a month	5	1148	62	687	67	543	926	221	258	255	380	174	171	168	217	5277
Nearly every week	6	864	30	355	21	342	593	131	180	169	240	88	87	83	114	3297
Every week	7	2975	64	1726	75	1274	1856	488	455	508	839	361	382	380	431	11814
Several times a week	8	1045	33	632	37	401	797	195	213	242	329	168	138	140	175	4545
Don't know, No answer	9	67	2	37	1	71	214	80	22	11	19	9	8	8	13	562
Not applicable	IAP	0	0	0	0	0	0	0	0	0	0	0	0	0	0	0

REMARKS: See GSS Methodological Report No. 88

103. A. When you were growing up, how often did your mother (MOTHER SUBSTITUTE) attend religious services?

[VAR: MAATTEND]

<u>RESPONSE</u>	<u>PUNCH</u>	<u>YEAR</u>														
		<u>1972-82</u>	<u>1982B</u>	<u>1983-87</u>	<u>1987B</u>	<u>1988-91</u>	<u>1993-98</u>	<u>2000</u>	<u>2002</u>	<u>2004</u>	<u>2006</u>	<u>2008</u>	<u>2010</u>	<u>2012</u>	<u>2014</u>	<u>ALL</u>
Never	0	0	0	518	0	234	0	0	0	0	0	0	0	0	0	752
Less than once a year	1	0	0	170	0	58	0	0	0	0	0	0	0	0	0	228
About once or twice a year	2	0	0	395	0	150	0	0	0	0	0	0	0	0	0	545
Several times a year	3	0	0	442	0	206	0	0	0	0	0	0	0	0	0	648
About once a month	4	0	0	326	0	138	0	0	0	0	0	0	0	0	0	464
2-3 times a month	5	0	0	434	0	177	0	0	0	0	0	0	0	0	0	611
Nearly every week	6	0	0	452	0	219	0	0	0	0	0	0	0	0	0	671
Every week	7	0	0	2427	0	966	0	0	0	0	0	0	0	0	0	3393
Several times a week	8	0	0	614	0	233	0	0	0	0	0	0	0	0	0	847
Don't know, no answer	9	0	0	68	0	29	0	0	0	0	0	0	0	0	0	97
Not applicable (No Mother/ Mother Substitute)	IAP	13626	354	1696	353	3497	10334	2817	2765	2812	4510	2023	2044	1974	2538	51343

B. When you were growing up, how often did your father (FATHER SUBSTITUTE) attend religious services?

[VAR: PAATTEND]

<u>RESPONSE</u>	<u>PUNCH</u>	<u>YEAR</u>														
		<u>1972-82</u>	<u>1982B</u>	<u>1983-87</u>	<u>1987B</u>	<u>1988-91</u>	<u>1993-98</u>	<u>2000</u>	<u>2002</u>	<u>2004</u>	<u>2006</u>	<u>2008</u>	<u>2010</u>	<u>2012</u>	<u>2014</u>	<u>ALL</u>
Never	0	0	0	1051	0	443	0	0	0	0	0	0	0	0	0	1494
Less than once a year	1	0	0	245	0	107	0	0	0	0	0	0	0	0	0	352
About once or twice a year	2	0	0	541	0	215	0	0	0	0	0	0	0	0	0	756
Several times a year	3	0	0	421	0	142	0	0	0	0	0	0	0	0	0	563
About once a month	4	0	0	250	0	109	0	0	0	0	0	0	0	0	0	359
2-3 times a month	5	0	0	288	0	121	0	0	0	0	0	0	0	0	0	409
Nearly every week	6	0	0	255	0	149	0	0	0	0	0	0	0	0	0	404
Every week	7	0	0	1737	0	700	0	0	0	0	0	0	0	0	0	2437
Several times a week	8	0	0	390	0	143	0	0	0	0	0	0	0	0	0	533
Don't know, no answer	9	0	0	73	0	29	0	0	0	0	0	0	0	0	0	102
Not applicable (No Father/ Father Substitute)	IAP	13626	354	2291	353	3749	10334	2817	2765	2812	4510	2023	2044	1974	2538	52190

C. How often does your (husband/wife) attend religious services? (USE CATEGORIES AS PROBES, IF NECESSARY.)

[VAR: SPATTEND]

RESPONSE	PUNCH	YEAR														
		1972-82	1982B	1983-87	1987B	1988-91	1993-98	2000	2002	2004	2006	2008	2010	2012	2014	ALL
Never	0	0	0	286	12	258	0	0	0	0	0	0	0	0	0	556
Less than once a year	1	0	0	99	5	78	0	0	0	0	0	0	0	0	0	182
About once or twice a year	2	0	0	174	14	141	0	0	0	0	0	0	0	0	0	329
Several times a year	3	0	0	198	13	155	0	0	0	0	0	0	0	0	0	366
About once a month	4	0	0	110	15	82	0	0	0	0	0	0	0	0	0	207
2-3 times a month	5	0	0	133	15	96	0	0	0	0	0	0	0	0	0	244
Nearly every week	6	0	0	88	10	88	0	0	0	0	0	0	0	0	0	186
Every week	7	0	0	390	19	335	0	0	0	0	0	0	0	0	0	744
Several times a week	8	0	0	137	11	108	0	0	0	0	0	0	0	0	0	256
Don't know, no answer	9	0	0	12	1	8	0	0	0	0	0	0	0	0	0	21
Not applicable (never married)	IAP	13626	354	5915	238	4558	10334	2817	2765	2812	4510	2023	2044	1974	2538	56508

ASK EVERYONE WITH ANY RELIGIOUS PREFERENCE NAMED IN RELIG

104. Would you call yourself a strong (PREFERENCE NAMED IN RELIG) or a not very strong (PREFERENCE NAMED IN RELIG)?

[VAR: RELITEN]

RESPONSE	PUNCH	YEAR														
		1972-82	1982B	1983-87	1987B	1988-91	1993-98	2000	2002	2004	2006	2008	2010	2012	2014	ALL
Strong	1	3971	176	3024	179	2044	3722	938	1010	1073	1616	683	707	713	908	20764
Not very strong	2	4668	108	3087	115	2288	3859	957	1041	1026	1632	720	747	690	892	21830
Somewhat strong (Vol.)	3	937	33	643	33	757	1116	287	308	266	482	133	128	165	181	5469
No religion	4	754	23	535	17	449	1161	399	383	403	739	332	363	387	522	6467
Don't know	8	46	5	39	3	45	92	36	8	8	12	3	11	6	11	325
No answer	9	133	9	214	6	324	384	200	15	36	29	151	87	8	21	1617
Not applicable (Punch 98 in RELIG)	IAP	3117	0	0	0	0	0	0	0	0	0	1	1	5	3	3127

105. Do you believe there is a life after death?

[VAR: POSTLIFE]

RESPONSE	PUNCH	YEAR														
		1972-82	1982B	1983-87	1987B	1988-91	1993-98	2000	2002	2004	2006	2008	2010	2012	2014	ALL
Yes	1	5264	0	4330	251	3154	5321	1687	975	958	2177	1455	1462	1427	1783	30244
No	2	1528	0	1207	75	855	1199	377	236	213	452	332	341	340	459	7614
Undecided	8	689	0	447	27	414	788	244	151	154	356	231	235	200	291	4227
No answer	9	12	0	24	0	16	78	23	10	0	7	5	6	7	5	193
Not applicable	IAP	6133	354	1534	0	1468	2948	486	1393	1487	1518	0	0	0	0	17321

IF YES OR UNDECIDED TO POSTLIFE:

A. Of course, no one knows exactly what life after death would be like, but here are some ideas people have had. (HAND CARD AA) How likely do you feel each possibility is? Would you say very likely, somewhat likely, not too likely, or not likely at all? (CIRCLE ONE NUMBER BESIDE EACH IDEA)

HAND CARD AA

1. A life of peace and tranquility.

[VAR: POSTLF1]

RESPONSE	PUNCH	YEAR														
		1972-82	1982B	1983-87	1987B	1988-91	1993-98	2000	2002	2004	2006	2008	2010	2012	2014	ALL
Very likely	1	0	0	1545	0	0	0	0	0	0	0	0	0	0	0	1545
Somewhat likely	2	0	0	653	0	0	0	0	0	0	0	0	0	0	0	653
Not too likely	3	0	0	89	0	0	0	0	0	0	0	0	0	0	0	89
Not likely at all	4	0	0	26	0	0	0	0	0	0	0	0	0	0	0	26
Don't know	8	0	0	69	0	0	0	0	0	0	0	0	0	0	0	69
No answer	9	0	0	23	0	0	0	0	0	0	0	0	0	0	0	23
Not applicable (Punch 2 in POSTLIFE)	IAP	13626	354	5137	353	5907	10334	2817	2765	2812	4510	2023	2044	1974	2538	57194

2. A life of intense action.

[VAR: POSTLF2]

<u>RESPONSE</u>	<u>PUNCH</u>	<u>YEAR</u>														
		<u>1972-82</u>	<u>1982B</u>	<u>1983-87</u>	<u>1987B</u>	<u>1988-91</u>	<u>1993-98</u>	<u>2000</u>	<u>2002</u>	<u>2004</u>	<u>2006</u>	<u>2008</u>	<u>2010</u>	<u>2012</u>	<u>2014</u>	<u>ALL</u>
Very likely	1	0	0	281	0	0	0	0	0	0	0	0	0	0	0	281
Somewhat likely	2	0	0	612	0	0	0	0	0	0	0	0	0	0	0	612
Not too likely	3	0	0	871	0	0	0	0	0	0	0	0	0	0	0	871
Not likely at all	4	0	0	424	0	0	0	0	0	0	0	0	0	0	0	424
Don't know	8	0	0	189	0	0	0	0	0	0	0	0	0	0	0	189
No answer	9	0	0	28	0	0	0	0	0	0	0	0	0	0	0	28
Not applicable (Punch 2 in POSTLIFE)	IAP	13626	354	5137	353	5907	10334	2817	2765	2812	4510	2023	2044	1974	2538	57194

3. A life like the one here on earth only better.

[VAR: POSTLF3]

<u>RESPONSE</u>	<u>PUNCH</u>	<u>YEAR</u>														
		<u>1972-82</u>	<u>1982B</u>	<u>1983-87</u>	<u>1987B</u>	<u>1988-91</u>	<u>1993-98</u>	<u>2000</u>	<u>2002</u>	<u>2004</u>	<u>2006</u>	<u>2008</u>	<u>2010</u>	<u>2012</u>	<u>2014</u>	<u>ALL</u>
Very likely	1	0	0	689	0	0	0	0	0	0	0	0	0	0	0	689
Somewhat likely	2	0	0	687	0	0	0	0	0	0	0	0	0	0	0	687
Not too likely	3	0	0	508	0	0	0	0	0	0	0	0	0	0	0	508
Not likely at all	4	0	0	400	0	0	0	0	0	0	0	0	0	0	0	400
Don't know	8	0	0	96	0	0	0	0	0	0	0	0	0	0	0	96
No answer	9	0	0	25	0	0	0	0	0	0	0	0	0	0	0	25
Not applicable (Punch 2 in POSTLIFE)	IAP	13626	354	5137	353	5907	10334	2817	2765	2812	4510	2023	2044	1974	2538	57194

4. A life without many things which make our present life enjoyable.

[VAR: POSTLF4]

<u>RESPONSE</u>	<u>PUNCH</u>	<u>YEAR</u>														
		<u>1972-82</u>	<u>1982B</u>	<u>1983-87</u>	<u>1987B</u>	<u>1988-91</u>	<u>1993-98</u>	<u>2000</u>	<u>2002</u>	<u>2004</u>	<u>2006</u>	<u>2008</u>	<u>2010</u>	<u>2012</u>	<u>2014</u>	<u>ALL</u>
Very likely	1	0	0	496	0	0	0	0	0	0	0	0	0	0	0	496
Somewhat likely	2	0	0	594	0	0	0	0	0	0	0	0	0	0	0	594
Not too likely	3	0	0	644	0	0	0	0	0	0	0	0	0	0	0	644
Not likely at all	4	0	0	489	0	0	0	0	0	0	0	0	0	0	0	489
Don't know	8	0	0	154	0	0	0	0	0	0	0	0	0	0	0	154
No answer	9	0	0	28	0	0	0	0	0	0	0	0	0	0	0	28
Not applicable (Punch 2 in POSTLIFE)	IAP	13626	354	5137	353	5907	10334	2817	2765	2812	4510	2023	2044	1974	2538	57194

5. A pale, shadowy form of life, hardly life at all.

[VAR: POSTLF5]

RESPONSE	PUNCH	YEAR														
		1972-82	1982B	1983-87	1987B	1988-91	1993-98	2000	2002	2004	2006	2008	2010	2012	2014	ALL
Very likely	1	0	0	124	0	0	0	0	0	0	0	0	0	0	0	124
Somewhat likely	2	0	0	305	0	0	0	0	0	0	0	0	0	0	0	305
Not too likely	3	0	0	639	0	0	0	0	0	0	0	0	0	0	0	639
Not likely at all	4	0	0	1147	0	0	0	0	0	0	0	0	0	0	0	1147
Don't know	8	0	0	162	0	0	0	0	0	0	0	0	0	0	0	162
No answer	9	0	0	28	0	0	0	0	0	0	0	0	0	0	0	28
Not applicable (Punch 2 in POSTLIFE)	IAP	13626	354	5137	353	5907	10334	2817	2765	2812	4510	2023	2044	1974	2538	57194

6. A spiritual life, involving our mind but not our body.

[VAR: POSTLF6]

RESPONSE	PUNCH	YEAR														
		1972-82	1982B	1983-87	1987B	1988-91	1993-98	2000	2002	2004	2006	2008	2010	2012	2014	ALL
Very likely	1	0	0	1098	0	0	0	0	0	0	0	0	0	0	0	1098
Somewhat likely	2	0	0	692	0	0	0	0	0	0	0	0	0	0	0	692
Not too likely	3	0	0	206	0	0	0	0	0	0	0	0	0	0	0	206
Not likely at all	4	0	0	254	0	0	0	0	0	0	0	0	0	0	0	254
Don't know	8	0	0	124	0	0	0	0	0	0	0	0	0	0	0	124
No answer	9	0	0	31	0	0	0	0	0	0	0	0	0	0	0	31
Not applicable (Punch 2 in POSTLIFE)	IAP	13626	354	5137	353	5907	10334	2817	2765	2812	4510	2023	2044	1974	2538	57194

7. A paradise of pleasure and delights.

[VAR: POSTLF7]

RESPONSE	PUNCH	YEAR														
		1972-82	1982B	1983-87	1987B	1988-91	1993-98	2000	2002	2004	2006	2008	2010	2012	2014	ALL
Very likely	1	0	0	846	0	0	0	0	0	0	0	0	0	0	0	846
Somewhat likely	2	0	0	679	0	0	0	0	0	0	0	0	0	0	0	679
Not too likely	3	0	0	481	0	0	0	0	0	0	0	0	0	0	0	481
Not likely at all	4	0	0	255	0	0	0	0	0	0	0	0	0	0	0	255
Don't know	8	0	0	113	0	0	0	0	0	0	0	0	0	0	0	113
No answer	9	0	0	31	0	0	0	0	0	0	0	0	0	0	0	31
Not applicable (Punch 2 in POSTLIFE)	IAP	13626	354	5137	353	5907	10334	2817	2765	2812	4510	2023	2044	1974	2538	57194

8. A place of loving intellectual communion.

[VAR: POSTLF8]

RESPONSE	PUNCH	YEAR														
		<u>1972-82</u>	<u>1982B</u>	<u>1983-87</u>	<u>1987B</u>	<u>1988-91</u>	<u>1993-98</u>	<u>2000</u>	<u>2002</u>	<u>2004</u>	<u>2006</u>	<u>2008</u>	<u>2010</u>	<u>2012</u>	<u>2014</u>	<u>ALL</u>
Very likely	1	0	0	1240	0	0	0	0	0	0	0	0	0	0	0	1240
Somewhat likely	2	0	0	803	0	0	0	0	0	0	0	0	0	0	0	803
Not too likely	3	0	0	149	0	0	0	0	0	0	0	0	0	0	0	149
Not likely at all	4	0	0	69	0	0	0	0	0	0	0	0	0	0	0	69
Don't know	8	0	0	115	0	0	0	0	0	0	0	0	0	0	0	115
No answer	9	0	0	29	0	0	0	0	0	0	0	0	0	0	0	29
Not applicable (Punch 2 in POSTLIFE)	IAP	13626	354	5137	353	5907	10334	2817	2765	2812	4510	2023	2044	1974	2538	57194

9. Union with God.

[VAR: POSTLF9]

RESPONSE	PUNCH	YEAR														
		<u>1972-82</u>	<u>1982B</u>	<u>1983-87</u>	<u>1987B</u>	<u>1988-91</u>	<u>1993-98</u>	<u>2000</u>	<u>2002</u>	<u>2004</u>	<u>2006</u>	<u>2008</u>	<u>2010</u>	<u>2012</u>	<u>2014</u>	<u>ALL</u>
Very likely	1	0	0	1883	0	0	0	0	0	0	0	0	0	0	0	1883
Somewhat likely	2	0	0	373	0	0	0	0	0	0	0	0	0	0	0	373
Not too likely	3	0	0	44	0	0	0	0	0	0	0	0	0	0	0	44
Not likely at all	4	0	0	20	0	0	0	0	0	0	0	0	0	0	0	20
Don't know	8	0	0	58	0	0	0	0	0	0	0	0	0	0	0	58
No answer	9	0	0	27	0	0	0	0	0	0	0	0	0	0	0	27
Not applicable (Punch 2 in POSTLIFE)	IAP	13626	354	5137	353	5907	10334	2817	2765	2812	4510	2023	2044	1974	2538	57194

10. Reunion with loved ones.

[VAR: POSTLF10]

RESPONSE	PUNCH	YEAR														
		<u>1972-82</u>	<u>1982B</u>	<u>1983-87</u>	<u>1987B</u>	<u>1988-91</u>	<u>1993-98</u>	<u>2000</u>	<u>2002</u>	<u>2004</u>	<u>2006</u>	<u>2008</u>	<u>2010</u>	<u>2012</u>	<u>2014</u>	<u>ALL</u>
Very likely	1	0	0	1687	0	0	0	0	0	0	0	0	0	0	0	1687
Somewhat likely	2	0	0	478	0	0	0	0	0	0	0	0	0	0	0	478
Not too likely	3	0	0	93	0	0	0	0	0	0	0	0	0	0	0	93
Not likely at all	4	0	0	50	0	0	0	0	0	0	0	0	0	0	0	50
Don't know	8	0	0	68	0	0	0	0	0	0	0	0	0	0	0	68
No answer	9	0	0	29	0	0	0	0	0	0	0	0	0	0	0	29
Not applicable (Punch 2 in POSTLIFE)	IAP	13626	354	5137	353	5907	10334	2817	2765	2812	4510	2023	2044	1974	2538	57194

REMARKS: CARD AA contained the responses for punches 1-4.

IF POSTLIFE IS "YES" OR UNDECIDED" ASK LIKEDIFF-PALEFULL

106. A. People picture life after death in many different ways. We'd like to know how you think of life after death.

Here is a card with sets of contrasting images. On a scale of 1-7 where would you place your image of life after death.

Look at the first set of contrasting images. If you think that life after death is "A life like the one here on earth only better," you would place yourself at 1. If you think it is "A life without many things which make our present life enjoyable" you would place yourself at 7. If you think it is somewhere between these two you would place yourself at 2, 3, 4, 5, or 6. Where would you place your images of life after death for . . . ?

HAND CARD AB

[VAR: LIKEDIFF]

<u>RESPONSE</u>	<u>PUNCH</u>	<u>YEAR</u>														
		<u>1972-82</u>	<u>1982B</u>	<u>1983-87</u>	<u>1987B</u>	<u>1988-91</u>	<u>1993-98</u>	<u>2000</u>	<u>2002</u>	<u>2004</u>	<u>2006</u>	<u>2008</u>	<u>2010</u>	<u>2012</u>	<u>2014</u>	<u>ALL</u>
1 - Life like here	1	0	0	973	114	802	0	0	0	0	0	0	0	0	0	1889
2	2	0	0	246	27	202	0	0	0	0	0	0	0	0	0	475
3	3	0	0	220	23	177	0	0	0	0	0	0	0	0	0	420
4	4	0	0	418	32	361	0	0	0	0	0	0	0	0	0	811
5	5	0	0	128	17	114	0	0	0	0	0	0	0	0	0	259
6	6	0	0	82	14	62	0	0	0	0	0	0	0	0	0	158
7 - Without things	7	0	0	205	41	160	0	0	0	0	0	0	0	0	0	406
Don't know	8	0	0	45	2	26	0	0	0	0	0	0	0	0	0	73
No Answer	9	0	0	79	8	83	0	0	0	0	0	0	0	0	0	170
Not applicable (Punch 2 in POSTLIFE)	IAP	13626	354	5146	75	3920	10334	2817	2765	2812	4510	2023	2044	1974	2538	54938

[VAR: MINDBODY]

<u>RESPONSE</u>	<u>PUNCH</u>	<u>YEAR</u>														
		<u>1972-82</u>	<u>1982B</u>	<u>1983-87</u>	<u>1987B</u>	<u>1988-91</u>	<u>1993-98</u>	<u>2000</u>	<u>2002</u>	<u>2004</u>	<u>2006</u>	<u>2008</u>	<u>2010</u>	<u>2012</u>	<u>2014</u>	<u>ALL</u>
1 - Spiritual life	1	0	0	914	118	679	0	0	0	0	0	0	0	0	0	1711
2	2	0	0	248	20	217	0	0	0	0	0	0	0	0	0	485
3	3	0	0	247	26	177	0	0	0	0	0	0	0	0	0	450
4	4	0	0	405	32	381	0	0	0	0	0	0	0	0	0	818
5	5	0	0	113	15	105	0	0	0	0	0	0	0	0	0	233
6	6	0	0	86	9	95	0	0	0	0	0	0	0	0	0	190
7 - Paradise	7	0	0	276	46	230	0	0	0	0	0	0	0	0	0	552
Don't know	8	0	0	39	2	30	0	0	0	0	0	0	0	0	0	71
No Answer	9	0	0	68	10	73	0	0	0	0	0	0	0	0	0	151
Not applicable (Punch 2 in POSTLIFE)	IAP	13626	354	5146	75	3920	10334	2817	2765	2812	4510	2023	2044	1974	2538	54938

[VAR: RESTACT]

<u>RESPONSE</u>	<u>PUNCH</u>	<u>YEAR</u>														
		<u>1972-82</u>	<u>1982B</u>	<u>1983-87</u>	<u>1987B</u>	<u>1988-91</u>	<u>1993-98</u>	<u>2000</u>	<u>2002</u>	<u>2004</u>	<u>2006</u>	<u>2008</u>	<u>2010</u>	<u>2012</u>	<u>2014</u>	<u>ALL</u>
1 - Peace and tranquility	1	0	0	643	0	0	0	0	0	0	0	0	0	0	0	643
2	2	0	0	167	0	0	0	0	0	0	0	0	0	0	0	167
3	3	0	0	109	0	0	0	0	0	0	0	0	0	0	0	109
4	4	0	0	182	0	0	0	0	0	0	0	0	0	0	0	182
5	5	0	0	19	0	0	0	0	0	0	0	0	0	0	0	19
6	6	0	0	15	0	0	0	0	0	0	0	0	0	0	0	15
7 - Intense action	7	0	0	48	0	0	0	0	0	0	0	0	0	0	0	48
Don't know	8	0	0	17	0	0	0	0	0	0	0	0	0	0	0	17
No Answer	9	0	0	24	0	0	0	0	0	0	0	0	0	0	0	24
Not applicable (Punch 2 in POSTLIFE)	IAP	13626	354	6318	353	5907	10334	2817	2765	2812	4510	2023	2044	1974	2538	58375

[VAR: PALEFULL]

<u>RESPONSE</u>	<u>PUNCH</u>	<u>YEAR</u>														
		<u>1972-82</u>	<u>1982B</u>	<u>1983-87</u>	<u>1987B</u>	<u>1988-91</u>	<u>1993-98</u>	<u>2000</u>	<u>2002</u>	<u>2004</u>	<u>2006</u>	<u>2008</u>	<u>2010</u>	<u>2012</u>	<u>2014</u>	<u>ALL</u>
1 - Pale	1	0	0	72	11	58	0	0	0	0	0	0	0	0	0	141
2	2	0	0	24	5	34	0	0	0	0	0	0	0	0	0	63
3	3	0	0	61	4	51	0	0	0	0	0	0	0	0	0	116
4	4	0	0	329	25	352	0	0	0	0	0	0	0	0	0	706
5	5	0	0	251	22	256	0	0	0	0	0	0	0	0	0	529
6	6	0	0	331	37	266	0	0	0	0	0	0	0	0	0	634
7 - Complete	7	0	0	1226	162	870	0	0	0	0	0	0	0	0	0	2258
Don't know	8	0	0	33	2	32	0	0	0	0	0	0	0	0	0	67
No Answer	9	0	0	69	10	68	0	0	0	0	0	0	0	0	0	147
Not applicable (Punch 2 in POSTLIFE)	IAP	13626	354	5146	75	3920	10334	2817	2765	2812	4510	2023	2044	1974	2538	54938

REMARKS: CARD AB showed punches 1-7 as illustrated above.

107. About how often do you pray? USE CATEGORIES AS PROBES.

[VAR: PRAY]

RESPONSE	PUNCH	YEAR														
		1972-82	1982B	1983-87	1987B	1988-91	1993-98	2000	2002	2004	2006	2008	2010	2012	2014	ALL
Several times a day	1	0	0	1565	125	786	1346	376	348	416	926	576	587	574	708	8333
Once a day	2	0	0	1814	136	1005	1689	402	424	369	863	596	592	592	763	9245
Several times a week	3	0	0	798	45	503	705	196	154	189	332	223	240	199	258	3842
Once a week	4	0	0	466	9	256	435	90	117	77	192	116	118	130	153	2159
Less than once a week	5	0	0	1217	35	803	1155	309	302	144	342	256	222	199	263	5247
Never	6	0	0	108	1	10	91	12	7	137	316	235	264	261	374	1816
Don't know	8	0	0	8	0	7	7	1	10	4	11	11	12	9	7	87
No answer	9	0	0	96	2	45	64	12	10	4	10	10	9	10	12	284
Not applicable	IAP	13626	354	1470	0	2492	4842	1419	1393	1472	1518	0	0	0	0	28586

REMARKS: See Appendix N. If planning to perform trend analysis with this variable, please consult GSS Methodological Report No. 56.

108. How often have you had any of the following experiences? READ EACH ITEM AND CIRCLE ONE CODE FOR EACH.

HAND CARD AC

A. Thought you were somewhere you had been before, but knew that it was impossible.

[VAR: DEJAVU]

RESPONSE	PUNCH	YEAR														
		1972-82	1982B	1983-87	1987B	1988-91	1993-98	2000	2002	2004	2006	2008	2010	2012	2014	ALL
Never in my life	1	0	0	482	0	835	0	0	0	0	0	0	0	0	0	1317
Once or twice	2	0	0	369	0	764	0	0	0	0	0	0	0	0	0	1133
Several times	3	0	0	449	0	684	0	0	0	0	0	0	0	0	0	1133
Often	4	0	0	139	0	163	0	0	0	0	0	0	0	0	0	302
I cannot answer this question	8	0	0	15	0	34	0	0	0	0	0	0	0	0	0	49
No answer	9	0	0	19	0	7	0	0	0	0	0	0	0	0	0	26
Not applicable	IAP	13626	354	6069	353	3420	10334	2817	2765	2812	4510	2023	2044	1974	2538	55639

B. Felt as though you were in touch with someone when they were far away from you.

[VAR: ESP]

RESPONSE	PUNCH	YEAR														
		1972-82	1982B	1983-87	1987B	1988-91	1993-98	2000	2002	2004	2006	2008	2010	2012	2014	ALL
Never in my life	1	0	0	480	0	927	0	0	0	0	0	0	0	0	0	1407
Once or twice	2	0	0	411	0	814	0	0	0	0	0	0	0	0	0	1225
Several times	3	0	0	412	0	525	0	0	0	0	0	0	0	0	0	937
Often	4	0	0	136	0	182	0	0	0	0	0	0	0	0	0	318
I cannot answer this question	8	0	0	15	0	31	0	0	0	0	0	0	0	0	0	46
No answer	9	0	0	19	0	8	0	0	0	0	0	0	0	0	0	27
Not applicable	IAP	13626	354	6069	353	3420	10334	2817	2765	2812	4510	2023	2044	1974	2538	55639

C. Seen events that happened at a great distance as they were happening.

[VAR: VISIONS]

RESPONSE	PUNCH	YEAR														
		1972-82	1982B	1983-87	1987B	1988-91	1993-98	2000	2002	2004	2006	2008	2010	2012	2014	ALL
Never in my life	1	0	0	1009	0	1787	0	0	0	0	0	0	0	0	0	2796
Once or twice	2	0	0	254	0	389	0	0	0	0	0	0	0	0	0	643
Several times	3	0	0	132	0	177	0	0	0	0	0	0	0	0	0	309
Often	4	0	0	39	0	70	0	0	0	0	0	0	0	0	0	109
I cannot answer this question	8	0	0	20	0	46	0	0	0	0	0	0	0	0	0	66
No answer	9	0	0	19	0	18	0	0	0	0	0	0	0	0	0	37
Not applicable	IAP	13626	354	6069	353	3420	10334	2817	2765	2812	4510	2023	2044	1974	2538	55639

D. Felt as though you were really in touch with someone who had died.

[VAR: SPIRITS]

RESPONSE	PUNCH	YEAR														
		1972-82	1982B	1983-87	1987B	1988-91	1993-98	2000	2002	2004	2006	2008	2010	2012	2014	ALL
Never in my life	1	0	0	834	0	2223	0	0	0	0	0	0	0	0	0	3057
Once or twice	2	0	0	337	0	864	0	0	0	0	0	0	0	0	0	1201
Several times	3	0	0	200	0	365	0	0	0	0	0	0	0	0	0	565
Often	4	0	0	74	0	171	0	0	0	0	0	0	0	0	0	245
I cannot answer this question	8	0	0	9	0	193	0	0	0	0	0	0	0	0	0	202
No answer	9	0	0	19	0	30	0	0	0	0	0	0	0	0	0	49
Not applicable	IAP	13626	354	6069	353	2061	10334	2817	2765	2812	4510	2023	2044	1974	2538	54280

E. Felt as though you were very close to a powerful, spiritual force that seemed to lift you out of yourself.

[VAR: GRACE]

RESPONSE	PUNCH	YEAR														
		1972-82	1982B	1983-87	1987B	1988-91	1993-98	2000	2002	2004	2006	2008	2010	2012	2014	ALL
Never in my life	1	0	0	1548	0	2455	0	0	0	0	0	0	0	0	0	4003
Once or twice	2	0	0	724	0	643	0	0	0	0	0	0	0	0	0	1367
Several times	3	0	0	457	0	308	0	0	0	0	0	0	0	0	0	765
Often	4	0	0	252	0	172	0	0	0	0	0	0	0	0	0	424
I cannot answer this question	8	0	0	68	0	225	0	0	0	0	0	0	0	0	0	293
No answer	9	0	0	23	0	43	0	0	0	0	0	0	0	0	0	66
Not applicable	IAP	13626	354	4470	353	2061	10334	2817	2765	2812	4510	2023	2044	1974	2538	52681

REMARKS: CARD AC contained the responses for punches 1-4. See Appendix T, GSS Methodological Report No. 30. SPIRITS and GRACE were asked as part of the 1991 ISSP module on religion; see also NEARGOD, GOD, PRIVPRAY. If planning to perform trend analysis with this variable, please consult GSS Methodological Report No. 56.

109. How close do you feel to God most of the time? Would you say extremely close, somewhat close, not very close, or not close at all?

[VAR: NEARGOD]

RESPONSE	PUNCH	YEAR														
		1972-82	1982B	1983-87	1987B	1988-91	1993-98	2000	2002	2004	2006	2008	2010	2012	2014	ALL
Extremely close	1	0	0	1862	153	1168	0	0	0	0	0	0	0	0	0	3183
Somewhat close	2	0	0	3151	170	1917	0	0	0	0	0	0	0	0	0	5238
Not very close	3	0	0	576	20	352	0	0	0	0	0	0	0	0	0	948
Not close at all	4	0	0	293	3	204	0	0	0	0	0	0	0	0	0	500
Does not believe in God	5	0	0	67	3	70	0	0	0	0	0	0	0	0	0	140
Don't know	8	0	0	60	2	98	0	0	0	0	0	0	0	0	0	160
No answer	9	0	0	63	2	37	0	0	0	0	0	0	0	0	0	102
Not applicable	IAP	13626	354	1470	0	2061	10334	2817	2765	2812	4510	2023	2044	1974	2538	49328

REMARKS: This question was asked as part of the 1991 ISSP module on religion.

110. When you think about God, how likely are each of these images to come to your mind? Would you say extremely likely, somewhat likely, not too likely, or not likely at all? (HAND CARD AD. READ EACH ITEM.) (CIRCLE ONE NUMBER FOR EACH WORD)

HAND CARD AD

A. Judge

[VAR: JUDGE]

RESPONSE	PUNCH	YEAR														
		1972-82	1982B	1983-87	1987B	1988-91	1993-98	2000	2002	2004	2006	2008	2010	2012	2014	ALL
Extremely likely	1	0	0	954	0	0	0	0	0	0	0	0	0	0	0	954
Somewhat likely	2	0	0	608	0	0	0	0	0	0	0	0	0	0	0	608
Not too likely	3	0	0	263	0	0	0	0	0	0	0	0	0	0	0	263
Not likely at all	4	0	0	200	0	0	0	0	0	0	0	0	0	0	0	200
Don't know	8	0	0	30	0	0	0	0	0	0	0	0	0	0	0	30
No answer	9	0	0	28	0	0	0	0	0	0	0	0	0	0	0	28
Not applicable	IAP	13626	354	5459	353	5907	10334	2817	2765	2812	4510	2023	2044	1974	2538	57516

B. Redeemer

[VAR: REDEEMER]

RESPONSE	PUNCH	YEAR														
		1972-82	1982B	1983-87	1987B	1988-91	1993-98	2000	2002	2004	2006	2008	2010	2012	2014	ALL
Extremely likely	1	0	0	1232	0	0	0	0	0	0	0	0	0	0	0	1232
Somewhat likely	2	0	0	534	0	0	0	0	0	0	0	0	0	0	0	534
Not too likely	3	0	0	139	0	0	0	0	0	0	0	0	0	0	0	139
Not likely at all	4	0	0	100	0	0	0	0	0	0	0	0	0	0	0	100
Don't know	8	0	0	51	0	0	0	0	0	0	0	0	0	0	0	51
No answer	9	0	0	27	0	0	0	0	0	0	0	0	0	0	0	27
Not applicable	IAP	13626	354	5459	353	5907	10334	2817	2765	2812	4510	2023	2044	1974	2538	57516

C. Lover

[VAR: LOVER]

RESPONSE	PUNCH	YEAR														
		1972-82	1982B	1983-87	1987B	1988-91	1993-98	2000	2002	2004	2006	2008	2010	2012	2014	ALL
Extremely likely	1	0	0	838	0	0	0	0	0	0	0	0	0	0	0	838
Somewhat likely	2	0	0	412	0	0	0	0	0	0	0	0	0	0	0	412
Not too likely	3	0	0	294	0	0	0	0	0	0	0	0	0	0	0	294
Not likely at all	4	0	0	441	0	0	0	0	0	0	0	0	0	0	0	441
Don't know	8	0	0	70	0	0	0	0	0	0	0	0	0	0	0	70
No answer	9	0	0	28	0	0	0	0	0	0	0	0	0	0	0	28
Not applicable	IAP	13626	354	5459	353	5907	10334	2817	2765	2812	4510	2023	2044	1974	2538	57516

D. Master

[VAR: MASTER]

RESPONSE	PUNCH	YEAR														
		1972-82	1982B	1983-87	1987B	1988-91	1993-98	2000	2002	2004	2006	2008	2010	2012	2014	ALL
Extremely likely	1	0	0	1118	0	0	0	0	0	0	0	0	0	0	0	1118
Somewhat likely	2	0	0	502	0	0	0	0	0	0	0	0	0	0	0	502
Not too likely	3	0	0	224	0	0	0	0	0	0	0	0	0	0	0	224
Not likely at all	4	0	0	173	0	0	0	0	0	0	0	0	0	0	0	173
Don't know	8	0	0	39	0	0	0	0	0	0	0	0	0	0	0	39
No answer	9	0	0	27	0	0	0	0	0	0	0	0	0	0	0	27
Not applicable	IAP	13626	354	5459	353	5907	10334	2817	2765	2812	4510	2023	2044	1974	2538	57516

E. Mother

[VAR: MOTHER]

RESPONSE	PUNCH	YEAR														
		1972-82	1982B	1983-87	1987B	1988-91	1993-98	2000	2002	2004	2006	2008	2010	2012	2014	ALL
Extremely likely	1	0	0	494	0	0	0	0	0	0	0	0	0	0	0	494
Somewhat likely	2	0	0	481	0	0	0	0	0	0	0	0	0	0	0	481
Not too likely	3	0	0	459	0	0	0	0	0	0	0	0	0	0	0	459
Not likely at all	4	0	0	553	0	0	0	0	0	0	0	0	0	0	0	553
Don't know	8	0	0	66	0	0	0	0	0	0	0	0	0	0	0	66
No answer	9	0	0	30	0	0	0	0	0	0	0	0	0	0	0	30
Not applicable	IAP	13626	354	5459	353	5907	10334	2817	2765	2812	4510	2023	2044	1974	2538	57516

F. Creator

[VAR: CREATOR]

RESPONSE	PUNCH	YEAR														
		1972-82	1982B	1983-87	1987B	1988-91	1993-98	2000	2002	2004	2006	2008	2010	2012	2014	ALL
Extremely likely	1	0	0	1650	0	0	0	0	0	0	0	0	0	0	0	1650
Somewhat likely	2	0	0	279	0	0	0	0	0	0	0	0	0	0	0	279
Not too likely	3	0	0	47	0	0	0	0	0	0	0	0	0	0	0	47
Not likely at all	4	0	0	50	0	0	0	0	0	0	0	0	0	0	0	50
Don't know	8	0	0	28	0	0	0	0	0	0	0	0	0	0	0	28
No answer	9	0	0	29	0	0	0	0	0	0	0	0	0	0	0	29
Not applicable	IAP	13626	354	5459	353	5907	10334	2817	2765	2812	4510	2023	2044	1974	2538	57516

G. Father

[VAR: FATHER]

RESPONSE	PUNCH	YEAR														
		1972-82	1982B	1983-87	1987B	1988-91	1993-98	2000	2002	2004	2006	2008	2010	2012	2014	ALL
Extremely likely	1	0	0	1258	0	0	0	0	0	0	0	0	0	0	0	1258
Somewhat likely	2	0	0	489	0	0	0	0	0	0	0	0	0	0	0	489
Not too likely	3	0	0	129	0	0	0	0	0	0	0	0	0	0	0	129
Not likely at all	4	0	0	144	0	0	0	0	0	0	0	0	0	0	0	144
Don't know	8	0	0	33	0	0	0	0	0	0	0	0	0	0	0	33
No answer	9	0	0	30	0	0	0	0	0	0	0	0	0	0	0	30
Not applicable	IAP	13626	354	5459	353	5907	10334	2817	2765	2812	4510	2023	2044	1974	2538	57516

H. Spouse

[VAR: SPOUSE]

RESPONSE	PUNCH	YEAR														
		1972-82	1982B	1983-87	1987B	1988-91	1993-98	2000	2002	2004	2006	2008	2010	2012	2014	ALL
Extremely likely	1	0	0	329	0	0	0	0	0	0	0	0	0	0	0	329
Somewhat likely	2	0	0	339	0	0	0	0	0	0	0	0	0	0	0	339
Not too likely	3	0	0	524	0	0	0	0	0	0	0	0	0	0	0	524
Not likely at all	4	0	0	792	0	0	0	0	0	0	0	0	0	0	0	792
Don't know	8	0	0	66	0	0	0	0	0	0	0	0	0	0	0	66
No answer	9	0	0	33	0	0	0	0	0	0	0	0	0	0	0	33
Not applicable	IAP	13626	354	5459	353	5907	10334	2817	2765	2812	4510	2023	2044	1974	2538	57516

I. Friend

[VAR: FRIEND]

RESPONSE	PUNCH	YEAR														
		1972-82	1982B	1983-87	1987B	1988-91	1993-98	2000	2002	2004	2006	2008	2010	2012	2014	ALL
Extremely likely	1	0	0	1257	0	0	0	0	0	0	0	0	0	0	0	1257
Somewhat likely	2	0	0	535	0	0	0	0	0	0	0	0	0	0	0	535
Not too likely	3	0	0	120	0	0	0	0	0	0	0	0	0	0	0	120
Not likely at all	4	0	0	115	0	0	0	0	0	0	0	0	0	0	0	115
Don't know	8	0	0	27	0	0	0	0	0	0	0	0	0	0	0	27
No answer	9	0	0	29	0	0	0	0	0	0	0	0	0	0	0	29
Not applicable	IAP	13626	354	5459	353	5907	10334	2817	2765	2812	4510	2023	2044	1974	2538	57516

J. King

[VAR: KING]

RESPONSE	PUNCH	YEAR														
		1972-82	1982B	1983-87	1987B	1988-91	1993-98	2000	2002	2004	2006	2008	2010	2012	2014	ALL
Extremely likely	1	0	0	1049	0	0	0	0	0	0	0	0	0	0	0	1049
Somewhat likely	2	0	0	419	0	0	0	0	0	0	0	0	0	0	0	419
Not too likely	3	0	0	278	0	0	0	0	0	0	0	0	0	0	0	278
Not likely at all	4	0	0	266	0	0	0	0	0	0	0	0	0	0	0	266
Don't know	8	0	0	43	0	0	0	0	0	0	0	0	0	0	0	43
No answer	9	0	0	28	0	0	0	0	0	0	0	0	0	0	0	28
Not applicable	IAP	13626	354	5459	353	5907	10334	2817	2765	2812	4510	2023	2044	1974	2538	57516

K. Liberator

[VAR: LIBERATR]

RESPONSE	PUNCH	YEAR														
		1972-82	1982B	1983-87	1987B	1988-91	1993-98	2000	2002	2004	2006	2008	2010	2012	2014	ALL
Extremely likely	1	0	0	868	0	0	0	0	0	0	0	0	0	0	0	868
Somewhat likely	2	0	0	584	0	0	0	0	0	0	0	0	0	0	0	584
Not too likely	3	0	0	282	0	0	0	0	0	0	0	0	0	0	0	282
Not likely at all	4	0	0	241	0	0	0	0	0	0	0	0	0	0	0	241
Don't know	8	0	0	78	0	0	0	0	0	0	0	0	0	0	0	78
No answer	9	0	0	30	0	0	0	0	0	0	0	0	0	0	0	30
Not applicable	IAP	13626	354	5459	353	5907	10334	2817	2765	2812	4510	2023	2044	1974	2538	57516

L. Healer

[VAR: HEALER]

RESPONSE	PUNCH	YEAR														
		1972-82	1982B	1983-87	1987B	1988-91	1993-98	2000	2002	2004	2006	2008	2010	2012	2014	ALL
Extremely likely	1	0	0	1407	0	0	0	0	0	0	0	0	0	0	0	1407
Somewhat likely	2	0	0	423	0	0	0	0	0	0	0	0	0	0	0	423
Not too likely	3	0	0	92	0	0	0	0	0	0	0	0	0	0	0	92
Not likely at all	4	0	0	98	0	0	0	0	0	0	0	0	0	0	0	98
Don't know	8	0	0	35	0	0	0	0	0	0	0	0	0	0	0	35
No answer	9	0	0	28	0	0	0	0	0	0	0	0	0	0	0	28
Not applicable	IAP	13626	354	5459	353	5907	10334	2817	2765	2812	4510	2023	2044	1974	2538	57516

REMARKS: CARD AD contained responses for punches 1-4. See Appendix T, GSS Methodological Report No. 30.
See Appendix P.

111. There are many different ways of picturing God. We'd like to know the kinds of images you are most likely to associate with God.

Here is a card with sets of contrasting images. On a scale of 1-7 where would you place your image of God between the two contrasting images? (HAND CARD AE)

The first set of contrasting images shows Mother at 1 on the scale and Father at 7. If you imagine God as a Mother you would place yourself at 1. If you imagine God as a Father, you would place yourself at 7. If you imagine God as somewhere between Mother and Father, you would place yourself at 2, 3, 4, 5, or 6. (REPEAT EXAMPLE AS NECESSARY FOR EACH ITEM A-F, SUBSTITUTING IMAGES A-F FOR "MOTHER" AND "FATHER".)

Where would you place your image of God on the scale for . . . READ EACH SET OF IMAGES AND CIRCLE ONE CODE FOR EACH.

HAND CARD AE

[VAR: MAPA]

RESPONSE	PUNCH	YEAR														
		1972-82	1982B	1983-87	1987B	1988-91	1993-98	2000	2002	2004	2006	2008	2010	2012	2014	ALL
1 - Mother	1	0	0	183	25	136	159	0	0	0	0	50	0	0	0	553
2	2	0	0	65	4	76	70	0	0	0	0	15	0	0	0	230
3	3	0	0	95	7	104	114	0	0	0	0	43	0	0	0	363
4	4	0	0	1311	100	1183	1340	0	0	0	0	340	0	0	0	4274
5	5	0	0	446	17	381	455	0	0	0	0	102	0	0	0	1401
6	6	0	0	453	23	404	499	0	0	0	0	118	0	0	0	1497
7 - Father	7	0	0	2630	161	2150	2594	0	0	0	0	599	0	0	0	8134
Don't know	8	0	0	40	7	40	51	0	0	0	0	66	0	0	0	204
No answer	9	0	0	236	9	300	211	0	0	0	0	32	0	0	0	788
Not applicable	IAP	13626	354	2083	0	1133	4841	2817	2765	2812	4510	658	2044	1974	2538	42155

[VAR: MASTERSP]

RESPONSE	PUNCH	YEAR														
		1972-82	1982B	1983-87	1987B	1988-91	1993-98	2000	2002	2004	2006	2008	2010	2012	2014	ALL
1 - Master	1	0	0	2683	222	2055	2507	0	0	0	0	532	0	0	0	7999
2	2	0	0	519	23	530	591	0	0	0	0	110	0	0	0	1773
3	3	0	0	401	16	379	449	0	0	0	0	136	0	0	0	1381
4	4	0	0	1021	56	988	1095	0	0	0	0	320	0	0	0	3480
5	5	0	0	179	5	171	166	0	0	0	0	51	0	0	0	572
6	6	0	0	120	4	104	118	0	0	0	0	29	0	0	0	375
7 - Spouse	7	0	0	211	11	137	233	0	0	0	0	45	0	0	0	637
Don't know	8	0	0	64	6	52	82	0	0	0	0	111	0	0	0	315
No answer	9	0	0	261	10	358	252	0	0	0	0	31	0	0	0	912
Not applicable	IAP	13626	354	2083	0	1133	4841	2817	2765	2812	4510	658	2044	1974	2538	42155

[VAR: JUDGELUV]

RESPONSE	PUNCH	YEAR														
		1972-82	1982B	1983-87	1987B	1988-91	1993-98	2000	2002	2004	2006	2008	2010	2012	2014	ALL
1 - Judge	1	0	0	2123	159	1625	1966	0	0	0	0	448	0	0	0	6321
2	2	0	0	485	22	454	520	0	0	0	0	94	0	0	0	1575
3	3	0	0	400	16	373	398	0	0	0	0	128	0	0	0	1315
4	4	0	0	1268	78	1229	1423	0	0	0	0	355	0	0	0	4353
5	5	0	0	224	11	188	219	0	0	0	0	57	0	0	0	699
6	6	0	0	174	5	163	197	0	0	0	0	53	0	0	0	592
7 - Lover	7	0	0	482	47	329	460	0	0	0	0	82	0	0	0	1400
Don't know	8	0	0	49	5	48	74	0	0	0	0	111	0	0	0	287
No answer	9	0	0	254	10	365	236	0	0	0	0	37	0	0	0	902
Not applicable	IAP	13626	354	2083	0	1133	4841	2817	2765	2812	4510	658	2044	1974	2538	42155

[VAR: FRNDKING]

RESPONSE	PUNCH	YEAR														
		1972-82	1982B	1983-87	1987B	1988-91	1993-98	2000	2002	2004	2006	2008	2010	2012	2014	ALL
1 - Friend	1	0	0	1630	117	1227	1394	0	0	0	0	253	0	0	0	4621
2	2	0	0	374	8	346	314	0	0	0	0	69	0	0	0	1111
3	3	0	0	263	8	222	258	0	0	0	0	78	0	0	0	829
4	4	0	0	1455	89	1305	1628	0	0	0	0	382	0	0	0	4859
5	5	0	0	245	15	242	291	0	0	0	0	86	0	0	0	879
6	6	0	0	223	12	179	241	0	0	0	0	71	0	0	0	726
7 - King	7	0	0	1010	92	870	1115	0	0	0	0	311	0	0	0	3398
Don't know	8	0	0	39	4	36	46	0	0	0	0	84	0	0	0	209
No answer	9	0	0	220	8	347	206	0	0	0	0	31	0	0	0	812
Not applicable	IAP	13626	354	2083	0	1133	4841	2817	2765	2812	4510	658	2044	1974	2538	42155

[VAR: CRTRHEAL]

<u>RESPONSE</u>	<u>PUNCH</u>	<u>YEAR</u>														
		<u>1972-82</u>	<u>1982B</u>	<u>1983-87</u>	<u>1987B</u>	<u>1988-91</u>	<u>1993-98</u>	<u>2000</u>	<u>2002</u>	<u>2004</u>	<u>2006</u>	<u>2008</u>	<u>2010</u>	<u>2012</u>	<u>2014</u>	<u>ALL</u>
1 - Creator	1	0	0	1176	0	0	0	0	0	0	0	0	0	0	0	1176
2	2	0	0	191	0	0	0	0	0	0	0	0	0	0	0	191
3	3	0	0	142	0	0	0	0	0	0	0	0	0	0	0	142
4	4	0	0	1761	0	0	0	0	0	0	0	0	0	0	0	1761
5	5	0	0	106	0	0	0	0	0	0	0	0	0	0	0	106
6	6	0	0	118	0	0	0	0	0	0	0	0	0	0	0	118
7 - Healer	7	0	0	330	0	0	0	0	0	0	0	0	0	0	0	330
Don't know	8	0	0	24	0	0	0	0	0	0	0	0	0	0	0	24
No answer	9	0	0	145	0	0	0	0	0	0	0	0	0	0	0	145
Not applicable	IAP	13626	354	3549	353	5907	10334	2817	2765	2812	4510	2023	2044	1974	2538	55606

[VAR: RDEEMLIB]

<u>RESPONSE</u>	<u>PUNCH</u>	<u>YEAR</u>														
		<u>1972-82</u>	<u>1982B</u>	<u>1983-87</u>	<u>1987B</u>	<u>1988-91</u>	<u>1993-98</u>	<u>2000</u>	<u>2002</u>	<u>2004</u>	<u>2006</u>	<u>2008</u>	<u>2010</u>	<u>2012</u>	<u>2014</u>	<u>ALL</u>
1 - Redeemer	1	0	0	1445	0	0	0	0	0	0	0	0	0	0	0	1445
2	2	0	0	288	0	0	0	0	0	0	0	0	0	0	0	288
3	3	0	0	220	0	0	0	0	0	0	0	0	0	0	0	220
4	4	0	0	1430	0	0	0	0	0	0	0	0	0	0	0	1430
5	5	0	0	113	0	0	0	0	0	0	0	0	0	0	0	113
6	6	0	0	76	0	0	0	0	0	0	0	0	0	0	0	76
7 - Liberator	7	0	0	218	0	0	0	0	0	0	0	0	0	0	0	218
Don't know	8	0	0	39	0	0	0	0	0	0	0	0	0	0	0	39
No answer	9	0	0	164	0	0	0	0	0	0	0	0	0	0	0	164
Not applicable	IAP	13626	354	3549	353	5907	10334	2817	2765	2812	4510	2023	2044	1974	2538	55606

112. We are interested in what American Catholics think about religious matters.
Please select the answer from this card that comes closest to your own personal opinion about the following statement:

Under certain conditions, the pope is infallible when he speaks on matters of faith and morals.

HAND CARD A17a

[VAR: POPESPKS]

<u>RESPONSE</u>	<u>PUNCH</u>	<u>YEAR</u>														
		<u>1972-82</u>	<u>1982B</u>	<u>1983-87</u>	<u>1987B</u>	<u>1988-91</u>	<u>1993-98</u>	<u>2000</u>	<u>2002</u>	<u>2004</u>	<u>2006</u>	<u>2008</u>	<u>2010</u>	<u>2012</u>	<u>2014</u>	<u>ALL</u>
Certainly true	1	0	0	0	0	0	0	0	0	82	187	45	84	89	133	620
Probably true	2	0	0	0	0	0	0	0	0	88	191	65	149	105	179	777
I am uncertain whether this is true or false	3	0	0	0	0	0	0	0	0	111	243	88	167	170	222	1001
Probably false	4	0	0	0	0	0	0	0	0	22	68	16	45	41	36	228
Certainly false	5	0	0	0	0	0	0	0	0	12	40	9	23	19	26	129
Don't Know	8	0	0	0	0	0	0	0	0	5	7	3	12	15	9	51
No answer	9	0	0	0	0	0	0	0	0	0	18	7	3	6	15	49
Not applicable	IAP	13626	354	7542	353	5907	10334	2817	2765	2492	3756	1790	1561	1529	1918	56744

REMARKS: CARD AE contained items A-F with seven-point scales as presented above. See Appendix R, GSS Methodological Report No. 30. See Appendix P. Card A17a contained responses for punches 1 to 5.

113. In what religion were you raised?

[VAR: RELIG16]

<u>RESPONSE</u>	<u>PUNCH</u>	<u>YEAR</u>														
		<u>1972-82</u>	<u>1982B</u>	<u>1983-87</u>	<u>1987B</u>	<u>1988-91</u>	<u>1993-98</u>	<u>2000</u>	<u>2002</u>	<u>2004</u>	<u>2006</u>	<u>2008</u>	<u>2010</u>	<u>2012</u>	<u>2014</u>	<u>ALL</u>
Protestant	1	7997	308	4851	321	3761	6256	1610	1553	1568	1620	1095	1066	1015	1273	34294
Catholic	2	3227	38	2123	19	1653	2998	844	821	829	960	635	647	653	872	16319
Jewish	3	293	1	167	0	120	211	64	56	60	56	39	33	28	41	1169
None	4	344	3	246	5	244	542	192	195	226	249	168	150	162	206	2932
Other (SPECIFY RELIGION AND/OR CHURCH AND DENOMINATION [See REMARKS below])	5	121	2	94	3	114	207	18	8	8	5	4	11	9	11	615
Buddhism	6	0	0	0	0	0	6	15	13	17	21	5	15	3	10	105
Hinduism	7	0	0	0	0	0	5	7	5	9	16	12	3	15	17	89
Other Eastern	8	0	0	0	0	0	3	2	1	2	4	0	0	0	0	12
Muslim/Islam	9	0	0	0	0	0	15	7	14	19	23	9	12	13	12	124
Orthodox-Christian	10	0	0	0	0	0	10	13	26	15	9	10	10	10	11	114
Christian	11	0	0	0	0	0	21	21	38	40	26	27	82	50	68	373
Native American	12	0	0	0	0	0	5	6	1	1	2	0	0	4	1	20
Inter-Nondenomenational	13	0	0	0	0	0	2	4	13	7	0	1	4	0	0	31
Don't know	98	1	0	0	0	0	4	0	6	5	0	8	3	8	4	39
No answer	99	30	2	61	5	15	49	14	15	6	1	10	8	4	12	232
Not applicable	IAP	1613	0	0	0	0	0	0	0	0	1518	0	0	0	0	3131

IF PROTESTANT:

A. What specific denomination is that, if any? (PROBE FOR EXACT DENOMINATION)

[VAR: DENOM16]

<u>RESPONSE</u>	<u>PUNCH</u>	<u>YEAR</u>														
		<u>1972-82</u>	<u>1982B</u>	<u>1983-87</u>	<u>1987B</u>	<u>1988-91</u>	<u>1993-98</u>	<u>2000</u>	<u>2002</u>	<u>2004</u>	<u>2006</u>	<u>2008</u>	<u>2010</u>	<u>2012</u>	<u>2014</u>	<u>ALL</u>
BAPTIST																
American Baptist Assoc.	10	0	0	91	7	130	188	44	40	62	45	26	16	31	30	710
American Baptist Churches in the U.S.A.	11	0	0	53	11	36	74	21	16	14	16	11	4	19	23	298
National Baptist Convention of America	12	0	0	32	15	32	38	10	10	12	11	10	6	3	9	188
National Baptist Convention, U.S.A., Inc.	13	0	0	20	11	14	43	16	5	8	5	2	4	1	3	132
Southern Baptist Convention	14	0	0	581	66	591	1064	305	243	225	256	156	157	154	177	3975
Other Baptist Churches	15	0	0	195	11	97	196	59	24	19	18	6	27	16	20	688
Baptist, Don't know which	18	2795	226	750	106	399	736	190	229	234	254	205	220	175	213	6732
METHODIST																
African Methodist Episcopal Church	20	0	0	44	18	35	61	20	9	17	15	8	6	10	10	253
African Methodist Episcopal Zion Church	21	0	0	3	2	15	38	11	1	6	4	4	1	2	6	93
United Methodist Church	22	0	0	489	10	471	765	202	167	179	144	95	91	102	110	2825
Other Methodist Churches	23	0	0	70	3	35	64	11	1	3	6	0	5	2	7	207
Methodist, Don't know which	28	1737	48	336	9	140	231	54	62	51	70	48	42	40	38	2906
LUTHERAN																
American Lutheran Church	30	0	0	129	1	119	187	35	31	18	24	13	8	10	13	588
Lutheran Church in America	31	0	0	22	0	43	55	16	15	7	6	4	12	10	2	192
Lutheran Church-- Missouri Synod	32	0	0	107	0	106	196	46	36	29	34	21	15	21	29	640
Wisconsin Evangelical Lutheran Synod	33	0	0	12	0	20	40	8	9	11	14	6	5	6	6	137
Other Lutheran Churches	34	0	0	26	0	29	77	21	7	9	5	1	4	2	3	184
Evangelical Lutheran	35	0	0	0	0	24	61	12	9	11	12	2	8	11	11	161
Lutheran, Don't know which	38	1010	1	237	0	88	92	21	68	59	59	29	43	39	49	1795
PRESBYTERIAN																
Presbyterian Church in the United States	40	0	0	53	3	63	126	29	21	16	10	11	6	5	9	352

[VAR: DENOM16] (CONTINUED)

RESPONSE	PUNCH	YEAR														
		<u>1972-82</u>	<u>1982B</u>	<u>1983-87</u>	<u>1987B</u>	<u>1988-91</u>	<u>1993-98</u>	<u>2000</u>	<u>2002</u>	<u>2004</u>	<u>2006</u>	<u>2008</u>	<u>2010</u>	<u>2012</u>	<u>2014</u>	<u>ALL</u>
United Presbyterian Church in the U.S.A.	41	0	0	92	0	90	130	26	18	20	17	13	8	4	11	429
Other Presbyterian Churches	42	0	0	26	0	22	73	20	4	2	3	0	7	3	4	164
Presbyterian, merged	43	0	0	0	0	26	47	15	5	4	8	0	11	6	9	131
Presbyterian, Don't know which	48	620	9	168	0	93	93	15	56	47	66	45	54	30	45	1341
EPISCOPAL CHURCH	50	294	6	166	5	124	250	47	70	57	61	40	48	38	44	1250
Other (SPECIFY)	60	1298	16	994	40	740	1068	272	317	329	356	269	182	198	293	6372
No denomination given or non- denominational church	70	224	2	134	3	168	205	70	69	159	100	86	143	122	156	1641
Don't know	98	1	0	3	0	0	7	3	6	5	26	9	13	5	11	89
No answer	99	42	2	77	5	26	100	25	20	10	2	12	10	4	12	347
Not applicable (punches 2-13 in RELIG16, often including 5 and sometimes 11)	IAP	5605	44	2632	27	2131	4029	1193	1197	1189	2863	891	888	905	1185	24779

REMARKS: RELIG16, punch 5 (Other, SPECIFY), is available from NORC. DENOM16, punch 60 (N = 5430), recoded into OTH16. For 2012, see DENOM. If planning to perform trend analysis with this variable, please consult GSS Methodological Report No. 56. See Appendix K: Protestant Denominations. See Appendix N for changes across surveys. If planning to perform trend analysis with this variable, please consult Methodological Report No. 56.

114. Were you raised as a Jew?

[VAR: OTHJEW16]

RESPONSE	PUNCH	YEAR														
		<u>1972-82</u>	<u>1982B</u>	<u>1983-87</u>	<u>1987B</u>	<u>1988-91</u>	<u>1993-98</u>	<u>2000</u>	<u>2002</u>	<u>2004</u>	<u>2006</u>	<u>2008</u>	<u>2010</u>	<u>2012</u>	<u>2014</u>	<u>ALL</u>
Yes	1	0	0	0	0	0	0	0	0	0	0	0	0	0	0	0
Half or part	2	0	0	0	0	0	0	0	0	0	0	1	0	1	0	2
No	3	0	0	0	0	0	0	0	0	0	0	173	0	259	0	432
Don't Know	8	0	0	0	0	0	0	0	0	0	0	0	0	0	0	0
No Answer	9	0	0	0	0	0	0	0	0	0	0	12	0	4	0	16
Not Applicable	IAP	13626	354	7542	353	5907	10334	2817	2765	2812	4510	1837	2044	1710	2538	59149

IF JEWISH:

A. Were you Orthodox, Conservative, Reform, or none of these? (PROBE FOR EXACT DENOMINATION)

[VAR: JEW16]

RESPONSE	PUNCH	YEAR														
		1972-82	1982B	1983-87	1987B	1988-91	1993-98	2000	2002	2004	2006	2008	2010	2012	2014	ALL
Orthodox	1	0	0	0	0	23	23	2	4	14	16	10	4	2	6	104
Conservative	2	0	0	0	0	47	80	19	17	14	12	13	12	6	12	232
Reform	3	0	0	0	0	36	79	20	26	19	16	13	11	12	15	247
None of these	4	0	0	0	0	10	24	11	8	12	11	3	6	7	8	100
Don't know	8	0	0	0	0	0	1	0	1	0	1	0	0	0	0	3
No answer	9	0	0	0	0	19	38	26	15	20	0	10	8	5	12	153
Not applicable	IAP	13626	354	7542	353	5772	10089	2739	2694	2733	4454	1974	2003	1942	2485	58760

[VAR: JEW16AJ]

RESPONSE	PUNCH	YEAR														
		1972-82	1982B	1983-87	1987B	1988-91	1993-98	2000	2002	2004	2006	2008	2010	2012	2014	ALL
Orthodox	1	0	0	0	0	0	0	0	0	0	0	0	0	0	0	0
Conservative	2	0	0	0	0	0	0	0	0	0	0	0	0	0	0	0
Reform	3	0	0	0	0	0	0	0	0	0	0	0	0	1	0	1
None of these	4	0	0	0	0	0	0	0	0	0	0	0	0	0	0	0
Don't know	8	0	0	0	0	0	0	0	0	0	0	0	0	0	0	0
No answer	9	0	0	0	0	0	0	0	0	0	0	0	0	4	0	4
Not applicable	IAP	13626	354	7542	353	5907	10334	2817	2765	2812	4510	2023	2044	1969	2538	59594

REMARKS: In 2012, OTHJEW16 screened respondents for JEW16AJ. Before 2012, OTHJEW16 screened respondents for JEW16AJ.

B. Fundamentalism/Liberalism of Religion Respondent Raised In

[VAR: FUND16]

RESPONSE	PUNCH	YEAR														
		1972-82	1982B	1983-87	1987B	1988-91	1993-98	2000	2002	2004	2006	2008	2010	2012	2014	ALL
Fundamentalist	1	3598	241	2543	254	1921	3325	919	882	848	926	630	593	552	736	17968
Moderate	2	6454	89	3180	60	2411	4136	1132	1092	1186	1248	832	908	906	1176	24810
Liberal	3	1756	20	1624	30	1417	2469	660	690	693	706	484	465	441	541	11996
No answer	9	205	4	195	9	158	404	106	101	85	112	77	78	75	85	1694
Not applicable	IAP	1613	0	0	0	0	0	0	0	0	1518	0	0	0	0	3131

REMARKS: See Appendix T, GSS Methodological Report No. 43. If planning to perform trend analysis with this variable, please consult GSS Methodological Report No. 56.

IF R CURRENTLY MARRIED, ASK Q. 120 and 121 (OTHERS, SKIP SPREL and SPREL16)

115. What is your (SPOUSE'S) religious preference? Is it Protestant, Catholic, Jewish, some other religion, or no religion?

[VAR: SPREL]

<u>RESPONSE</u>	<u>PUNCH</u>	<u>YEAR</u>														
		<u>1972-82</u>	<u>1982B</u>	<u>1983-87</u>	<u>1987B</u>	<u>1988-91</u>	<u>1993-98</u>	<u>2000</u>	<u>2002</u>	<u>2004</u>	<u>2006</u>	<u>2008</u>	<u>2010</u>	<u>2012</u>	<u>2014</u>	<u>ALL</u>
Protestant (ASK A)	1	5086	116	2738	98	1972	1004	0	0	356	718	522	444	451	526	14031
Catholic	2	1981	15	1106	8	816	386	0	0	174	404	227	224	217	302	5860
Jewish	3	180	0	103	1	57	32	0	0	11	32	22	23	18	17	496
None	4	415	6	237	3	226	137	0	0	91	184	124	128	125	198	1874
Other (SPECIFY RELIGION AND/OR CHURCH AND DENOM- INATION) [SEE REMARKS below]	5	88	1	74	4	80	51	0	0	1	6	7	2	3	6	323
Buddhism	6	0	0	0	0	0	0	0	0	3	8	5	7	2	4	29
Hinduism	7	0	0	0	0	0	0	0	0	3	7	5	2	7	12	36
Other Eastern	8	0	0	0	0	0	0	0	0	5	8	9	9	3	0	34
Muslim/Islam	9	0	0	0	0	0	0	0	0	5	14	6	11	11	9	56
Othodox-Chistian	10	0	0	0	0	0	0	0	0	0	4	7	8	3	5	27
Christian	11	0	0	0	0	0	0	0	0	24	26	31	26	45	63	215
Native American	12	0	0	0	0	0	0	0	0	1	3	0	0	3	0	7
Inter-Nondenominational	13	0	0	0	0	0	0	0	0	4	0	0	7	0	1	12
Don't know	98	15	0	3	0	2	2	0	0	0	0	3	0	10	7	42
No answer	99	30	1	31	1	13	26	0	0	1	1	9	1	2	12	128
Not applicable (Not currently married)	IAP	5831	215	3250	238	2741	8696	2817	2765	2133	3095	1046	1152	1074	1376	36429

A. What specific denomination is that, if any? (PROBE FOR EXACT DENOMINATION)

[VAR: SPDEN]

RESPONSE	PUNCH	YEAR														
		1972-82	1982B	1983-87	1987B	1988-91	1993-98	2000	2002	2004	2006	2008	2010	2012	2014	ALL
BAPTIST																
American Baptist Assoc.	10	0	0	44	1	45	26	0	0	9	10	10	4	12	11	172
American Baptist Churches in the U.S.A	11	0	0	24	1	13	8	0	0	2	7	3	3	4	2	67
National Baptist Convention of America	12	0	0	12	8	12	3	0	0	2	1	4	3	0	5	50
National Baptist Convention, U.S.A., Inc.	13	0	0	8	3	6	5	0	0	2	5	2	1	0	0	32
Southern Baptist Convention	14	0	0	296	17	298	138	0	0	57	110	67	66	61	65	1175
Other Baptist Churches	15	0	0	110	5	66	30	0	0	3	18	2	11	8	8	261
Baptist, Don't know which	18	1570	69	314	23	147	87	0	0	44	76	63	63	42	45	2543
METHODIST																
African Methodist Episcopal Church	20	0	0	11	4	8	9	0	0	1	1	2	0	1	6	43
African Methodist Episcopal Zion Church	21	0	0	4	3	5	3	0	0	0	2	0	0	0	0	17
United Methodist Church	22	0	0	276	0	243	125	0	0	34	69	48	33	41	58	927
Other Methodist Churches	23	0	0	21	0	11	7	0	0	1	1	1	0	2	1	45
Methodist, Don't know which	28	971	25	144	2	20	33	0	0	10	17	12	14	10	14	1272
LUTHERAN																
American Lutheran Church	30	0	0	84	1	60	28	0	0	3	4	4	3	5	4	196
Lutheran Church in America	31	0	0	22	1	23	13	0	0	1	5	2	1	1	2	71
Lutheran Church-- Missouri Synod	32	0	0	73	0	44	36	0	0	8	17	10	5	7	15	215
Wisconsin Evangelical Lutheran Synod	33	0	0	4	0	10	4	0	0	3	8	5	4	5	1	44
Other Lutheran Churches	34	0	0	15	0	12	7	0	0	0	0	0	0	3	3	40
Evangelical Lutheran	35	0	0	0	0	31	18	0	0	4	7	6	9	7	13	95
Lutheran, Don't know which	38	650	1	145	0	43	18	0	0	16	19	17	17	13	18	957
PRESBYTERIAN																
Presbyterian Church in the United States	40	0	0	44	0	35	18	0	0	5	3	4	2	2	3	116
United Presbyterian Church in the U.S.A	41	0	0	63	0	50	21	0	0	5	8	4	5	2	5	163

[VAR: SPDEN] (CONTINUED)

RESPONSE	PUNCH	YEAR														
		1972-82	1982B	1983-87	1987B	1988-91	1993-98	2000	2002	2004	2006	2008	2010	2012	2014	ALL
Other Presbyterian Churches	42	0	0	15	0	14	9	0	0	2	1	0	2	0	3	46
Presbyterian, merged	43	0	0	0	0	21	12	0	0	0	6	0	8	6	3	56
Presbyterian, Don't know which	48	406	2	91	1	28	7	0	0	7	24	21	12	13	14	626
EPISCOPAL CHURCH	50	204	2	97	1	72	40	0	0	8	23	27	26	15	17	532
Other (SPECIFY)	60	990	16	654	25	493	210	0	0	80	195	140	99	125	115	3142
No denomination given or non- denominational church	70	275	1	163	0	157	80	0	0	71	95	95	46	104	152	1239
Don't know	98	11	0	1	0	1	4	0	0	4	11	3	7	7	7	56
No answer	99	28	1	34	3	19	32	0	0	5	2	10	1	2	12	149
Not applicable (punches 2-13 in SPREL, often including 5 and sometimes 11)	IAP	8521	237	4773	254	3920	9303	2817	2765	2425	3765	1461	1599	1476	1936	45252

REMARKS: SPREL, punch 5 (Other, SPECIFY), is available from NORC. SPDEN, punch 60 (N = 2663), recoded into SPOTHER.
For 2012, see DENOM. If planning to perform trend analysis with this variable, please consult GSS Methodological Report No. 56.
See Appendix K: Protestant Denominations. See Appendix N for changes across surveys.

IF JEWISH:

A. DOES YOUR SPOUSE CONSIDER HIMSELF/HERSELF SELF AS JEWISH

[VAR: SPOTHJEW]

RESPONSE	PUNCH	YEAR														
		1972-82	1982B	1983-87	1987B	1988-91	1993-98	2000	2002	2004	2006	2008	2010	2012	2014	ALL
Yes	1	0	0	0	0	0	0	0	0	0	0	0	0	1	0	1
Half or part	2	0	0	0	0	0	0	0	0	0	0	0	0	0	0	0
No	3	0	0	0	0	0	0	0	0	0	0	3	0	2	0	5
Don't know	8	0	0	0	0	0	0	0	0	0	0	0	0	0	0	0
No Answer	9	0	0	0	0	0	0	0	0	0	0	12	0	0	0	12
Not Applicable	IAP	13626	354	7542	353	5907	10334	2817	2765	2812	4510	2008	2044	1971	2538	59581

REMARKS: In 2012, SPOTHJEW was asked if RELIG=3, or OTHJEW=1 or 2, or RELIG16=3, or OTHJEW16=1 or 2, or JEW16=2 and SPREL=4 or DK, and MARITAL=1.

B. Does (s/he) consider (her/himself) Orthodox, Conservative, Reform or none of these? (PROBE FOR EXACT DENOMINATION)

[VAR: SPJEW]

RESPONSE	PUNCH	YEAR														
		1972-82	1982B	1983-87	1987B	1988-91	1993-98	2000	2002	2004	2006	2008	2010	2012	2014	ALL
Orthodox	1	0	0	0	0	2	1	0	0	0	5	4	1	1	2	16
Conservative	2	0	0	0	0	22	6	0	0	3	9	7	8	3	2	60
Reform	3	0	0	0	0	25	16	0	0	6	12	6	11	11	7	94
None of these	4	0	0	0	0	7	6	0	0	2	6	4	3	2	5	35
Don't know	8	0	0	0	0	1	0	0	0	0	0	1	0	1	1	4
No answer	9	0	0	0	0	16	20	0	0	6	1	9	0	2	12	66
Not applicable	IAP	13626	354	7542	353	5834	10285	2817	2765	2795	4477	1992	2021	1954	2509	59324

[VAR: SPJEWAJ]

RESPONSE	PUNCH	YEAR														
		1972-82	1982B	1983-87	1987B	1988-91	1993-98	2000	2002	2004	2006	2008	2010	2012	2014	ALL
Orthodox	1	0	0	0	0	0	0	0	0	0	0	0	0	0	0	0
Conservative	2	0	0	0	0	0	0	0	0	0	0	0	0	0	0	0
Reform	3	0	0	0	0	0	0	0	0	0	0	0	0	0	0	0
None of these	4	0	0	0	0	0	0	0	0	0	0	0	0	1	0	1
Don't know	8	0	0	0	0	0	0	0	0	0	0	0	0	0	0	0
No answer	9	0	0	0	0	0	0	0	0	0	0	0	0	0	0	0
Not applicable	IAP	13626	354	7542	353	5907	10334	2817	2765	2812	4510	2023	2044	1973	2538	59598

REMARKS: In 2012, SPOTHJEW screened respondents for SPJEWAJ. Before 2012, SPOTHJEW screened respondents for SPJEW.

C. Fundamentalism/Liberalism of Religion of Spouse

[VAR: SPFUND]

RESPONSE	PUNCH	YEAR														
		1972-82	1982B	1983-87	1987B	1988-91	1993-98	2000	2002	2004	2006	2008	2010	2012	2014	ALL
Fundamentalist	1	2201	82	1375	77	1000	489	0	0	194	396	276	231	233	245	6799
Moderate	2	4029	43	1793	21	1277	617	0	0	282	563	369	350	369	514	10227
Liberal	3	1371	11	995	10	772	436	0	0	174	386	278	268	248	341	5290
Don't know	8	0	0	0	0	0	0	0	0	0	0	0	0	0	0	0
No answer, excluded	9	194	3	129	7	117	96	0	0	29	70	54	40	50	58	847
Not applicable	IAP	5831	215	3250	238	2741	8696	2817	2765	2133	3095	1046	1155	1074	1380	36436

REMARKS: See Appendix T, GSS Methodological Report No. 43. If planning to perform trend analysis with this variable, please consult GSS Methodological Report No. 56.

116. In what religion was your (husband/wife) raised?

[VAR: SPREL16]

<u>RESPONSE</u>	<u>PUNCH</u>	<u>YEAR</u>											<u>ALL</u>			
		<u>1972-82</u>	<u>1982B</u>	<u>1983-87</u>	<u>1987B</u>	<u>1988-91</u>	<u>1993-98</u>	<u>2000</u>	<u>2002</u>	<u>2004</u>	<u>2006</u>	<u>2008</u>		<u>2010</u>	<u>2012</u>	<u>2014</u>
Protestant (ASK SPDEN16)	1	5191	118	2687	100	1974	983	0	0	0	0	0	0	5	0	11058
Catholic	2	2036	18	1199	10	895	445	0	0	0	0	0	0	4	0	4607
Jewish	3	179	0	109	1	57	26	0	0	0	0	0	0	12	0	384
None	4	216	1	164	1	148	80	0	0	0	0	0	0	0	0	610
Other (SPECIFY RELIGION AND/OR CHURCH AND DENOMINATION) [See REMARKS]	5	77	0	66	1	70	61	0	0	0	0	0	0	1	0	276
Don't know	8	60	0	20	0	4	10	0	0	0	0	0	0	0	0	94
No answer	9	36	2	47	2	18	33	0	0	0	0	0	0	0	0	138
Not applicable (Not currently married)	IAP	5831	215	3250	238	2741	8696	2817	2765	2812	4510	2023	2044	1952	2538	42432

REMARKS: In 2012, SPREL16 was asked if MARITAL=1 and OTHJEW=1 or 2, or RELIG=3, or OTHJEW16=1 or 2, or RELIG16=3.

[VAR: SPDEN16] (CONTINUED)

RESPONSE	PUNCH	YEAR														
		1972-82	1982B	1983-87	1987B	1988-91	1993-98	2000	2002	2004	2006	2008	2010	2012	2014	ALL
United Presbyterian Church in the U.S.A.	41	0	0	53	0	50	22	0	0	0	0	0	0	0	0	125
Other Presbyterian	42	0	0	13	0	5	8	0	0	0	0	0	0	0	0	26
Presbyterian, merged	43	0	0	0	0	13	14	0	0	0	0	0	0	0	0	27
Presbyterian, Don't know which	48	385	1	104	2	43	5	0	0	0	0	0	0	0	0	540
EPISCOPAL CHURCH	50	197	3	100	3	66	36	0	0	0	0	0	0	0	0	405
OTHER (SPECIFY)	60	908	12	535	17	431	162	0	0	0	0	0	0	0	0	2065
No Denomination given or non-Denomination church	70	206	0	105	0	114	55	0	0	0	0	0	0	0	0	480
Don't know	98	27	0	9	0	6	6	0	0	0	0	0	0	0	0	48
No answer	99	31	2	50	2	29	42	0	0	0	0	0	0	5	0	161
Not applicable (punches 2-13 in SPREL16, often including 5 and sometimes 11)	IAP	8413	234	4807	251	3911	9315	2817	2765	2812	4510	2023	2044	1969	2538	48409

REMARKS: SPREL16, punch 5 (Other, SPECIFY), is available from NORC. SPDEN16, punch 60 (N = 2065), recoded into SPOTH16. For 2012, see DENOM. If planning to perform trend analysis with this variable, please consult GSS Methodological Report No. 56. See Appendix K: Protestant denominations. See Appendix N for changes across surveys. For 2012, see remarks for SPREL16 and DENOM.

IF JEWISH:

B. Was (s/he) Orthodox, Conservative, Reform or none of these? (PROBE FOR EXACT DENOMINATION)

[VAR: SPJEW16]

RESPONSE	PUNCH	YEAR														
		1972-82	1982B	1983-87	1987B	1988-91	1993-98	2000	2002	2004	2006	2008	2010	2012	2014	ALL
Orthodox	1	0	0	0	0	11	2	0	0	0	0	5	0	0	0	18
Conservative	2	0	0	0	0	23	12	0	0	0	0	5	0	4	0	44
Reform	3	0	0	0	0	18	8	0	0	0	0	5	0	7	0	38
None of these	4	0	0	0	0	3	4	0	0	0	0	0	0	1	0	8
Don't know	8	0	0	0	0	2	0	0	0	0	0	0	0	0	0	2
No answer	9	0	0	0	0	22	24	0	0	0	0	0	0	0	0	46
Not applicable	IAP	13626	354	7542	353	5828	10284	2817	2765	2812	4510	2008	2044	1962	2538	59443

C. Fundamentalism/Liberalism of Religion Spouse Raised In

[VAR: SPFUND16]

<u>RESPONSE</u>	<u>PUNCH</u>	<u>YEAR</u>							<u>2000</u>	<u>2002</u>	<u>2004</u>	<u>2006</u>	<u>2008</u>	<u>2010</u>	<u>2012</u>	<u>2014</u>	<u>ALL</u>
		<u>1972-82</u>	<u>1982B</u>	<u>1983-87</u>	<u>1987B</u>	<u>1988-91</u>	<u>1993-98</u>										
Fundamentalist	1	2306	89	1358	82	979	486	0	0	0	0	0	0	0	0	0	5300
Moderate	2	4138	41	1840	19	1326	653	0	0	0	0	0	0	0	0	0	8017
Liberal	3	1117	6	940	11	743	376	0	0	0	0	0	0	0	0	0	3193
No answer, excluded	9	234	3	154	3	118	123	0	0	0	0	0	0	0	0	0	635
Not applicable	IAP	5831	215	3250	238	2741	8696	2817	2765	2812	4510	2023	2044	1974	2538	42454	

REMARKS: See Appendix T, GSS Methodological Report No. 43. If planning to perform trend analysis variable, please consult GSS Methodological Report No. 56.

117. About how much do you contribute to your religion every year (not including school tuition)?

[VAR: TITHING]

<u>RESPONSE</u>	<u>PUNCH</u>	<u>YEAR</u>							<u>2000</u>	<u>2002</u>	<u>2004</u>	<u>2006</u>	<u>2008</u>	<u>2010</u>	<u>2012</u>	<u>2014</u>	<u>ALL</u>
		<u>1972-82</u>	<u>1982B</u>	<u>1983-87</u>	<u>1987B</u>	<u>1988-91</u>	<u>1993-98</u>										
\$0 - 250	0-250	0	0	880	207	1579	0	0	0	0	0	0	0	0	0	0	2666
\$251 - 500	251-500	0	0	222	51	273	0	0	0	0	0	0	0	0	0	0	546
\$501 - 1000	501-1000	0	0	117	36	207	0	0	0	0	0	0	0	0	0	0	360
\$1001 - 9999	1001-9999	0	0	130	28	215	0	0	0	0	0	0	0	0	0	0	373
\$10,000 - 99996	99994	0	0	6	1	4	0	0	0	0	0	0	0	0	0	0	11
Tithes, DK amount	99995	0	0	0	0	6	0	0	0	0	0	0	0	0	0	0	6
Over \$99996	99996	0	0	0	1	0	0	0	0	0	0	0	0	0	0	0	1
Refused	99997	0	0	12	0	0	0	0	0	0	0	0	0	0	0	0	12
Don't know	99998	0	0	37	10	93	0	0	0	0	0	0	0	0	0	0	140
No answer	99999	0	0	62	19	110	0	0	0	0	0	0	0	0	0	0	191
Not applicable	IAP	13626	354	6076	0	3420	10334	2817	2765	2812	4510	2023	2044	1974	2538	55293	

REMARKS: This variable codes exact number of dollars mentioned. The numbers above are for convenience of display only.

118. A. The United States Supreme Court has ruled that no state or local government may require the reading of the Lord's Prayer or Bible verses in public schools. What are your views on this--do you approve or disapprove of the court ruling?

[VAR: PRAYER]

<u>RESPONSE</u>	<u>PUNCH</u>	<u>YEAR</u>														
		<u>1972-82</u>	<u>1982B</u>	<u>1983-87</u>	<u>1987B</u>	<u>1988-91</u>	<u>1993-98</u>	<u>2000</u>	<u>2002</u>	<u>2004</u>	<u>2006</u>	<u>2008</u>	<u>2010</u>	<u>2012</u>	<u>2014</u>	<u>ALL</u>
Approve	1	1831	72	1560	0	1538	2734	688	341	319	796	517	598	510	655	12159
Disapprove	2	3294	262	2170	0	2254	3848	1087	518	558	1094	758	767	743	949	18302
No opinion	8	142	19	118	0	146	292	94	49	28	101	50	64	46	71	1220
No answer	9	12	1	15	0	8	14	8	0	1	1	4	1	3	0	68
Not applicable	IAP	8347	0	3679	353	1961	3446	940	1857	1906	2518	694	614	672	863	27850

- B. What are your views on the reading of the Lord's Prayer or Bible verses in public schools? Do you think it should be required in all public schools, not allowed in any public schools, or that it should be up to each state or local community to decide?

[VAR: PRAYER]

<u>RESPONSE</u>	<u>PUNCH</u>	<u>YEAR</u>														
		<u>1972-82</u>	<u>1982B</u>	<u>1983-87</u>	<u>1987B</u>	<u>1988-91</u>	<u>1993-98</u>	<u>2000</u>	<u>2002</u>	<u>2004</u>	<u>2006</u>	<u>2008</u>	<u>2010</u>	<u>2012</u>	<u>2014</u>	<u>ALL</u>
Required	1	224	0	0	0	0	0	0	0	0	0	0	0	0	0	224
Not allowed	2	60	0	0	0	0	0	0	0	0	0	0	0	0	0	60
Communities decide	3	420	0	0	0	0	0	0	0	0	0	0	0	0	0	420
No opinion	8	19	0	0	0	0	0	0	0	0	0	0	0	0	0	19
No answer	9	8	0	0	0	0	0	0	0	0	0	0	0	0	0	8
Not applicable	IAP	12895	354	7542	353	5907	10334	2817	2765	2812	4510	2023	2044	1974	2538	58868

C. Which of these statements comes closest to your feelings about prayers in the public schools?

The Lord's prayer or some Bible verse should be read daily.

There should be a moment for silent prayer or meditation daily.

No prayer or other religious observances should be held in the public schools. Other (SPECIFY).

[VAR: PRAYERX]

<u>RESPONSE</u>	<u>PUNCH</u>	<u>YEAR</u>													<u>ALL</u>	
		<u>1972-82</u>	<u>1982B</u>	<u>1983-87</u>	<u>1987B</u>	<u>1988-91</u>	<u>1993-98</u>	<u>2000</u>	<u>2002</u>	<u>2004</u>	<u>2006</u>	<u>2008</u>	<u>2010</u>	<u>2012</u>		<u>2014</u>
Read Prayer	1	0	0	209	0	0	0	0	0	0	0	0	0	0	0	209
Silent Prayer	2	0	0	382	0	0	0	0	0	0	0	0	0	0	0	382
No Prayer	3	0	0	126	0	0	0	0	0	0	0	0	0	0	0	126
Other (Specify)	4	0	0	11	0	0	0	0	0	0	0	0	0	0	0	11
Don't know	8	0	0	5	0	0	0	0	0	0	0	0	0	0	0	5
No answer	9	0	0	7	0	0	0	0	0	0	0	0	0	0	0	7
Not applicable	IAP	13626	354	6802	353	5907	10334	2817	2765	2812	4510	2023	2044	1974	2538	58859

REMARKS: PRAYER appeared only on Form 1 in 1974 and 1986. PRAYER and PRAYERX are variants of PRAYER.
See FORM for discussion of the split-half sampling on this question. See Appendix P.

119. A. Which of these statements comes closest to describing your feelings about the Bible? READ FIRST THREE STATEMENTS [(a)-(c)] ONLY. CIRCLE ONLY ONE CODE.

- a. The Bible is the actual word of God and is to be taken literally, word for word1
- b. The Bible is the inspired word of God but not everything in it should be taken literally, word for word2
- c. The Bible is an ancient book of fables, legends, history, and moral precepts recorded by men3

HAND
CARD AF

[VAR: BIBLE]

<u>RESPONSE</u>	<u>PUNCH</u>	<u>YEAR</u>														
		<u>1972-82</u>	<u>1982B</u>	<u>1983-87</u>	<u>1987B</u>	<u>1988-91</u>	<u>1993-98</u>	<u>2000</u>	<u>2002</u>	<u>2004</u>	<u>2006</u>	<u>2008</u>	<u>2010</u>	<u>2012</u>	<u>2014</u>	<u>ALL</u>
Actual word	1	0	0	992	129	1471	2288	783	390	450	1010	639	674	634	814	10274
Inspired word	2	0	0	1259	59	2133	3660	1084	727	627	1363	924	878	865	1095	14674
Ancient book	3	0	0	374	34	690	1172	361	192	219	497	392	414	404	555	5304
Other (Volunteered)	4	0	0	15	0	29	64	23	36	23	73	32	40	30	25	390
Don't know	8	0	0	37	7	92	155	71	24	14	37	23	27	26	29	542
No answer	9	0	0	29	3	24	47	9	3	7	12	13	11	15	20	193
Not applicable	IAP	13626	354	4836	121	1468	2948	486	1393	1472	1518	0	0	0	0	28222

REMARKS: Card AF contained punches 1-3. BIBLE appeared on Forms 1 and 2 in 1984 and 1987 and Form 1 in 1985. See Appendix T, GSS Methodological Report No. 30. See Appendix P.

B. Here are four statements about the Bible, and I'd like you to tell me which is closest to your own view. READ FIRST FOUR STATEMENTS [(a)-(d)] ONLY. CIRCLE ONLY ONE CODE.

HAND
CARD AG

- a. The Bible is God's Word and all it says is true1
- b. The Bible was written by men inspired by God, but it contains some human errors2
- c. The Bible is a good book because it was written by wise men, but God had nothing to do with it3
- d. The Bible was written by men who lived so long ago that it is worth very little today4

[VAR: BIBLEY]

RESPONSE	PUNCH	YEAR														
		1972-82	1982B	1983-87	1987B	1988-91	1993-98	2000	2002	2004	2006	2008	2010	2012	2014	ALL
a. God's word	1	0	0	775	77	0	0	0	0	0	0	0	0	0	0	852
b. Inspired by God	2	0	0	808	33	0	0	0	0	0	0	0	0	0	0	841
c. Good book	3	0	0	99	4	0	0	0	0	0	0	0	0	0	0	103
d. Worth very little	4	0	0	24	2	0	0	0	0	0	0	0	0	0	0	26
Other	5	0	0	12	0	0	0	0	0	0	0	0	0	0	0	12
Don't know	8	0	0	20	2	0	0	0	0	0	0	0	0	0	0	22
No answer	9	0	0	29	3	0	0	0	0	0	0	0	0	0	0	32
Not applicable	IAP	13626	354	5775	232	5907	10334	2817	2765	2812	4510	2023	2044	1974	2538	57711

REMARKS: Card AG contained punches 1-4. BIBLEY appeared on Form 3 in 1984 and 1987 and Form 2 in 1984. See BIBLE. See Appendix T, GSS Methodological Report No. 30. See Appendix P.

120. People have different images of the world and human nature. We'd like to know the kinds of images you have.

Here is a card with sets of contrasting images. On a scale of 1-7 where would you place your image of the world and human nature between the two contrasting images? (HAND CARD AH)

Look at the first set of contrasting images. If you think that "The world is basically filled with evil and sin," you would place yourself at 1. If you think "There is much goodness in the world which hints at God's goodness" you would place yourself at 7. If you think things are somewhere between these two you would place yourself at 2, 3, 4, 5 or 6. (REPEAT EXAMPLE AS NECESSARY FOR EACH ITEM A-F)

HAND CARD AH

Where would you place your image of the world on the scale for . . . ?
(READ EACH SET AND CIRCLE ONE CODE FOR EACH)

[VAR: WORLD1]

RESPONSE	PUNCH	YEAR														
		1972-82	1982B	1983-87	1987B	1988-91	1993-98	2000	2002	2004	2006	2008	2010	2012	2014	ALL
1 - World evil	1	0	0	188	55	290	310	71	38	0	0	0	0	0	0	952
2	2	0	0	87	22	172	218	74	26	0	0	0	0	0	0	599
3	3	0	0	220	39	338	530	135	75	0	0	0	0	0	0	1337
4	4	0	0	825	83	1336	1658	503	253	0	0	0	0	0	0	4658
5	5	0	0	704	45	1138	1354	465	212	0	0	0	0	0	0	3918
6	6	0	0	393	26	677	878	327	139	0	0	0	0	0	0	2440
7 - Much goodness	7	0	0	529	78	673	771	278	148	0	0	0	0	0	0	2477
Don't know	8	0	0	7	0	12	13	4	14	0	0	0	0	0	0	50
No answer	9	0	0	47	5	138	67	20	3	0	0	0	0	0	0	280
Not applicable	IAP	13626	354	4542	0	1133	4535	940	1857	2812	4510	2023	2044	1974	2538	42888

[VAR: WORLD2]

RESPONSE	PUNCH	YEAR														
		1972-82	1982B	1983-87	1987B	1988-91	1993-98	2000	2002	2004	2006	2008	2010	2012	2014	ALL
1 - Be involved	1	0	0	341	0	0	0	0	0	0	0	0	0	0	0	341
2	2	0	0	197	0	0	0	0	0	0	0	0	0	0	0	197
3	3	0	0	243	0	0	0	0	0	0	0	0	0	0	0	243
4	4	0	0	415	0	0	0	0	0	0	0	0	0	0	0	415
5	5	0	0	121	0	0	0	0	0	0	0	0	0	0	0	121
6	6	0	0	61	0	0	0	0	0	0	0	0	0	0	0	61
7 - Avoid contamination	7	0	0	127	0	0	0	0	0	0	0	0	0	0	0	127
Don't know	8	0	0	9	0	0	0	0	0	0	0	0	0	0	0	9
No answer	9	0	0	20	0	0	0	0	0	0	0	0	0	0	0	20
No applicable	IAP	13626	354	6008	353	5907	10334	2817	2765	2812	4510	2023	2044	1974	2538	58065

[VAR: WORLD3]

<u>RESPONSE</u>	<u>PUNCH</u>	<u>YEAR</u>														
		<u>1972-82</u>	<u>1982B</u>	<u>1983-87</u>	<u>1987B</u>	<u>1988-91</u>	<u>1993-98</u>	<u>2000</u>	<u>2002</u>	<u>2004</u>	<u>2006</u>	<u>2008</u>	<u>2010</u>	<u>2012</u>	<u>2014</u>	<u>ALL</u>
1 - God removed	1	0	0	61	0	0	0	0	0	0	0	0	0	0	0	61
2	2	0	0	33	0	0	0	0	0	0	0	0	0	0	0	33
3	3	0	0	39	0	0	0	0	0	0	0	0	0	0	0	39
4	4	0	0	297	0	0	0	0	0	0	0	0	0	0	0	297
5	5	0	0	279	0	0	0	0	0	0	0	0	0	0	0	279
6	6	0	0	237	0	0	0	0	0	0	0	0	0	0	0	237
7 - God reveals	7	0	0	530	0	0	0	0	0	0	0	0	0	0	0	530
Don't know	8	0	0	23	0	0	0	0	0	0	0	0	0	0	0	23
No answer	9	0	0	35	0	0	0	0	0	0	0	0	0	0	0	35
Not applicable	IAP	13626	354	6008	353	5907	10334	2817	2765	2812	4510	2023	2044	1974	2538	58065

[VAR: WORLD4]

<u>RESPONSE</u>	<u>PUNCH</u>	<u>YEAR</u>														
		<u>1972-82</u>	<u>1982B</u>	<u>1983-87</u>	<u>1987B</u>	<u>1988-91</u>	<u>1993-98</u>	<u>2000</u>	<u>2002</u>	<u>2004</u>	<u>2006</u>	<u>2008</u>	<u>2010</u>	<u>2012</u>	<u>2014</u>	<u>ALL</u>
1 - Basically good	1	0	0	738	72	885	614	0	0	0	0	0	0	0	0	2309
2	2	0	0	591	39	988	796	0	0	0	0	0	0	0	0	2414
3	3	0	0	550	38	860	743	0	0	0	0	0	0	0	0	2191
4	4	0	0	595	98	1165	999	0	0	0	0	0	0	0	0	2857
5	5	0	0	186	39	332	336	0	0	0	0	0	0	0	0	893
6	6	0	0	81	15	168	135	0	0	0	0	0	0	0	0	399
7 - Perverse and corrupt	7	0	0	200	45	242	233	0	0	0	0	0	0	0	0	720
Don't know	8	0	0	6	0	10	11	0	0	0	0	0	0	0	0	27
No answer	9	0	0	53	7	124	39	0	0	0	0	0	0	0	0	223
Not applicable	IAP	13626	354	4542	0	1133	6428	2817	2765	2812	4510	2023	2044	1974	2538	47566

[VAR: WORLD5]

<u>RESPONSE</u>	<u>PUNCH</u>	<u>YEAR</u>														
		<u>1972-82</u>	<u>1982B</u>	<u>1983-87</u>	<u>1987B</u>	<u>1988-91</u>	<u>1993-98</u>	<u>2000</u>	<u>2002</u>	<u>2004</u>	<u>2006</u>	<u>2008</u>	<u>2010</u>	<u>2012</u>	<u>2014</u>	<u>ALL</u>
1 - Learn about God	1	0	0	465	0	0	0	0	0	0	0	0	0	0	0	465
2	2	0	0	303	0	0	0	0	0	0	0	0	0	0	0	303
3	3	0	0	258	0	0	0	0	0	0	0	0	0	0	0	258
4	4	0	0	334	0	0	0	0	0	0	0	0	0	0	0	334
5	5	0	0	53	0	0	0	0	0	0	0	0	0	0	0	53
6	6	0	0	25	0	0	0	0	0	0	0	0	0	0	0	25
7 - Worldly things	7	0	0	48	0	0	0	0	0	0	0	0	0	0	0	48
Don't know	8	0	0	18	0	0	0	0	0	0	0	0	0	0	0	18
No answer	9	0	0	30	0	0	0	0	0	0	0	0	0	0	0	30
Not applicable	IAP	13626	354	6008	353	5907	10334	2817	2765	2812	4510	2023	2044	1974	2538	58065

[VAR: WORLD6]

<u>RESPONSE</u>	<u>PUNCH</u>	<u>YEAR</u>														
		<u>1972-82</u>	<u>1982B</u>	<u>1983-87</u>	<u>1987B</u>	<u>1988-91</u>	<u>1993-98</u>	<u>2000</u>	<u>2002</u>	<u>2004</u>	<u>2006</u>	<u>2008</u>	<u>2010</u>	<u>2012</u>	<u>2014</u>	<u>ALL</u>
1 - Strife and disorder	1	0	0	163	0	0	0	0	0	0	0	0	0	0	0	163
2	2	0	0	128	0	0	0	0	0	0	0	0	0	0	0	128
3	3	0	0	215	0	0	0	0	0	0	0	0	0	0	0	215
4	4	0	0	565	0	0	0	0	0	0	0	0	0	0	0	565
5	5	0	0	242	0	0	0	0	0	0	0	0	0	0	0	242
6	6	0	0	83	0	0	0	0	0	0	0	0	0	0	0	83
7 - Harmony and cooperation	7	0	0	102	0	0	0	0	0	0	0	0	0	0	0	102
Don't know	8	0	0	13	0	0	0	0	0	0	0	0	0	0	0	13
No answer	9	0	0	23	0	0	0	0	0	0	0	0	0	0	0	23
Not applicable	IAP	13626	354	6008	353	5907	10334	2817	2765	2812	4510	2023	2044	1974	2538	58065

[VAR: WORLD7]

<u>RESPONSE</u>	<u>PUNCH</u>	<u>YEAR</u>														
		<u>1972-82</u>	<u>1982B</u>	<u>1983-87</u>	<u>1987B</u>	<u>1988-91</u>	<u>1993-98</u>	<u>2000</u>	<u>2002</u>	<u>2004</u>	<u>2006</u>	<u>2008</u>	<u>2010</u>	<u>2012</u>	<u>2014</u>	<u>ALL</u>
1 - Achievement	1	0	0	401	0	0	0	0	0	0	0	0	0	0	0	401
2	2	0	0	292	0	0	0	0	0	0	0	0	0	0	0	292
3	3	0	0	297	0	0	0	0	0	0	0	0	0	0	0	297
4	4	0	0	300	0	0	0	0	0	0	0	0	0	0	0	300
5	5	0	0	86	0	0	0	0	0	0	0	0	0	0	0	86
6	6	0	0	42	0	0	0	0	0	0	0	0	0	0	0	42
7 - Vain and foolish	7	0	0	60	0	0	0	0	0	0	0	0	0	0	0	60
Don't know	8	0	0	20	0	0	0	0	0	0	0	0	0	0	0	20
No answer	9	0	0	36	0	0	0	0	0	0	0	0	0	0	0	36
Not applicable	IAP	13626	354	6008	353	5907	10334	2817	2765	2812	4510	2023	2044	1974	2538	58065

REMARKS: CARD AH contained items A-G with seven-point scales as presented above.

121. I'd like to get your feelings toward groups that are in the news these days. I will use something we call the feeling thermometer, and here is how it works:

I'll read the names of a group and I'd like you to rate that group using the feeling thermometer. Ratings between 50 degrees and 100 degrees mean that you feel favorable and warm toward the group. Ratings between 0 degrees and 50 degrees mean that you don't feel favorable toward the group and that you don't care too much for that group.

HAND
CARD AI

If we come to a group whose name you don't recognize, you don't need to rate that group. Just tell me and we'll move on to the next one.

If you do recognize the name, but you don't feel particularly warm or cold toward the group, you would rate the group at the 50 degree mark.

Our first group is liberals. How would you rate this group using the thermometer?

A. Liberals

[VAR: LIBTEMP]

RESPONSE	PUNCH	YEAR														
		1972-82	1982B	1983-87	1987B	1988-91	1993-98	2000	2002	2004	2006	2008	2010	2012	2014	ALL
0 - 9°	0-9	0	0	54	0	83	0	0	0	0	0	0	0	0	0	137
10 - 19°	10-19	0	0	46	0	65	0	0	0	0	0	0	0	0	0	111
20 - 29°	20-29	0	0	19	0	21	0	0	0	0	0	0	0	0	0	40
30 - 39°	30-39	0	0	92	0	155	0	0	0	0	0	0	0	0	0	247
40 - 49°	40-49	0	0	194	0	192	0	0	0	0	0	0	0	0	0	386
50 - 59°	50-59	0	0	300	0	732	0	0	0	0	0	0	0	0	0	1032
60 - 69°	60-69	0	0	299	0	350	0	0	0	0	0	0	0	0	0	649
70 - 79°	70-79	0	0	209	0	360	0	0	0	0	0	0	0	0	0	569
80 - 89°	80-89	0	0	92	0	164	0	0	0	0	0	0	0	0	0	256
90 -100°	90-100	0	0	46	0	106	0	0	0	0	0	0	0	0	0	152
Don't know	998	0	0	99	0	223	0	0	0	0	0	0	0	0	0	322
No answer	999	0	0	20	0	36	0	0	0	0	0	0	0	0	0	56
Not applicable	IAP	13626	354	6072	353	3420	10334	2817	2765	2812	4510	2023	2044	1974	2538	55642

B. Conservatives

[VAR: CONTEMP]

RESPONSE	PUNCH	YEAR														
		1972-82	1982B	1983-87	1987B	1988-91	1993-98	2000	2002	2004	2006	2008	2010	2012	2014	ALL
0 - 9°	0-9	0	0	21	0	48	0	0	0	0	0	0	0	0	0	69
10 - 19°	10-19	0	0	32	0	52	0	0	0	0	0	0	0	0	0	84
20 - 29°	20-29	0	0	9	0	15	0	0	0	0	0	0	0	0	0	24
30 - 39°	30-39	0	0	66	0	113	0	0	0	0	0	0	0	0	0	179
40 - 49°	40-49	0	0	153	0	203	0	0	0	0	0	0	0	0	0	356
50 - 59°	50-59	0	0	246	0	647	0	0	0	0	0	0	0	0	0	893
60 - 69°	60-69	0	0	362	0	446	0	0	0	0	0	0	0	0	0	808
70 - 79°	70-79	0	0	253	0	393	0	0	0	0	0	0	0	0	0	646
80 - 89°	80-89	0	0	150	0	245	0	0	0	0	0	0	0	0	0	395
90 -100°	90-100	0	0	58	0	88	0	0	0	0	0	0	0	0	0	146
Don't know	998	0	0	102	0	202	0	0	0	0	0	0	0	0	0	304
No answer	999	0	0	18	0	35	0	0	0	0	0	0	0	0	0	53
Not applicable	IAP	13626	354	6072	353	3420	10334	2817	2765	2812	4510	2023	2044	1974	2538	55642

C. Protestants

[VAR: PROTTEMP]

RESPONSE	PUNCH	YEAR														
		1972-82	1982B	1983-87	1987B	1988-91	1993-98	2000	2002	2004	2006	2008	2010	2012	2014	ALL
0 - 9°	0-9	0	0	12	0	22	0	0	0	14	0	0	0	0	0	48
10 - 19°	10-19	0	0	10	0	22	0	0	0	5	0	0	0	0	0	37
20 - 29°	20-29	0	0	4	0	12	0	0	0	7	0	0	0	0	0	23
30 - 39°	30-39	0	0	15	0	29	0	0	0	10	0	0	0	0	0	54
40 - 49°	40-49	0	0	49	0	58	0	0	0	16	0	0	0	0	0	123
50 - 59°	50-59	0	0	246	0	627	0	0	0	323	0	0	0	0	0	1196
60 - 69°	60-69	0	0	227	0	223	0	0	0	52	0	0	0	0	0	502
70 - 79°	70-79	0	0	287	0	473	0	0	0	118	0	0	0	0	0	878
80 - 89°	80-89	0	0	292	0	452	0	0	0	129	0	0	0	0	0	873
90 -100°	90-100	0	0	255	0	408	0	0	0	136	0	0	0	0	0	799
Don't know	998	0	0	54	0	129	0	0	0	51	0	0	0	0	0	234
No answer	999	0	0	19	0	32	0	0	0	12	0	0	0	0	0	63
Not applicable	IAP	13626	354	6072	353	3420	10334	2817	2765	1939	4510	2023	2044	1974	2538	54769

D. Catholics

[VAR: CATHTEMP]

RESPONSE	PUNCH	YEAR														
		1972-82	1982B	1983-87	1987B	1988-91	1993-98	2000	2002	2004	2006	2008	2010	2012	2014	ALL
0 - 9°	0-9	0	0	21	0	41	0	0	0	21	0	0	0	0	0	83
10 - 19°	10-19	0	0	17	0	38	0	0	0	11	0	0	0	0	0	66
20 - 29°	20-29	0	0	4	0	9	0	0	0	15	0	0	0	0	0	28
30 - 39°	30-39	0	0	32	0	51	0	0	0	22	0	0	0	0	0	105
40 - 49°	40-49	0	0	87	0	95	0	0	0	47	0	0	0	0	0	229
50 - 59°	50-59	0	0	210	0	603	0	0	0	259	0	0	0	0	0	1072
60 - 69°	60-69	0	0	260	0	286	0	0	0	84	0	0	0	0	0	630
70 - 79°	70-79	0	0	292	0	450	0	0	0	126	0	0	0	0	0	868
80 - 89°	80-89	0	0	277	0	430	0	0	0	109	0	0	0	0	0	816
90 -100°	90-100	0	0	210	0	334	0	0	0	130	0	0	0	0	0	674
Don't know	998	0	0	42	0	120	0	0	0	34	0	0	0	0	0	196
No answer	999	0	0	18	0	30	0	0	0	15	0	0	0	0	0	63
Not applicable	IAP	13626	354	6072	353	3420	10334	2817	2765	1939	4510	2023	2044	1974	2538	54769

E. Jews

[VAR: JEWTEMP]

RESPONSE	PUNCH	YEAR														
		1972-82	1982B	1983-87	1987B	1988-91	1993-98	2000	2002	2004	2006	2008	2010	2012	2014	ALL
0 - 9°	0-9	0	0	35	0	45	0	0	0	18	0	0	0	0	0	98
10 - 19°	10-19	0	0	24	0	45	0	0	0	12	0	0	0	0	0	81
20 - 29°	20-29	0	0	10	0	24	0	0	0	5	0	0	0	0	0	39
30 - 39°	30-39	0	0	39	0	65	0	0	0	9	0	0	0	0	0	113
40 - 49°	40-49	0	0	95	0	113	0	0	0	19	0	0	0	0	0	227
50 - 59°	50-59	0	0	273	0	787	0	0	0	354	0	0	0	0	0	1414
60 - 69°	60-69	0	0	261	0	288	0	0	0	85	0	0	0	0	0	634
70 - 79°	70-79	0	0	319	0	418	0	0	0	129	0	0	0	0	0	866
80 - 89°	80-89	0	0	210	0	318	0	0	0	106	0	0	0	0	0	634
90 -100°	90-100	0	0	120	0	191	0	0	0	70	0	0	0	0	0	381
Don't know	998	0	0	65	0	159	0	0	0	47	0	0	0	0	0	271
No answer	999	0	0	19	0	34	0	0	0	19	0	0	0	0	0	72
Not applicable	IAP	13626	354	6072	353	3420	10334	2817	2765	1939	4510	2023	2044	1974	2538	54769

F. Muslims

[VAR: MSLMTEMP]

RESPONSE	PUNCH	YEAR														
		1972-82	1982B	1983-87	1987B	1988-91	1993-98	2000	2002	2004	2006	2008	2010	2012	2014	ALL
0 - 9°	0-9	0	0	0	0	0	0	0	0	59	0	0	0	0	0	59
10 - 19°	10-19	0	0	0	0	0	0	0	0	50	0	0	0	0	0	50
20 - 29°	20-29	0	0	0	0	0	0	0	0	17	0	0	0	0	0	17
30 - 39°	30-39	0	0	0	0	0	0	0	0	48	0	0	0	0	0	48
40 - 49°	40-49	0	0	0	0	0	0	0	0	72	0	0	0	0	0	72
50 - 59°	50-59	0	0	0	0	0	0	0	0	334	0	0	0	0	0	334
60 - 69°	60-69	0	0	0	0	0	0	0	0	65	0	0	0	0	0	65
70 - 79°	70-79	0	0	0	0	0	0	0	0	79	0	0	0	0	0	79
80 - 89°	80-89	0	0	0	0	0	0	0	0	39	0	0	0	0	0	39
90 -100°	90-100	0	0	0	0	0	0	0	0	30	0	0	0	0	0	30
Don't know	998	0	0	0	0	0	0	0	0	63	0	0	0	0	0	63
No answer	999	0	0	0	0	0	0	0	0	17	0	0	0	0	0	17
Not applicable	IAP	13626	354	7542	353	5907	10334	2817	2765	1939	4510	2023	2044	1974	2538	58726

REMARKS: These variables code exact degree mentioned. The collapsed numbers above are for convenience of display only. CARD AI pictures a thermometer with the following labels: 0-very cold or unfavorable feeling, 15-quite cold or unfavorable feeling, 30-fairly cold or unfavorable feeling, 40-a bit more cold or unfavorable feeling, 50-no feeling at all, 60-a bit more warm or favorable feeling, 70-fairly warm or favorable, 85-quite warm or favorable feeling, 100--very warm or favorable feeling. See Appendix N for changes across surveys. If planning to perform trend analysis with these variables, please consult GSS Methodological Report No. 56.

122. A. IF CATHOLIC RESPONDENT, ASK FEPRIEST. OTHERS GO TO FECLERGY.

As I read this statement, will you tell me whether you agree strongly, agree somewhat, disagree somewhat, or disagree strongly?

It would be a good thing if women were allowed to be ordained as priests.

[VAR: FEPRIEST]

RESPONSE	PUNCH	YEAR														
		<u>1972-82</u>	<u>1982B</u>	<u>1983-87</u>	<u>1987B</u>	<u>1988-91</u>	<u>1993-98</u>	<u>2000</u>	<u>2002</u>	<u>2004</u>	<u>2006</u>	<u>2008</u>	<u>2010</u>	<u>2012</u>	<u>2014</u>	<u>ALL</u>
Agree strongly	1	0	0	88	0	0	0	0	0	0	0	0	0	0	0	88
Agree somewhat	2	0	0	111	0	0	0	0	0	0	0	0	0	0	0	111
Disagree somewhat	3	0	0	58	0	0	0	0	0	0	0	0	0	0	0	58
Disagree strongly	4	0	0	105	0	0	0	0	0	0	0	0	0	0	0	105
No opinion	8	0	0	14	0	0	0	0	0	0	0	0	0	0	0	14
No answer	9	0	0	6	0	0	0	0	0	0	0	0	0	0	0	6
Not applicable (Not Punch 2 in RELIG)	IAP	13626	354	7160	353	5907	10334	2817	2765	2812	4510	2023	2044	1974	2538	59217

B. ASK NON-CATHOLICS ONLY.

Do you favor or oppose women as pastors, ministers, priests, or rabbis in your own faith or denomination?

[VAR: FECLERGY]

RESPONSE	PUNCH	YEAR														
		<u>1972-82</u>	<u>1982B</u>	<u>1983-87</u>	<u>1987B</u>	<u>1988-91</u>	<u>1993-98</u>	<u>2000</u>	<u>2002</u>	<u>2004</u>	<u>2006</u>	<u>2008</u>	<u>2010</u>	<u>2012</u>	<u>2014</u>	<u>ALL</u>
Favor	1	0	0	617	0	0	0	0	0	0	0	0	0	0	0	617
Oppose	2	0	0	356	0	0	0	0	0	0	0	0	0	0	0	356
No opinion	8	0	0	85	0	0	0	0	0	0	0	0	0	0	0	85
No answer	9	0	0	33	0	0	0	0	0	0	0	0	0	0	0	33
Not applicable (Punch 2 in RELIG)	IAP	13626	354	6451	353	5907	10334	2817	2765	2812	4510	2023	2044	1974	2538	58508

123. Using the school grading system of A, B, C, D, and F for Fail, how do you rate your church or religious group in meeting your spiritual needs?

[VAR: RELGRADE]

RESPONSE	PUNCH	YEAR														
		1972-82	1982B	1983-87	1987B	1988-91	1993-98	2000	2002	2004	2006	2008	2010	2012	2014	ALL
A	1	0	0	0	0	278	0	0	0	0	0	0	0	0	0	278
B	2	0	0	0	0	287	0	0	0	0	0	0	0	0	0	287
C	3	0	0	0	0	182	0	0	0	0	0	0	0	0	0	182
D	4	0	0	0	0	45	0	0	0	0	0	0	0	0	0	45
F	5	0	0	0	0	33	0	0	0	0	0	0	0	0	0	33
Don't belong to church or religious group	6	0	0	0	0	125	0	0	0	0	0	0	0	0	0	125
Don't know	8	0	0	0	0	51	0	0	0	0	0	0	0	0	0	51
No answer	9	0	0	0	0	5	0	0	0	0	0	0	0	0	0	5
Not applicable	IAP	13626	354	7542	353	4901	10334	2817	2765	2812	4510	2023	2044	1974	2538	58593

124. A. Do you think there should be laws against marriages between (Negroes/Blacks/African-Americans) and whites?

[VAR: RACMAR]

RESPONSE	PUNCH	YEAR														
		1972-82	1982B	1983-87	1987B	1988-91	1993-98	2000	2002	2004	2006	2008	2010	2012	2014	ALL
Yes	1	3618	23	1071	32	766	859	172	88	0	0	0	0	0	0	6629
No	2	7098	317	3220	306	3027	5834	1525	828	0	0	0	0	0	0	22155
Don't know	8	255	12	115	14	114	172	47	7	0	0	0	0	0	0	736
No answer	9	38	2	67	1	13	11	6	1	0	0	0	0	0	0	139
Not applicable (Black)	IAP	2617	0	3069	0	1987	3458	1067	1841	2812	4510	2023	2044	1974	2538	29940

REMARKS: In the 1972-1977 surveys, RACMAR, RACDIN, RACPUSH, RACOPEN, RACLIVE, and RACHOME were asked of non-blacks only. On the 1978-96 surveys those questions were asked of all respondents. RACPRES was asked of non-blacks only in 1972, 1975 and 1977 and of all in 1974, 1978-96, 2008, and 2010. See Appendix N for details.

B. Now thinking about ten years ago, that is in 1972, did you then think there should be laws against marriages between (Negroes/Blacks) and whites?

[VAR: RACMAR10]

<u>RESPONSE</u>	<u>PUNCH</u>	<u>YEAR</u>														
		<u>1972-82</u>	<u>1982B</u>	<u>1983-87</u>	<u>1987B</u>	<u>1988-91</u>	<u>1993-98</u>	<u>2000</u>	<u>2002</u>	<u>2004</u>	<u>2006</u>	<u>2008</u>	<u>2010</u>	<u>2012</u>	<u>2014</u>	<u>ALL</u>
Yes	1	542	43	0	0	0	0	0	0	0	0	0	0	0	0	585
No	2	876	285	0	0	0	0	0	0	0	0	0	0	0	0	1161
Don't know	8	76	21	0	0	0	0	0	0	0	0	0	0	0	0	97
No answer	9	12	5	0	0	0	0	0	0	0	0	0	0	0	0	17
Not applicable	IAP	12120	0	7542	353	5907	10334	2817	2765	2812	4510	2023	2044	1974	2538	57739

REMARKS: See Appendix N for across survey changes. See Appendix T, GSS Methodological Report No. 22.

125. How strongly would you object if a member of your family wanted to bring a (Negro/Black) friend home to dinner?
Would you object strongly, mildly, or not at all?

[VAR: RACDIN]

<u>RESPONSE</u>	<u>PUNCH</u>	<u>YEAR</u>														
		<u>1972-82</u>	<u>1982B</u>	<u>1983-87</u>	<u>1987B</u>	<u>1988-91</u>	<u>1993-98</u>	<u>2000</u>	<u>2002</u>	<u>2004</u>	<u>2006</u>	<u>2008</u>	<u>2010</u>	<u>2012</u>	<u>2014</u>	<u>ALL</u>
Strongly	1	1126	4	166	0	0	0	0	0	0	0	0	0	0	0	1296
Mildly	2	1376	22	239	0	0	0	0	0	0	0	0	0	0	0	1637
Not at all	3	6989	323	1788	0	0	0	0	0	0	0	0	0	0	0	9100
Don't know	8	160	4	21	0	0	0	0	0	0	0	0	0	0	0	185
No answer	9	31	1	10	0	0	0	0	0	0	0	0	0	0	0	42
Not applicable (Black)	IAP	3944	0	5318	353	5907	10334	2817	2765	2812	4510	2023	2044	1974	2538	47339

REMARKS: See Appendix N for across survey changes. RACDIN appeared only on Form 1 in 1985. See Appendix P.

In the 1972-1977 surveys, RACMAR, RACDIN, RACPUSH, RACOPEN, RACLIVE, and RACHOME were asked of non-blacks only.

On the 1978-96 surveys those questions were asked of all respondents. RACPRES was asked of non-blacks only in

1972, 1975 and 1977 and of all in 1974, 1978-96, 2008, and 2010. See Appendix N for details.

126. Here are some opinions other people have expressed in connection with (Negro/Black)-white relations. Which statement on the card comes closest to how you, yourself, feel?

HAND
CARD AJ

The first one is . . .

A. (Negroes/Blacks/African-Americans) shouldn't push themselves where they're not wanted.

[VAR: RACPUSH]

RESPONSE	PUNCH	YEAR														
		1972-82	1982B	1983-87	1987B	1988-91	1993-98	2000	2002	2004	2006	2008	2010	2012	2014	ALL
Agree strongly	1	3777	64	566	0	0	778	269	126	0	0	0	0	0	0	5580
Agree slightly	2	2785	54	681	0	0	1317	403	178	0	0	0	0	0	0	5418
Disagree slightly	3	1616	54	478	0	0	1266	379	225	0	0	0	0	0	0	4018
Disagree strongly	4	1220	170	435	0	0	1705	582	317	0	0	0	0	0	0	4429
No opinion	8	261	9	50	0	0	235	104	74	0	0	0	0	0	0	733
No answer	9	39	3	14	0	0	16	13	4	0	0	0	0	0	0	89
Not applicable (Black)	IAP	3928	0	5318	353	5907	5017	1067	1841	2812	4510	2023	2044	1974	2538	39332

REMARKS: In the 1972-1977 surveys, RACMAR, RACDIN, RACPUSH, RACOPEN, RACLIVE, and RACHOME were asked of non-blacks only. On the 1978-96 surveys those questions were asked of all respondents. RACPRES was asked of non-blacks only in 1972, 1975 and 1977 and of all in 1974, 1978-96, 2008, and 2010. See Appendix N for details.

B. White people have a right to keep (Negroes/Blacks/African-Americans) out of their neighborhoods if they want to, and (Negroes/Blacks/African-Americans) should respect that right.

[VAR: RACSEG]

RESPONSE	PUNCH	YEAR														
		1972-82	1982B	1983-87	1987B	1988-91	1993-98	2000	2002	2004	2006	2008	2010	2012	2014	ALL
Agree strongly	1	1279	18	431	20	290	194	0	0	0	0	0	0	0	0	2232
Agree slightly	2	1148	21	640	12	503	365	0	0	0	0	0	0	0	0	2689
Disagree slightly	3	1852	31	1166	35	903	867	0	0	0	0	0	0	0	0	4854
Disagree strongly	4	2503	278	2119	275	2108	2493	0	0	0	0	0	0	0	0	9776
No opinion	8	247	4	97	10	102	94	0	0	0	0	0	0	0	0	554
No answer	9	21	2	20	1	14	9	0	0	0	0	0	0	0	0	67
Not applicable	IAP	6576	0	3069	0	1987	6312	2817	2765	2812	4510	2023	2044	1974	2538	39427

REMARKS: CARD AJ contained the responses for punches 1-4. RACPUSH appeared only on Form 1 in 1985. See Appendix N for across survey changes. See Appendix P.

127. Suppose there is a community-wide vote on the general housing issue. There are two possible laws to vote on (READ CATEGORIES A & B). Which law would you vote for?

HAND CARD AK

[VAR: RACOPEN]

<u>RESPONSE</u>	<u>PUNCH</u>	<u>YEAR</u>														
		<u>1972-82</u>	<u>1982B</u>	<u>1983-87</u>	<u>1987B</u>	<u>1988-91</u>	<u>1993-98</u>	<u>2000</u>	<u>2002</u>	<u>2004</u>	<u>2006</u>	<u>2008</u>	<u>2010</u>	<u>2012</u>	<u>2014</u>	<u>ALL</u>
A. One law says that a homeowner can decide for himself whom to sell his house to, even if he prefers not to sell to (Negroes/Blacks/African-Americans)	1	4190	0	2760	62	1669	1247	0	0	289	542	342	307	334	411	12153
B. The second law says that a homeowner cannot refuse to sell to someone because of their race or color	2	2598	0	3016	276	2535	2582	0	0	592	1353	937	916	930	1252	16987
Neither (Vol.)	3	98	0	101	6	97	118	0	0	0	94	59	52	33	42	700
Don't know	8	111	0	98	8	91	70	0	0	13	8	11	4	7	6	427
No answer	9	21	0	33	1	29	29	0	0	4	6	3	2	4	3	135
Not applicable (Black)	IAP	6608	354	1534	0	1486	6288	2817	2765	1914	2507	671	763	666	824	29197

REMARKS: See Appendix N for across survey changes. CARD AK contained options A and B. In the 1972-1977 surveys, RACMAR, RACDIN, RACPUSH, RACOPEN, RACLIVE, and RACHOME were asked of non-blacks only. On the 1978-96 surveys those questions were asked of all respondents. RACPRES was asked of non-blacks only in 1972, 1975 and 1977 and of all in 1974, 1978-96, 2008, and 2010. See Appendix N for details.

128. Are there any ("whites" for black respondents, "blacks" for non-black respondents) living in this neighborhood now?

[VAR: RACLIVE]

RESPONSE	PUNCH	YEAR														
		1972-82	1982B	1983-87	1987B	1988-91	1993-98	2000	2002	2004	2006	2008	2010	2012	2014	ALL
Yes (ASK RACCLOS - RACINTEG)	1	5138	232	3629	284	3107	6295	1791	933	853	1973	1366	1361	1374	1831	30167
No (GO TO RACOBJCT)	2	6921	111	3622	59	2483	3412	831	365	431	927	580	596	517	587	21442
Don't know (GO TO RACOBJCT)	8	465	9	266	9	283	521	150	49	55	91	77	85	82	118	2260
No answer	9	17	2	25	1	34	106	45	23	1	1	0	2	1	2	260
Not applicable (Black)	IAP	1085	0	0	0	0	0	0	1395	1472	1518	0	0	0	0	5470

REMARKS: In the 1972-1977 surveys, RACMAR, RACDIN, RACPUSH, RACOPEN, RACLIVE, and RACHOME were asked of non-blacks only. On the 1978-96 surveys those questions were asked of all respondents. RACPRES was asked of non-blacks only in 1972, 1975 and 1977 and of all in 1974, 1978-96, 2008, and 2010. See Appendix N for details.

A. Are there any (Negro/Black/African-American) families living close to you?

[VAR: RACCLOS]

RESPONSE	PUNCH	YEAR														
		1972-82	1982B	1983-87	1987B	1988-91	1993-98	2000	2002	2004	2006	2008	2010	2012	2014	ALL
Yes	1	3682	201	2822	274	2340	1032	0	0	0	0	0	0	0	0	10351
No	2	1418	31	1501	72	719	335	0	0	0	0	0	0	0	0	4076
Don't know	8	4	0	4	0	7	8	0	0	0	0	0	0	0	0	23
No answer	9	50	2	91	7	75	41	0	0	0	0	0	0	0	0	266
Not applicable (Black and punches 2,8 in RACLIVE)	IAP	8472	120	3124	0	2766	8418	2817	2765	2812	4510	2023	2044	1974	2538	44383

B. How many blocks (or miles) away do they (the [Negro/Black/African-American] families who live closest to you) live?

[VAR: RACDIS]

<u>RESPONSE</u>	<u>PUNCH</u>	<u>YEAR</u>														
		<u>1972-82</u>	<u>1982B</u>	<u>1983-87</u>	<u>1987B</u>	<u>1988-91</u>	<u>1993-98</u>	<u>2000</u>	<u>2002</u>	<u>2004</u>	<u>2006</u>	<u>2008</u>	<u>2010</u>	<u>2012</u>	<u>2014</u>	<u>ALL</u>
On this block, a few doors/houses away	1	2181	156	1887	205	1579	734	0	0	0	0	0	0	0	0	6742
1-3 blocks away, under 1/4 mile	2	1790	50	1141	78	984	402	0	0	0	0	0	0	0	0	4445
4-8 blocks away, 1/4 to 1 mile	3	759	20	526	39	319	136	0	0	0	0	0	0	0	0	1799
Over 8 blocks away, over 1 mile	4	337	1	714	21	172	85	0	0	0	0	0	0	0	0	1330
Don't know	8	16	0	14	0	13	16	0	0	0	0	0	0	0	0	59
No answer	9	71	7	136	10	74	43	0	0	0	0	0	0	0	0	341
Not applicable	IAP	8472	120	3124	0	2766	8918	2817	2765	2812	4510	2023	2044	1974	2538	44883

C. Do you think this neighborhood will become all (Negro/Black/African-American) in the next few years, or will it remain integrated?

[VAR: RACINTEG]

<u>RESPONSE</u>	<u>PUNCH</u>	<u>YEAR</u>														
		<u>1972-82</u>	<u>1982B</u>	<u>1983-87</u>	<u>1987B</u>	<u>1988-91</u>	<u>1993-98</u>	<u>2000</u>	<u>2002</u>	<u>2004</u>	<u>2006</u>	<u>2008</u>	<u>2010</u>	<u>2012</u>	<u>2014</u>	<u>ALL</u>
All Negro/Black	1	316	54	200	48	166	68	0	0	0	0	0	0	0	0	852
Remain integrated	2	4532	156	3256	225	2808	1278	0	0	0	0	0	0	0	0	12255
Mixed, but not Black and White	3	2	0	0	0	0	0	0	0	0	0	0	0	0	0	2
Don't know	8	209	19	119	11	93	46	0	0	0	0	0	0	0	0	497
No answer	9	95	5	79	1	74	24	0	0	0	0	0	0	0	0	278
Not applicable	IAP	8472	120	3888	68	2766	8918	2817	2765	2812	4510	2023	2044	1974	2538	45715

REMARKS: See Appendix N for across survey changes. Note especially changes in 1987. If planning to perform trend analysis with these variables, please consult GSS Methodological Report No. 56.

129. If a Negro with the same income and education as you have, moved into your block, would it make any difference to you?

[VAR: RACOBJCT]

RESPONSE	PUNCH	YEAR														
		1972-82	1982B	1983-87	1987B	1988-91	1993-98	2000	2002	2004	2006	2008	2010	2012	2014	ALL
Yes, would like it	1	17	0	0	0	0	0	0	0	0	0	0	0	0	0	17
No, would not like it	2	186	0	0	0	0	0	0	0	0	0	0	0	0	0	186
No difference	3	1117	0	0	0	0	0	0	0	0	0	0	0	0	0	1117
Don't know	8	29	0	0	0	0	0	0	0	0	0	0	0	0	0	29
No answer	9	3	0	0	0	0	0	0	0	0	0	0	0	0	0	3
Not applicable (Black)	IAP	12274	354	7542	353	5907	10334	2817	2765	2812	4510	2023	2044	1974	2538	58247

130. During the last few years, has anyone in your family brought a friend who was a (Negro/Black/African-American) home for dinner?

[VAR: RACHOME]

RESPONSE	PUNCH	YEAR														
		1972-82	1982B	1983-87	1987B	1988-91	1993-98	2000	2002	2004	2006	2008	2010	2012	2014	ALL
Yes	1	2044	143	1344	175	1180	1508	0	0	0	619	0	0	0	0	7013
No	2	6228	200	3094	176	2692	2481	0	0	0	890	0	0	0	0	15761
Don't know	8	20	7	11	1	24	14	0	0	0	5	0	0	0	0	82
No answer	9	38	4	24	1	24	19	0	0	0	4	0	0	0	0	114
Not applicable (Black)	IAP	5296	0	3069	0	1987	6312	2817	2765	2812	2992	2023	2044	1974	2538	36629

REMARKS: See Appendix N for across survey changes.

In the 1972-1977 surveys, RACMAR, RACDIN, RACPUSH, RACOPEN, RACLIVE, and RACHOME were asked of non-blacks only.

On the 1978-96 surveys those questions were asked of all respondents. RACPRES was asked of non-blacks only in 1972, 1975 and 1977 and of all in 1974, 1978-96, 2008, and 2010. See Appendix N for details.

131. Was the high school you attended all black, integrated - but mostly black, or integrated - but mostly white?

[VAR: RACSCHOL]

RESPONSE	PUNCH	YEAR														
		1972-82	1982B	1983-87	1987B	1988-91	1993-98	2000	2002	2004	2006	2008	2010	2012	2014	ALL
Same schools	1	6541	331	2013	0	0	0	0	0	0	0	0	0	0	0	8885
Separate schools	2	888	10	162	0	0	0	0	0	0	0	0	0	0	0	1060
Don't know	8	160	8	34	0	0	0	0	0	0	0	0	0	0	0	202
No answer	9	27	5	15	0	0	0	0	0	0	0	0	0	0	0	47
Not applicable	IAP	6010	0	5318	353	5907	10334	2817	2765	2812	4510	2023	2044	1974	2538	49405

REMARKS: See Appendix N for across survey changes. RACSCHOL appeared only on Form 1 in 1985. See Appendix P.

132. A. Would you yourself have any objection to sending your children to a school where a few of the children are

[VAR: RACFEW]

<u>RESPONSE</u>	<u>PUNCH</u>	<u>YEAR</u>														
		<u>1972-82</u>	<u>1982B</u>	<u>1983-87</u>	<u>1987B</u>	<u>1988-91</u>	<u>1993-98</u>	<u>2000</u>	<u>2002</u>	<u>2004</u>	<u>2006</u>	<u>2008</u>	<u>2010</u>	<u>2012</u>	<u>2014</u>	<u>ALL</u>
Yes (GO TO BUSING)	1	505	20	212	0	158	147	0	0	0	0	0	0	0	0	1042
No (ASK RACHAF)	2	7771	329	4343	0	4161	3852	0	0	0	0	0	0	0	0	20456
Don't know (ASK RACHAF)	8	76	3	34	0	52	28	0	0	0	0	0	0	0	0	193
No answer	9	30	2	14	0	19	21	0	0	0	0	0	0	0	0	86
Not applicable	IAP	5244	0	2939	353	1517	6286	2817	2765	2812	4510	2023	2044	1974	2538	37822

B. IF NO OR DON'T KNOW TO A: Where half of the children are [Whites/(Negroes/Blacks/African- Americans)?]

[VAR: RACHAF]

<u>RESPONSE</u>	<u>PUNCH</u>	<u>YEAR</u>														
		<u>1972-82</u>	<u>1982B</u>	<u>1983-87</u>	<u>1987B</u>	<u>1988-91</u>	<u>1993-98</u>	<u>2000</u>	<u>2002</u>	<u>2004</u>	<u>2006</u>	<u>2008</u>	<u>2010</u>	<u>2012</u>	<u>2014</u>	<u>ALL</u>
Yes (GO TO BUSING)	1	1517	13	750	0	670	518	0	0	0	0	0	0	0	0	3468
No (ASK RACMOST)	2	6075	316	3517	0	3417	3259	0	0	0	0	0	0	0	0	16584
Don't know (ASK RACMOST)	8	230	3	99	0	117	91	0	0	0	0	0	0	0	0	540
No answer	9	55	2	25	0	28	33	0	0	0	0	0	0	0	0	143
Not applicable (Punch 1 RACFEW)	IAP	5749	20	3151	353	1675	6433	2817	2765	2812	4510	2023	2044	1974	2538	38864

C. IF NO OR DON'T KNOW TO B: Where more than half of the children are [Whites/(Negroes/Blacks/African-Americans)?]

[VAR: RACMOST]

<u>RESPONSE</u>	<u>PUNCH</u>	<u>YEAR</u>														
		<u>1972-82</u>	<u>1982B</u>	<u>1983-87</u>	<u>1987B</u>	<u>1988-91</u>	<u>1993-98</u>	<u>2000</u>	<u>2002</u>	<u>2004</u>	<u>2006</u>	<u>2008</u>	<u>2010</u>	<u>2012</u>	<u>2014</u>	<u>ALL</u>
Yes	1	2520	35	1493	0	1325	1116	0	0	0	0	0	0	0	0	6489
No	2	3390	275	1949	0	1981	2023	0	0	0	0	0	0	0	0	9618
Don't know	8	360	7	160	0	214	189	0	0	0	0	0	0	0	0	930
No answer	9	85	4	39	0	42	53	0	0	0	0	0	0	0	0	223
Not applicable (Punches 1 in RACFEW or 1 in RACHAF)	IAP	7271	33	3901	353	2345	6953	2817	2765	2812	4510	2023	2044	1974	2538	42339

REMARKS: See Appendix N for across survey changes.

ASK EVERYONE:

133. A. In general, do you favor or oppose the busing of (Negro/Black/African-American) and white school children from one school district to another?

[VAR: BUSING]

<u>RESPONSE</u>	<u>PUNCH</u>	<u>YEAR</u>														
		<u>1972-82</u>	<u>1982B</u>	<u>1983-87</u>	<u>1987B</u>	<u>1988-91</u>	<u>1993-98</u>	<u>2000</u>	<u>2002</u>	<u>2004</u>	<u>2006</u>	<u>2008</u>	<u>2010</u>	<u>2012</u>	<u>2014</u>	<u>ALL</u>
Favor	1	1946	191	1132	0	1399	1283	0	0	0	0	0	0	0	0	5951
Oppose	2	8302	145	3259	0	2737	2492	0	0	0	0	0	0	0	0	16935
Don't know	8	365	14	176	0	237	255	0	0	0	0	0	0	0	0	1047
No answer	9	41	4	36	0	17	18	0	0	0	0	0	0	0	0	116
Not applicable	IAP	2972	0	2939	353	1517	6286	2817	2765	2812	4510	2023	2044	1974	2538	35550

B. Now, thinking about ten years ago, that is in 1972, did you then favor or oppose the busing of (Negro/Black) and white school children from one school district to another?

[VAR: BUSING10]

<u>RESPONSE</u>	<u>PUNCH</u>	<u>YEAR</u>														
		<u>1972-82</u>	<u>1982B</u>	<u>1983-87</u>	<u>1987B</u>	<u>1988-91</u>	<u>1993-98</u>	<u>2000</u>	<u>2002</u>	<u>2004</u>	<u>2006</u>	<u>2008</u>	<u>2010</u>	<u>2012</u>	<u>2014</u>	<u>ALL</u>
Favor	1	306	176	0	0	0	0	0	0	0	0	0	0	0	0	482
Oppose	2	1062	134	0	0	0	0	0	0	0	0	0	0	0	0	1196
Don't know	3	132	37	0	0	0	0	0	0	0	0	0	0	0	0	169
No answer	9	6	7	0	0	0	0	0	0	0	0	0	0	0	0	13
Not applicable	IAP	12120	0	7542	353	5907	10334	2817	2765	2812	4510	2023	2044	1974	2538	57739

REMARKS: See Appendix N for changes in question wording across surveys. See Appendix T, GSS Methodological Report No. 22.

134. If your party nominated a (Negro/Black/African-American) for President, would you vote for him if he were qualified for the job?

[VAR: RACPRES]

<u>RESPONSE</u>	<u>PUNCH</u>	<u>YEAR</u>														
		<u>1972-82</u>	<u>1982B</u>	<u>1983-87</u>	<u>1987B</u>	<u>1988-91</u>	<u>1993-98</u>	<u>2000</u>	<u>2002</u>	<u>2004</u>	<u>2006</u>	<u>2008</u>	<u>2010</u>	<u>2012</u>	<u>2014</u>	<u>ALL</u>
Yes	1	6621	344	3794	0	3211	3527	0	0	0	0	1224	1351	0	0	20072
No	2	1494	3	618	0	536	354	0	0	0	0	80	55	0	0	3140
Don't know	8	407	3	170	0	174	149	0	0	0	0	19	17	0	0	939
No answer	9	33	4	21	0	25	18	0	0	0	0	6	7	0	0	114
Not applicable (Black)	IAP	5071	0	2939	353	1961	6286	2817	2765	2812	4510	694	614	1974	2538	35334

REMARKS: See Appendix N for across survey changes.

135. Do you think Negroes should have as good a chance as white people to get any kind of job, or do you think white people should have the first chance at any kind of job?

[VAR: RACJOB]

<u>RESPONSE</u>	<u>PUNCH</u>	<u>YEAR</u>														
		<u>1972-82</u>	<u>1982B</u>	<u>1983-87</u>	<u>1987B</u>	<u>1988-91</u>	<u>1993-98</u>	<u>2000</u>	<u>2002</u>	<u>2004</u>	<u>2006</u>	<u>2008</u>	<u>2010</u>	<u>2012</u>	<u>2014</u>	<u>ALL</u>
As good a chance	1	1289	0	0	0	0	0	0	0	0	0	0	0	0	0	1289
White people first	2	43	0	0	0	0	0	0	0	0	0	0	0	0	0	43
Don't know	8	16	0	0	0	0	0	0	0	0	0	0	0	0	0	16
No answer	9	4	0	0	0	0	0	0	0	0	0	0	0	0	0	4
Not applicable (Black)	IAP	12274	354	7542	353	5907	10334	2817	2765	2812	4510	2023	2044	1974	2538	58247

ASK IN TERMS OF OPPOSITE RACE.

136. Do (Blacks/Negroes/African-Americans)/Whites attend the church that you, yourself, attend most often, or not?

[VAR: RACCHURH]

<u>RESPONSE</u>	<u>PUNCH</u>	<u>YEAR</u>														
		<u>1972-82</u>	<u>1982B</u>	<u>1983-87</u>	<u>1987B</u>	<u>1988-91</u>	<u>1993-98</u>	<u>2000</u>	<u>2002</u>	<u>2004</u>	<u>2006</u>	<u>2008</u>	<u>2010</u>	<u>2012</u>	<u>2014</u>	<u>ALL</u>
Yes, attend	1	958	0	2045	168	1462	599	0	0	0	0	0	0	0	0	5232
No, do not attend	2	1548	0	3072	161	1814	667	0	0	0	0	0	0	0	0	7262
No church	3	483	0	831	20	640	294	0	0	0	0	0	0	0	0	2268
Don't know	8	4	0	8	0	4	2	0	0	0	0	0	0	0	0	18
No answer	9	7	0	52	4	28	6	0	0	0	0	0	0	0	0	97
Not applicable	IAP	10626	354	1534	0	1959	8766	2817	2765	2812	4510	2023	2044	1974	2538	44722

REMARKS: See Appendix N for changes in question wording across surveys. If planning to perform trend analysis with this variable, please consult GSS Methodological Report No. 56.

IF BLACK:

137. Respondent's skin color is . . .

[VAR: COLOR]

<u>RESPONSE</u>	<u>PUNCH</u>	<u>YEAR</u>														
		<u>1972-82</u>	<u>1982B</u>	<u>1983-87</u>	<u>1987B</u>	<u>1988-91</u>	<u>1993-98</u>	<u>2000</u>	<u>2002</u>	<u>2004</u>	<u>2006</u>	<u>2008</u>	<u>2010</u>	<u>2012</u>	<u>2014</u>	<u>ALL</u>
Very dark brown	1	19	31	0	0	0	0	0	0	0	0	0	0	0	0	50
Dark brown	2	34	91	0	0	0	0	0	0	0	0	0	0	0	0	125
Medium brown	3	69	164	0	0	0	0	0	0	0	0	0	0	0	0	233
Light brown (light skinned)	4	26	47	0	0	0	0	0	0	0	0	0	0	0	0	73
Very light brown (very light skinned)	5	6	8	0	0	0	0	0	0	0	0	0	0	0	0	14
No answer	9	2	13	0	0	0	0	0	0	0	0	0	0	0	0	15
No applicable (Punches 1,3 in RACE)	IAP	13470	0	7542	353	5907	10334	2817	2765	2812	4510	2023	2044	1974	2538	59089

REMARKS: Interviewer coded.

138. Which would you most like to be called, "Black", "Negro", "Colored", or "Afro- American", or does it make any difference?

[VAR: RACNAME]

<u>RESPONSE</u>	<u>PUNCH</u>	<u>YEAR</u>														
		<u>1972-82</u>	<u>1982B</u>	<u>1983-87</u>	<u>1987B</u>	<u>1988-91</u>	<u>1993-98</u>	<u>2000</u>	<u>2002</u>	<u>2004</u>	<u>2006</u>	<u>2008</u>	<u>2010</u>	<u>2012</u>	<u>2014</u>	<u>ALL</u>
Black	1	77	187	0	0	0	0	0	0	0	0	0	0	0	0	264
Negro	2	6	23	0	0	0	0	0	0	0	0	0	0	0	0	29
Colored	3	5	18	0	0	0	0	0	0	0	0	0	0	0	0	23
Afro-American	4	13	16	0	0	0	0	0	0	0	0	0	0	0	0	29
Makes no difference	8	52	106	0	0	0	0	0	0	0	0	0	0	0	0	158
No answer	9	3	4	0	0	0	0	0	0	0	0	0	0	0	0	7
Not applicable (Punches 1, 3 in RACE)	IAP	13470	0	7542	353	5907	10334	2817	2765	2812	4510	2023	2044	1974	2538	59089

139. Was the high school you attended all black, integrated--but mostly black, or integrated--but mostly white?

[VAR: RACHISCH]

<u>RESPONSE</u>	<u>PUNCH</u>	<u>YEAR</u>														
		<u>1972-82</u>	<u>1982B</u>	<u>1983-87</u>	<u>1987B</u>	<u>1988-91</u>	<u>1993-98</u>	<u>2000</u>	<u>2002</u>	<u>2004</u>	<u>2006</u>	<u>2008</u>	<u>2010</u>	<u>2012</u>	<u>2014</u>	<u>ALL</u>
Respondent did not go to high school	0	13	20	0	0	0	0	0	0	0	0	0	0	0	0	33
All black	1	65	170	0	0	0	0	0	0	0	0	0	0	0	0	235
Integrated-mostly black	2	34	86	0	0	0	0	0	0	0	0	0	0	0	0	120
Integrated-mostly white	3	42	70	0	0	0	0	0	0	0	0	0	0	0	0	112
No answer	9	2	8	0	0	0	0	0	0	0	0	0	0	0	0	10
Not applicable (Punches 1,3 RACE)	IAP	13470	0	7542	353	5907	10334	2817	2765	2812	4510	2023	2044	1974	2538	59089

140. How many of your close friends are white?

[VAR: RACMIX]

<u>RESPONSE</u>	<u>PUNCH</u>	<u>YEAR</u>														
		<u>1972-82</u>	<u>1982B</u>	<u>1983-87</u>	<u>1987B</u>	<u>1988-91</u>	<u>1993-98</u>	<u>2000</u>	<u>2002</u>	<u>2004</u>	<u>2006</u>	<u>2008</u>	<u>2010</u>	<u>2012</u>	<u>2014</u>	<u>ALL</u>
None	1	51	119	0	0	0	0	0	0	0	0	0	0	0	0	170
One or two	2	39	85	0	0	0	0	0	0	0	0	0	0	0	0	124
Three or more	3	65	149	0	0	0	0	0	0	0	0	0	0	0	0	214
No answer	9	1	1	0	0	0	0	0	0	0	0	0	0	0	0	2
Not applicable (Punches 1,3 RACE)	IAP	13470	0	7542	353	5907	10334	2817	2765	2812	4510	2023	2044	1974	2538	59089

141. If you could find the housing that you would want and like, would you rather live in a neighborhood that is all black; mostly black; half black, half white; or mostly white?

[VAR: RACNEIGH]

<u>RESPONSE</u>	<u>PUNCH</u>	<u>YEAR</u>														
		<u>1972-82</u>	<u>1982B</u>	<u>1983-87</u>	<u>1987B</u>	<u>1988-91</u>	<u>1993-98</u>	<u>2000</u>	<u>2002</u>	<u>2004</u>	<u>2006</u>	<u>2008</u>	<u>2010</u>	<u>2012</u>	<u>2014</u>	<u>ALL</u>
All black	1	15	52	0	0	0	0	0	0	0	0	0	0	0	0	67
Mostly black	2	27	56	0	0	0	0	0	0	0	0	0	0	0	0	83
½ black - ½ white	3	91	191	0	0	0	0	0	0	0	0	0	0	0	0	282
Mostly white	4	8	18	0	0	0	0	0	0	0	0	0	0	0	0	26
Don't know	8	12	24	0	0	0	0	0	0	0	0	0	0	0	0	36
No answer	9	3	13	0	0	0	0	0	0	0	0	0	0	0	0	16
Not applicable (Punches 1,3 RACE)	IAP	13470	0	7542	353	5907	10334	2817	2765	2812	4510	2023	2044	1974	2538	59089

142. Have you ever stopped buying certain products because of the way the company or country which makes them has treated black people?

[VAR: RACNOBUY]

<u>RESPONSE</u>	<u>PUNCH</u>	<u>YEAR</u>														
		<u>1972-82</u>	<u>1982B</u>	<u>1983-87</u>	<u>1987B</u>	<u>1988-91</u>	<u>1993-98</u>	<u>2000</u>	<u>2002</u>	<u>2004</u>	<u>2006</u>	<u>2008</u>	<u>2010</u>	<u>2012</u>	<u>2014</u>	<u>ALL</u>
Yes	1	48	87	0	0	0	0	0	0	0	0	0	0	0	0	135
No	2	107	262	0	0	0	0	0	0	0	0	0	0	0	0	369
No answer	9	1	5	0	0	0	0	0	0	0	0	0	0	0	0	6
Not applicable (Punches 1,3 RACE)	IAP	13470	0	7542	353	5907	10334	2817	2765	2812	4510	2023	2044	1974	2538	59089

143. Do you feel you can trust most white people, some white people, or no white people?

[VAR: RACTRUST]

<u>RESPONSE</u>	<u>PUNCH</u>	<u>YEAR</u>														
		<u>1972-82</u>	<u>1982B</u>	<u>1983-87</u>	<u>1987B</u>	<u>1988-91</u>	<u>1993-98</u>	<u>2000</u>	<u>2002</u>	<u>2004</u>	<u>2006</u>	<u>2008</u>	<u>2010</u>	<u>2012</u>	<u>2014</u>	<u>ALL</u>
Most white people	1	14	22	0	0	0	0	0	0	0	0	0	0	0	0	36
Some white people	2	127	284	0	0	0	0	0	0	0	0	0	0	0	0	411
No white people	3	14	41	0	0	0	0	0	0	0	0	0	0	0	0	55
No answer	9	1	7	0	0	0	0	0	0	0	0	0	0	0	0	8
Not applicable (Punches 1,3 RACE)	IAP	13470	0	7542	353	5907	10334	2817	2765	2812	4510	2023	2044	1974	2538	59089

144. Which party, the Republican or the Democratic, do you feel will do more to help blacks in the next few years, or do you think there isn't much difference between the two?

[VAR: RACPARTY]

<u>RESPONSE</u>	<u>PUNCH</u>	<u>YEAR</u>														
		<u>1972-82</u>	<u>1982B</u>	<u>1983-87</u>	<u>1987B</u>	<u>1988-91</u>	<u>1993-98</u>	<u>2000</u>	<u>2002</u>	<u>2004</u>	<u>2006</u>	<u>2008</u>	<u>2010</u>	<u>2012</u>	<u>2014</u>	<u>ALL</u>
Republican party	1	0	8	0	0	0	0	0	0	0	0	0	0	0	0	8
Democratic party	2	105	231	0	0	0	0	0	0	0	0	0	0	0	0	336
Not much difference	3	44	98	0	0	0	0	0	0	0	0	0	0	0	0	142
Don't know	8	5	12	0	0	0	0	0	0	0	0	0	0	0	0	17
No answer	9	2	5	0	0	0	0	0	0	0	0	0	0	0	0	7
Not applicable (Punches 1,3 RACE)	IAP	13470	0	7542	353	5907	10334	2817	2765	2812	4510	2023	2044	1974	2538	59089

145. Do you feel that a black person who has the same education and qualifications can get as good a job as a white person? Would you say...

[VAR: RACOCC]

RESPONSE	PUNCH	YEAR														
		1972-82	1982B	1983-87	1987B	1988-91	1993-98	2000	2002	2004	2006	2008	2010	2012	2014	ALL
Almost always	1	22	44	0	0	0	0	0	0	0	0	0	0	0	0	66
Sometimes, or	2	74	197	0	0	0	0	0	0	0	0	0	0	0	0	271
Almost never	3	58	107	0	0	0	0	0	0	0	0	0	0	0	0	165
Don't know	8	1	2	0	0	0	0	0	0	0	0	0	0	0	0	3
No answer	9	1	4	0	0	0	0	0	0	0	0	0	0	0	0	5
Not applicable (Punches 1,3 RACE)	IAP	13470	0	7542	353	5907	10334	2817	2765	2812	4510	2023	2044	1974	2538	59089

146. If a black person has the same qualifications as a white person, do you feel that he or she can make as much money . . .

[VAR: RACINC]

RESPONSE	PUNCH	YEAR														
		1972-82	1982B	1983-87	1987B	1988-91	1993-98	2000	2002	2004	2006	2008	2010	2012	2014	ALL
Almost always	1	20	46	0	0	0	0	0	0	0	0	0	0	0	0	66
Sometimes, or	2	82	196	0	0	0	0	0	0	0	0	0	0	0	0	278
Almost never	3	53	106	0	0	0	0	0	0	0	0	0	0	0	0	159
Don't know	8	0	2	0	0	0	0	0	0	0	0	0	0	0	0	2
No answer	9	1	4	0	0	0	0	0	0	0	0	0	0	0	0	5
Not applicable (Punches 1,3 RACE)	IAP	13470	0	7542	353	5907	10334	2817	2765	2812	4510	2023	2044	1974	2538	59089

147. A. Do you think the opportunities for blacks to get ahead have improved in the last five years, remained about the same, or gotten worse?

[VAR: RACOPNOW]

RESPONSE	PUNCH	YEAR														
		1972-82	1982B	1983-87	1987B	1988-91	1993-98	2000	2002	2004	2006	2008	2010	2012	2014	ALL
Improved	1	76	165	0	0	0	0	0	0	0	0	0	0	0	0	241
Remained about the same	2	44	117	0	0	0	0	0	0	0	0	0	0	0	0	161
Gotten worse	3	34	66	0	0	0	0	0	0	0	0	0	0	0	0	100
Don't know	8	1	3	0	0	0	0	0	0	0	0	0	0	0	0	4
No answer	9	1	3	0	0	0	0	0	0	0	0	0	0	0	0	4
Not applicable (Punches 1,3 RACE)	IAP	13470	0	7542	353	5907	10334	2817	2765	2812	4510	2023	2044	1974	2538	59089

- B. In the next five years, do you think that opportunities for blacks to get ahead will improve, remain about the same, or get worse?

[VAR: RACOPWIL]

<u>RESPONSE</u>	<u>PUNCH</u>	<u>YEAR</u>														
		<u>1972-82</u>	<u>1982B</u>	<u>1983-87</u>	<u>1987B</u>	<u>1988-91</u>	<u>1993-98</u>	<u>2000</u>	<u>2002</u>	<u>2004</u>	<u>2006</u>	<u>2008</u>	<u>2010</u>	<u>2012</u>	<u>2014</u>	<u>ALL</u>
Improve	1	51	126	0	0	0	0	0	0	0	0	0	0	0	0	177
Remain about the same	2	49	119	0	0	0	0	0	0	0	0	0	0	0	0	168
Get worse	3	53	92	0	0	0	0	0	0	0	0	0	0	0	0	145
Don't know	8	2	12	0	0	0	0	0	0	0	0	0	0	0	0	14
No answer	9	1	5	0	0	0	0	0	0	0	0	0	0	0	0	6
Not applicable (Punches 1,3 RACE)	IAP	13470	0	7542	353	5907	10334	2817	2765	2812	4510	2023	2044	1974	2538	59089

148. A. How important is the race relations issue to you--would you say it is one of the most important, important, not very important, or not important at all?

[VAR: RACIMP]

<u>RESPONSE</u>	<u>PUNCH</u>	<u>YEAR</u>														
		<u>1972-82</u>	<u>1982B</u>	<u>1983-87</u>	<u>1987B</u>	<u>1988-91</u>	<u>1993-98</u>	<u>2000</u>	<u>2002</u>	<u>2004</u>	<u>2006</u>	<u>2008</u>	<u>2010</u>	<u>2012</u>	<u>2014</u>	<u>ALL</u>
One of the most important	1	0	0	76	0	0	0	0	0	0	0	0	0	0	0	76
Important	2	0	0	342	0	0	0	0	0	0	0	0	0	0	0	342
Not very important	3	0	0	286	0	0	0	0	0	0	0	0	0	0	0	286
Not important at all	4	0	0	86	0	0	0	0	0	0	0	0	0	0	0	86
Don't know	8	0	0	12	0	0	0	0	0	0	0	0	0	0	0	12
No answer	9	0	0	2	0	0	0	0	0	0	0	0	0	0	0	2
Not applicable	IAP	13626	354	6738	353	5907	10334	2817	2765	2812	4510	2023	2044	1974	2538	58795

- B. How much information do you have about the race relations issue. Do you have all the information you need, most of the information, some information, or very little information?

[VAR: RACINFO]

<u>RESPONSE</u>	<u>PUNCH</u>	<u>YEAR</u>														
		<u>1972-82</u>	<u>1982B</u>	<u>1983-87</u>	<u>1987B</u>	<u>1988-91</u>	<u>1993-98</u>	<u>2000</u>	<u>2002</u>	<u>2004</u>	<u>2006</u>	<u>2008</u>	<u>2010</u>	<u>2012</u>	<u>2014</u>	<u>ALL</u>
All of the information	1	0	0	98	0	0	0	0	0	0	0	0	0	0	0	98
Most of the information	2	0	0	203	0	0	0	0	0	0	0	0	0	0	0	203
Some of the information	3	0	0	332	0	0	0	0	0	0	0	0	0	0	0	332
Very little information	4	0	0	158	0	0	0	0	0	0	0	0	0	0	0	158
Don't know	8	0	0	10	0	0	0	0	0	0	0	0	0	0	0	10
No answer	9	0	0	3	0	0	0	0	0	0	0	0	0	0	0	3
Not applicable	IAP	13626	354	6738	353	5907	10334	2817	2765	2812	4510	2023	2044	1974	2538	58795

C. How firm are you about your opinion on race relations--would you say you are very likely to change your opinion, somewhat likely to change, somewhat unlikely to change, or very unlikely to change?

[VAR: RACFIRM]

RESPONSE	PUNCH	YEAR														
		1972-82	1982B	1983-87	1987B	1988-91	1993-98	2000	2002	2004	2006	2008	2010	2012	2014	ALL
Very likely to change	1	0	0	31	0	0	0	0	0	0	0	0	0	0	0	31
Somewhat likely	2	0	0	227	0	0	0	0	0	0	0	0	0	0	0	227
Somewhat unlikely	3	0	0	270	0	0	0	0	0	0	0	0	0	0	0	270
Very unlikely	4	0	0	246	0	0	0	0	0	0	0	0	0	0	0	246
Don't know	8	0	0	27	0	0	0	0	0	0	0	0	0	0	0	27
No answer	9	0	0	3	0	0	0	0	0	0	0	0	0	0	0	3
Not applicable	IAP	13626	354	6738	353	5907	10334	2817	2765	2812	4510	2023	2044	1974	2538	58795

REMARKS: RACIMP, RACINFO, and RACFIRM appeared on Form 1 in 1983. See Appendix P. See RACCARE, RACTHINK, RACWRITE to RACJOIN.

149. How concerned are you personally about race relations? Are you very concerned, somewhat concerned, not very concerned, or not concerned at all?

[VAR: RACCARE]

RESPONSE	PUNCH	YEAR														
		1972-82	1982B	1983-87	1987B	1988-91	1993-98	2000	2002	2004	2006	2008	2010	2012	2014	ALL
Very concerned	1	0	0	153	0	0	0	0	0	0	0	0	0	0	0	153
Somewhat concerned	2	0	0	388	0	0	0	0	0	0	0	0	0	0	0	388
Not very concerned	3	0	0	173	0	0	0	0	0	0	0	0	0	0	0	173
Not concerned at all	4	0	0	71	0	0	0	0	0	0	0	0	0	0	0	71
Don't know	8	0	0	6	0	0	0	0	0	0	0	0	0	0	0	6
No answer	9	0	0	4	0	0	0	0	0	0	0	0	0	0	0	4
Not applicable	IAP	13626	354	6747	353	5907	10334	2817	2765	2812	4510	2023	2044	1974	2538	58804

REMARKS: RACCARE appeared on Form 2 in 1983. See Appendix P. See RACIMP-RACFIRM, RACTHINK, RACWRITE-RACJOIN.

150. How often would you say that you and your friends think about race relations? Would you say that you and your friends think about race relations very often, fairly often, occasionally, or almost never?

[VAR: RACTHINK]

<u>RESPONSE</u>	<u>PUNCH</u>	<u>YEAR</u>														
		<u>1972-82</u>	<u>1982B</u>	<u>1983-87</u>	<u>1987B</u>	<u>1988-91</u>	<u>1993-98</u>	<u>2000</u>	<u>2002</u>	<u>2004</u>	<u>2006</u>	<u>2008</u>	<u>2010</u>	<u>2012</u>	<u>2014</u>	<u>ALL</u>
Very often	1	0	0	56	0	0	0	0	0	0	0	0	0	0	0	56
Fairly often	2	0	0	109	0	0	0	0	0	0	0	0	0	0	0	109
Occasionally	3	0	0	346	0	0	0	0	0	0	0	0	0	0	0	346
Almost never	4	0	0	274	0	0	0	0	0	0	0	0	0	0	0	274
Don't know	8	0	0	4	0	0	0	0	0	0	0	0	0	0	0	4
No answer	9	0	0	6	0	0	0	0	0	0	0	0	0	0	0	6
Not applicable	IAP	13626	354	6747	353	5907	10334	2817	2765	2812	4510	2023	2044	1974	2538	58804

REMARKS: RACTHINK appeared on Form 2 in 1983. See Appendix P. See RACCARE, RACTHINK, and RACWRITE.

161. Have you ever . . .

A. Written a letter to a public official expressing your views on race relations?

[VAR: RACWRITE]

<u>RESPONSE</u>	<u>PUNCH</u>	<u>YEAR</u>														
		<u>1972-82</u>	<u>1982B</u>	<u>1983-87</u>	<u>1987B</u>	<u>1988-91</u>	<u>1993-98</u>	<u>2000</u>	<u>2002</u>	<u>2004</u>	<u>2006</u>	<u>2008</u>	<u>2010</u>	<u>2012</u>	<u>2014</u>	<u>ALL</u>
Yes	1	0	0	21	0	0	0	0	0	0	0	0	0	0	0	21
No	2	0	0	767	0	0	0	0	0	0	0	0	0	0	0	767
No answer	9	0	0	7	0	0	0	0	0	0	0	0	0	0	0	7
Not applicable	IAP	13626	354	6747	353	5907	10334	2817	2765	2812	4510	2023	2044	1974	2538	58804

B. Given money to an organization concerned with this issue?

[VAR: RACGIVE]

<u>RESPONSE</u>	<u>PUNCH</u>	<u>YEAR</u>														
		<u>1972-82</u>	<u>1982B</u>	<u>1983-87</u>	<u>1987B</u>	<u>1988-91</u>	<u>1993-98</u>	<u>2000</u>	<u>2002</u>	<u>2004</u>	<u>2006</u>	<u>2008</u>	<u>2010</u>	<u>2012</u>	<u>2014</u>	<u>ALL</u>
Yes	1	0	0	70	0	0	0	0	0	0	0	0	0	0	0	70
No	2	0	0	718	0	0	0	0	0	0	0	0	0	0	0	718
No answer	9	0	0	7	0	0	0	0	0	0	0	0	0	0	0	7
Not applicable	IAP	13626	354	6747	353	5907	10334	2817	2765	2812	4510	2023	2044	1974	2538	58804

C. Joined an organization concerned with race relations?

[VAR: RACJOIN]

RESPONSE	PUNCH	YEAR														
		1972-82	1982B	1983-87	1987B	1988-91	1993-98	2000	2002	2004	2006	2008	2010	2012	2014	ALL
Yes	1	0	0	28	0	0	0	0	0	0	0	0	0	0	0	28
No	2	0	0	759	0	0	0	0	0	0	0	0	0	0	0	759
No answer	9	0	0	8	0	0	0	0	0	0	0	0	0	0	0	8
Not applicable	IAP	13626	354	6747	353	5907	10334	2817	2765	2812	4510	2023	2044	1974	2538	58804

REMARKS: RACWRITE-RACJOIN appeared on Form 2 in 1983. See RACIMP-RACFIRM, RACCARE, and RACTHINK

152. A. Some people say that because of past discrimination, blacks should be given preference in hiring and promotion. Others say that such preference in hiring and promotion of blacks is wrong because it discriminates against whites. What about your opinion -- are you for or against preferential hiring and promotion of blacks?

IF FAVORS:

A. Do you favor preference in hiring and promotion strongly or not strongly?

IF OPPOSES:

B. Do you oppose preference in hiring and promotion strongly or not strongly?

[VAR: AFFRMACT]

RESPONSE	PUNCH	YEAR														
		1972-82	1982B	1983-87	1987B	1988-91	1993-98	2000	2002	2004	2006	2008	2010	2012	2014	ALL
Strongly favors	1	0	0	0	0	0	460	201	84	86	188	133	160	139	173	1624
Not strongly favors	2	0	0	0	0	0	344	130	58	60	136	87	114	99	130	1158
Not strongly opposes	3	0	0	0	0	0	1264	480	249	244	525	349	377	354	475	4317
Strongly opposes	4	0	0	0	0	0	2839	933	492	474	1055	686	699	629	814	8621
Don't know	8	0	0	0	0	0	341	119	22	38	75	65	66	63	67	856
No answer	9	0	0	0	0	0	53	14	3	4	13	9	14	18	16	144
Not applicable	IAP	13626	354	7542	353	5907	5033	940	1857	1906	2518	694	614	672	863	42879

- B. Do you agree strongly, agree somewhat, neither agree nor disagree, disagree somewhat, or disagree strongly with the following statement (HAND CARD TO RESPONDENT):

Irish, Italians, Jewish and many other minorities overcame prejudice and worked their way up. Blacks should do the same without special favors.

HAND CARD AL

[VAR: WRKWAYUP]

RESPONSE	PUNCH	YEAR														
		1972-82	1982B	1983-87	1987B	1988-91	1993-98	2000	2002	2004	2006	2008	2010	2012	2014	ALL
Agree strongly	1	0	0	0	0	0	2279	798	422	367	857	589	586	537	636	7071
Agree somewhat	2	0	0	0	0	0	1508	524	238	250	569	375	419	350	487	4720
Neither agree nor disagree	3	0	0	0	0	0	596	204	115	141	251	167	181	188	238	2081
Disagree somewhat	4	0	0	0	0	0	487	168	69	90	177	115	137	118	176	1537
Disagree strongly	5	0	0	0	0	0	308	131	50	48	113	64	95	84	122	1015
Don't know	8	0	0	0	0	0	105	39	10	7	21	15	7	18	12	234
No answer	9	0	0	0	0	0	18	13	4	3	4	4	5	7	4	62
Not applicable	IAP	13626	354	7542	353	5907	5033	940	1857	1906	2518	694	614	672	863	42879

REMARKS: AFFRMACT, WRKWAYUPAA, and WRKWAYUPAB are recoded into a single variable. Hand Card AL contained responses 1-5.

153. In the past few years, do you think conditions for black people have improved, gotten worse, or stayed about the same?

[VAR. BLKSIMP]

RESPONSE	PUNCH	YEAR														
		1972-82	1982B	1983-87	1987B	1988-91	1993-98	2000	2002	2004	2006	2008	2010	2012	2014	ALL
Improved	1	0	0	0	0	0	3071	1168	592	0	0	0	0	0	0	4831
Gotten worse	2	0	0	0	0	0	454	106	34	0	0	0	0	0	0	594
Stayed about the same	3	0	0	0	0	0	1567	539	262	0	0	0	0	0	0	2368
Don't know	8	0	0	0	0	0	190	60	20	0	0	0	0	0	0	270
No answer	9	0	0	0	0	0	19	4	0	0	0	0	0	0	0	23
Not applicable	IAP	13626	354	7542	353	5907	5033	940	1857	2812	4510	2023	2044	1974	2538	51513

A. In general, how close do you feel to Blacks?

HAND CARD AM

[VAR: CLOSEBLK]

RESPONSE	PUNCH	YEAR														
		1972-82	1982B	1983-87	1987B	1988-91	1993-98	2000	2002	2004	2006	2008	2010	2012	2014	ALL
Not at All Close	1	0	0	0	0	0	183	130	50	33	107	73	60	50	60	746
	2	0	0	0	0	0	110	54	15	18	42	31	34	29	26	359
	3	0	0	0	0	0	142	83	36	24	54	48	56	47	62	552
	4	0	0	0	0	0	125	73	43	45	69	50	43	54	75	577
Neither One Feeling nor the Other	5	0	0	0	0	0	1224	751	406	402	891	561	495	505	640	5875
	6	0	0	0	0	0	214	152	82	73	164	106	115	114	141	1161
	7	0	0	0	0	0	297	208	90	119	260	176	171	158	226	1705
	8	0	0	0	0	0	130	115	56	56	93	88	70	90	113	811
Very Close	9	0	0	0	0	0	368	246	140	121	312	200	220	247	358	2212
Don't know	98	0	0	0	0	0	40	18	3	5	9	14	11	10	7	117
No answer	99	0	0	0	0	0	21	31	3	2	2	5	6	4	6	80
Not applicable	IAP	13626	354	7542	353	5907	7480	956	1841	1914	2507	671	763	666	824	45404

B. And in general, how close do you feel to Whites?

[VAR: CLOSEWHT]

RESPONSE	PUNCH	YEAR														
		1972-82	1982B	1983-87	1987B	1988-91	1993-98	2000	2002	2004	2006	2008	2010	2012	2014	ALL
Not at All Close	1	0	0	0	0	0	35	32	7	8	19	22	26	21	22	192
	2	0	0	0	0	0	24	18	10	4	21	13	21	10	15	136
	3	0	0	0	0	0	47	18	15	8	38	26	16	16	23	207
	4	0	0	0	0	0	54	29	26	13	37	24	32	33	41	289
Neither One Feeling nor the Other	5	0	0	0	0	0	874	511	276	301	688	417	374	399	506	4346
	6	0	0	0	0	0	194	84	45	58	129	88	95	108	138	939
	7	0	0	0	0	0	401	235	123	132	277	202	171	183	249	1973
	8	0	0	0	0	0	334	247	118	122	232	162	164	158	230	1767
Very Close	9	0	0	0	0	0	809	591	300	245	555	380	366	369	478	4093
Don't know	98	0	0	0	0	0	35	10	2	6	6	15	9	8	99	
No answer	99	0	0	0	0	0	47	86	2	1	1	3	7	3	4	154
Not applicable	IAP	13626	354	7542	353	5907	7480	956	1841	1914	2507	671	763	666	824	45404

REMARKS: Hand Card AM-1 contained responses 1-9.

154. Now I want to read you some things some people have told us they have felt from time to time. Do you tend to feel or not . . . (READ LIST)

A. The people running the country don't really care what happens to you.

[VAR: ALIENAT1]

<u>RESPONSE</u>	<u>PUNCH</u>	<u>YEAR</u>														
		<u>1972-82</u>	<u>1982B</u>	<u>1983-87</u>	<u>1987B</u>	<u>1988-91</u>	<u>1993-98</u>	<u>2000</u>	<u>2002</u>	<u>2004</u>	<u>2006</u>	<u>2008</u>	<u>2010</u>	<u>2012</u>	<u>2014</u>	<u>ALL</u>
Yes, feel	1	779	0	0	0	0	0	0	0	0	0	0	0	0	0	779
No, not feel	2	678	0	0	0	0	0	0	0	0	0	0	0	0	0	678
Don't know	8	63	0	0	0	0	0	0	0	0	0	0	0	0	0	63
No answer	9	12	0	0	0	0	0	0	0	0	0	0	0	0	0	12
Not applicable	IAP	12094	354	7542	353	5907	10334	2817	2765	2812	4510	2023	2044	1974	2538	58067

B. The rich get richer and the poor get poorer.

[VAR: ALIENAT2]

<u>RESPONSE</u>	<u>PUNCH</u>	<u>YEAR</u>														
		<u>1972-82</u>	<u>1982B</u>	<u>1983-87</u>	<u>1987B</u>	<u>1988-91</u>	<u>1993-98</u>	<u>2000</u>	<u>2002</u>	<u>2004</u>	<u>2006</u>	<u>2008</u>	<u>2010</u>	<u>2012</u>	<u>2014</u>	<u>ALL</u>
Yes, feel	1	1120	0	0	0	0	0	0	0	0	0	0	0	0	0	1120
No, not feel	2	355	0	0	0	0	0	0	0	0	0	0	0	0	0	355
Don't know	8	43	0	0	0	0	0	0	0	0	0	0	0	0	0	43
No answer	9	14	0	0	0	0	0	0	0	0	0	0	0	0	0	14
Not applicable	IAP	12094	354	7542	353	5907	10334	2817	2765	2812	4510	2023	2044	1974	2538	58067

C. What you think doesn't count very much anymore.

[VAR: ALIENAT3]

<u>RESPONSE</u>	<u>PUNCH</u>	<u>YEAR</u>														
		<u>1972-82</u>	<u>1982B</u>	<u>1983-87</u>	<u>1987B</u>	<u>1988-91</u>	<u>1993-98</u>	<u>2000</u>	<u>2002</u>	<u>2004</u>	<u>2006</u>	<u>2008</u>	<u>2010</u>	<u>2012</u>	<u>2014</u>	<u>ALL</u>
Yes, feel	1	836	0	0	0	0	0	0	0	0	0	0	0	0	0	836
No, not feel	2	594	0	0	0	0	0	0	0	0	0	0	0	0	0	594
Don't know	8	87	0	0	0	0	0	0	0	0	0	0	0	0	0	87
No answer	9	15	0	0	0	0	0	0	0	0	0	0	0	0	0	15
Not applicable	IAP	12094	354	7542	353	5907	10334	2817	2765	2812	4510	2023	2044	1974	2538	58067

D. You're left out of things going on around you.

[VAR: ALIENAT4]

<u>RESPONSE</u>	<u>PUNCH</u>	<u>YEAR</u>						<u>2000</u>	<u>2002</u>	<u>2004</u>	<u>2006</u>	<u>2008</u>	<u>2010</u>	<u>2012</u>	<u>2014</u>	<u>ALL</u>
		<u>1972-82</u>	<u>1982B</u>	<u>1983-87</u>	<u>1987B</u>	<u>1988-91</u>	<u>1993-98</u>									
Yes, feel	1	429	0	0	0	0	0	0	0	0	0	0	0	0	0	429
No, not feel	2	1047	0	0	0	0	0	0	0	0	0	0	0	0	0	1047
Don't know	8	42	0	0	0	0	0	0	0	0	0	0	0	0	0	42
No answer	9	14	0	0	0	0	0	0	0	0	0	0	0	0	0	14
Not applicable	IAP	12094	354	7542	353	5907	10334	2817	2765	2812	4510	2023	2044	1974	2538	58067

E. Most people with power try to take advantage of people like yourself.

[VAR: ALIENAT5]

<u>RESPONSE</u>	<u>PUNCH</u>	<u>YEAR</u>						<u>2000</u>	<u>2002</u>	<u>2004</u>	<u>2006</u>	<u>2008</u>	<u>2010</u>	<u>2012</u>	<u>2014</u>	<u>ALL</u>
		<u>1972-82</u>	<u>1982B</u>	<u>1983-87</u>	<u>1987B</u>	<u>1988-91</u>	<u>1993-98</u>									
Yes, feel	1	845	0	0	0	0	0	0	0	0	0	0	0	0	0	845
No, not feel	2	625	0	0	0	0	0	0	0	0	0	0	0	0	0	625
Don't know	8	50	0	0	0	0	0	0	0	0	0	0	0	0	0	50
No answer	9	12	0	0	0	0	0	0	0	0	0	0	0	0	0	12
Not applicable	IAP	12094	354	7542	353	5907	10334	2817	2765	2812	4510	2023	2044	1974	2538	58067

F. The people in Washington, D.C. are out of touch with the rest of the country.

[VAR: ALIENAT6]

<u>RESPONSE</u>	<u>PUNCH</u>	<u>YEAR</u>						<u>2000</u>	<u>2002</u>	<u>2004</u>	<u>2006</u>	<u>2008</u>	<u>2010</u>	<u>2012</u>	<u>2014</u>	<u>ALL</u>
		<u>1972-82</u>	<u>1982B</u>	<u>1983-87</u>	<u>1987B</u>	<u>1988-91</u>	<u>1993-98</u>									
Yes, feel	1	854	0	0	0	0	0	0	0	0	0	0	0	0	0	854
No, not feel	2	573	0	0	0	0	0	0	0	0	0	0	0	0	0	573
Don't know	8	93	0	0	0	0	0	0	0	0	0	0	0	0	0	93
No answer	9	12	0	0	0	0	0	0	0	0	0	0	0	0	0	12
Not applicable	IAP	12094	354	7542	353	5907	10334	2817	2765	2812	4510	2023	2044	1974	2538	58067

REMARKS: In 1978, this question was asked immediately before CONFINAN-CONARMY on Form 1. For the half with Form 2 these items immediately followed CONFINAN-CONARMY. See FORM for the split-ballot form. See Appendix P.

155. Taken all together, how would you say things are these days--would you say that you are very happy, pretty happy, or not too happy?

[VAR: HAPPY]

<u>RESPONSE</u>	<u>PUNCH</u>	<u>YEAR</u>														
		<u>1972-82</u>	<u>1982B</u>	<u>1983-87</u>	<u>1987B</u>	<u>1988-91</u>	<u>1993-98</u>	<u>2000</u>	<u>2002</u>	<u>2004</u>	<u>2006</u>	<u>2008</u>	<u>2010</u>	<u>2012</u>	<u>2014</u>	<u>ALL</u>
Very happy	1	4632	68	2352	64	1918	3131	881	415	419	920	599	538	593	786	17316
Pretty happy	2	7194	209	4179	216	3368	5907	1603	784	738	1676	1100	1184	1094	1403	30655
Not too happy	3	1755	73	903	63	571	1231	293	170	180	390	316	317	277	341	6880
Don't know	8	1	0	1	0	0	4	1	1	2	6	2	2	6	6	32
No answer	9	44	4	107	10	50	61	39	2	1	0	6	3	4	2	333
Not applicable	IAP	0	0	0	0	0	0	0	1393	1472	1518	0	0	0	0	4383

REMARKS: In 1980 and 1987, this question was asked immediately before HAPMAR on Form 3. For Form 1 and 2 this question immediately followed HAPPY. See FORM for the split-ballot forms. See Appendix T, GSS Methodological Report No. 34 and GSS Social Change Report No. 6. See Appendix P. See SATHOBBY- SATHEALT. If planning to perform trend analysis with this variable, please consult GSS Methodological Report No. 56.

IF CURRENTLY MARRIED, ASK HAPMAR

156. A. Taking things all together, how would you describe your marriage? Would you say that your marriage is very happy, pretty happy, or not too happy?

[VAR: HAPMAR]

<u>RESPONSE</u>	<u>PUNCH</u>	<u>YEAR</u>														
		<u>1972-82</u>	<u>1982B</u>	<u>1983-87</u>	<u>1987B</u>	<u>1988-91</u>	<u>1993-98</u>	<u>2000</u>	<u>2002</u>	<u>2004</u>	<u>2006</u>	<u>2008</u>	<u>2010</u>	<u>2012</u>	<u>2014</u>	<u>ALL</u>
Very happy	1	5189	69	2664	55	1974	3163	789	370	417	861	596	544	589	691	17971
Pretty happy	2	2333	60	1465	49	1087	1796	434	215	234	512	343	314	282	425	9549
Not too happy	3	224	6	131	8	90	139	41	18	25	37	30	28	26	39	842
Don't know	8	16	1	2	0	5	12	6	1	0	1	1	2	0	2	49
No answer	9	34	3	30	3	12	26	9	0	6	5	7	4	3	5	147
Not applicable (Punches 2-5 in MARITAL)	IAP	5830	215	3250	238	2739	5198	1538	2161	2130	3094	1046	1152	1074	1376	31041

REMARKS: See HAPPY.

IF CURRENTLY UNMARRIED OR ANSWERED PUNCHES 1 OR 2 FOR POSSLQ OR POSSLQY, ASK HAPCOHAB

B. Taking things all together, would you say that your relationship with your partner is very happy, pretty happy, or not too happy?

[VAR: HAPCOHAB]

<u>RESPONSE</u>	<u>PUNCH</u>	<u>YEAR</u>														
		<u>1972-82</u>	<u>1982B</u>	<u>1983-87</u>	<u>1987B</u>	<u>1988-91</u>	<u>1993-98</u>	<u>2000</u>	<u>2002</u>	<u>2004</u>	<u>2006</u>	<u>2008</u>	<u>2010</u>	<u>2012</u>	<u>2014</u>	<u>ALL</u>
Very happy	1	0	0	0	0	0	0	0	0	0	0	0	0	103	129	232
Pretty happy	2	0	0	0	0	0	0	0	0	0	0	0	0	62	70	132
Not too happy	3	0	0	0	0	0	0	0	0	0	0	0	0	3	9	12
Don't know	8	0	0	0	0	0	0	0	0	0	0	0	0	0	2	2
No answer	9	0	0	0	0	0	0	0	0	0	0	0	0	0	0	0
Not applicable	IAP	13626	354	7542	353	5907	10334	2817	2765	2812	4510	2023	2044	1806	2328	59221

REMARKS: This question was asked only of respondents who reported having a cohabiting partner.

157. Would you say your own health, in general, is excellent, good, fair, or poor?

[VAR: HEALTH]

<u>RESPONSE</u>	<u>PUNCH</u>	<u>YEAR</u>														
		<u>1972-82</u>	<u>1982B</u>	<u>1983-87</u>	<u>1987B</u>	<u>1988-91</u>	<u>1993-98</u>	<u>2000</u>	<u>2002</u>	<u>2004</u>	<u>2006</u>	<u>2008</u>	<u>2010</u>	<u>2012</u>	<u>2014</u>	<u>ALL</u>
Excellent	1	3836	83	1444	102	1236	2589	702	568	415	976	342	325	350	441	13409
Good	2	4999	147	1969	155	1759	3950	1103	854	650	1641	653	589	598	802	19869
Fair	3	2450	87	796	70	715	1377	394	322	234	704	284	290	275	340	8338
Poor	4	792	36	246	25	197	389	125	103	56	195	72	74	83	127	2520
Don't know	8	2	0	3	0	5	5	2	4	0	1	1	2	1	4	30
No answer	9	15	1	15	1	8	25	13	3	0	4	0	1	1	0	87
Not applicable	IAP	1532	0	3069	0	1987	1999	478	911	1457	989	671	763	666	824	15346

158. In general, do you find life exciting, pretty routine, or dull?

[VAR: LIFE]

<u>RESPONSE</u>	<u>PUNCH</u>	<u>YEAR</u>														
		<u>1972-82</u>	<u>1982B</u>	<u>1983-87</u>	<u>1987B</u>	<u>1988-91</u>	<u>1993-98</u>	<u>2000</u>	<u>2002</u>	<u>2004</u>	<u>2006</u>	<u>2008</u>	<u>2010</u>	<u>2012</u>	<u>2014</u>	<u>ALL</u>
Exciting	1	3969	124	2063	126	1723	2385	853	468	451	984	647	639	672	855	15959
Routine	2	4412	194	2116	191	1944	2333	895	397	404	888	626	561	562	763	16286
Dull	3	470	33	228	24	187	231	90	33	37	102	64	66	62	82	1709
Don't know	8	43	1	24	4	23	30	16	26	6	28	14	11	11	14	251
No answer	9	97	2	42	8	43	15	7	0	0	1	1	4	1	0	221
Not applicable	IAP	4635	0	3069	0	1987	2508	956	1841	1914	2507	671	763	666	824	22341

159. Would you say that most of the time people try to be helpful, or that they are mostly just looking out for themselves?

[VAR: HELPFUL]

RESPONSE	PUNCH	YEAR														
		<u>1972-82</u>	<u>1982B</u>	<u>1983-87</u>	<u>1987B</u>	<u>1988-91</u>	<u>1993-98</u>	<u>2000</u>	<u>2002</u>	<u>2004</u>	<u>2006</u>	<u>2008</u>	<u>2010</u>	2012	2014	<u>ALL</u>
Try to be helpful	1	4554	0	3189	95	1972	3227	866	431	438	867	621	647	618	795	18320
Just look out for themselves	2	3994	0	2512	241	1715	3121	851	391	359	924	624	588	612	742	16674
Depends (Vol.)	3	490	0	268	11	225	502	166	88	76	194	118	135	98	145	2516
Don't know	8	53	0	28	4	26	40	10	2	3	4	2	5	8	5	190
No answer	9	15	0	11	2	10	14	3	0	0	0	0	2	2	0	59
Not applicable	IAP	4520	354	1534	0	1959	3430	921	1853	1936	2521	658	667	636	851	21840

REMARKS: If planning to perform trend analysis with this variable, please consult GSS Methodological Report No. 56.

160. Do you think most people would try to take advantage of you if they got a chance, or would they try to be fair?

[VAR: FAIR]

RESPONSE	PUNCH	YEAR														
		<u>1972-82</u>	<u>1982B</u>	<u>1983-87</u>	<u>1987B</u>	<u>1988-91</u>	<u>1993-98</u>	<u>2000</u>	<u>2002</u>	<u>2004</u>	<u>2006</u>	<u>2008</u>	<u>2010</u>	2012	2014	<u>ALL</u>
Would take advantage of you	1	3059	0	2091	210	1402	2700	718	361	347	781	553	524	553	675	13974
Would try to be fair	2	5484	0	3617	123	2291	3605	973	451	444	962	701	720	684	869	20924
Depends (Vol.)	3	476	0	245	14	217	507	172	97	80	236	105	121	89	137	2496
Don't know	8	75	0	40	4	31	65	24	3	4	10	5	10	11	6	288
No answer	9	12	0	15	2	7	27	9	0	1	0	1	2	1	0	77
Not applicable	IAP	4520	354	1534	0	1959	3430	921	1853	1936	2521	658	667	636	851	21840

161. A. Generally speaking, would you say that most people can be trusted or that you can't be too careful in dealing with people?

[VAR: TRUST]

RESPONSE	PUNCH	YEAR														
		<u>1972-82</u>	<u>1982B</u>	<u>1983-87</u>	<u>1987B</u>	<u>1988-91</u>	<u>1993-98</u>	<u>2000</u>	<u>2002</u>	<u>2004</u>	<u>2006</u>	<u>2008</u>	<u>2010</u>	2012	2014	<u>ALL</u>
Most people can be trusted	1	3937	0	2188	56	1539	2591	662	310	314	1279	450	458	431	519	14734
Can't be too careful	2	4780	0	2829	285	2221	4351	1093	528	507	2458	859	839	847	1076	22673
Other, depends (Vol.)	3	341	0	169	8	171	366	124	72	54	192	56	75	53	88	1769
Don't know	8	36	0	12	0	10	24	9	2	1	0	0	3	7	3	107
No answer	9	12	0	15	4	7	19	8	0	0	6	0	2	0	1	74
Not applicable	IAP	4520	354	2329	0	1959	2983	921	1853	1936	575	658	667	636	851	20242

B. Do you think most people can be trusted?

[VAR: TRUSTY]

RESPONSE	PUNCH	YEAR														
		1972-82	1982B	1983-87	1987B	1988-91	1993-98	2000	2002	2004	2006	2008	2010	2012	2014	ALL
Yes	1	0	0	443	0	0	0	0	0	0	0	0	0	0	0	443
No	2	0	0	326	0	0	0	0	0	0	0	0	0	0	0	326
Don't know	8	0	0	21	0	0	0	0	0	0	0	0	0	0	0	21
No answer	9	0	0	5	0	0	0	0	0	0	0	0	0	0	0	5
Not applicable	IAP	13626	354	6747	353	5907	10334	2817	2765	2812	4510	2023	2044	1974	2538	58804

REMARKS: TRUST appeared only on Form 1 in 1983. See TRUSTY. See Appendix P. If planning to perform trend analysis with this variable, please consult GSS Methodological Report No. 56. TRUSTY appeared on Form 2 in 1983. It is a variant of TRUST.

162. For each area of life I am going to name, tell me the number that shows how much satisfaction you get from that area. READ ITEMS A-E. CIRCLE ONE CODE FOR EACH.

HAND CARD AN

A. The city or place you live in.

[VAR: SATCITY]

RESPONSE	PUNCH	YEAR														
		1972-82	1982B	1983-87	1987B	1988-91	1993-98	2000	2002	2004	2006	2008	2010	2012	2014	ALL
A very great deal	1	2376	71	1052	41	666	262	0	0	0	0	0	0	0	0	4468
A great deal	2	3343	65	1811	107	1191	465	0	0	0	0	0	0	0	0	6982
Quite a bit	3	2073	55	1064	50	752	300	0	0	0	0	0	0	0	0	4294
A fair amount	4	2545	88	1208	89	792	310	0	0	0	0	0	0	0	0	5032
Some	5	788	39	425	26	284	117	0	0	0	0	0	0	0	0	1679
A little	6	566	24	303	27	181	73	0	0	0	0	0	0	0	0	1174
None	7	284	7	97	11	68	37	0	0	0	0	0	0	0	0	504
Don't know	8	22	2	16	0	3	0	0	0	0	0	0	0	0	0	43
No answer	9	16	3	32	2	11	4	0	0	0	0	0	0	0	0	68
Not applicable	IAP	1613	0	1534	0	1959	8766	2817	2765	2812	4510	2023	2044	1974	2538	35355

B. Your non-working activities--hobbies and so on.

[VAR: SATHOBBY]

RESPONSE	PUNCH	YEAR											ALL			
		1972-82	1982B	1983-87	1987B	1988-91	1993-98	2000	2002	2004	2006	2008		2010	2012	2014
A very great deal	1	2893	61	1326	62	884	367	0	0	0	0	0	0	0	0	5593
A great deal	2	3820	86	2033	112	1394	520	0	0	0	0	0	0	0	0	7965
Quite a bit	3	2079	66	1106	59	691	286	0	0	0	0	0	0	0	0	4287
A fair amount	4	1513	53	749	47	465	183	0	0	0	0	0	0	0	0	3010
Some	5	633	28	308	28	219	96	0	0	0	0	0	0	0	0	1312
A little	6	551	28	218	26	141	54	0	0	0	0	0	0	0	0	1018
None	7	438	25	196	14	127	49	0	0	0	0	0	0	0	0	849
Don't know	8	61	4	38	3	17	4	0	0	0	0	0	0	0	0	127
No answer	9	25	3	34	2	10	9	0	0	0	0	0	0	0	0	83
Not applicable	IAP	1613	0	1534	0	1959	8766	2817	2765	2812	4510	2023	2044	1974	2538	35355

C. Your family life.

[VAR: SATFAM]

RESPONSE	PUNCH	YEAR											ALL			
		1972-82	1982B	1983-87	1987B	1988-91	1993-98	2000	2002	2004	2006	2008		2010	2012	2014
A very great deal	1	5115	131	2414	120	1651	634	0	0	0	0	0	0	0	0	10065
A great deal	2	3960	98	1991	124	1319	540	0	0	0	0	0	0	0	0	8032
Quite a bit	3	1269	55	690	40	382	152	0	0	0	0	0	0	0	0	2588
A fair amount	4	830	28	436	34	280	113	0	0	0	0	0	0	0	0	1721
Some	5	325	15	178	12	135	48	0	0	0	0	0	0	0	0	713
A little	6	237	11	129	11	93	39	0	0	0	0	0	0	0	0	520
None	7	204	10	109	8	70	30	0	0	0	0	0	0	0	0	431
Don't know	8	39	2	21	1	6	4	0	0	0	0	0	0	0	0	73
No answer	9	34	4	40	2	12	8	0	0	0	0	0	0	0	0	100
Not applicable	IAP	1613	0	1534	1	1959	8766	2817	2765	2812	4510	2023	2044	1974	2538	35355

D. Your friendships.

[VAR: SATFRND]

RESPONSE	PUNCH	YEAR														
		1972-82	1982B	1983-87	1987B	1988-91	1993-98	2000	2002	2004	2006	2008	2010	2012	2014	ALL
A very great deal	1	3629	61	1781	82	1227	500	0	0	0	0	0	0	0	0	7280
A great deal	2	4768	121	2368	130	1562	582	0	0	0	0	0	0	0	0	9531
Quite a bit	3	1812	66	929	48	569	238	0	0	0	0	0	0	0	0	3662
A fair amount	4	1116	66	567	47	327	154	0	0	0	0	0	0	0	0	2277
Some	5	349	18	166	20	127	49	0	0	0	0	0	0	0	0	729
A little	6	227	10	107	18	90	30	0	0	0	0	0	0	0	0	482
None	7	74	7	40	5	31	10	0	0	0	0	0	0	0	0	167
Don't know	8	13	2	15	1	5	0	0	0	0	0	0	0	0	0	36
No answer	9	25	3	35	2	10	5	0	0	0	0	0	0	0	0	80
Not applicable	IAP	1613	0	1534	0	1959	8766	2817	2765	2812	4510	2023	2044	1974	2538	35355

E. Your health and physical condition.

[VAR: SATHEALT]

RESPONSE	PUNCH	YEAR														
		1972-82	1982B	1983-87	1987B	1988-91	1993-98	2000	2002	2004	2006	2008	2010	2012	2014	ALL
A very great deal	1	3347	130	1534	88	965	362	0	0	0	0	0	0	0	0	6426
A great deal	2	3950	79	1964	123	1311	517	0	0	0	0	0	0	0	0	7944
Quite a bit	3	1656	44	961	44	635	278	0	0	0	0	0	0	0	0	3618
A fair amount	4	1766	46	881	56	622	228	0	0	0	0	0	0	0	0	3599
Some	5	543	18	276	14	181	67	0	0	0	0	0	0	0	0	1099
A little	6	441	25	219	19	152	74	0	0	0	0	0	0	0	0	930
None	7	270	8	122	7	65	33	0	0	0	0	0	0	0	0	505
Don't know	8	20	1	17	0	5	5	0	0	0	0	0	0	0	0	48
No answer	9	20	3	34	2	12	4	0	0	0	0	0	0	0	0	75
Not applicable	IAP	1613	0	1534	0	1959	8766	2817	2765	2812	4510	2023	2044	1974	2538	35355

REMARKS:

CARD AN contained the seven response categories "A very great deal" to "None." On Form 1 in 1986 these questions immediately preceded HAPPY-HAPMAR and on Form 2 immediately followed HAPPY-HAPMAR. On Form 1 in 1987 these questions immediately preceded HAPPY-HAPMAR and on Forms 2 and 3 immediately followed HAPPY-HAPMAR. See Appendix P. If planning to perform trend analysis with SATFRND and SATCITY, please consult GSS Methodological Report No. 56.

163. I am going to name some institutions in this country. As far as the people running these institutions are concerned, would you say you have a great deal of confidence, only some confidence, or hardly any confidence at all in them?
READ EACH ITEM; CODE ONE FOR EACH.

HAND CARD AO

A. Banks and financial institutions

[VAR: CONFINAN]

RESPONSE	PUNCH	YEAR														
		<u>1972-82</u>	<u>1982B</u>	<u>1983-87</u>	<u>1987B</u>	<u>1988-91</u>	<u>1993-98</u>	<u>2000</u>	<u>2002</u>	<u>2004</u>	<u>2006</u>	<u>2008</u>	<u>2010</u>	<u>2012</u>	<u>2014</u>	<u>ALL</u>
A great deal	1	3074	74	1394	96	744	1998	551	201	244	601	263	144	149	240	9773
Only some	2	4632	204	3175	195	2222	3964	1024	531	498	1074	806	656	678	893	20552
Hardly any	3	1095	56	817	51	873	1301	266	167	124	286	281	564	498	544	6923
Don't know	8	197	15	116	11	101	138	46	13	10	28	15	11	12	10	723
No answer	9	27	5	22	0	8	21	9	0	0	0	0	2	1	0	95
Not applicable	IAP	4601	0	2018	0	1959	3430	921	1853	1936	2521	658	667	636	851	22051

B. Major companies

[VAR: CONBUS]

RESPONSE	PUNCH	YEAR														
		<u>1972-82</u>	<u>1982B</u>	<u>1983-87</u>	<u>1987B</u>	<u>1988-91</u>	<u>1993-98</u>	<u>2000</u>	<u>2002</u>	<u>2004</u>	<u>2006</u>	<u>2008</u>	<u>2010</u>	<u>2012</u>	<u>2014</u>	<u>ALL</u>
A great deal	1	3012	44	1468	67	917	1678	528	158	146	335	207	174	216	312	9262
Only some	2	6507	218	3248	210	2394	4108	1077	572	545	1205	882	848	814	1030	23658
Hardly any	3	1863	71	569	55	440	832	207	163	167	396	244	317	273	313	5910
Don't know	8	598	18	220	20	187	274	77	18	18	50	32	32	33	28	1605
No answer	9	33	3	19	1	10	12	7	1	0	3	0	6	2	4	101
Not applicable	IAP	1613	0	2018	0	1959	3430	921	1853	1936	2521	658	667	636	851	19063

C. Organized religion

[VAR: CONCLERG]

RESPONSE	PUNCH	YEAR														
		<u>1972-82</u>	<u>1982B</u>	<u>1983-87</u>	<u>1987B</u>	<u>1988-91</u>	<u>1993-98</u>	<u>2000</u>	<u>2002</u>	<u>2004</u>	<u>2006</u>	<u>2008</u>	<u>2010</u>	<u>2012</u>	<u>2014</u>	<u>ALL</u>
A great deal	1	4071	121	1544	113	881	1720	519	168	206	487	272	271	276	338	10987
Only some	2	5483	165	2724	159	1884	3514	934	511	442	1014	722	720	686	896	19854
Hardly any	3	1930	54	1042	66	1044	1416	356	217	208	429	342	328	323	402	8157
Don't know	8	488	10	188	14	130	230	81	14	17	54	24	49	41	34	1374
No answer	9	41	4	26	1	9	24	6	2	3	5	5	9	12	17	164
Not applicable	IAP	1613	0	2018	0	1959	3430	921	1853	1936	2521	658	667	636	851	19063

D. Education

[VAR: CONEDUC]

<u>RESPONSE</u>	<u>PUNCH</u>	<u>YEAR</u>														
		<u>1972-82</u>	<u>1982B</u>	<u>1983-87</u>	<u>1987B</u>	<u>1988-91</u>	<u>1993-98</u>	<u>2000</u>	<u>2002</u>	<u>2004</u>	<u>2006</u>	<u>2008</u>	<u>2010</u>	<u>2012</u>	<u>2014</u>	<u>ALL</u>
A great deal	1	4292	146	1645	146	1153	1684	507	227	240	550	393	367	342	412	12104
Only some	2	6081	167	3170	175	2277	3908	1068	537	507	1110	763	793	766	956	22278
Hardly any	3	1413	29	592	28	440	1206	294	142	127	318	197	203	219	309	5517
Don't know	8	186	7	90	4	66	86	20	6	0	11	12	11	11	10	520
No answer	9	41	5	27	0	12	20	7	0	2	0	0	3	0	0	117
Not applicable	IAP	1613	0	2018	0	1959	3430	921	1853	1936	2521	658	667	636	851	19063

E. Executive branch of the federal government

[VAR: CONFED]

<u>RESPONSE</u>	<u>PUNCH</u>	<u>YEAR</u>														
		<u>1972-82</u>	<u>1982B</u>	<u>1983-87</u>	<u>1987B</u>	<u>1988-91</u>	<u>1993-98</u>	<u>2000</u>	<u>2002</u>	<u>2004</u>	<u>2006</u>	<u>2008</u>	<u>2010</u>	<u>2012</u>	<u>2014</u>	<u>ALL</u>
A great deal	1	2123	34	960	45	839	809	249	243	179	282	133	227	196	199	6518
Only some	2	6356	175	2897	147	2053	3361	924	455	412	870	647	620	618	723	20258
Hardly any	3	3176	128	1485	142	911	2512	632	193	271	789	552	499	493	731	12514
Don't know	8	327	12	163	18	135	202	82	19	12	44	32	26	28	29	1129
No answer	9	31	5	19	1	10	20	9	2	2	4	1	5	3	5	117
Not applicable	IAP	1613	0	2018	0	1959	3430	921	1853	1936	2521	658	667	636	851	19063

F. Organized labor

[VAR: CONLABOR]

<u>RESPONSE</u>	<u>PUNCH</u>	<u>YEAR</u>														
		<u>1972-82</u>	<u>1982B</u>	<u>1983-87</u>	<u>1987B</u>	<u>1988-91</u>	<u>1993-98</u>	<u>2000</u>	<u>2002</u>	<u>2004</u>	<u>2006</u>	<u>2008</u>	<u>2010</u>	<u>2012</u>	<u>2014</u>	<u>ALL</u>
A great deal	1	1624	55	476	63	404	710	239	101	103	223	165	146	152	196	4657
Only some	2	6115	209	2731	194	1989	3563	962	550	478	1087	781	781	719	929	21088
Hardly any	3	3632	70	2047	68	1313	2111	500	210	249	568	358	373	385	488	12372
Don't know	8	604	15	247	28	232	501	185	50	44	111	60	74	78	72	2301
No answer	9	38	5	23	0	10	19	10	1	2	0	1	3	4	2	118
Not applicable	IAP	1613	0	2018	0	1959	3430	921	1853	1936	2521	658	667	636	851	19063

G. Press

[VAR: CONPRESS]

<u>RESPONSE</u>	<u>PUNCH</u>	<u>YEAR</u>														
		<u>1972-82</u>	<u>1982B</u>	<u>1983-87</u>	<u>1987B</u>	<u>1988-91</u>	<u>1993-98</u>	<u>2000</u>	<u>2002</u>	<u>2004</u>	<u>2006</u>	<u>2008</u>	<u>2010</u>	<u>2012</u>	<u>2014</u>	<u>ALL</u>
A great deal	1	2791	58	916	75	651	690	191	92	80	208	117	140	119	137	6265
Only some	2	6834	224	3160	201	2146	3300	879	425	415	947	616	621	578	781	21127
Hardly any	3	2107	54	1318	60	1026	2741	767	382	378	810	615	594	613	745	12210
Don't know	8	245	13	108	16	110	152	48	13	3	23	17	19	28	24	819
No answer	9	36	5	22	1	15	21	11	0	0	1	0	3	0	0	115
Not applicable	IAP	1613	0	2018	0	1959	3430	921	1853	1936	2521	658	667	636	851	19063

H. Medicine

[VAR: CONMEDIC]

<u>RESPONSE</u>	<u>PUNCH</u>	<u>YEAR</u>														
		<u>1972-82</u>	<u>1982B</u>	<u>1983-87</u>	<u>1987B</u>	<u>1988-91</u>	<u>1993-98</u>	<u>2000</u>	<u>2002</u>	<u>2004</u>	<u>2006</u>	<u>2008</u>	<u>2010</u>	<u>2012</u>	<u>2014</u>	<u>ALL</u>
A great deal	1	6197	150	2750	174	1877	2942	825	337	319	778	508	558	516	637	18568
Only some	2	4774	175	2339	149	1744	3237	856	468	435	979	691	647	665	848	18007
Hardly any	3	862	21	345	24	267	623	179	102	119	216	160	158	146	191	3413
Don't know	8	146	4	66	6	46	82	27	5	3	15	6	13	11	9	439
No answer	9	34	4	24	0	14	20	9	0	0	1	0	1	0	2	109
Not applicable	IAP	1613	0	2018	0	1959	3430	921	1853	1936	2521	658	667	636	851	19063

I. TV

[VAR: CONTV]

<u>RESPONSE</u>	<u>PUNCH</u>	<u>YEAR</u>														
		<u>1972-82</u>	<u>1982B</u>	<u>1983-87</u>	<u>1987B</u>	<u>1988-91</u>	<u>1993-98</u>	<u>2000</u>	<u>2002</u>	<u>2004</u>	<u>2006</u>	<u>2008</u>	<u>2010</u>	<u>2012</u>	<u>2014</u>	<u>ALL</u>
A great deal	1	2094	69	717	56	554	703	185	87	90	196	128	165	139	165	5348
Only some	2	6699	218	3136	218	2218	3351	881	429	403	945	679	677	630	815	21299
Hardly any	3	2991	52	1553	70	1105	2727	788	388	380	825	542	521	540	684	13166
Don't know	8	189	8	93	9	54	100	31	8	3	22	15	11	26	22	591
No answer	9	40	7	25	0	17	23	11	0	0	1	1	3	3	1	132
Not applicable	IAP	1613	0	2018	0	1959	3430	921	1853	1936	2521	658	667	636	851	19063

J. U.S. Supreme Court

[VAR: CONJUDGE]

<u>RESPONSE</u>	<u>PUNCH</u>	<u>YEAR</u>														
		<u>1972-82</u>	<u>1982B</u>	<u>1983-87</u>	<u>1987B</u>	<u>1988-91</u>	<u>1993-98</u>	<u>2000</u>	<u>2002</u>	<u>2004</u>	<u>2006</u>	<u>2008</u>	<u>2010</u>	<u>2012</u>	<u>2014</u>	<u>ALL</u>
A great deal	1	3740	84	1723	92	1388	2061	601	321	266	632	405	400	378	395	12486
Only some	2	5883	205	2860	201	1917	3458	932	454	451	977	716	706	700	912	20372
Hardly any	3	1810	50	703	39	454	1054	239	104	141	307	204	229	217	334	5885
Don't know	8	539	11	209	21	177	311	116	32	18	69	40	38	38	43	1662
No answer	9	41	4	29	0	11	20	8	1	0	4	0	4	5	3	130
Not applicable	IAP	1613	0	2018	0	1960	3430	921	1853	1936	2521	658	667	636	851	19064

K. Scientific Community

[VAR: CONSCI]

<u>RESPONSE</u>	<u>PUNCH</u>	<u>YEAR</u>														
		<u>1972-82</u>	<u>1982B</u>	<u>1983-87</u>	<u>1987B</u>	<u>1988-91</u>	<u>1993-98</u>	<u>2000</u>	<u>2002</u>	<u>2004</u>	<u>2006</u>	<u>2008</u>	<u>2010</u>	<u>2012</u>	<u>2014</u>	<u>ALL</u>
A great deal	1	4778	68	2324	97	1545	2672	779	336	359	807	524	544	529	680	16042
Only some	2	5242	197	2492	173	1825	3204	819	440	434	943	701	683	643	811	18607
Hardly any	3	781	43	338	44	241	505	141	81	52	140	76	79	92	132	2745
Don't know	8	1157	37	337	39	323	495	149	55	30	98	63	65	73	59	2980
No answer	9	55	9	33	0	14	28	8	0	1	1	1	6	1	5	162
Not applicable	IAP	1613	0	2018	0	1959	3430	921	1853	1936	2521	658	667	636	851	19063

L. Congress

[VAR: CONLEGIS]

<u>RESPONSE</u>	<u>PUNCH</u>	<u>YEAR</u>														
		<u>1972-82</u>	<u>1982B</u>	<u>1983-87</u>	<u>1987B</u>	<u>1988-91</u>	<u>1993-98</u>	<u>2000</u>	<u>2002</u>	<u>2004</u>	<u>2006</u>	<u>2008</u>	<u>2010</u>	<u>2012</u>	<u>2014</u>	<u>ALL</u>
A great deal	1	1833	40	756	47	644	573	227	117	115	209	126	125	87	93	4992
Only some	2	7100	198	3450	214	2286	2498	1044	553	497	1026	686	635	569	651	21407
Hardly any	3	2695	101	1137	77	881	2608	532	222	251	703	526	587	639	900	11859
Don't know	8	348	11	153	15	124	197	85	19	12	49	25	26	39	41	1144
No answer	9	37	4	28	0	13	28	8	1	1	2	2	4	4	2	134
Not applicable	IAP	1613	0	2018	0	1959	3430	921	1853	1936	2521	658	667	636	851	19063

M. Military

[VAR: CONARMY]

<u>RESPONSE</u>	<u>PUNCH</u>	<u>YEAR</u>														
		<u>1972-82</u>	<u>1982B</u>	<u>1983-87</u>	<u>1987B</u>	<u>1988-91</u>	<u>1993-98</u>	<u>2000</u>	<u>2002</u>	<u>2004</u>	<u>2006</u>	<u>2008</u>	<u>2010</u>	<u>2012</u>	<u>2014</u>	<u>ALL</u>
A great deal	1	4040	85	1785	106	1571	2583	727	492	495	929	681	720	726	843	15783
Only some	2	5835	208	2846	180	1797	3307	907	343	302	772	512	507	482	670	18668
Hardly any	3	1666	45	711	53	454	812	184	63	74	256	153	129	109	157	4866
Don't know	8	441	12	158	14	118	179	68	14	4	31	17	19	20	14	1109
No answer	9	31	4	24	0	8	23	10	0	1	1	2	2	1	3	110
Not applicable	IAP	1613	0	2018	0	1959	3430	921	1853	1936	2521	658	667	636	851	19063

REMARKS: CARD AO contained responses for punches 1-3. See Appendix N for changes across surveys. In 1978, this question was asked immediately before ALIENATION for the half of the sample with Form 2. For the half with Form 1, this question immediately followed ALIENATION. See FORM for the split-ballot form. In 1984, this question appeared on Forms 1 and 2, and a variant, CONFINAY-CONARMY, appeared on Form 3. See Appendix T, GSS Methodological Reports Nos. 1, 30, 31, and 80. See Appendix P. If planning to perform trend analysis with CONBUS, CONCLERG, and CONFINAN, please consult Methodological Report No. 56.

164. I am going to name some institutions in this country. Some people have complete confidence in the people running these institutions. Suppose these people are at one end of the scale at point number 1. Other people have no confidence at all in the people running these institutions. Suppose these people are at the other end, at point 7. And, of course, other people have opinions somewhere in between at point 2, 3, 4, 5 or 6. Where would you place yourself on this scale for . . .
- READ EACH ITEM, CODE ONE FOR EACH. REPEAT THE QUESTION AS NECESSARY.

HAND CARD AP

A. Banks and financial institutions

[VAR: CONFINAY]

RESPONSE	PUNCH	YEAR														
		1972-82	1982B	1983-87	1987B	1988-91	1993-98	2000	2002	2004	2006	2008	2010	2012	2014	ALL
1 - Complete Confidence	1	0	0	63	0	0	0	0	0	0	0	0	0	0	0	63
2	2	0	0	92	0	0	0	0	0	0	0	0	0	0	0	92
3	3	0	0	98	0	0	0	0	0	0	0	0	0	0	0	98
4	4	0	0	112	0	0	0	0	0	0	0	0	0	0	0	112
5	5	0	0	39	0	0	0	0	0	0	0	0	0	0	0	39
6	6	0	0	32	0	0	0	0	0	0	0	0	0	0	0	32
7 - No Confidence at All	7	0	0	31	0	0	0	0	0	0	0	0	0	0	0	31
Don't know	8	0	0	9	0	0	0	0	0	0	0	0	0	0	0	9
No answer	9	0	0	8	0	0	0	0	0	0	0	0	0	0	0	8
Not applicable	IAP	13626	354	7058	353	5907	10334	2817	2765	2812	4510	2023	2044	1974	2538	59115

B. Major companies

[VAR: CONBUSY]

RESPONSE	PUNCH	YEAR														
		1972-82	1982B	1983-87	1987B	1988-91	1993-98	2000	2002	2004	2006	2008	2010	2012	2014	ALL
1 - Complete Confidence	1	0	0	52	0	0	0	0	0	0	0	0	0	0	0	52
2	2	0	0	76	0	0	0	0	0	0	0	0	0	0	0	76
3	3	0	0	102	0	0	0	0	0	0	0	0	0	0	0	102
4	4	0	0	142	0	0	0	0	0	0	0	0	0	0	0	142
5	5	0	0	55	0	0	0	0	0	0	0	0	0	0	0	55
6	6	0	0	16	0	0	0	0	0	0	0	0	0	0	0	16
7 - No Confidence at All	7	0	15	0	0	0	0	0	0	0	0	0	0	0	0	15
Don't know	8	0	0	20	0	0	0	0	0	0	0	0	0	0	0	20
No answer	9	0	0	6	0	0	0	0	0	0	0	0	0	0	0	6
Not applicable	IAP	13626	354	7058	353	5907	10334	2817	2765	2812	4510	2023	2044	1974	2538	59115

C. Organized religion

[VAR: CONCLERY]

RESPONSE	PUNCH	YEAR														
		1972-82	1982B	1983-87	1987B	1988-91	1993-98	2000	2002	2004	2006	2008	2010	2012	2014	ALL
1 - Complete Confidence	1	0	0	83	0	0	0	0	0	0	0	0	0	0	0	83
2	2	0	0	80	0	0	0	0	0	0	0	0	0	0	0	80
3	3	0	0	82	0	0	0	0	0	0	0	0	0	0	0	82
4	4	0	0	93	0	0	0	0	0	0	0	0	0	0	0	93
5	5	0	0	49	0	0	0	0	0	0	0	0	0	0	0	49
6	6	0	0	41	0	0	0	0	0	0	0	0	0	0	0	41
7 - No Confidence at All	7	0	0	36	0	0	0	0	0	0	0	0	0	0	0	36
Don't know	8	0	0	13	0	0	0	0	0	0	0	0	0	0	0	13
No answer	9	0	0	7	0	0	0	0	0	0	0	0	0	0	0	7
Not applicable	IAP	13626	354	7058	353	5907	10334	2817	2765	2812	4510	2023	2044	1974	2538	59115

D. Education

[VAR: CONEDUCY]

RESPONSE	PUNCH	YEAR														
		1972-82	1982B	1983-87	1987B	1988-91	1993-98	2000	2002	2004	2006	2008	2010	2012	2014	ALL
1 - Complete Confidence	1	0	0	42	0	0	0	0	0	0	0	0	0	0	0	42
2	2	0	0	81	0	0	0	0	0	0	0	0	0	0	0	81
3	3	0	0	92	0	0	0	0	0	0	0	0	0	0	0	92
4	4	0	0	98	0	0	0	0	0	0	0	0	0	0	0	98
5	5	0	0	81	0	0	0	8	0	0	0	0	0	0	0	89
6	6	0	0	55	0	0	0	0	0	0	0	0	0	0	0	55
7 - No Confidence at All	7	0	0	23	0	0	0	0	0	0	0	0	0	0	0	23
Don't know	8	0	0	6	0	0	0	0	0	0	0	0	0	0	0	6
No answer	9	0	0	6	0	0	0	0	0	0	0	0	0	0	0	6
Not applicable	IAP	13626	354	7058	353	5907	10334	2817	2765	2812	4510	2023	2044	1974	2538	59115

E. Executive branch of the federal government

[VAR: CONFEDY]

RESPONSE	PUNCH	YEAR														
		1972-82	1982B	1983-87	1987B	1988-91	1993-98	2000	2002	2004	2006	2008	2010	2012	2014	ALL
1 - Complete Confidence	1	0	0	35	0	0	0	0	0	0	0	0	0	0	0	35
2	2	0	0	68	0	0	0	0	0	0	0	0	0	0	0	68
3	3	0	0	68	0	0	0	0	0	0	0	0	0	0	0	68
4	4	0	0	107	0	0	0	0	0	0	0	0	0	0	0	107
5	5	0	0	70	0	0	0	0	0	0	0	0	0	0	0	70
6	6	0	0	62	0	0	0	0	0	0	0	0	0	0	0	62
7 - No Confidence at All	7	0	0	59	0	0	0	0	0	0	0	0	0	0	0	59
Don't know	8	0	0	9	0	0	0	0	0	0	0	0	0	0	0	9
No answer	9	0	0	6	0	0	0	0	0	0	0	0	0	0	0	6
Not applicable	IAP	13626	354	7058	353	5907	10334	2817	2765	2812	4510	2023	2044	1974	2538	59115

F. Organized labor

[VAR: CONLABOY]

RESPONSE	PUNCH	YEAR														
		1972-82	1982B	1983-87	1987B	1988-91	1993-98	2000	2002	2004	2006	2008	2010	2012	2014	ALL
1 - Complete Confidence	1	0	0	30	0	0	0	0	0	0	0	0	0	0	0	30
2	2	0	0	45	0	0	0	0	0	0	0	0	0	0	0	45
3	3	0	0	66	0	0	0	0	0	0	0	0	0	0	0	66
4	4	0	0	118	0	0	0	0	0	0	0	0	0	0	0	118
5	5	0	0	80	0	0	0	0	0	0	0	0	0	0	0	80
6	6	0	0	64	0	0	0	0	0	0	0	0	0	0	0	64
7 - No Confidence at All	7	0	0	61	0	0	0	0	0	0	0	0	0	0	0	61
Don't know	8	0	0	14	0	0	0	0	0	0	0	0	0	0	0	14
No answer	9	0	0	6	0	0	0	0	0	0	0	0	0	0	0	6
Not applicable	IAP	13626	354	7058	353	5907	10334	2817	2765	2812	4510	2023	2044	1974	2538	59115

G. Press

[VAR: CONPRESY]

RESPONSE	PUNCH	YEAR														
		1972-82	1982B	1983-87	1987B	1988-91	1993-98	2000	2002	2004	2006	2008	2010	2012	2014	ALL
1 - Complete Confidence	1	0	0	40	0	0	0	0	0	0	0	0	0	0	0	40
2	2	0	0	67	0	0	0	0	0	0	0	0	0	0	0	67
3	3	0	0	76	0	0	0	0	0	0	0	0	0	0	0	76
4	4	0	0	116	0	0	0	0	0	0	0	0	0	0	0	116
5	5	0	0	71	0	0	0	0	0	0	0	0	0	0	0	71
6	6	0	0	69	0	0	0	0	0	0	0	0	0	0	0	69
7 - No Confidence at All	7	0	0	33	0	0	0	0	0	0	0	0	0	0	0	33
Don't know	8	0	0	6	0	0	0	0	0	0	0	0	0	0	0	6
No answer	9	0	0	6	0	0	0	0	0	0	0	0	0	0	0	6
Not applicable	IAP	13626	354	7058	353	5907	10334	2817	2765	2812	4510	2023	2044	1974	2538	59115

H. Medicine

[VAR: CONMEDIY]

RESPONSE	PUNCH	YEAR														
		1972-82	1982B	1983-87	1987B	1988-91	1993-98	2000	2002	2004	2006	2008	2010	2012	2014	ALL
1 - Complete Confidence	1	0	0	85	0	0	0	0	0	0	0	0	0	0	0	85
2	2	0	0	138	0	0	0	0	0	0	0	0	0	0	0	138
3	3	0	0	95	0	0	0	0	0	0	0	0	0	0	0	95
4	4	0	0	66	0	0	0	0	0	0	0	0	0	0	0	66
5	5	0	0	42	0	0	0	0	0	0	0	0	0	0	0	42
6	6	0	0	27	0	0	0	0	0	0	0	0	0	0	0	27
7 - No Confidence at All	7	0	0	19	0	0	0	0	0	0	0	0	0	0	0	19
Don't know	8	0	0	3	0	0	0	0	0	0	0	0	0	0	0	3
No answer	9	0	0	9	0	0	0	0	0	0	0	0	0	0	0	9
Not applicable	IAP	13626	354	7058	353	5907	10334	2817	2765	2812	4510	2023	2044	1974	2538	59115

I. TV

[VAR: CONTVY]

RESPONSE	PUNCH	YEAR														
		1972-82	1982B	1983-87	1987B	1988-91	1993-98	2000	2002	2004	2006	2008	2010	2012	2014	ALL
1 - Complete Confidence	1	0	0	35	0	0	0	0	0	0	0	0	0	0	0	35
2	2	0	0	51	0	0	0	0	0	0	0	0	0	0	0	51
3	3	0	0	65	0	0	0	0	0	0	0	0	0	0	0	65
4	4	0	0	134	0	0	0	0	0	0	0	0	0	0	0	134
5	5	0	0	74	0	0	0	0	0	0	0	0	0	0	0	74
6	6	0	0	65	0	0	0	0	0	0	0	0	0	0	0	65
7 - No Confidence at All	7	0	0	48	0	0	0	0	0	0	0	0	0	0	0	48
Don't know	8	0	0	6	0	0	0	0	0	0	0	0	0	0	0	6
No answer	9	0	0	6	0	0	0	0	0	0	0	0	0	0	0	6
Not applicable	IAP	13626	354	7058	353	5907	10334	2817	2765	2812	4510	2023	2044	1974	2538	59115

J. U.S. Supreme Court

[VAR: CONJUDGY]

RESPONSE	PUNCH	YEAR														
		1972-82	1982B	1983-87	1987B	1988-91	1993-98	2000	2002	2004	2006	2008	2010	2012	2014	ALL
1 - Complete Confidence	1	0	0	52	0	0	0	0	0	0	0	0	0	0	0	52
2	2	0	0	106	0	0	0	0	0	0	0	0	0	0	0	106
3	3	0	0	93	0	0	0	0	0	0	0	0	0	0	0	93
4	4	0	0	89	0	0	0	0	0	0	0	0	0	0	0	89
5	5	0	0	51	0	0	0	0	0	0	0	0	0	0	0	51
6	6	0	0	37	0	0	0	0	0	0	0	0	0	0	0	37
7 - No Confidence at All	7	0	0	30	0	0	0	0	0	0	0	0	0	0	0	30
Don't know	8	0	0	20	0	0	0	0	0	0	0	0	0	0	0	20
No answer	9	0	0	6	0	0	0	0	0	0	0	0	0	0	0	6
Not applicable	IAP	13626	354	7058	353	5907	10334	2817	2765	2812	4510	2023	2044	1974	2538	59115

K. Scientific community

[VAR: CONSCIY]

RESPONSE	PUNCH	YEAR														
		1972-82	1982B	1983-87	1987B	1988-91	1993-98	2000	2002	2004	2006	2008	2010	2012	2014	ALL
1 - Complete Confidence	1	0	0	64	0	0	0	0	0	0	0	0	0	0	0	64
2	2	0	0	122	0	0	0	0	0	0	0	0	0	0	0	122
3	3	0	0	100	0	0	0	0	0	0	0	0	0	0	0	100
4	4	0	0	88	0	0	0	0	0	0	0	0	0	0	0	88
5	5	0	0	31	0	0	0	0	0	0	0	0	0	0	0	31
6	6	0	0	28	0	0	0	0	0	0	0	0	0	0	0	28
7 - No Confidence at All	7	0	0	13	0	0	0	0	0	0	0	0	0	0	0	13
Don't know	8	0	0	30	0	0	0	0	0	0	0	0	0	0	0	30
No answer	9	0	0	8	0	0	0	0	0	0	0	0	0	0	0	8
Not applicable	IAP	13626	354	7058	353	5907	10334	2817	2765	2812	4510	2023	2044	1974	2538	59115

L. Congress

[VAR: CONLEGIY]

RESPONSE	PUNCH	YEAR														
		1972-82	1982B	1983-87	1987B	1988-91	1993-98	2000	2002	2004	2006	2008	2010	2012	2014	ALL
1 - Complete Confidence	1	0	0	20	0	0	0	0	0	0	0	0	0	0	0	20
2	2	0	0	53	0	0	0	0	0	0	0	0	0	0	0	53
3	3	0	0	91	0	0	0	0	0	0	0	0	0	0	0	91
4	4	0	0	129	0	0	0	0	0	0	0	0	0	0	0	129
5	5	0	0	82	0	0	0	0	0	0	0	0	0	0	0	82
6	6	0	0	55	0	0	0	0	0	0	0	0	0	0	0	55
7 - No Confidence at All	7	0	0	34	0	0	0	0	0	0	0	0	0	0	0	34
Don't know	8	0	0	10	0	0	0	0	0	0	0	0	0	0	0	10
No answer	9	0	0	10	0	0	0	0	0	0	0	0	0	0	0	10
Not applicable	IAP	13626	354	7058	353	5907	10334	2817	2765	2812	4510	2023	2044	1974	2538	59115

M. Military

[VAR: CONARMYY]

RESPONSE	PUNCH	YEAR														
		1972-82	1982B	1983-87	1987B	1988-91	1993-98	2000	2002	2004	2006	2008	2010	2012	2014	ALL
1 - Complete Confidence	1	0	0	76	0	0	0	0	0	0	0	0	0	0	0	76
2	2	0	0	74	0	0	0	0	0	0	0	0	0	0	0	74
3	3	0	0	82	0	0	0	0	0	0	0	0	0	0	0	82
4	4	0	0	113	0	0	0	0	0	0	0	0	0	0	0	113
5	5	0	0	64	0	0	0	0	0	0	0	0	0	0	0	64
6	6	0	0	34	0	0	0	0	0	0	0	0	0	0	0	34
7 - No Confidence at All	7	0	0	21	0	0	0	0	0	0	0	0	0	0	0	21
Don't know	8	0	0	13	0	0	0	0	0	0	0	0	0	0	0	13
No answer	9	0	0	7	0	0	0	0	0	0	0	0	0	0	0	7
Not applicable	IAP	13626	354	7058	353	5907	10334	2817	2765	2812	4510	2023	2044	1974	2538	59115

REMARKS: CARD AP contained punches 1-7. In 1984, this variant wording appeared on Form 3 while the standard wording, CONFINAN-CONARMY, appeared on Forms 1 and 2. See Appendix T, GSS Methodological Report Nos. 30 and 31. See Appendix P.

Now to a different subject.

165. A. Which three qualities listed on this card would you say are the most desirable for a child to have?
- B. Which one of these three is the most desirable of all?
- C. All of the qualities listed on this card may be desirable, but could you tell me which three you consider least important?
- D. And which one of these three is least important of all?

HAND CARD AQ

1. That he has good manners

[VAR: MANNERS]

RESPONSE	PUNCH	YEAR														
		1972-82	1982B	1983-87	1987B	1988-91	1993-98	2000	2002	2004	2006	2008	2010	2012	2014	ALL
One most desirable	1	206	0	50	0	0	0	0	0	0	0	0	0	0	0	256
Three most desirable	2	1363	0	353	0	0	0	0	0	0	0	0	0	0	0	1716
Not mentioned	3	3467	0	831	0	0	0	0	0	0	0	0	0	0	0	4298
Three least desirable	4	1147	0	284	0	0	0	0	0	0	0	0	0	0	0	1431
One least desirable	5	295	0	61	0	0	0	0	0	0	0	0	0	0	0	356
Don't know	8	3	0	0	0	0	0	0	0	0	0	0	0	0	0	3
No answer	9	37	0	20	0	0	0	0	0	0	0	0	0	0	0	57
Not applicable	IAP	7108	354	5943	353	5907	10334	2817	2765	2812	4510	2023	2044	1974	2538	51482

2. That he tries hard to succeed

[VAR: SUCCESS]

RESPONSE	PUNCH	YEAR														
		1972-82	1982B	1983-87	1987B	1988-91	1993-98	2000	2002	2004	2006	2008	2010	2012	2014	ALL
One most desirable	1	173	0	42	0	0	0	0	0	0	0	0	0	0	0	215
Three most desirable	2	696	0	195	0	0	0	0	0	0	0	0	0	0	0	891
Not mentioned	3	3935	0	990	0	0	0	0	0	0	0	0	0	0	0	4925
Three least desirable	4	1344	0	292	0	0	0	0	0	0	0	0	0	0	0	1636
One least desirable	5	332	0	60	0	0	0	0	0	0	0	0	0	0	0	392
Don't know	8	3	0	0	0	0	0	0	0	0	0	0	0	0	0	3
No answer	9	35	0	20	0	0	0	0	0	0	0	0	0	0	0	55
Not applicable	IAP	7108	354	5943	353	5907	10334	2817	2765	2812	4510	2023	2044	1974	2538	51482

3. That he is honest

[VAR: HONEST]

<u>RESPONSE</u>	<u>PUNCH</u>	<u>YEAR</u>														
		<u>1972-82</u>	<u>1982B</u>	<u>1983-87</u>	<u>1987B</u>	<u>1988-91</u>	<u>1993-98</u>	<u>2000</u>	<u>2002</u>	<u>2004</u>	<u>2006</u>	<u>2008</u>	<u>2010</u>	<u>2012</u>	<u>2014</u>	<u>ALL</u>
One most desirable	1	2460	0	569	0	0	0	0	0	0	0	0	0	0	0	3029
Three most desirable	2	1938	0	505	0	0	0	0	0	0	0	0	0	0	0	2443
Not mentioned	3	1986	0	481	0	0	0	0	0	0	0	0	0	0	0	2467
Three least desirable	4	68	0	20	0	0	0	0	0	0	0	0	0	0	0	88
One least desirable	5	28	0	4	0	0	0	0	0	0	0	0	0	0	0	32
Don't know	8	3	0	0	0	0	0	0	0	0	0	0	0	0	0	3
No answer	9	35	0	20	0	0	0	0	0	0	0	0	0	0	0	55
Not applicable	IAP	7108	354	5943	353	5907	10334	2817	2765	2812	4510	2023	2044	1974	2538	51482

4. That he is neat and clean

[VAR: CLEAN]

<u>RESPONSE</u>	<u>PUNCH</u>	<u>YEAR</u>														
		<u>1972-82</u>	<u>1982B</u>	<u>1983-87</u>	<u>1987B</u>	<u>1988-91</u>	<u>1993-98</u>	<u>2000</u>	<u>2002</u>	<u>2004</u>	<u>2006</u>	<u>2008</u>	<u>2010</u>	<u>2012</u>	<u>2014</u>	<u>ALL</u>
One most desirable	1	46	0	12	0	0	0	0	0	0	0	0	0	0	0	58
Three most desirable	2	468	0	94	0	0	0	0	0	0	0	0	0	0	0	562
Not mentioned	3	3559	0	825	0	0	0	0	0	0	0	0	0	0	0	4384
Three least desirable	4	1569	0	433	0	0	0	0	0	0	0	0	0	0	0	2002
One least desirable	5	836	0	215	0	0	0	0	0	0	0	0	0	0	0	1051
Don't know	8	3	0	0	0	0	0	0	0	0	0	0	0	0	0	3
No answer	9	37	0	20	0	0	0	0	0	0	0	0	0	0	0	57
Not applicable	IAP	7108	354	5943	353	5907	10334	2817	2765	2812	4510	2023	2044	1974	2538	51482

5. That he has good sense and sound judgment

[VAR: JUDGMENT]

<u>RESPONSE</u>	<u>PUNCH</u>	<u>YEAR</u>														
		<u>1972-82</u>	<u>1982B</u>	<u>1983-87</u>	<u>1987B</u>	<u>1988-91</u>	<u>1993-98</u>	<u>2000</u>	<u>2002</u>	<u>2004</u>	<u>2006</u>	<u>2008</u>	<u>2010</u>	<u>2012</u>	<u>2014</u>	<u>ALL</u>
One most desirable	1	1107	0	281	0	0	0	0	0	0	0	0	0	0	0	1388
Three most desirable	2	1329	0	301	0	0	0	0	0	0	0	0	0	0	0	1630
Not mentioned	3	3557	0	865	0	0	0	0	0	0	0	0	0	0	0	4422
Three least desirable	4	399	0	113	0	0	0	0	0	0	0	0	0	0	0	512
One least desirable	5	88	0	19	0	0	0	0	0	0	0	0	0	0	0	107
Don't know	8	3	0	0	0	0	0	0	0	0	0	0	0	0	0	3
No answer	9	35	0	20	0	0	0	0	0	0	0	0	0	0	0	55
Not applicable	IAP	7108	354	5943	353	5907	10334	2817	2765	2812	4510	2023	2044	1974	2538	51482

6. That he has self-control

[VAR: CONTROL]

<u>RESPONSE</u>	<u>PUNCH</u>	<u>YEAR</u>														
		<u>1972-82</u>	<u>1982B</u>	<u>1983-87</u>	<u>1987B</u>	<u>1988-91</u>	<u>1993-98</u>	<u>2000</u>	<u>2002</u>	<u>2004</u>	<u>2006</u>	<u>2008</u>	<u>2010</u>	<u>2012</u>	<u>2014</u>	<u>ALL</u>
One most desirable	1	197	0	42	0	0	0	0	0	0	0	0	0	0	0	239
Three most desirable	2	963	0	196	0	0	0	0	0	0	0	0	0	0	0	1159
Not mentioned	3	4566	0	1183	0	0	0	0	0	0	0	0	0	0	0	5749
Three least desirable	4	641	0	132	0	0	0	0	0	0	0	0	0	0	0	773
One least desirable	5	112	0	26	0	0	0	0	0	0	0	0	0	0	0	138
Don't know	8	3	0	0	0	0	0	0	0	0	0	0	0	0	0	3
No answer	9	36	0	20	0	0	0	0	0	0	0	0	0	0	0	56
Not applicable	IAP	7108	354	5943	353	5907	10334	2817	2765	2812	4510	2023	2044	1974	2538	51482

7. That he acts like a boy (she acts like a girl)

[VAR: ROLE]

<u>RESPONSE</u>	<u>PUNCH</u>	<u>YEAR</u>														
		<u>1972-82</u>	<u>1982B</u>	<u>1983-87</u>	<u>1987B</u>	<u>1988-91</u>	<u>1993-98</u>	<u>2000</u>	<u>2002</u>	<u>2004</u>	<u>2006</u>	<u>2008</u>	<u>2010</u>	<u>2012</u>	<u>2014</u>	<u>ALL</u>
One most desirable	1	51	0	11	0	0	0	0	0	0	0	0	0	0	0	62
Three most desirable	2	212	0	36	0	0	0	0	0	0	0	0	0	0	0	248
Not mentioned	3	2142	0	475	0	0	0	0	0	0	0	0	0	0	0	2617
Three least desirable	4	1464	0	381	0	0	0	0	0	0	0	0	0	0	0	1845
One least desirable	5	2611	0	676	0	0	0	0	0	0	0	0	0	0	0	3287
Don't know	8	3	0	0	0	0	0	0	0	0	0	0	0	0	0	3
No answer	9	35	0	20	0	0	0	0	0	0	0	0	0	0	0	55
Not applicable	IAP	7108	354	5943	353	5907	10334	2817	2765	2812	4510	2023	2044	1974	2538	51482

8. That he gets along well with other children

[VAR: AMICABLE]

<u>RESPONSE</u>	<u>PUNCH</u>	<u>YEAR</u>														
		<u>1972-82</u>	<u>1982B</u>	<u>1983-87</u>	<u>1987B</u>	<u>1988-91</u>	<u>1993-98</u>	<u>2000</u>	<u>2002</u>	<u>2004</u>	<u>2006</u>	<u>2008</u>	<u>2010</u>	<u>2012</u>	<u>2014</u>	<u>ALL</u>
One most desirable	1	124	0	26	0	0	0	0	0	0	0	0	0	0	0	150
Three most desirable	2	765	0	139	0	0	0	0	0	0	0	0	0	0	0	904
Not mentioned	3	4614	0	1195	0	0	0	0	0	0	0	0	0	0	0	5809
Three least desirable	4	767	0	175	0	0	0	0	0	0	0	0	0	0	0	942
One least desirable	5	208	0	44	0	0	0	0	0	0	0	0	0	0	0	252
Don't know	8	3	0	0	0	0	0	0	0	0	0	0	0	0	0	3
No answer	9	37	0	20	0	0	0	0	0	0	0	0	0	0	0	57
Not applicable	IAP	7108	354	5943	353	5907	10334	2817	2765	2812	4510	2023	2044	1974	2538	51482

9. That he obeys his parents well

[VAR: OBEYS]

<u>RESPONSE</u>	<u>PUNCH</u>	<u>YEAR</u>														
		<u>1972-82</u>	<u>1982B</u>	<u>1983-87</u>	<u>1987B</u>	<u>1988-91</u>	<u>1993-98</u>	<u>2000</u>	<u>2002</u>	<u>2004</u>	<u>2006</u>	<u>2008</u>	<u>2010</u>	<u>2012</u>	<u>2014</u>	<u>ALL</u>
One most desirable	1	897	0	253	0	0	0	0	0	0	0	0	0	0	0	1150
Three most desirable	2	1061	0	289	0	0	0	0	0	0	0	0	0	0	0	1350
Not mentioned	3	4089	0	942	0	0	0	0	0	0	0	0	0	0	0	5031
Three least desirable	4	381	0	89	0	0	0	0	0	0	0	0	0	0	0	470
One least desirable	5	52	0	6	0	0	0	0	0	0	0	0	0	0	0	58
Don't know	8	3	0	0	0	0	0	0	0	0	0	0	0	0	0	3
No answer	9	35	0	20	0	0	0	0	0	0	0	0	0	0	0	55
Not applicable	IAP	7108	354	5943	353	5907	10334	2817	2765	2812	4510	2023	2044	1974	2538	51482

10. That he is responsible

[VAR: RESPONSI]

<u>RESPONSE</u>	<u>PUNCH</u>	<u>YEAR</u>														
		<u>1972-82</u>	<u>1982B</u>	<u>1983-87</u>	<u>1987B</u>	<u>1988-91</u>	<u>1993-98</u>	<u>2000</u>	<u>2002</u>	<u>2004</u>	<u>2006</u>	<u>2008</u>	<u>2010</u>	<u>2012</u>	<u>2014</u>	<u>ALL</u>
One most desirable	1	507	0	118	0	0	0	0	0	0	0	0	0	0	0	625
Three most desirable	2	1585	0	435	0	0	0	0	0	0	0	0	0	0	0	2020
Not mentioned	3	3945	0	943	0	0	0	0	0	0	0	0	0	0	0	4888
Three least mentioned	4	353	0	72	0	0	0	0	0	0	0	0	0	0	0	425
One least mentioned	5	88	0	11	0	0	0	0	0	0	0	0	0	0	0	99
Don't know	8	3	0	0	0	0	0	0	0	0	0	0	0	0	0	3
No answer	9	37	0	20	0	0	0	0	0	0	0	0	0	0	0	57
Not applicable	IAP	7108	354	5943	353	5907	10334	2817	2765	2812	4510	2023	2044	1974	2538	51482

11. That he is considerate of others

[VAR: CONSIDER]

<u>RESPONSE</u>	<u>PUNCH</u>	<u>YEAR</u>														
		<u>1972-82</u>	<u>1982B</u>	<u>1983-87</u>	<u>1987B</u>	<u>1988-91</u>	<u>1993-98</u>	<u>2000</u>	<u>2002</u>	<u>2004</u>	<u>2006</u>	<u>2008</u>	<u>2010</u>	<u>2012</u>	<u>2014</u>	<u>ALL</u>
One most desirable	1	446	0	126	0	0	0	0	0	0	0	0	0	0	0	572
Three most desirable	2	1369	0	349	0	0	0	0	0	0	0	0	0	0	0	1718
Not mentioned	3	4196	0	1025	0	0	0	0	0	0	0	0	0	0	0	5221
Three least desirable	4	395	0	59	0	0	0	0	0	0	0	0	0	0	0	454
One least desirable	5	74	0	20	0	0	0	0	0	0	0	0	0	0	0	94
Don't know	8	3	0	0	0	0	0	0	0	0	0	0	0	0	0	3
No answer	9	35	0	20	0	0	0	0	0	0	0	0	0	0	0	55
Not applicable	IAP	7108	354	5943	353	5907	10334	2817	2765	2812	4510	2023	2044	1974	2538	51482

12. That he is interested in how and why things happen

[VAR: INTEREST]

RESPONSE	PUNCH	YEAR														
		1972-82	1982B	1983-87	1987B	1988-91	1993-98	2000	2002	2004	2006	2008	2010	2012	2014	ALL
One most desirable	1	212	0	33	0	0	0	0	0	0	0	0	0	0	0	245
Three most desirable	2	868	0	176	0	0	0	0	0	0	0	0	0	0	0	1044
Not mentioned	3	2911	0	648	0	0	0	0	0	0	0	0	0	0	0	3559
Three least desirable	4	1611	0	465	0	0	0	0	0	0	0	0	0	0	0	2076
One least desirable	5	876	0	257	0	0	0	0	0	0	0	0	0	0	0	1133
Don't know	8	3	0	0	0	0	0	0	0	0	0	0	0	0	0	3
No answer	9	37	0	20	0	0	0	0	0	0	0	0	0	0	0	57
Not applicable	IAP	7108	354	5943	353	5907	10334	2817	2765	2812	4510	2023	2044	1974	2538	51482

13. That he is a good student

[VAR: STUDIOUS]

RESPONSE	PUNCH	YEAR														
		1972-82	1982B	1983-87	1987B	1988-91	1993-98	2000	2002	2004	2006	2008	2010	2012	2014	ALL
One most desirable	1	43	0	13	0	0	0	0	0	0	0	0	0	0	0	56
Three most desirable	2	276	0	82	0	0	0	0	0	0	0	0	0	0	0	358
Not mentioned	3	3606	0	891	0	0	0	0	0	0	0	0	0	0	0	4497
Three least desirable	4	1996	0	473	0	0	0	0	0	0	0	0	0	0	0	2469
One least desirable	5	559	0	120	0	0	0	0	0	0	0	0	0	0	0	679
Don't know	8	3	0	0	0	0	0	0	0	0	0	0	0	0	0	3
No answer	9	35	0	20	0	0	0	0	0	0	0	0	0	0	0	55
Not applicable	IAP	7108	354	5943	353	5907	10334	2817	2765	2812	4510	2023	2044	1974	2538	51482

REMARKS: See Appendix D, Recodes, for original question format. CARD AQ contained items A-M. MANNERS-STUDIOUS was asked only on Form I in 1978. See MANNERSY-STUDIOUY and MANNERSZ-STUDIOUZ. In 1983 MANNERS-STUDIOUS was asked after ABDEFFECT-ABANY on Form 1 and before ABDEFFECT-ABANY on Form 2. See Appendix P.

Now to a different subject.

- 166. A. Which three qualities listed on this card would you say are the most desirable for a child to have?
- B. Which one of these three is the most desirable of all?
- C. All of the qualities listed on this card may be desirable, but could you tell me which three you consider least important?
- D. And which one of these three is least important of all?

HAND
CARD AR

- 1. That a child has good manners

[VAR: MANNERSY]

<u>RESPONSE</u>	<u>PUNCH</u>	<u>YEAR</u>														
		<u>1972-82</u>	<u>1982B</u>	<u>1983-87</u>	<u>1987B</u>	<u>1988-91</u>	<u>1993-98</u>	<u>2000</u>	<u>2002</u>	<u>2004</u>	<u>2006</u>	<u>2008</u>	<u>2010</u>	<u>2012</u>	<u>2014</u>	<u>ALL</u>
One most desirable	1	22	0	55	0	0	0	0	0	0	0	0	0	0	0	77
Three most desirable	2	119	0	318	0	0	0	0	0	0	0	0	0	0	0	437
Not mentioned	3	251	0	1300	0	0	0	0	0	0	0	0	0	0	0	1551
Three least desirable	4	83	0	393	0	0	0	0	0	0	0	0	0	0	0	476
One least desirable	5	12	0	88	0	0	0	0	0	0	0	0	0	0	0	100
No answer	9	5	0	49	0	0	0	0	0	0	0	0	0	0	0	54
Not applicable	IAP	13134	354	5339	353	5907	10334	2817	2765	2812	4510	2023	2044	1974	2538	56904

- 2. That a child tries hard to succeed

[VAR: SUCCESSY]

<u>RESPONSE</u>	<u>PUNCH</u>	<u>YEAR</u>														
		<u>1972-82</u>	<u>1982B</u>	<u>1983-87</u>	<u>1987B</u>	<u>1988-91</u>	<u>1993-98</u>	<u>2000</u>	<u>2002</u>	<u>2004</u>	<u>2006</u>	<u>2008</u>	<u>2010</u>	<u>2012</u>	<u>2014</u>	<u>ALL</u>
One most desirable	1	20	0	89	0	0	0	0	0	0	0	0	0	0	0	109
Three most desirable	2	71	0	290	0	0	0	0	0	0	0	0	0	0	0	361
Not mentioned	3	295	0	1260	0	0	0	0	0	0	0	0	0	0	0	1555
Three least desirable	4	89	0	433	0	0	0	0	0	0	0	0	0	0	0	522
One least desirable	5	12	0	82	0	0	0	0	0	0	0	0	0	0	0	94
No answer	9	5	0	49	0	0	0	0	0	0	0	0	0	0	0	54
Not applicable	IAP	13134	354	5339	353	5907	10334	2817	2765	2812	4510	2023	2044	1974	2538	56904

3. That a child is honest

[VAR: HONESTY]

RESPONSE	PUNCH	YEAR														
		<u>1972-82</u>	<u>1982B</u>	<u>1983-87</u>	<u>1987B</u>	<u>1988-91</u>	<u>1993-98</u>	<u>2000</u>	<u>2002</u>	<u>2004</u>	<u>2006</u>	<u>2008</u>	<u>2010</u>	<u>2012</u>	<u>2014</u>	<u>ALL</u>
One most desirable	1	161	0	621	0	0	0	0	0	0	0	0	0	0	0	782
Three most desirable	2	148	0	608	0	0	0	0	0	0	0	0	0	0	0	756
Not mentioned	3	174	0	891	0	0	0	0	0	0	0	0	0	0	0	1065
Three least desirable	4	4	0	27	0	0	0	0	0	0	0	0	0	0	0	31
One least desirable	5	0	0	7	0	0	0	0	0	0	0	0	0	0	0	7
No answer	9	5	0	49	0	0	0	0	0	0	0	0	0	0	0	54
Not applicable	IAP	13134	354	5339	353	5907	10334	2817	2765	2812	4510	2023	2044	1974	2538	56904

4. That a child is neat and clean

[VAR: CLEANY]

RESPONSE	PUNCH	YEAR														
		<u>1972-82</u>	<u>1982B</u>	<u>1983-87</u>	<u>1987B</u>	<u>1988-91</u>	<u>1993-98</u>	<u>2000</u>	<u>2002</u>	<u>2004</u>	<u>2006</u>	<u>2008</u>	<u>2010</u>	<u>2012</u>	<u>2014</u>	<u>ALL</u>
One most desirable	1	2	0	17	0	0	0	0	0	0	0	0	0	0	0	19
Three most desirable	2	27	0	121	0	0	0	0	0	0	0	0	0	0	0	148
Not mentioned	3	271	0	1065	0	0	0	0	0	0	0	0	0	0	0	1336
Three least desirable	4	117	0	617	0	0	0	0	0	0	0	0	0	0	0	734
One least desirable	5	70	0	334	0	0	0	0	0	0	0	0	0	0	0	404
No answer	9	5	0	49	0	0	0	0	0	0	0	0	0	0	0	54
Not applicable	IAP	13134	354	5339	353	5907	10334	2817	2765	2812	4510	2023	2044	1974	2538	56904

5. That a child has good sense and sound judgment

[VAR: JUDGMENY]

RESPONSE	PUNCH	YEAR														
		<u>1972-82</u>	<u>1982B</u>	<u>1983-87</u>	<u>1987B</u>	<u>1988-91</u>	<u>1993-98</u>	<u>2000</u>	<u>2002</u>	<u>2004</u>	<u>2006</u>	<u>2008</u>	<u>2010</u>	<u>2012</u>	<u>2014</u>	<u>ALL</u>
One most desirable	1	78	0	408	0	0	0	0	0	0	0	0	0	0	0	486
Three most desirable	2	100	0	434	0	0	0	0	0	0	0	0	0	0	0	534
Not mentioned	3	262	0	1110	0	0	0	0	0	0	0	0	0	0	0	1372
Three least desirable	4	39	0	156	0	0	0	0	0	0	0	0	0	0	0	195
One least desirable	5	8	0	46	0	0	0	0	0	0	0	0	0	0	0	54
No answer	9	5	0	49	0	0	0	0	0	0	0	0	0	0	0	54
Not applicable	IAP	13134	354	5339	353	5907	10334	2817	2765	2812	4510	2023	2044	1974	2538	56904

6. That a child has self-control

[VAR: CONTROLY]

<u>RESPONSE</u>	<u>PUNCH</u>	<u>YEAR</u>														
		<u>1972-82</u>	<u>1982B</u>	<u>1983-87</u>	<u>1987B</u>	<u>1988-91</u>	<u>1993-98</u>	<u>2000</u>	<u>2002</u>	<u>2004</u>	<u>2006</u>	<u>2008</u>	<u>2010</u>	<u>2012</u>	<u>2014</u>	<u>ALL</u>
One most desirable	1	14	0	47	0	0	0	0	0	0	0	0	0	0	0	61
Three most desirable	2	56	0	249	0	0	0	0	0	0	0	0	0	0	0	305
Not mentioned	3	360	0	1563	0	0	0	0	0	0	0	0	0	0	0	1923
Three least desirable	4	47	0	237	0	0	0	0	0	0	0	0	0	0	0	284
One least desirable	5	10	0	58	0	0	0	0	0	0	0	0	0	0	0	68
No answer	9	5	0	49	0	0	0	0	0	0	0	0	0	0	0	54
Not applicable	IAP	13134	354	5339	353	5907	10334	2817	2765	2812	4510	2023	2044	1974	2538	56904

7. That he acts like a boy or she acts like a girl

[VAR: ROLEJ]

<u>RESPONSE</u>	<u>PUNCH</u>	<u>YEAR</u>														
		<u>1972-82</u>	<u>1982B</u>	<u>1983-87</u>	<u>1987B</u>	<u>1988-91</u>	<u>1993-98</u>	<u>2000</u>	<u>2002</u>	<u>2004</u>	<u>2006</u>	<u>2008</u>	<u>2010</u>	<u>2012</u>	<u>2014</u>	<u>ALL</u>
One most desirable	1	3	0	13	0	0	0	0	0	0	0	0	0	0	0	16
Three most desirable	2	15	0	57	0	0	0	0	0	0	0	0	0	0	0	72
Not mentioned	3	139	0	508	0	0	0	0	0	0	0	0	0	0	0	647
Three least desirable	4	109	0	516	0	0	0	0	0	0	0	0	0	0	0	625
One least desirable	5	221	0	1060	0	0	0	0	0	0	0	0	0	0	0	1281
No answer	9	5	0	49	0	0	0	0	0	0	0	0	0	0	0	54
Not applicable	IAP	13134	354	5339	353	5907	10334	2817	2765	2812	4510	2023	2044	1974	2538	56904

8. That a child gets along well with other children

[VAR: AMICABLY]

<u>RESPONSE</u>	<u>PUNCH</u>	<u>YEAR</u>														
		<u>1972-82</u>	<u>1982B</u>	<u>1983-87</u>	<u>1987B</u>	<u>1988-91</u>	<u>1993-98</u>	<u>2000</u>	<u>2002</u>	<u>2004</u>	<u>2006</u>	<u>2008</u>	<u>2010</u>	<u>2012</u>	<u>2014</u>	<u>ALL</u>
One most desirable	1	7	0	41	0	0	0	0	0	0	0	0	0	0	0	48
Three most desirable	2	52	0	228	0	0	0	0	0	0	0	0	0	0	0	280
Not mentioned	3	356	0	1542	0	0	0	0	0	0	0	0	0	0	0	1898
Three least desirable	4	63	0	282	0	0	0	0	0	0	0	0	0	0	0	345
One least desirable	5	9	0	61	0	0	0	0	0	0	0	0	0	0	0	70
No answer	9	5	0	49	0	0	0	0	0	0	0	0	0	0	0	54
Not applicable	IAP	13134	354	5339	353	5907	10334	2817	2765	2812	4510	2023	2044	1974	2538	56904

9. That a child obeys his or her parents well

[VAR: OBEYSY]

<u>RESPONSE</u>	<u>PUNCH</u>	<u>YEAR</u>														
		<u>1972-82</u>	<u>1982B</u>	<u>1983-87</u>	<u>1987B</u>	<u>1988-91</u>	<u>1993-98</u>	<u>2000</u>	<u>2002</u>	<u>2004</u>	<u>2006</u>	<u>2008</u>	<u>2010</u>	<u>2012</u>	<u>2014</u>	<u>ALL</u>
One most desirable	1	90	0	375	0	0	0	0	0	0	0	0	0	0	0	465
Three most desirable	2	66	0	364	0	0	0	0	0	0	0	0	0	0	0	430
Not mentioned	3	303	0	1303	0	0	0	0	0	0	0	0	0	0	0	1606
Three least desirable	4	24	0	102	0	0	0	0	0	0	0	0	0	0	0	126
One least desirable	5	4	0	10	0	0	0	0	0	0	0	0	0	0	0	14
No answer	9	5	0	49	0	0	0	0	0	0	0	0	0	0	0	54
Not applicable	IAP	13134	354	5339	353	5907	10334	2817	2765	2812	4510	2023	2044	1974	2538	56904

10. That a child is responsible

[VAR: RESPNSY]

<u>RESPONSE</u>	<u>PUNCH</u>	<u>YEAR</u>														
		<u>1972-82</u>	<u>1982B</u>	<u>1983-87</u>	<u>1987B</u>	<u>1988-91</u>	<u>1993-98</u>	<u>2000</u>	<u>2002</u>	<u>2004</u>	<u>2006</u>	<u>2008</u>	<u>2010</u>	<u>2012</u>	<u>2014</u>	<u>ALL</u>
One most desirable	1	39	0	175	0	0	0	0	0	0	0	0	0	0	0	214
Three most desirable	2	112	0	512	0	0	0	0	0	0	0	0	0	0	0	624
Not mentioned	3	293	0	1286	0	0	0	0	0	0	0	0	0	0	0	1579
Three least desirable	4	35	0	162	0	0	0	0	0	0	0	0	0	0	0	197
One least desirable	5	8	0	19	0	0	0	0	0	0	0	0	0	0	0	27
No answer	9	5	0	49	0	0	0	0	0	0	0	0	0	0	0	54
Not applicable	IAP	13134	354	5339	353	5907	10334	2817	2765	2812	4510	2023	2044	1974	2538	56904

11. That a child is considerate of others

[VAR: CONSIDY]

<u>RESPONSE</u>	<u>PUNCH</u>	<u>YEAR</u>														
		<u>1972-82</u>	<u>1982B</u>	<u>1983-87</u>	<u>1987B</u>	<u>1988-91</u>	<u>1993-98</u>	<u>2000</u>	<u>2002</u>	<u>2004</u>	<u>2006</u>	<u>2008</u>	<u>2010</u>	<u>2012</u>	<u>2014</u>	<u>ALL</u>
One most desirable	1	32	0	175	0	0	0	0	0	0	0	0	0	0	0	207
Three most desirable	2	104	0	514	0	0	0	0	0	0	0	0	0	0	0	618
Not mentioned	3	311	0	1322	0	0	0	0	0	0	0	0	0	0	0	1633
Three least desirable	4	33	0	122	0	0	0	0	0	0	0	0	0	0	0	155
One least desirable	5	7	0	21	0	0	0	0	0	0	0	0	0	0	0	28
No answer	9	5	0	49	0	0	0	0	0	0	0	0	0	0	0	54
Not applicable	IAP	13134	354	5339	353	5907	10334	2817	2765	2812	4510	2023	2044	1974	2538	56904

12. That a child is interested in how and why things happen

[VAR: INTERESY]

RESPONSE	PUNCH	YEAR														
		1972-82	1982B	1983-87	1987B	1988-91	1993-98	2000	2002	2004	2006	2008	2010	2012	2014	ALL
One most desirable	1	14	0	91	0	0	0	0	0	0	0	0	0	0	0	105
Three most desirable	2	77	0	364	0	0	0	0	0	0	0	0	0	0	0	441
Not mentioned	3	225	0	976	0	0	0	0	0	0	0	0	0	0	0	1201
Three least desirable	4	115	0	531	0	0	0	0	0	0	0	0	0	0	0	646
One least desirable	5	56	0	192	0	0	0	0	0	0	0	0	0	0	0	248
No answer	9	5	0	49	0	0	0	0	0	0	0	0	0	0	0	54
Not applicable	IAP	13134	354	5339	353	5907	10334	2817	2765	2812	4510	2023	2044	1974	2538	56904

13. That a child is a good student

[VAR: STUDIOUY]

RESPONSE	PUNCH	YEAR														
		1972-82	1982B	1983-87	1987B	1988-91	1993-98	2000	2002	2004	2006	2008	2010	2012	2014	ALL
One most desirable	1	4	0	41	0	0	0	0	0	0	0	0	0	0	0	45
Three most desirable	2	26	0	235	0	0	0	0	0	0	0	0	0	0	0	261
Not mentioned	3	296	0	1272	0	0	0	0	0	0	0	0	0	0	0	1568
Three least desirable	4	128	0	506	0	0	0	0	0	0	0	0	0	0	0	634
One least desirable	5	33	0	100	0	0	0	0	0	0	0	0	0	0	0	133
No answer	9	5	0	49	0	0	0	0	0	0	0	0	0	0	0	54
Not applicable	IAP	13134	354	5339	353	5907	10334	2817	2765	2812	4510	2023	2044	1974	2538	56904

REMARKS: CARD AR contained items A-M. See Appendix T, GSS Methodological Reports Nos. 13, 26, 30, 45, and 46. MANNERSY-STUDIOUY was asked on Form 2 in 1980. The standard version, MANNERS-STUDIOUS appeared on Form 1 in 1980 and another variant, MANNERSZ-STUDIOUZ, appeared on Form 3 in 1980. In 1984 on Forms 1 and 2 items appeared on CARD AR in the order indicated above. On Form 3 items appeared in the revised order, M-A. In 1986 MANNERSY-STUDIOUY was asked on Form 1 and OBEY-HELPOTH was asked on Form 2. As on Form 3 in 1984 the items in 1986 appeared in reverse order, M-A. See Appendix P. If planning to perform trend analysis with these variables, please consult GSS Methodological Report No. 56.

167. Please look at the qualities listed on this card. (SHOW CARD: LET R. INSPECT) All of the qualities may be desirable for a child to have, but could you tell me whether the quality is extremely important, very important, fairly important, not too important, or not at all important. READ AND RECORD RESPONSES FOR EACH.

HAND CARD AS

A. That he has good manners

[VAR: MANNERSZ]

RESPONSE	PUNCH	YEAR														
		1972-82	1982B	1983-87	1987B	1988-91	1993-98	2000	2002	2004	2006	2008	2010	2012	2014	ALL
Extremely important	1	135	0	0	0	0	0	0	0	0	0	0	0	0	0	135
Very important	2	261	0	0	0	0	0	0	0	0	0	0	0	0	0	261
Fairly important	3	81	0	0	0	0	0	0	0	0	0	0	0	0	0	81
Not too important	4	3	0	0	0	0	0	0	0	0	0	0	0	0	0	3
Not at all important	5	0	0	0	0	0	0	0	0	0	0	0	0	0	0	0
No answer	9	3	0	0	0	0	0	0	0	0	0	0	0	0	0	3
Not applicable	IAP	13143	354	7542	353	5907	10334	2817	2765	2812	4510	2023	2044	1974	2538	59116

B. That he tries hard to succeed

[VAR: SUCCESSZ]

RESPONSE	PUNCH	YEAR														
		1972-82	1982B	1983-87	1987B	1988-91	1993-98	2000	2002	2004	2006	2008	2010	2012	2014	ALL
Extremely important	1	134	0	0	0	0	0	0	0	0	0	0	0	0	0	134
Very important	2	245	0	0	0	0	0	0	0	0	0	0	0	0	0	245
Fairly important	3	88	0	0	0	0	0	0	0	0	0	0	0	0	0	88
Not too important	4	10	0	0	0	0	0	0	0	0	0	0	0	0	0	10
Not at all important	5	1	0	0	0	0	0	0	0	0	0	0	0	0	0	1
No answer	9	5	0	0	0	0	0	0	0	0	0	0	0	0	0	5
Not applicable	IAP	13143	354	7542	353	5907	10334	2817	2765	2812	4510	2023	2044	1974	2538	59116

C. That he is honest

[VAR: HONESTZ]

RESPONSE	PUNCH	YEAR														
		1972-82	1982B	1983-87	1987B	1988-91	1993-98	2000	2002	2004	2006	2008	2010	2012	2014	ALL
Extremely important	1	314	0	0	0	0	0	0	0	0	0	0	0	0	0	314
Very important	2	153	0	0	0	0	0	0	0	0	0	0	0	0	0	153
Fairly important	3	11	0	0	0	0	0	0	0	0	0	0	0	0	0	11
Not too important	4	0	0	0	0	0	0	0	0	0	0	0	0	0	0	0
Not at all important	5	0	0	0	0	0	0	0	0	0	0	0	0	0	0	0
No answer	9	5	0	0	0	0	0	0	0	0	0	0	0	0	0	5
Not applicable	IAP	13143	354	7542	353	5907	10334	2817	2765	2812	4510	2023	2044	1974	2538	59116

D. That he is neat and clean

[VAR: CLEANZ]

RESPONSE	PUNCH	YEAR														
		1972-82	1982B	1983-87	1987B	1988-91	1993-98	2000	2002	2004	2006	2008	2010	2012	2014	ALL
Extremely important	1	112	0	0	0	0	0	0	0	0	0	0	0	0	0	112
Very important	2	240	0	0	0	0	0	0	0	0	0	0	0	0	0	240
Fairly important	3	112	0	0	0	0	0	0	0	0	0	0	0	0	0	112
Not too important	4	16	0	0	0	0	0	0	0	0	0	0	0	0	0	16
Not at all important	5	0	0	0	0	0	0	0	0	0	0	0	0	0	0	0
No answer	9	3	0	0	0	0	0	0	0	0	0	0	0	0	0	3
Not applicable	IAP	13143	354	7542	353	5907	10334	2817	2765	2812	4510	2023	2044	1974	2538	59116

E. That he has good sense and sound judgment

[VAR: JUDGMENZ]

RESPONSE	PUNCH	YEAR														
		1972-82	1982B	1983-87	1987B	1988-91	1993-98	2000	2002	2004	2006	2008	2010	2012	2014	ALL
Extremely important	1	192	0	0	0	0	0	0	0	0	0	0	0	0	0	192
Very important	2	240	0	0	0	0	0	0	0	0	0	0	0	0	0	240
Fairly important	3	44	0	0	0	0	0	0	0	0	0	0	0	0	0	44
Not too important	4	2	0	0	0	0	0	0	0	0	0	0	0	0	0	2
Not at all important	5	0	0	0	0	0	0	0	0	0	0	0	0	0	0	0
No answer	9	5	0	0	0	0	0	0	0	0	0	0	0	0	0	5
Not applicable	IAP	13143	354	7542	353	5907	10334	2817	2765	2812	4510	2023	2044	1974	2538	59116

F. That he has self-control

[VAR: CONTROLZ]

RESPONSE	PUNCH	YEAR														
		1972-82	1982B	1983-87	1987B	1988-91	1993-98	2000	2002	2004	2006	2008	2010	2012	2014	ALL
Extremely important	1	168	0	0	0	0	0	0	0	0	0	0	0	0	0	168
Very important	2	248	0	0	0	0	0	0	0	0	0	0	0	0	0	248
Fairly important	3	50	0	0	0	0	0	0	0	0	0	0	0	0	0	50
Not too important	4	11	0	0	0	0	0	0	0	0	0	0	0	0	0	11
Not at all important	5	1	0	0	0	0	0	0	0	0	0	0	0	0	0	1
Don't know	8	1	0	0	0	0	0	0	0	0	0	0	0	0	0	1
No answer	9	4	0	0	0	0	0	0	0	0	0	0	0	0	0	4
Not applicable	IAP	13143	354	7542	353	5907	10334	2817	2765	2812	4510	2023	2044	1974	2538	59116

G. That he acts like a boy (she acts likes a girl)

[VAR: ROLEZ]

RESPONSE	PUNCH	YEAR														
		1972-82	1982B	1983-87	1987B	1988-91	1993-98	2000	2002	2004	2006	2008	2010	2012	2014	ALL
Extremely important	1	105	0	0	0	0	0	0	0	0	0	0	0	0	0	105
Very important	2	189	0	0	0	0	0	0	0	0	0	0	0	0	0	189
Fairly important	3	110	0	0	0	0	0	0	0	0	0	0	0	0	0	110
Not too important	4	63	0	0	0	0	0	0	0	0	0	0	0	0	0	63
Not at all important	5	12	0	0	0	0	0	0	0	0	0	0	0	0	0	12
Don't know	8	1	0	0	0	0	0	0	0	0	0	0	0	0	0	1
No answer	9	3	0	0	0	0	0	0	0	0	0	0	0	0	0	3
Not applicable	IAP	13143	354	7542	353	5907	10334	2817	2765	2812	4510	2023	2044	1974	2538	59116

H. That he gets along well with other children

[VAR: AMICABLZ]

RESPONSE	PUNCH	YEAR														
		1972-82	1982B	1983-87	1987B	1988-91	1993-98	2000	2002	2004	2006	2008	2010	2012	2014	ALL
Extremely important	1	101	0	0	0	0	0	0	0	0	0	0	0	0	0	101
Very important	2	246	0	0	0	0	0	0	0	0	0	0	0	0	0	246
Fairly important	3	125	0	0	0	0	0	0	0	0	0	0	0	0	0	125
Not too important	4	6	0	0	0	0	0	0	0	0	0	0	0	0	0	6
Not at all important	5	0	0	0	0	0	0	0	0	0	0	0	0	0	0	0
Don't know	8	1	0	0	0	0	0	0	0	0	0	0	0	0	0	1
No answer	9	4	0	0	0	0	0	0	0	0	0	0	0	0	0	4
Not applicable	IAP	13143	354	7542	353	5907	10334	2817	2765	2812	4510	2023	2044	1974	2538	59116

I. That he obeys his parents well

[VAR: OBEYSZ]

<u>RESPONSE</u>	<u>PUNCH</u>	<u>YEAR</u>														
		<u>1972-82</u>	<u>1982B</u>	<u>1983-87</u>	<u>1987B</u>	<u>1988-91</u>	<u>1993-98</u>	<u>2000</u>	<u>2002</u>	<u>2004</u>	<u>2006</u>	<u>2008</u>	<u>2010</u>	<u>2012</u>	<u>2014</u>	<u>ALL</u>
Extremely important	1	201	0	0	0	0	0	0	0	0	0	0	0	0	0	201
Very important	2	213	0	0	0	0	0	0	0	0	0	0	0	0	0	213
Fairly important	3	58	0	0	0	0	0	0	0	0	0	0	0	0	0	58
Not too important	4	3	0	0	0	0	0	0	0	0	0	0	0	0	0	3
Not at all important	5	1	0	0	0	0	0	0	0	0	0	0	0	0	0	1
No answer	9	7	0	0	0	0	0	0	0	0	0	0	0	0	0	7
Not applicable	IAP	13143	354	7542	353	5907	10334	2817	2765	2812	4510	2023	2044	1974	2538	59116

J. That he is responsible

[VAR: RESPONZ]

<u>RESPONSE</u>	<u>PUNCH</u>	<u>YEAR</u>														
		<u>1972-82</u>	<u>1982B</u>	<u>1983-87</u>	<u>1987B</u>	<u>1988-91</u>	<u>1993-98</u>	<u>2000</u>	<u>2002</u>	<u>2004</u>	<u>2006</u>	<u>2008</u>	<u>2010</u>	<u>2012</u>	<u>2014</u>	<u>ALL</u>
Extremely important	1	182	0	0	0	0	0	0	0	0	0	0	0	0	0	182
Very important	2	257	0	0	0	0	0	0	0	0	0	0	0	0	0	257
Fairly important	3	33	0	0	0	0	0	0	0	0	0	0	0	0	0	33
Not too important	4	6	0	0	0	0	0	0	0	0	0	0	0	0	0	6
Not at all important	5	0	0	0	0	0	0	0	0	0	0	0	0	0	0	0
Don't know	8	1	0	0	0	0	0	0	0	0	0	0	0	0	0	1
No answer	9	4	0	0	0	0	0	0	0	0	0	0	0	0	0	4
Not applicable	IAP	13143	354	7542	353	5907	10334	2817	2765	2812	4510	2023	2044	1974	2538	59116

K. That he is considerate of others

[VAR: CONSIDEZ]

<u>RESPONSE</u>	<u>PUNCH</u>	<u>YEAR</u>														
		<u>1972-82</u>	<u>1982B</u>	<u>1983-87</u>	<u>1987B</u>	<u>1988-91</u>	<u>1993-98</u>	<u>2000</u>	<u>2002</u>	<u>2004</u>	<u>2006</u>	<u>2008</u>	<u>2010</u>	<u>2012</u>	<u>2014</u>	<u>ALL</u>
Extremely important	1	177	0	0	0	0	0	0	0	0	0	0	0	0	0	177
Very important	2	263	0	0	0	0	0	0	0	0	0	0	0	0	0	263
Fairly important	3	37	0	0	0	0	0	0	0	0	0	0	0	0	0	37
Not too important	4	2	0	0	0	0	0	0	0	0	0	0	0	0	0	2
Not at all important	5	0	0	0	0	0	0	0	0	0	0	0	0	0	0	0
No answer	9	4	0	0	0	0	0	0	0	0	0	0	0	0	0	4
Not applicable	IAP	13143	354	7542	353	5907	10334	2817	2765	2812	4510	2023	2044	1974	2538	59116

L. That he is interested in how and why things happen

[VAR: INTERESZ]

RESPONSE	PUNCH	YEAR														
		1972-82	1982B	1983-87	1987B	1988-91	1993-98	2000	2002	2004	2006	2008	2010	2012	2014	ALL
Extremely important	1	121	0	0	0	0	0	0	0	0	0	0	0	0	0	121
Very important	2	239	0	0	0	0	0	0	0	0	0	0	0	0	0	239
Fairly important	3	101	0	0	0	0	0	0	0	0	0	0	0	0	0	101
Not too important	4	16	0	0	0	0	0	0	0	0	0	0	0	0	0	16
Not at all important	5	3	0	0	0	0	0	0	0	0	0	0	0	0	0	3
No answer	9	3	0	0	0	0	0	0	0	0	0	0	0	0	0	3
Not applicable	IAP	13143	354	7542	353	5907	10334	2817	2765	2812	4510	2023	2044	1974	2538	59116

M. That he is a good student

[VAR: STUDIOUZ]

RESPONSE	PUNCH	YEAR														
		1972-82	1982B	1983-87	1987B	1988-91	1993-98	2000	2002	2004	2006	2008	2010	2012	2014	ALL
Extremely important	1	101	0	0	0	0	0	0	0	0	0	0	0	0	0	101
Very important	2	211	0	0	0	0	0	0	0	0	0	0	0	0	0	211
Fairly important	3	141	0	0	0	0	0	0	0	0	0	0	0	0	0	141
Not too important	4	23	0	0	0	0	0	0	0	0	0	0	0	0	0	23
Not at all important	5	1	0	0	0	0	0	0	0	0	0	0	0	0	0	1
Don't know	8	2	0	0	0	0	0	0	0	0	0	0	0	0	0	2
No answer	9	4	0	0	0	0	0	0	0	0	0	0	0	0	0	4
Not applicable	IAP	13143	354	7542	353	5907	10334	2817	2765	2812	4510	2023	2044	1974	2538	59116

REMARKS: CARD AS contained items A-M and response categories 1-5. MANNERSZ-STUDIOUZ appeared on Form 3 in 1980. The standard version, MANNERS-STUDIOUS, appeared on Form 1 in 1980, and another variant, MANNERSY-STUDIOUY, appeared on Form 2 in 1980. See Appendix T, GSS Methodological Reports Nos. 13, 26, 30, 45, and 46. See Appendix P.

168. If you had to choose, which thing on this list would you pick as the most important for a child to learn to prepare him or her for life? [INTERVIEWER: READ CHOICES]

- A. Which comes next in importance?
- B. Which comes third?
- C. Which comes fourth?

HAND
CARD AT

1. To obey

[VAR: OBEY]

RESPONSE	PUNCH	YEAR														
		<u>1972-82</u>	<u>1982B</u>	<u>1983-87</u>	<u>1987B</u>	<u>1988-91</u>	<u>1993-98</u>	<u>2000</u>	<u>2002</u>	<u>2004</u>	<u>2006</u>	<u>2008</u>	<u>2010</u>	<u>2012</u>	<u>2014</u>	<u>ALL</u>
First	1	0	0	469	132	785	1244	389	131	107	184	212	193	182	204	4232
Second	2	0	0	301	65	490	894	230	112	123	119	155	170	156	203	3018
Third	3	0	0	336	47	667	1158	299	145	146	170	223	245	238	253	3927
Fourth	4	0	0	687	73	1243	2489	662	367	365	389	555	537	537	718	8622
Fifth	5	0	0	391	31	645	999	283	144	127	133	206	204	210	292	3665
No answer	9	0	0	22	5	118	120	33	13	8	7	14	28	15	17	400
Not applicable	IAP	13626	354	5336	0	1959	3430	921	1853	1936	3508	658	667	636	851	35735

2. To be well-liked or popular

[VAR: POPULAR]

RESPONSE	PUNCH	YEAR														
		<u>1972-82</u>	<u>1982B</u>	<u>1983-87</u>	<u>1987B</u>	<u>1988-91</u>	<u>1993-98</u>	<u>2000</u>	<u>2002</u>	<u>2004</u>	<u>2006</u>	<u>2008</u>	<u>2010</u>	<u>2012</u>	<u>2014</u>	<u>ALL</u>
First	1	0	0	16	3	30	52	9	4	7	7	12	5	7	4	156
Second	2	0	0	91	14	123	145	26	11	14	13	14	22	21	20	514
Third	3	0	0	116	16	216	257	71	32	29	28	38	46	32	51	932
Fourth	4	0	0	475	59	742	1197	335	178	153	155	254	243	255	329	4375
Fifth	5	0	0	1486	256	2719	5133	1422	674	665	792	1033	1033	1008	1266	17487
No answer	9	0	0	22	5	118	120	33	13	8	7	14	28	15	17	400
Not applicable	IAP	13626	354	5336	0	1959	3430	921	1853	1936	3508	658	667	636	851	35735

3. To think for himself or herself

[VAR: THINKSELF]

<u>RESPONSE</u>	<u>PUNCH</u>	<u>YEAR</u>														
		<u>1972-82</u>	<u>1982B</u>	<u>1983-87</u>	<u>1987B</u>	<u>1988-91</u>	<u>1993-98</u>	<u>2000</u>	<u>2002</u>	<u>2004</u>	<u>2006</u>	<u>2008</u>	<u>2010</u>	<u>2012</u>	<u>2014</u>	<u>ALL</u>
First	1	0	0	1179	129	1961	3510	903	447	423	459	615	576	594	726	11522
Second	2	0	0	379	85	693	1161	355	183	163	193	285	250	243	310	4300
Third	3	0	0	254	56	447	859	267	118	108	154	191	216	223	283	3176
Fourth	4	0	0	238	53	501	910	266	110	129	157	197	237	197	279	3274
Fifth	5	0	0	134	25	228	344	72	41	45	32	63	70	66	72	1192
No answer	9	0	0	22	5	118	120	33	13	8	7	14	28	15	17	400
Not applicable	IAP	13626	354	5336	0	1959	3430	921	1853	1936	3508	658	667	636	851	35735

4. To work hard

[VAR: WORKHARD]

<u>RESPONSE</u>	<u>PUNCH</u>	<u>YEAR</u>														
		<u>1972-82</u>	<u>1982B</u>	<u>1983-87</u>	<u>1987B</u>	<u>1988-91</u>	<u>1993-98</u>	<u>2000</u>	<u>2002</u>	<u>2004</u>	<u>2006</u>	<u>2008</u>	<u>2010</u>	<u>2012</u>	<u>2014</u>	<u>ALL</u>
First	1	0	0	249	46	564	1097	315	190	180	186	295	338	326	425	4211
Second	2	0	0	749	116	1294	2524	662	314	287	366	454	467	451	609	8293
Third	3	0	0	723	111	1286	2201	596	288	296	304	420	400	399	485	7509
Fourth	4	0	0	372	61	592	851	256	90	95	124	157	121	127	137	2983
Fifth	5	0	0	91	14	94	111	34	17	10	15	25	23	20	14	468
No answer	9	0	0	22	5	118	120	33	13	8	7	14	28	15	17	400
Not applicable	IAP	13626	354	5336	0	1959	3430	921	1853	1936	3508	658	667	636	851	35735

5. To help others when they need help

[VAR: HELPOTH]

<u>RESPONSE</u>	<u>PUNCH</u>	<u>YEAR</u>														
		<u>1972-82</u>	<u>1982B</u>	<u>1983-87</u>	<u>1987B</u>	<u>1988-91</u>	<u>1993-98</u>	<u>2000</u>	<u>2002</u>	<u>2004</u>	<u>2006</u>	<u>2008</u>	<u>2010</u>	<u>2012</u>	<u>2014</u>	<u>ALL</u>
First	1	0	0	271	38	495	881	247	127	151	159	217	237	214	311	3348
Second	2	0	0	664	68	1233	2060	590	279	281	304	443	440	452	528	7342
Third	3	0	0	755	118	1217	2309	630	316	289	339	479	442	431	598	7923
Fourth	4	0	0	412	102	756	1337	344	154	126	170	188	211	207	207	4214
Fifth	5	0	0	82	22	146	197	52	23	21	23	24	19	19	26	654
No answer	9	0	0	22	5	101	120	33	13	8	7	14	28	15	17	383
Not applicable	IAP	13626	354	5336	0	1959	3430	921	1853	1936	3508	658	667	636	851	35735

REMARKS: CARD AT listed items A-E. OBEY-HELPOTH was asked on Form 2 in 1986. MANNERSY-STUDIOUY was asked on Form 1 in 1986. See Appendix P.

ASK EVERYONE:

169. A. When you rated the importance of various qualities for children, were you thinking mostly about boys, mostly about girls, or about both boys and girls equally?

[VAR: CHLDSEX]

<u>RESPONSE</u>	<u>PUNCH</u>	<u>YEAR</u>														
		<u>1972-82</u>	<u>1982B</u>	<u>1983-87</u>	<u>1987B</u>	<u>1988-91</u>	<u>1993-98</u>	<u>2000</u>	<u>2002</u>	<u>2004</u>	<u>2006</u>	<u>2008</u>	<u>2010</u>	<u>2012</u>	<u>2014</u>	<u>ALL</u>
Mostly about boys	1	263	0	0	0	0	0	0	0	0	0	0	0	0	0	263
Mostly about girls	2	49	0	0	0	0	0	0	0	0	0	0	0	0	0	49
About both boys girls equally	3	1138	0	0	0	0	0	0	0	0	0	0	0	0	0	1138
Don't know	8	12	0	0	0	0	0	0	0	0	0	0	0	0	0	12
No answer	9	6	0	0	0	0	0	0	0	0	0	0	0	0	0	6
Not applicable	IAP	12158	354	7542	353	5907	10334	2817	2765	2812	4510	2023	2044	1974	2538	58131

- B. When you rated the importance of various qualities for children, were you thinking mostly about boys or mostly about girls?

[VAR: CHLDSEX1]

<u>RESPONSE</u>	<u>PUNCH</u>	<u>YEAR</u>														
		<u>1972-82</u>	<u>1982B</u>	<u>1983-87</u>	<u>1987B</u>	<u>1988-91</u>	<u>1993-98</u>	<u>2000</u>	<u>2002</u>	<u>2004</u>	<u>2006</u>	<u>2008</u>	<u>2010</u>	<u>2012</u>	<u>2014</u>	<u>ALL</u>
Mostly about boys	1	0	0	359	0	0	0	0	0	0	0	0	0	0	0	359
Mostly about girls	2	0	0	154	0	0	0	0	0	0	0	0	0	0	0	154
About boys and equally (volunteered)	3	0	0	895	0	0	0	0	0	0	0	0	0	0	0	895
Don't know	8	0	0	16	0	0	0	0	0	0	0	0	0	0	0	16
No answer	9	0	0	49	0	0	0	0	0	0	0	0	0	0	0	49
Not applicable	IAP	13626	354	6069	353	5907	10334	2817	2765	2812	4510	2023	2044	1974	2538	58126

REMARKS: See Appendix T, GSS Methodological Report No. 13.

170. Here are two statements. Will you tell me which one you agree with more?

- A. First, the younger generation should be taught by their elders to do what is right.
- B. Second, the younger generation should be taught to think for themselves even though they may do something their elders disapprove of.

[VAR: YOUNGEN]

<u>RESPONSE</u>	<u>PUNCH</u>	<u>YEAR</u>														
		<u>1972-82</u>	<u>1982B</u>	<u>1983-87</u>	<u>1987B</u>	<u>1988-91</u>	<u>1993-98</u>	<u>2000</u>	<u>2002</u>	<u>2004</u>	<u>2006</u>	<u>2008</u>	<u>2010</u>	<u>2012</u>	<u>2014</u>	<u>ALL</u>
Taught by elders	1	658	0	0	0	0	0	0	0	0	0	0	0	0	0	658
Taught to think themselves	2	797	0	0	0	0	0	0	0	0	0	0	0	0	0	797
Don't know	8	6	0	0	0	0	0	0	0	0	0	0	0	0	0	6
No answer	9	7	0	0	0	0	0	0	0	0	0	0	0	0	0	7
Not applicable	IAP	12158	354	7542	353	5907	10334	2817	2765	2812	4510	2023	2044	1974	2538	58131

171. Would you use this card and tell me which answer comes closest to how often you do the following things...

HAND CARD AU

- A. Spend a social evening with relatives?

[VAR: SOCREL]

<u>RESPONSE</u>	<u>PUNCH</u>	<u>YEAR</u>														
		<u>1972-82</u>	<u>1982B</u>	<u>1983-87</u>	<u>1987B</u>	<u>1988-91</u>	<u>1993-98</u>	<u>2000</u>	<u>2002</u>	<u>2004</u>	<u>2006</u>	<u>2008</u>	<u>2010</u>	<u>2012</u>	<u>2014</u>	<u>ALL</u>
Almost every day	1	602	51	350	0	341	568	180	103	112	206	165	189	156	211	3234
Once or twice a week	2	2187	80	1239	0	1036	1801	492	223	247	554	330	374	306	395	9264
Several times a month	3	1357	54	839	0	727	1211	369	175	167	349	263	249	266	308	6334
About once a month	4	1216	52	749	0	603	1225	291	150	148	308	201	239	182	260	5624
Several times a year	5	1289	67	853	0	766	1277	334	153	159	369	219	229	224	301	6240
About once a year	6	557	28	334	0	277	493	106	56	43	126	87	92	94	119	2412
Never	7	311	20	220	0	180	289	92	45	29	77	63	53	70	79	1528
Don't know	8	5	1	7	0	5	10	3	2	1	0	1	3	3	1	42
No answer	9	18	1	12	0	11	14	10	1	0	3	0	2	1	1	74
Not applicable	IAP	6084	0	2939	353	1961	3446	940	1857	1906	2518	694	614	672	863	24847

B. Spend a social evening with someone who lives in your neighborhood?

[VAR: SOCOMMUN]

RESPONSE	PUNCH	YEAR														
		1972-82	1982B	1983-87	1987B	1988-91	1993-98	2000	2002	2004	2006	2008	2010	2012	2014	ALL
Almost every day	1	461	38	280	0	204	351	97	82	59	95	83	97	67	82	1996
Once or twice a week	2	1660	58	900	0	729	1125	313	133	138	326	209	254	191	272	6308
Several times a month	3	922	48	559	0	430	776	206	113	109	208	140	151	148	189	3999
About once a month	4	1150	50	656	0	572	1033	255	108	140	288	183	198	202	243	5078
Several times a year	5	947	53	558	0	478	895	220	103	125	275	171	188	135	204	4352
About once a year	6	613	30	445	0	341	665	197	94	81	210	143	138	127	163	3247
Never	7	1753	75	1188	0	1169	2010	573	272	252	588	398	400	428	522	9628
Don't know	8	17	1	6	0	14	17	9	3	2	0	2	3	3	0	77
No answer	9	19	1	11	0	9	16	7	0	0	2	0	1	1	0	67
Not applicable	IAP	6084	0	2939	353	1961	3446	940	1857	1906	2518	694	614	672	863	24847

C. Spend a social evening with friends who live outside the neighborhood?

[VAR: SOCFREND]

RESPONSE	PUNCH	YEAR														
		1972-82	1982B	1983-87	1987B	1988-91	1993-98	2000	2002	2004	2006	2008	2010	2012	2014	ALL
Almost every day	1	213	12	109	0	130	218	69	45	31	64	59	41	48	52	1091
Once or twice a week	2	1405	68	891	0	732	1375	357	178	162	390	245	289	246	278	6616
Several times a month	3	1468	60	912	0	765	1427	379	221	179	370	263	311	255	367	6977
About once a month	4	1580	63	1005	0	922	1469	401	196	216	462	277	308	280	385	7564
Several times a year	5	1441	77	865	0	694	1279	338	139	177	343	235	251	219	300	6358
About once a year	6	585	33	316	0	267	472	137	60	54	155	101	90	110	140	2520
Never	7	817	38	490	0	422	613	181	67	85	205	145	135	141	153	3492
Don't know	8	16	2	4	0	4	16	7	2	2	1	0	3	2	0	59
No answer	9	17	1	11	0	10	19	8	0	0	2	4	2	1	0	75
Not applicable	IAP	6084	0	2939	353	1961	3446	940	1857	1906	2518	694	614	672	863	24847

D. Go to a bar or tavern?

[VAR: SOCBAR]

RESPONSE	PUNCH	YEAR														
		1972-82	1982B	1983-87	1987B	1988-91	1993-98	2000	2002	2004	2006	2008	2010	2012	2014	ALL
Almost every day	1	146	7	70	0	44	78	20	11	6	14	12	14	11	11	444
Once or twice a week	2	675	28	392	0	308	496	142	78	65	113	95	86	75	94	2647
Several times a month	3	551	25	354	0	242	483	140	74	61	122	86	135	107	128	2508
About once a month	4	667	26	441	0	385	467	180	114	91	200	151	159	145	209	3235
Several times a year	5	841	45	529	0	415	863	223	108	108	254	177	192	146	243	4144
About once a year	6	714	28	470	0	457	852	233	119	142	259	158	172	167	233	4004
Never	7	3892	190	2329	0	2078	3391	922	401	432	1027	649	668	649	757	17385
Don't know	8	35	4	5	0	4	17	11	2	1	1	1	3	1	0	85
No answer	9	21	1	13	0	13	21	6	1	0	2	0	1	1	0	80
Not applicable	IAP	6084	0	2939	353	1961	3446	940	1857	1906	2518	694	614	672	863	24847

E. Spend a social evening with your parents?

[VAR: SOCPARS]

RESPONSE	PUNCH	YEAR														
		1972-82	1982B	1983-87	1987B	1988-91	1993-98	2000	2002	2004	2006	2008	2010	2012	2014	ALL
Not appropriate (no such relatives)	0	1003	93	1407	0	1001	410	0	0	0	0	0	0	0	0	3914
Almost every day	1	159	45	281	0	254	100	0	0	0	0	0	0	0	0	839
Once or twice a week	2	433	50	641	0	581	220	0	0	0	0	0	0	0	0	1925
Several times a month	3	298	29	469	0	400	153	0	0	0	0	0	0	0	0	1349
About once a month	4	284	18	471	0	389	168	0	0	0	0	0	0	0	0	1330
Several times a year	5	374	33	594	0	547	213	0	0	0	0	0	0	0	0	1761
About once a year	6	226	26	389	0	304	143	0	0	0	0	0	0	0	0	1088
Never	7	237	53	330	0	438	170	0	0	0	0	0	0	0	0	1228
Don't know	8	7	6	5	0	15	4	0	0	0	0	0	0	0	0	37
No answer	9	17	1	16	0	17	6	0	0	0	0	0	0	0	0	57
Not applicable	IAP	10588	0	2939	353	1961	8747	2817	2765	2812	4510	2023	2044	1974	2538	46071

F. Spend a social evening with a brother or sister?

[VAR: SOCSIBS]

RESPONSE	PUNCH	YEAR														
		1972-82	1982B	1983-87	1987B	1988-91	1993-98	2000	2002	2004	2006	2008	2010	2012	2014	ALL
Not appropriate (no such relatives)	0	309	47	424	0	310	140	0	0	0	0	0	0	0	0	1230
Almost every day	1	162	35	228	0	220	69	0	0	0	0	0	0	0	0	714
Once or twice a week	2	396	71	579	0	516	191	0	0	0	0	0	0	0	0	1753
Several times a month	3	358	44	592	0	422	197	0	0	0	0	0	0	0	0	1613
About once a month	4	380	35	609	0	559	206	0	0	0	0	0	0	0	0	1789
Several times a year	5	660	48	992	0	905	341	0	0	0	0	0	0	0	0	2946
About once a year	6	474	39	695	0	594	250	0	0	0	0	0	0	0	0	2052
Never	7	277	27	456	0	387	179	0	0	0	0	0	0	0	0	1326
Don't know	8	9	6	14	0	10	4	0	0	0	0	0	0	0	0	43
No answer	9	13	2	14	0	23	10	0	0	0	0	0	0	0	0	62
Not applicable	IAP	10588	0	2939	353	1961	8747	2817	2765	2812	4510	2023	2044	1974	2538	46071

REMARKS: CARD AU contained responses for punches 1-7.

172. As you know, many older people share a home with their grown children. Do you think this is generally a good idea or a bad idea?

[VAR: AGED]

RESPONSE	PUNCH	YEAR														
		1972-82	1982B	1983-87	1987B	1988-91	1993-98	2000	2002	2004	2006	2008	2010	2012	2014	ALL
A good idea	1	2594	0	2737	194	1724	3116	962	433	431	937	660	716	684	881	16069
Bad idea	2	3760	0	2408	87	1537	2380	592	301	258	614	456	392	425	490	13700
Depends	3	1081	0	819	68	636	1300	313	176	184	428	239	255	212	302	6013
Don't know	8	54	0	37	3	42	85	21	2	2	10	8	10	16	13	303
No answer	9	4	0	7	1	9	23	8	0	1	0	2	4	1	1	61
Not applicable	IAP	6133	354	1534	0	1959	3430	921	1853	1936	2521	658	667	636	851	23453

REMARKS: If planning to perform trend analysis with this variable, please consult GSS Methodological Report No. 56.

173. Now I'd like to ask you about last year. In [the previous year] how many weeks did you work either full-time or part-time not counting work around the house--include paid vacations and sick leave?

[VAR: WEEKSWRK]

RESPONSE	PUNCH	YEAR														
		<u>1972-82</u>	<u>1982B</u>	<u>1983-87</u>	<u>1987B</u>	<u>1988-91</u>	<u>1993-98</u>	<u>2000</u>	<u>2002</u>	<u>2004</u>	<u>2006</u>	<u>2008</u>	<u>2010</u>	<u>2012</u>	<u>2014</u>	<u>ALL</u>
None or zero (Skip A)	0	0	0	0	0	0	2056	648	702	700	878	546	612	610	769	7521
One to ten	1-10	0	0	0	0	0	163	61	63	58	89	47	57	50	69	657
Eleven to twenty	11-20	0	0	0	0	0	282	92	88	86	86	69	82	72	65	922
Twenty-one to thirty	21-30	0	0	0	0	0	361	126	138	139	124	101	132	104	113	1338
Thirty-one to forty	31-40	0	0	0	0	0	549	162	177	173	178	139	131	111	154	1774
Forty-one to fifty	41-50	0	0	0	0	0	849	240	248	276	258	182	183	157	221	2614
Fifty-one+	51+	0	0	0	0	0	4181	1382	1333	1358	1379	921	820	859	1122	13355
Don't know	98	0	0	0	0	0	15	6	13	18	0	18	22	11	21	124
No answer	99	0	0	0	0	0	80	14	3	4	1518	0	5	0	0	1624
Not applicable	IAP	13626	354	7542	353	5907	1798	86	0	0	0	0	0	0	4	29670

REMARKS: WEEKSWRK is coded in two digits. The collapsed numbers above are for convenience of display only.

A. When you worked in [the previous year], was it usually full or part time?

[VAR: PARTFULL]

RESPONSE	PUNCH	YEAR														
		<u>1972-82</u>	<u>1982B</u>	<u>1983-87</u>	<u>1987B</u>	<u>1988-91</u>	<u>1993-98</u>	<u>2000</u>	<u>2002</u>	<u>2004</u>	<u>2006</u>	<u>2008</u>	<u>2010</u>	<u>2012</u>	<u>2014</u>	<u>ALL</u>
Full-time	1	0	0	0	0	0	5111	1645	1619	1633	1669	1142	1064	1021	1359	16263
Part-time	2	0	0	0	0	0	1174	388	427	457	421	314	338	331	382	4232
Don't know	8	0	0	0	0	0	9	1	1	0	0	2	1	1	3	18
No answer	9	0	0	0	0	0	179	49	6	4	0	1	7	0	0	246
Not applicable (Punch 0 in WKSWRK)	IAP	13626	354	7542	353	5907	3861	734	712	718	2420	564	634	621	794	38840

174. Do you ever have occasion to use any alcoholic beverages such as liquor, wine, or beer, or are you a total abstainer?

[VAR: DRINK]

RESPONSE	PUNCH	YEAR														
		<u>1972-82</u>	<u>1982B</u>	<u>1983-87</u>	<u>1987B</u>	<u>1988-91</u>	<u>1993-98</u>	<u>2000</u>	<u>2002</u>	<u>2004</u>	<u>2006</u>	<u>2008</u>	<u>2010</u>	<u>2012</u>	<u>2014</u>	<u>ALL</u>
Use alcohol (Ask A)	1	3280	0	4300	218	2714	1086	0	0	0	0	0	0	0	0	11598
Total abstainer	2	1239	0	1691	135	1229	482	0	0	0	0	0	0	0	0	4776
No answer	9	11	0	17	0	5	0	0	0	0	0	0	0	0	0	33
Not applicable	IAP	9096	354	1534	0	1959	8766	2817	2765	2812	4510	2023	2044	1974	2538	43192

A. Do you sometimes drink more than you think you should?

[VAR: DRUNK]

<u>RESPONSE</u>	<u>PUNCH</u>	<u>YEAR</u>														
		<u>1972-82</u>	<u>1982B</u>	<u>1983-87</u>	<u>1987B</u>	<u>1988-91</u>	<u>1993-98</u>	<u>2000</u>	<u>2002</u>	<u>2004</u>	<u>2006</u>	<u>2008</u>	<u>2010</u>	<u>2012</u>	<u>2014</u>	<u>ALL</u>
Yes	1	1210	0	1654	75	921	374	0	0	0	0	0	0	0	0	4234
No	2	2030	0	2615	142	1757	708	0	0	0	0	0	0	0	0	7252
Don't know	8	6	0	5	0	10	2	0	0	0	0	0	0	0	0	23
No answer	9	45	0	43	1	31	2	0	0	0	0	0	0	0	0	122
Not applicable (Punch 2	IAP	10335	354	3225	135	3188	9248	2817	2765	2812	4510	2023	2044	1974	2538	47968

175. Do you smoke?

[VAR: SMOKE]

<u>RESPONSE</u>	<u>PUNCH</u>	<u>YEAR</u>														
		<u>1972-82</u>	<u>1982B</u>	<u>1983-87</u>	<u>1987B</u>	<u>1988-91</u>	<u>1993-98</u>	<u>2000</u>	<u>2002</u>	<u>2004</u>	<u>2006</u>	<u>2008</u>	<u>2010</u>	<u>2012</u>	<u>2014</u>	<u>ALL</u>
Yes (ASK A & B)	1	1851	0	2063	129	1252	430	0	0	0	0	0	0	0	0	5725
No (ASK D)	2	2671	0	3928	224	2689	1136	0	0	0	0	0	0	0	0	10648
No answer	9	8	0	17	0	7	2	0	0	0	0	0	0	0	0	34
Not applicable	IAP	9096	354	1534	0	1959	8766	2817	2765	2812	4510	2023	2044	1974	2538	43192

IF YES:

A. Have you ever tried to give up smoking?

[VAR: QUITSMK]

<u>RESPONSE</u>	<u>PUNCH</u>	<u>YEAR</u>														
		<u>1972-82</u>	<u>1982B</u>	<u>1983-87</u>	<u>1987B</u>	<u>1988-91</u>	<u>1993-98</u>	<u>2000</u>	<u>2002</u>	<u>2004</u>	<u>2006</u>	<u>2008</u>	<u>2010</u>	<u>2012</u>	<u>2014</u>	<u>ALL</u>
Yes (ASK B)	1	820	0	1503	89	935	335	0	0	0	0	0	0	0	0	3682
No (ASK B)	2	374	0	555	40	312	95	0	0	0	0	0	0	0	0	1376
No answer	9	13	0	23	0	13	2	0	0	0	0	0	0	0	0	51
Not applicable (Punch 2 in SMOKE)	IAP	12419	354	5461	224	4647	9902	2817	2765	2812	4510	2023	2044	1974	2538	54490

B. Do you smoke cigarettes?

[VAR: SMOKECIG]

RESPONSE	PUNCH	YEAR														
		1972-82	1982B	1983-87	1987B	1988-91	1993-98	2000	2002	2004	2006	2008	2010	2012	2014	ALL
Yes (ASK C)	1	1680	0	1075	0	0	0	0	0	0	0	0	0	0	0	2755
No (GO TO ANOMIA4)	2	150	0	55	0	0	0	0	0	0	0	0	0	0	0	205
No answer	9	29	0	12	0	0	0	0	0	0	0	0	0	0	0	41
Not applicable (Punch 2 in SMOKE)	IAP	11767	354	6400	353	5907	10334	2817	2765	2812	4510	2023	2044	1974	2538	56598

IF YES TO SMOKECIG

C. Have you, yourself, smoked any cigarettes in the past week?

[VAR: CIGWEEK]

RESPONSE	PUNCH	YEAR														
		1972-82	1982B	1983-87	1987B	1988-91	1993-98	2000	2002	2004	2006	2008	2010	2012	2014	ALL
Yes (GO TO ANOMIA4)	1	571	0	0	0	0	0	0	0	0	0	0	0	0	0	571
No (GO TO ANOMIA4)	2	6	0	0	0	0	0	0	0	0	0	0	0	0	0	6
No answer	9	21	0	0	0	0	0	0	0	0	0	0	0	0	0	21
Not applicable (Punch 2 in SMOKE or Punch 2 in SMOKECIG)	IAP	13028	354	7542	353	5907	10334	2817	2765	2812	4510	2023	2044	1974	2538	59001

IF NO:

D. Have you ever smoked regularly?

[VAR: EVSMOKE]

RESPONSE	PUNCH	YEAR														
		1972-82	1982B	1983-87	1987B	1988-91	1993-98	2000	2002	2004	2006	2008	2010	2012	2014	ALL
Yes	1	599	0	1245	57	870	384	0	0	0	0	0	0	0	0	3155
No	2	1124	0	2572	162	1670	735	0	0	0	0	0	0	0	0	6263
No answer	9	72	0	128	5	156	19	0	0	0	0	0	0	0	0	380
Not applicable (Punch 1 in SMOKE)	IAP	11831	354	3597	129	3211	9196	2817	2765	2812	4510	2023	2044	1974	2538	49801

176. Now I'm going to read you several more statements. Some people agree with a statement, others disagree. As I read each one, tell me whether you more or less agree with it, or more or less disagree.

A. Next to health, money is the most important thing in life.

[VAR: ANOMIA1]

<u>RESPONSE</u>	<u>PUNCH</u>	<u>YEAR</u>														
		<u>1972-82</u>	<u>1982B</u>	<u>1983-87</u>	<u>1987B</u>	<u>1988-91</u>	<u>1993-98</u>	<u>2000</u>	<u>2002</u>	<u>2004</u>	<u>2006</u>	<u>2008</u>	<u>2010</u>	<u>2012</u>	<u>2014</u>	<u>ALL</u>
Agree	1	1423	0	0	0	0	0	0	0	0	0	0	0	0	0	1423
Disagree	2	3040	0	0	0	0	0	0	0	0	0	0	0	0	0	3040
Don't know	8	22	0	0	0	0	0	0	0	0	0	0	0	0	0	22
No answer	9	2	0	0	0	0	0	0	0	0	0	0	0	0	0	2
Not applicable	IAP	9139	354	7542	353	5907	10334	2817	2765	2812	4510	2023	2044	1974	2538	55112

B. You sometimes can't help wondering whether anything is worthwhile any more.

[VAR: ANOMIA2]

<u>RESPONSE</u>	<u>PUNCH</u>	<u>YEAR</u>														
		<u>1972-82</u>	<u>1982B</u>	<u>1983-87</u>	<u>1987B</u>	<u>1988-91</u>	<u>1993-98</u>	<u>2000</u>	<u>2002</u>	<u>2004</u>	<u>2006</u>	<u>2008</u>	<u>2010</u>	<u>2012</u>	<u>2014</u>	<u>ALL</u>
Agree	1	1841	0	0	0	0	0	0	0	0	0	0	0	0	0	1841
Disagree	2	2594	0	0	0	0	0	0	0	0	0	0	0	0	0	2594
Don't know	8	39	0	0	0	0	0	0	0	0	0	0	0	0	0	39
No answer	9	13	0	0	0	0	0	0	0	0	0	0	0	0	0	13
Not applicable	IAP	9139	354	7542	353	5907	10334	2817	2765	2812	4510	2023	2044	1974	2538	55112

C. To make money, there are no right and wrong ways any more, only easy and hard ways.

[VAR: ANOMIA3]

<u>RESPONSE</u>	<u>PUNCH</u>	<u>YEAR</u>														
		<u>1972-82</u>	<u>1982B</u>	<u>1983-87</u>	<u>1987B</u>	<u>1988-91</u>	<u>1993-98</u>	<u>2000</u>	<u>2002</u>	<u>2004</u>	<u>2006</u>	<u>2008</u>	<u>2010</u>	<u>2012</u>	<u>2014</u>	<u>ALL</u>
Agree	1	1082	0	0	0	0	0	0	0	0	0	0	0	0	0	1082
Disagree	2	3294	0	0	0	0	0	0	0	0	0	0	0	0	0	3294
Don't know	8	97	0	0	0	0	0	0	0	0	0	0	0	0	0	97
No answer	9	14	0	0	0	0	0	0	0	0	0	0	0	0	0	14
Not applicable	IAP	9139	354	7542	353	5907	10334	2817	2765	2812	4510	2023	2044	1974	2538	55112

REMARKS: See Appendix N for across survey changes.

- D. Nowadays, a person has to live pretty much for today and let tomorrow take care of itself. Do you more or less agree with that, or more or less disagree?

[VAR: ANOMIA4]

RESPONSE	PUNCH	YEAR														
		1972-82	1982B	1983-87	1987B	1988-91	1993-98	2000	2002	2004	2006	2008	2010	2012	2014	ALL
Agree	1	1995	0	0	0	0	0	0	0	0	0	0	0	0	0	1995
Disagree	2	2456	0	0	0	0	0	0	0	0	0	0	0	0	0	2456
Don't know	8	33	0	0	0	0	0	0	0	0	0	0	0	0	0	33
No answer	9	3	0	0	0	0	0	0	0	0	0	0	0	0	0	3
Not applicable	IAP	9139	354	7542	353	5907	10334	2817	2765	2812	4510	2023	2044	1974	2538	55112

- E. In spite of what some people say, the lot (situation/condition) of the average man is getting worse, not better.

[VAR: ANOMIA5]

RESPONSE	PUNCH	YEAR														
		1972-82	1982B	1983-87	1987B	1988-91	1993-98	2000	2002	2004	2006	2008	2010	2012	2014	ALL
Agree	1	5353	246	2459	259	2247	1551	0	0	0	0	0	0	0	0	12115
Disagree	2	3322	81	1879	81	1495	694	0	0	0	0	0	0	0	0	7552
Don't know	8	296	21	123	13	164	78	0	0	0	0	0	0	0	0	695
No answer	9	20	6	12	0	14	7	0	0	0	0	0	0	0	0	59
Not applicable	IAP	4635	0	3069	0	1987	8004	2817	2765	2812	4510	2023	2044	1974	2538	39178

- F. It's hardly fair to bring a child into the world with the way things look for the future.

[VAR: ANOMIA6]

RESPONSE	PUNCH	YEAR														
		1972-82	1982B	1983-87	1987B	1988-91	1993-98	2000	2002	2004	2006	2008	2010	2012	2014	ALL
Agree	1	3464	150	1653	198	1422	996	0	0	0	0	0	0	0	0	7883
Disagree	2	5233	174	2704	142	2380	1270	0	0	0	0	0	0	0	0	11903
Don't know	8	260	20	106	12	106	60	0	0	0	0	0	0	0	0	564
No answer	9	34	10	10	1	12	4	0	0	0	0	0	0	0	0	71
Not applicable	IAP	4635	0	3069	0	1987	8004	2817	2765	2812	4510	2023	2044	1974	2538	39178

REMARKS: ANOMIA4-6 had same introduction as ANOMIA1-3. See Appendix N for across survey changes. In 1982 ANOMIA5, ANOMIA6, and ANOMIA7 appeared in a clustered order after RACINC on Form 1 and in an uncluttered order (see Appendix B) on Form 2. See FORM for the split ballot form. See Appendix T, GSS Methodological Report No. 23. See Appendix P. If planning to perform trend analysis with ANOMIA6, consult GSS Methodological Report No. 56.

177. Now I'm going to read you several more statements. [See REMARKS.]

A. Most public officials (people in public office) are not really interested in the problems of the average man.

[VAR: ANOMIA7]

<u>RESPONSE</u>	<u>PUNCH</u>	<u>YEAR</u>											<u>ALL</u>			
		<u>1972-82</u>	<u>1982B</u>	<u>1983-87</u>	<u>1987B</u>	<u>1988-91</u>	<u>1993-98</u>	<u>2000</u>	<u>2002</u>	<u>2004</u>	<u>2006</u>	<u>2008</u>		<u>2010</u>	<u>2012</u>	<u>2014</u>
Agree	1	5774	248	2953	273	2575	1714	0	0	0	972	0	0	0	0	14509
Disagree	2	2933	82	1384	67	1197	553	0	0	0	507	0	0	0	0	6723
Don't know	8	248	15	117	11	138	54	0	0	0	33	0	0	0	0	616
No answer	9	36	9	19	2	10	9	0	0	0	6	0	0	0	0	91
Not applicable	IAP	4635	0	3069	0	1987	8004	2817	2765	2812	2992	2023	2044	1974	2538	37660

B. These days a person doesn't really know whom he can count on.

[VAR: ANOMIA8]

<u>RESPONSE</u>	<u>PUNCH</u>	<u>YEAR</u>											<u>ALL</u>			
		<u>1972-82</u>	<u>1982B</u>	<u>1983-87</u>	<u>1987B</u>	<u>1988-91</u>	<u>1993-98</u>	<u>2000</u>	<u>2002</u>	<u>2004</u>	<u>2006</u>	<u>2008</u>		<u>2010</u>	<u>2012</u>	<u>2014</u>
Agree	1	3200	0	0	0	0	0	0	0	0	0	0	0	0	0	3200
Disagree	2	1238	0	0	0	0	0	0	0	0	0	0	0	0	0	1238
Don't know	8	42	0	0	0	0	0	0	0	0	0	0	0	0	0	42
No answer	9	7	0	0	0	0	0	0	0	0	0	0	0	0	0	7
Not applicable	IAP	9139	354	7542	353	5907	10334	2817	2765	2812	4510	2023	2044	1974	2538	55112

C. Most people don't really care what happens to the next fellow.

[VAR: ANOMIA9]

<u>RESPONSE</u>	<u>PUNCH</u>	<u>YEAR</u>											<u>ALL</u>			
		<u>1972-82</u>	<u>1982B</u>	<u>1983-87</u>	<u>1987B</u>	<u>1988-91</u>	<u>1993-98</u>	<u>2000</u>	<u>2002</u>	<u>2004</u>	<u>2006</u>	<u>2008</u>		<u>2010</u>	<u>2012</u>	<u>2014</u>
Agree	1	2461	0	0	0	0	0	0	0	0	0	0	0	0	0	2461
Disagree	2	1964	0	0	0	0	0	0	0	0	0	0	0	0	0	1964
Don't know	8	54	0	0	0	0	0	0	0	0	0	0	0	0	0	54
No answer	9	8	0	0	0	0	0	0	0	0	0	0	0	0	0	8
Not applicable	IAP	9139	354	7542	353	5907	10334	2817	2765	2812	4510	2023	2044	1974	2538	55112

REMARKS: ANOMIA7-9 had same introduction as ANOMIA1-3. See Appendix N for across survey changes. If planning to perform trend analysis with ANOMIA7, please consult GSS Methodological Report No. 56.

IF R HAS A JOB, ASK JOBLOSE and JOBFIND.

178. A. Thinking about the next 12 months, how likely do you think it is that you will lose your job or be laid off--very likely, fairly likely, not too likely, or not at all likely?

[VAR: JOBLOSE]

<u>RESPONSE</u>	<u>PUNCH</u>	<u>YEAR</u>														
		<u>1972-82</u>	<u>1982B</u>	<u>1983-87</u>	<u>1987B</u>	<u>1988-91</u>	<u>1993-98</u>	<u>2000</u>	<u>2002</u>	<u>2004</u>	<u>2006</u>	<u>2008</u>	<u>2010</u>	<u>2012</u>	<u>2014</u>	<u>ALL</u>
Very likely	1	134	15	150	0	106	207	44	37	48	49	48	56	43	37	974
Fairly likely	2	140	26	171	0	123	256	53	41	49	77	52	68	47	57	1160
Not too likely	3	628	56	642	0	586	1231	270	139	237	312	250	263	216	289	5119
Not at all likely	4	1739	69	1744	0	1598	2830	860	360	573	763	487	414	460	642	12539
Will be leaving labor force (vol.)	5	5	0	0	0	0	0	0	0	0	0	0	0	0	0	5
Don't know	8	39	10	44	0	27	68	19	4	11	14	6	8	7	5	262
No answer	9	16	3	20	0	7	34	10	4	15	6	11	378	15	3	522
Not applicable (Punches 4-8 in ID NUMBER)	IAP	10925	175	4771	353	3460	5708	1561	2180	1879	3289	1169	857	1186	1505	39018

- B. About how easy would it be for you to find a job with another employer with approximately the same income and fringe benefits you now have? Would you say very easy, somewhat easy, or not easy at all?

[VAR: JOBFIND]

<u>RESPONSE</u>	<u>PUNCH</u>	<u>YEAR</u>														
		<u>1972-82</u>	<u>1982B</u>	<u>1983-87</u>	<u>1987B</u>	<u>1988-91</u>	<u>1993-98</u>	<u>2000</u>	<u>2002</u>	<u>2004</u>	<u>2006</u>	<u>2008</u>	<u>2010</u>	<u>2012</u>	<u>2014</u>	<u>ALL</u>
Very easy	1	676	28	649	0	708	1154	461	156	230	379	195	103	126	197	5062
Somewhat easy	2	780	35	844	0	780	1513	402	211	305	433	273	269	275	349	6469
Not easy at all	3	1157	107	1205	0	905	1824	360	206	372	392	363	432	364	475	8162
Don't know	8	60	6	52	0	43	98	23	9	10	11	11	8	9	10	350
No answer	9	28	3	21	0	11	37	10	3	16	6	12	375	14	2	538
Not applicable (Punches 4-8 in ID NUMBER)	IAP	10925	175	4771	353	3460	5708	1561	2180	1879	3289	1169	857	1186	1505	39018

IF CURRENTLY WORKING, TEMPORARILY NOT AT WORK, UNEMPLOYED, OR KEEPING HOUSE, ASK SATJOB.

179. On the whole, how satisfied are you with the work you do--would you say you are very satisfied, moderately satisfied, a little dissatisfied, or very dissatisfied?

[VAR: SATJOB]

<u>RESPONSE</u>	<u>PUNCH</u>	<u>YEAR</u>														
		<u>1972-82</u>	<u>1982B</u>	<u>1983-87</u>	<u>1987B</u>	<u>1988-91</u>	<u>1993-98</u>	<u>2000</u>	<u>2002</u>	<u>2004</u>	<u>2006</u>	<u>2008</u>	<u>2010</u>	<u>2012</u>	<u>2014</u>	<u>ALL</u>
Very satisfied	1	5266	112	2885	105	2085	3718	981	534	702	1073	778	746	732	956	20673
Moderately satisfied	2	3894	100	2294	112	1822	3206	918	386	507	823	570	565	539	686	16422
A little dissatisfied	3	1049	41	640	35	459	856	186	100	125	192	135	155	136	161	4270
Very dissatisfied	4	461	15	284	22	183	315	77	41	63	89	53	62	50	92	1807
Don't know	8	19	3	3	1	7	18	8	13	16	36	19	20	11	12	186
No answer	9	347	19	228	13	215	326	105	2	24	49	15	19	25	5	1392
Not applicable (Punches	IAP	2590	64	1208	65	1136	1895	542	1689	1375	2248	453	477	481	626	14849

REMARKS: See Appendix N for across survey changes. If planning to perform trend analysis with this variable, please consult GSS Methodological Report No. 56.

IF CURRENTLY WORKING OR TEMPORARILY NOT AT WORK, ASK RICHWORK.

180. If you were to get enough money to live as comfortably as you would like for the rest of your life, would you continue to work or would you stop working?

[VAR: RICHWORK]

<u>RESPONSE</u>	<u>PUNCH</u>	<u>YEAR</u>														
		<u>1972-82</u>	<u>1982B</u>	<u>1983-87</u>	<u>1987B</u>	<u>1988-91</u>	<u>1993-98</u>	<u>2000</u>	<u>2002</u>	<u>2004</u>	<u>2006</u>	<u>2008</u>	<u>2010</u>	<u>2012</u>	<u>2014</u>	<u>ALL</u>
Continue to work	1	3626	135	2120	169	1740	3190	833	444	430	896	629	591	580	749	16132
Stop working	2	1510	60	769	47	722	1506	412	201	185	403	245	256	249	345	6910
Don't know	8	75	5	21	3	31	69	22	4	2	10	7	5	4	3	261
No answer	9	71	4	25	2	18	122	6	3	8	4	374	480	12	1	1130
Not applicable (Punch	IAP	8344	150	4607	132	3396	5447	1544	2113	2187	3197	768	712	1129	1440	35166

5,6,7, and 8 in ID NUMBER)

REMARKS: See Appendix N for across survey changes. If planning to perform trend analysis with this variable, please consult GSS Methodological Report No. 56.

181. a. Would you please look at this card and tell me which one thing on this list you would most prefer in a job?
- b. Which comes next?
- c. Which is third most important?
- d. Which is fourth most important?

HAND CARD AV

A. High Income

[VAR: JOBINC]

RESPONSE	PUNCH	YEAR														
		<u>1972-82</u>	<u>1982B</u>	<u>1983-87</u>	<u>1987B</u>	<u>1988-91</u>	<u>1993-98</u>	<u>2000</u>	<u>2002</u>	<u>2004</u>	<u>2006</u>	<u>2008</u>	<u>2010</u>	<u>2012</u>	<u>2014</u>	<u>ALL</u>
Most	1	1618	70	884	119	820	306	0	0	0	356	0	0	257	337	4767
Next	2	1905	45	1122	87	937	418	0	0	0	379	0	0	81	344	5318
Third	3	2481	24	1384	82	1158	427	0	0	0	415	0	0	63	315	6349
Fourth	4	1485	15	776	43	655	270	0	0	0	248	0	0	115	167	3774
Fifth [See REMARKS]	5	511	9	205	11	181	79	0	0	0	100	0	0	435	71	1602
Don't know	8	0	0	0	0	0	0	0	0	0	0	0	0	13	0	13
No answer	9	232	13	102	11	169	59	0	0	0	20	0	0	8	16	630
Not applicable	IAP	5394	178	3069	0	1987	8775	2817	2765	2812	2992	2023	2044	1002	1288	37146

B. No danger of being fired

[VAR: JOBSEC]

RESPONSE	PUNCH	YEAR														
		<u>1972-82</u>	<u>1982B</u>	<u>1983-87</u>	<u>1987B</u>	<u>1988-91</u>	<u>1993-98</u>	<u>2000</u>	<u>2002</u>	<u>2004</u>	<u>2006</u>	<u>2008</u>	<u>2010</u>	<u>2012</u>	<u>2014</u>	<u>ALL</u>
Most	1	602	19	301	37	219	130	0	0	0	170	0	0	261	103	1842
Next	2	1089	47	523	58	473	217	0	0	0	225	0	0	149	215	2996
Third	3	1594	40	883	79	809	313	0	0	0	288	0	0	127	255	4388
Fourth	4	2471	37	1518	109	1232	500	0	0	0	403	0	0	246	355	6871
Fifth [See REMARKS]	5	2244	20	1146	59	1018	340	0	0	0	412	0	0	166	306	5711
Don't know	8	0	0	0	0	0	0	0	0	0	0	0	0	14	0	14
No answer	9	232	13	102	11	169	59	0	0	0	20	0	0	9	16	631
Not applicable	IAP	5394	178	3069	0	1987	8775	2817	2765	2812	2992	2023	2044	1002	1288	37146

C. Workings hours are short, lots of free time

[VAR: JOBHOUR]

<u>RESPONSE</u>	<u>PUNCH</u>	<u>YEAR</u>														
		<u>1972-82</u>	<u>1982B</u>	<u>1983-87</u>	<u>1987B</u>	<u>1988-91</u>	<u>1993-98</u>	<u>2000</u>	<u>2002</u>	<u>2004</u>	<u>2006</u>	<u>2008</u>	<u>2010</u>	<u>2012</u>	<u>2014</u>	<u>ALL</u>
Most	1	334	5	145	10	116	47	0	0	0	74	0	0	221	70	1022
Next	2	745	12	311	26	270	104	0	0	0	158	0	0	209	126	1961
Third	3	992	25	428	33	391	156	0	0	0	186	0	0	123	179	2513
Fourth	4	1968	38	1018	76	904	313	0	0	0	363	0	0	233	283	5196
Fifth [See REMARKS]	5	3961	83	2469	197	2070	880	0	0	0	717	0	0	160	573	11110
Don't know	8	0	0	0	0	0	0	0	0	0	0	0	0	17	0	17
No answer	9	232	13	102	11	169	59	0	0	0	20	0	0	9	19	634
Not applicable	IAP	5394	178	3069	0	1987	8775	2817	2765	2812	2992	2023	2044	1002	1288	37146

D. Chances for advancement

[VAR: JOBPROMO]

<u>RESPONSE</u>	<u>PUNCH</u>	<u>YEAR</u>														
		<u>1972-82</u>	<u>1982B</u>	<u>1983-87</u>	<u>1987B</u>	<u>1988-91</u>	<u>1993-98</u>	<u>2000</u>	<u>2002</u>	<u>2004</u>	<u>2006</u>	<u>2008</u>	<u>2010</u>	<u>2012</u>	<u>2014</u>	<u>ALL</u>
Most	1	1475	33	871	74	671	259	0	0	0	283	0	0	144	163	3973
Next	2	2825	35	1569	108	1324	507	0	0	0	439	0	0	275	325	7407
Third	3	1839	41	1025	86	915	371	0	0	0	352	0	0	195	300	5124
Fourth	4	1155	30	608	43	550	240	0	0	0	265	0	0	194	248	3333
Fifth [See REMARKS]	5	706	24	298	31	291	123	0	0	0	159	0	0	137	196	1965
Don't know	8	0	0	0	0	0	0	0	0	0	0	0	0	18	0	18
No answer	9	232	13	102	11	169	59	0	0	0	20	0	0	9	18	633
Not applicable	IAP	5394	178	3069	0	1987	8775	2817	2765	2812	2992	2023	2044	1002	1288	37146

E. Work important and gives a feeling of accomplishment

[VAR: JOBMEANS]

RESPONSE	PUNCH	YEAR														
		1972-82	1982B	1983-87	1987B	1988-91	1993-98	2000	2002	2004	2006	2008	2010	2012	2014	ALL
Most	1	3971	36	2170	102	1925	758	0	0	0	615	0	0	64	566	10207
Next	2	1436	24	846	63	747	254	0	0	0	297	0	0	232	225	4124
Third	3	1094	33	651	62	478	233	0	0	0	257	0	0	437	186	3431
Fourth	4	921	43	451	71	410	177	0	0	0	219	0	0	158	179	2629
Fifth [See REMARKS]	5	578	27	253	44	191	78	0	0	0	110	0	0	52	83	1416
Don't know	8	0	0	0	0	0	0	0	0	0	0	0	0	27	0	27
No answer	9	232	13	102	11	169	59	0	0	0	20	0	0	2	11	619
Not applicable	IAP	5394	178	3069	0	1987	8775	2817	2765	2812	2992	2023	2044	1002	1288	37146

REMARKS: CARD AV contains items A-E only. Job characteristic not chosen is coded "fifth", punch 5. JOBINC-JOBMEANS appeared only on Form 1 in 1982. See JOBKEEP-JOBSAFE. See Appendices P and R.

182. On these cards there are various aspects of jobs. How important do you personally consider these job characteristics?
Using the scale from one to seven for your answers again, tell me for each card its letter and the number you've decided on.

SHUFFLE THE PINK CARDS BEFORE HANDING TO RESPONDENT.

SHOW PINK CARDS

[VAR: JOBKEEP]

RESPONSE	PUNCH	YEAR														
		1972-82	1982B	1983-87	1987B	1988-91	1993-98	2000	2002	2004	2006	2008	2010	2012	2014	ALL
1-Unimportant	1	19	3	0	0	0	0	0	0	0	0	0	0	0	0	22
2	2	8	1	0	0	0	0	0	0	0	0	0	0	0	0	9
3	3	15	2	0	0	0	0	0	0	0	0	0	0	0	0	17
4	4	32	5	0	0	0	0	0	0	0	0	0	0	0	0	37
5	5	69	10	0	0	0	0	0	0	0	0	0	0	0	0	79
6	6	121	16	0	0	0	0	0	0	0	0	0	0	0	0	137
7-Important	7	478	139	0	0	0	0	0	0	0	0	0	0	0	0	617
Don't know	8	5	1	0	0	0	0	0	0	0	0	0	0	0	0	6
No answer	9	12	1	0	0	0	0	0	0	0	0	0	0	0	0	13
Not applicable	IAP	12867	176	7542	353	5907	10334	2817	2765	2812	4510	2023	2044	1974	2538	58662

B. High Income

[VAR: JOBPAY]

RESPONSE	PUNCH	YEAR														
		1972-82	1982B	1983-87	1987B	1988-91	1993-98	2000	2002	2004	2006	2008	2010	2012	2014	ALL
1-Unimportant	1	13	3	0	0	0	0	0	0	0	0	0	0	0	0	16
2	2	13	1	0	0	0	0	0	0	0	0	0	0	0	0	14
3	3	13	3	0	0	0	0	0	0	0	0	0	0	0	0	16
4	4	61	4	0	0	0	0	0	0	0	0	0	0	0	0	65
5	5	187	14	0	0	0	0	0	0	0	0	0	0	0	0	201
6	6	163	30	0	0	0	0	0	0	0	0	0	0	0	0	193
7-Important	7	292	120	0	0	0	0	0	0	0	0	0	0	0	0	412
Don't know	8	5	1	0	0	0	0	0	0	0	0	0	0	0	0	6
No answer	9	12	2	0	0	0	0	0	0	0	0	0	0	0	0	14
Not applicable	IAP	12867	176	7542	353	5907	10334	2817	2765	2812	4510	2023	2044	1974	2538	58662

C. Good opportunities for advancement

[VAR: JOBRISE]

RESPONSE	PUNCH	YEAR														
		1972-82	1982B	1983-87	1987B	1988-91	1993-98	2000	2002	2004	2006	2008	2010	2012	2014	ALL
1-Unimportant	1	13	2	0	0	0	0	0	0	0	0	0	0	0	0	15
2	2	10	0	0	0	0	0	0	0	0	0	0	0	0	0	10
3	3	16	5	0	0	0	0	0	0	0	0	0	0	0	0	21
4	4	40	4	0	0	0	0	0	0	0	0	0	0	0	0	44
5	5	109	15	0	0	0	0	0	0	0	0	0	0	0	0	124
6	6	184	37	0	0	0	0	0	0	0	0	0	0	0	0	221
7-Important	7	368	112	0	0	0	0	0	0	0	0	0	0	0	0	480
Don't know	8	5	1	0	0	0	0	0	0	0	0	0	0	0	0	6
No answer	9	14	2	0	0	0	0	0	0	0	0	0	0	0	0	16
Not applicable	IAP	12867	176	7542	353	5907	10334	2817	2765	2812	4510	2023	2044	1974	2538	58662

D. An occupation that is recognized and respected

[VAR: JOBHONOR]

RESPONSE	PUNCH	YEAR														
		1972-82	1982B	1983-87	1987B	1988-91	1993-98	2000	2002	2004	2006	2008	2010	2012	2014	ALL
1-Unimportant	1	8	1	0	0	0	0	0	0	0	0	0	0	0	0	9
2	2	15	2	0	0	0	0	0	0	0	0	0	0	0	0	17
3	3	19	6	0	0	0	0	0	0	0	0	0	0	0	0	25
4	4	72	11	0	0	0	0	0	0	0	0	0	0	0	0	83
5	5	129	26	0	0	0	0	0	0	0	0	0	0	0	0	155
6	6	159	37	0	0	0	0	0	0	0	0	0	0	0	0	196
7-Important	7	337	92	0	0	0	0	0	0	0	0	0	0	0	0	429
Don't know	8	7	1	0	0	0	0	0	0	0	0	0	0	0	0	8
No answer	9	13	2	0	0	0	0	0	0	0	0	0	0	0	0	15
Not applicable	IAP	12867	176	7542	353	5907	10334	2817	2765	2812	4510	2023	2044	1974	2538	58662

E. An occupation that leaves one a lot of leisure time

[VAR: JOBOFF]

RESPONSE	PUNCH	YEAR														
		1972-82	1982B	1983-87	1987B	1988-91	1993-98	2000	2002	2004	2006	2008	2010	2012	2014	ALL
1-Unimportant	1	61	18	0	0	0	0	0	0	0	0	0	0	0	0	79
2	2	44	17	0	0	0	0	0	0	0	0	0	0	0	0	61
3	3	91	16	0	0	0	0	0	0	0	0	0	0	0	0	107
4	4	143	20	0	0	0	0	0	0	0	0	0	0	0	0	163
5	5	194	32	0	0	0	0	0	0	0	0	0	0	0	0	226
6	6	105	29	0	0	0	0	0	0	0	0	0	0	0	0	134
7-Important	7	102	43	0	0	0	0	0	0	0	0	0	0	0	0	145
Don't know	8	5	1	0	0	0	0	0	0	0	0	0	0	0	0	6
No answer	9	14	2	0	0	0	0	0	0	0	0	0	0	0	0	16
Not applicable	IAP	12867	176	7542	353	5907	10334	2817	2765	2812	4510	2023	2044	1974	2538	58662

F. An interesting job

[VAR: JOBINTER]

RESPONSE	PUNCH	YEAR														
		1972-82	1982B	1983-87	1987B	1988-91	1993-98	2000	2002	2004	2006	2008	2010	2012	2014	ALL
1-Unimportant	1	6	3	0	0	0	0	0	0	0	0	0	0	0	0	9
2	2	5	4	0	0	0	0	0	0	0	0	0	0	0	0	9
3	3	5	5	0	0	0	0	0	0	0	0	0	0	0	0	10
4	4	31	11	0	0	0	0	0	0	0	0	0	0	0	0	42
5	5	58	12	0	0	0	0	0	0	0	0	0	0	0	0	70
6	6	157	32	0	0	0	0	0	0	0	0	0	0	0	0	189
7-Important	7	478	108	0	0	0	0	0	0	0	0	0	0	0	0	586
Don't know	8	6	1	0	0	0	0	0	0	0	0	0	0	0	0	7
No answer	9	13	2	0	0	0	0	0	0	0	0	0	0	0	0	15
Not applicable	IAP	12867	176	7542	353	5907	10334	2817	2765	2812	4510	2023	2044	1974	2538	58662

G. A job that allows one to work independently

[VAR: JOBINDEP]

RESPONSE	PUNCH	YEAR														
		1972-82	1982B	1983-87	1987B	1988-91	1993-98	2000	2002	2004	2006	2008	2010	2012	2014	ALL
1-Unimportant	1	18	4	0	0	0	0	0	0	0	0	0	0	0	0	22
2	2	7	3	0	0	0	0	0	0	0	0	0	0	0	0	10
3	3	15	8	0	0	0	0	0	0	0	0	0	0	0	0	23
4	4	53	11	0	0	0	0	0	0	0	0	0	0	0	0	64
5	5	154	27	0	0	0	0	0	0	0	0	0	0	0	0	181
6	6	172	33	0	0	0	0	0	0	0	0	0	0	0	0	205
7-Important	7	320	89	0	0	0	0	0	0	0	0	0	0	0	0	409
Don't know	8	6	1	0	0	0	0	0	0	0	0	0	0	0	0	7
No answer	9	14	2	0	0	0	0	0	0	0	0	0	0	0	0	16
Not applicable	IAP	12867	176	7542	353	5907	10334	2817	2765	2812	4510	2023	2044	1974	2538	58662

H. Responsible job tasks

[VAR: JOBRESP]

RESPONSE	PUNCH	YEAR														
		1972-82	1982B	1983-87	1987B	1988-91	1993-98	2000	2002	2004	2006	2008	2010	2012	2014	ALL
1-Unimportant	1	6	2	0	0	0	0	0	0	0	0	0	0	0	0	8
2	2	7	2	0	0	0	0	0	0	0	0	0	0	0	0	9
3	3	13	5	0	0	0	0	0	0	0	0	0	0	0	0	18
4	4	33	10	0	0	0	0	0	0	0	0	0	0	0	0	43
5	5	106	25	0	0	0	0	0	0	0	0	0	0	0	0	131
6	6	212	44	0	0	0	0	0	0	0	0	0	0	0	0	256
7-Important	7	360	87	0	0	0	0	0	0	0	0	0	0	0	0	447
Don't know	8	9	1	0	0	0	0	0	0	0	0	0	0	0	0	10
No answer	9	13	2	0	0	0	0	0	0	0	0	0	0	0	0	15
Not applicable	IAP	12867	176	7542	353	5907	10334	2817	2765	2812	4510	2023	2044	1974	2538	58662

I. A lot of contact with other people

[VAR: JOBPEOP]

RESPONSE	PUNCH	YEAR														
		1972-82	1982B	1983-87	1987B	1988-91	1993-98	2000	2002	2004	2006	2008	2010	2012	2014	ALL
1-Unimportant	1	18	12	0	0	0	0	0	0	0	0	0	0	0	0	30
2	2	23	6	0	0	0	0	0	0	0	0	0	0	0	0	29
3	3	37	11	0	0	0	0	0	0	0	0	0	0	0	0	48
4	4	83	22	0	0	0	0	0	0	0	0	0	0	0	0	105
5	5	159	17	0	0	0	0	0	0	0	0	0	0	0	0	176
6	6	166	37	0	0	0	0	0	0	0	0	0	0	0	0	203
7-Important	7	254	69	0	0	0	0	0	0	0	0	0	0	0	0	323
Don't know	8	5	1	0	0	0	0	0	0	0	0	0	0	0	0	6
No answer	9	14	3	0	0	0	0	0	0	0	0	0	0	0	0	17
Not applicable	IAP	12867	176	7542	353	5907	10334	2817	2765	2812	4510	2023	2044	1974	2538	58662

J. An occupation in which one can help others

[VAR: JOBHELP]

RESPONSE	PUNCH	YEAR														
		1972-82	1982B	1983-87	1987B	1988-91	1993-98	2000	2002	2004	2006	2008	2010	2012	2014	ALL
1-Unimportant	1	12	2	0	0	0	0	0	0	0	0	0	0	0	0	14
2	2	12	4	0	0	0	0	0	0	0	0	0	0	0	0	16
3	3	25	4	0	0	0	0	0	0	0	0	0	0	0	0	29
4	4	42	8	0	0	0	0	0	0	0	0	0	0	0	0	50
5	5	89	14	0	0	0	0	0	0	0	0	0	0	0	0	103
6	6	167	33	0	0	0	0	0	0	0	0	0	0	0	0	200
7-Important	7	396	110	0	0	0	0	0	0	0	0	0	0	0	0	506
Don't know	8	5	1	0	0	0	0	0	0	0	0	0	0	0	0	6
No answer	9	11	2	0	0	0	0	0	0	0	0	0	0	0	0	13
Not applicable	IAP	12867	176	7542	353	5907	10334	2817	2765	2812	4510	2023	2044	1974	2538	58662

K. A job that is useful to society

[VAR: JOBSOC]

RESPONSE	PUNCH	YEAR														
		1972-82	1982B	1983-87	1987B	1988-91	1993-98	2000	2002	2004	2006	2008	2010	2012	2014	ALL
1-Unimportant	1	13	10	0	0	0	0	0	0	0	0	0	0	0	0	23
2	2	15	2	0	0	0	0	0	0	0	0	0	0	0	0	17
3	3	26	4	0	0	0	0	0	0	0	0	0	0	0	0	30
4	4	55	7	0	0	0	0	0	0	0	0	0	0	0	0	62
5	5	110	20	0	0	0	0	0	0	0	0	0	0	0	0	130
6	6	175	34	0	0	0	0	0	0	0	0	0	0	0	0	209
7-Important	7	345	98	0	0	0	0	0	0	0	0	0	0	0	0	443
Don't know	8	6	1	0	0	0	0	0	0	0	0	0	0	0	0	7
No answer	9	14	2	0	0	0	0	0	0	0	0	0	0	0	0	16
Not applicable	IAP	12867	176	7542	353	5907	10334	2817	2765	2812	4510	2023	2044	1974	2538	58662

L. Gives a feeling of doing something meaningful

[VAR: JOBACCMP]

RESPONSE	PUNCH	YEAR														
		1972-82	1982B	1983-87	1987B	1988-91	1993-98	2000	2002	2004	2006	2008	2010	2012	2014	ALL
1-Unimportant	1	7	3	0	0	0	0	0	0	0	0	0	0	0	0	10
2	2	6	2	0	0	0	0	0	0	0	0	0	0	0	0	8
3	3	11	2	0	0	0	0	0	0	0	0	0	0	0	0	13
4	4	17	11	0	0	0	0	0	0	0	0	0	0	0	0	28
5	5	74	17	0	0	0	0	0	0	0	0	0	0	0	0	91
6	6	156	31	0	0	0	0	0	0	0	0	0	0	0	0	187
7-Important	7	468	109	0	0	0	0	0	0	0	0	0	0	0	0	577
Don't know	8	7	1	0	0	0	0	0	0	0	0	0	0	0	0	8
No answer	9	13	2	0	0	0	0	0	0	0	0	0	0	0	0	15
Not applicable	IAP	12867	176	7542	353	5907	10334	2817	2765	2812	4510	2023	2044	1974	2538	58662

M. Safe and healthful working conditions

[VAR: JOBSAFE]

RESPONSE	PUNCH	YEAR														
		1972-82	1982B	1983-87	1987B	1988-91	1993-98	2000	2002	2004	2006	2008	2010	2012	2014	ALL
1-Unimportant	1	7	1	0	0	0	0	0	0	0	0	0	0	0	0	8
2	2	4	1	0	0	0	0	0	0	0	0	0	0	0	0	5
3	3	11	3	0	0	0	0	0	0	0	0	0	0	0	0	14
4	4	26	2	0	0	0	0	0	0	0	0	0	0	0	0	28
5	5	64	6	0	0	0	0	0	0	0	0	0	0	0	0	70
6	6	91	17	0	0	0	0	0	0	0	0	0	0	0	0	108
7-Important	7	537	144	0	0	0	0	0	0	0	0	0	0	0	0	681
Don't know	8	6	1	0	0	0	0	0	0	0	0	0	0	0	0	7
No answer	9	13	3	0	0	0	0	0	0	0	0	0	0	0	0	16
Not applicable	IAP	12867	176	7542	353	5907	10334	2817	2765	2812	4510	2023	2044	1974	2538	58662

REMARKS: Pink cards contained items A-M and responses 1-7. JOBKEEP-JOBSAFE was asked on Form 2 in 1982. It is a variant of JOBIN-C-JOBMEANS. See Appendices P and R.

183. A. If you were asked to use one of four names for your social class, which would you say you belong in: the lower class, the working class, the middle class, or the upper class?

[VAR: CLASS]

<u>RESPONSE</u>	<u>PUNCH</u>	<u>YEAR</u>														
		<u>1972-82</u>	<u>1982B</u>	<u>1983-87</u>	<u>1987B</u>	<u>1988-91</u>	<u>1993-98</u>	<u>2000</u>	<u>2002</u>	<u>2004</u>	<u>2006</u>	<u>2008</u>	<u>2010</u>	<u>2012</u>	<u>2014</u>	<u>ALL</u>
Lower class	1	631	31	342	35	291	576	142	167	191	191	175	175	200	228	3375
Working class	2	6060	202	3002	186	2588	4638	1280	1231	1213	1354	906	945	853	1160	25618
Middle class	3	5752	100	3101	114	2825	4686	1273	1253	1311	1331	853	851	839	1065	25354
Upper class	4	356	17	246	8	174	363	108	94	84	95	73	58	65	66	1807
No class (vol.)	5	1	0	0	0	0	0	0	0	0	0	0	0	0	0	1
Don't know	8	13	2	21	6	10	21	2	15	10	19	11	5	14	11	160
No answer	9	62	2	35	4	19	50	12	5	3	2	5	10	3	8	220
Not applicable	IAP	751	0	795	0	0	0	0	0	0	1518	0	0	0	0	3064

- B. If you were asked to use one of five names for your social class, which would you say you belong in: the lower class, the working class, the middle class, the upper middle class, or the upper class?

[VAR: CLASSY]

<u>RESPONSE</u>	<u>PUNCH</u>	<u>YEAR</u>														
		<u>1972-82</u>	<u>1982B</u>	<u>1983-87</u>	<u>1987B</u>	<u>1988-91</u>	<u>1993-98</u>	<u>2000</u>	<u>2002</u>	<u>2004</u>	<u>2006</u>	<u>2008</u>	<u>2010</u>	<u>2012</u>	<u>2014</u>	<u>ALL</u>
Lower class	1	32	0	0	0	0	0	0	0	0	0	0	0	0	0	32
Working class	2	308	0	0	0	0	0	0	0	0	0	0	0	0	0	308
Middle class	3	308	0	0	0	0	0	0	0	0	0	0	0	0	0	308
Upper middle class	4	79	0	0	0	0	0	0	0	0	0	0	0	0	0	79
Upper class	5	18	0	0	0	0	0	0	0	0	0	0	0	0	0	18
No answer	9	6	0	0	0	0	0	0	0	0	0	0	0	0	0	6
Not applicable	IAP	12875	354	7542	353	5907	10334	2817	2765	2812	4510	2023	2044	1974	2538	58848

REMARKS: CLASSY appeared on Form 2 in 1973. It is a variant of CLASS. See Appendix P.

184. In our society there are groups which tend to be towards the top and those that are towards the bottom. Here we have a scale that runs from top to bottom.

A. Where would you put yourself on this scale?

HAND SCALE AND PENCIL TO RESPONDENT. LET RESPONDENT MARK SCALE. Be sure that the mark is within one of the boxes. Record answer below.

HAND CARD AW

[VAR: RANK]

<u>RESPONSE</u>	<u>PUNCH</u>	<u>YEAR</u>														
		<u>1972-82</u>	<u>1982B</u>	<u>1983-87</u>	<u>1987B</u>	<u>1988-91</u>	<u>1993-98</u>	<u>2000</u>	<u>2002</u>	<u>2004</u>	<u>2006</u>	<u>2008</u>	<u>2010</u>	<u>2012</u>	<u>2014</u>	<u>ALL</u>
1 TOP	1	0	0	95	17	0	0	33	0	115	101	0	114	113	156	744
2	2	0	0	84	2	0	0	33	0	66	95	0	72	68	85	505
3	3	0	0	267	15	0	0	117	0	180	247	0	257	236	297	1616
4	4	0	0	305	23	0	0	174	0	165	204	0	290	240	367	1768
5	5	0	0	635	66	0	0	352	0	424	517	0	735	714	930	4373
6	6	0	0	264	44	0	0	188	0	109	125	0	213	221	253	1417
7	7	0	0	166	43	0	0	117	0	56	92	0	157	151	194	976
8	8	0	0	112	22	0	0	64	0	35	55	0	70	80	105	543
9	9	0	0	31	10	0	0	24	0	15	10	0	20	16	20	146
10 BOTTOM	10	0	0	45	18	0	0	18	0	11	25	0	25	31	39	212
Don't Know	98	0	0	17	0	0	0	7	0	22	43	0	65	72	71	297
No answer	99	0	0	59	19	0	0	145	0	18	4	0	26	32	21	324
Not applicable	IAP	13626	354	5462	74	5907	10334	1545	2765	1596	2992	2023	0	0	0	46678

B. And ten years ago, where did you fit in then?

[VAR: RANK10]

RESPONSE	PUNCH	YEAR														
		1972-82	1982B	1983-87	1987B	1988-91	1993-98	2000	2002	2004	2006	2008	2010	2012	2014	ALL
1 TOP	1	0	0	0	0	0	0	27	0	0	0	0	0	0	0	27
2	2	0	0	0	0	0	0	49	0	0	0	0	0	0	0	49
3	3	0	0	0	0	0	0	106	0	0	0	0	0	0	0	106
4	4	0	0	0	0	0	0	132	0	0	0	0	0	0	0	132
5	5	0	0	0	0	0	0	239	0	0	0	0	0	0	0	239
6	6	0	0	0	0	0	0	194	0	0	0	0	0	0	0	194
7	7	0	0	0	0	0	0	149	0	0	0	0	0	0	0	149
8	8	0	0	0	0	0	0	133	0	0	0	0	0	0	0	133
9	9	0	0	0	0	0	0	52	0	0	0	0	0	0	0	52
10 BOTTOM	10	0	0	0	0	0	0	40	0	0	0	0	0	0	0	40
Don't Know	98	0	0	0	0	0	0	7	0	0	0	0	0	0	0	7
No answer	99	0	0	0	0	0	0	144	0	0	0	0	0	0	0	144
Not applicable	IAP	13626	354	7542	353	5907	10334	1545	2765	2812	4510	2023	2044	1974	2538	58327

REMARKS: Card AW lists punches 1-10 in 10 vertically arranged boxes. RANK appeared on Form 2 in 1983. It is a variant of CLASS. See Appendix T, GSS Methodological Report No. 29. See Appendices P and R. In 1987, RANK appeared on the ISSP supplement module on Social Inequality, see also DISABLD3-MHVIOOTH. In 2000, RANK and RANK10 were asked on an ISSP module on Social Inequality, see VIGVERMY-BIZSHARE. If planning to perform trend analysis with this variable, please consult GSS Methodological Report No. 56.

185. A. We are interested in how people are getting along financially these days. So far as you and your family are concerned, would you say that you are pretty well satisfied with your present financial situation, more or less satisfied, or not satisfied at all?

[VAR: SATFIN]

RESPONSE	PUNCH	YEAR														
		1972-82	1982B	1983-87	1987B	1988-91	1993-98	2000	2002	2004	2006	2008	2010	2012	2014	ALL
Pretty well satisfied	1	4209	60	2202	69	1743	2914	834	410	419	896	573	478	537	698	16042
More or less satisfied	2	6035	131	3320	157	2619	4619	1261	568	562	1310	819	918	857	1141	24317
Not satisfied at all	3	3324	158	1986	124	1517	2759	708	391	354	774	624	642	573	693	14627
Don't know	8	24	2	18	0	15	21	9	2	3	4	5	1	2	3	109
No answer	9	34	3	16	3	13	21	5	1	2	8	2	5	5	3	121
Not applicable	IAP	0	0	0	0	0	0	0	1393	1472	1518	0	0	0	0	4383

B. During the last few years, has your financial situation been getting better, worse, or has it stayed the same?

[VAR: FINALTER]

<u>RESPONSE</u>	<u>PUNCH</u>	<u>YEAR</u>														
		<u>1972-82</u>	<u>1982B</u>	<u>1983-87</u>	<u>1987B</u>	<u>1988-91</u>	<u>1993-98</u>	<u>2000</u>	<u>2002</u>	<u>2004</u>	<u>2006</u>	<u>2008</u>	<u>2010</u>	<u>2012</u>	<u>2014</u>	<u>ALL</u>
Getting better	1	5134	83	2883	128	2303	4013	1263	558	497	1165	618	506	546	876	20573
Getting worse	2	3036	128	1664	65	1161	2419	474	317	340	664	603	752	614	627	12864
Stayed the same	3	5333	138	2932	155	2413	4102	1065	494	498	1150	792	775	807	1030	21684
Don't know	8	38	3	29	3	13	39	9	2	2	7	5	5	5	3	163
No answer	9	85	2	34	2	17	31	6	1	3	6	5	6	2	2	202
Not applicable	IAP	0	0	0	0	0	0	0	1393	1472	1518	0	0	0	0	4383

186. Compared with American families in general, would you say your family income is far below average, below average, average, above average, or far above average? (PROBE: Just your best guess.)

[VAR: FINRELA]

<u>RESPONSE</u>	<u>PUNCH</u>	<u>YEAR</u>														
		<u>1972-82</u>	<u>1982B</u>	<u>1983-87</u>	<u>1987B</u>	<u>1988-91</u>	<u>1993-98</u>	<u>2000</u>	<u>2002</u>	<u>2004</u>	<u>2006</u>	<u>2008</u>	<u>2010</u>	<u>2012</u>	<u>2014</u>	<u>ALL</u>
Far below average	1	593	36	417	24	276	585	165	86	70	186	145	150	158	179	3070
Below average	2	3100	124	1765	118	1361	2426	615	340	322	738	545	606	539	666	13265
Average	3	7325	170	3761	166	2979	4918	1354	646	622	1422	885	851	858	1118	27075
Above average	4	2293	14	1391	31	1130	2026	562	255	272	562	385	360	342	483	10106
Far above average	5	195	3	136	6	109	236	87	36	37	53	40	52	55	65	1110
Don't know	8	91	5	56	5	40	108	29	8	12	22	18	16	18	21	449
No answer	9	29	2	16	3	12	35	5	1	5	9	5	9	4	6	141
Not applicable	IAP	0	0	0	0	0	0	0	1393	1472	1518	0	0	0	0	4383

187. Living where you do now and meeting the expenses you consider necessary, what would be the very smallest amount of income per month--after taxes--your household would need to make ends meet?

[VAR: INCNEED]

RESPONSE	PUNCH	YEAR														
		1972-82	1982B	1983-87	1987B	1988-91	1993-98	2000	2002	2004	2006	2008	2010	2012	2014	ALL
\$0-500	0-00500	298	106	0	0	0	0	0	0	0	0	0	0	0	0	404
\$501-1000	0501-0100	619	142	0	0	0	0	0	0	0	0	0	0	0	0	761
\$1001-5000	1001-0500	353	48	0	0	0	0	0	0	0	0	0	0	0	0	401
\$5001 +	5001-9999	6	1	0	0	0	0	0	0	0	0	0	0	0	0	7
REFUSED	99997	29	16	0	0	0	0	0	0	0	0	0	0	0	0	45
Don't know	99998	188	35	0	0	0	0	0	0	0	0	0	0	0	0	223
No answer	99999	13	6	0	0	0	0	0	0	0	0	0	0	0	0	19
Not applicable	IAP	12120	0	7542	353	5907	10334	2817	2765	2812	4510	2023	2044	1974	2538	57739

REMARKS: This variable codes exact number of dollars mentioned in INCNEED. The collapsed numbers above are for convenience of display only.

188. What is the smallest amount of money a family of four (husband, wife and two children) needs each week to get along in this community?

[VAR: MININC]

RESPONSE	PUNCH	YEAR														
		1972-82	1982B	1983-87	1987B	1988-91	1993-98	2000	2002	2004	2006	2008	2010	2012	2014	ALL
0-\$249	0-249	0	0	289	0	0	0	0	0	0	0	0	0	0	0	289
\$250-499	250-499	0	0	830	0	0	0	0	0	0	0	0	0	0	0	830
\$500-749	500-749	0	0	203	0	0	0	0	0	0	0	0	0	0	0	203
\$750+	750-997	0	0	53	0	0	0	0	0	0	0	0	0	0	0	53
Don't know	998	0	0	78	0	0	0	0	0	0	0	0	0	0	0	78
No answer	999	0	0	17	0	0	0	0	0	0	0	0	0	0	0	17
Not applicable	IAP	13626	354	6072	353	5907	10334	2817	2765	2812	4510	2023	2044	1974	2538	58129

REMARKS: This variable codes exact number of dollars mentioned in MININC. The collapsed numbers above are for convenience of display only. This variable was part of the 1986 Topical Module on Welfare; see also SPDUE, JOBSAT, and the Welfare Vignettes.

IF R IS CURRENTLY WORKING (INCLUDING THOSE ON VACATION, STRIKE, ILL, LAST WEEK)--ASK WKSUB AND WKSUP ABOUT R. IF R MARRIED AND NOT WORKING--ASK WKSUB AND WKSUP ABOUT SPOUSE IF SPOUSE IS WORKING. IF NEITHER R NOR SPOUSE IS WORKING, SKIP TO UNEMP.

189. Do you (does your [SPOUSE]) have a supervisor on (your/his/her) job to whom you are (he/she/is) directly responsible?

[VAR: WKSUB]

RESPONSE	PUNCH	YEAR														
		1972-82	1982B	1983-87	1987B	1988-91	1993-98	2000	2002	2004	2006	2008	2010	2012	2014	ALL
Yes (ASK A)	1	6038	169	2547	188	2354	4086	1096	1057	1100	2585	1149	1063	1122	1463	26017
No	2	1529	22	688	39	581	974	213	264	290	615	281	264	229	327	6316
Don't know	8	13	0	7	0	7	6	3	1	3	5	6	2	5	5	63
No answer	9	162	15	20	3	115	42	38	2	22	3	0	0	5	0	427
Not applicable (Not working, not married, Married--spouse not working)	IAP	5884	148	4280	123	2850	5226	1467	1441	1397	1302	587	715	613	743	26776

REMARKS: In 1991 this question was asked of respondents on all three ballots as compared to only two ballots in other years. This question was still asked of respondents' spouses, when applicable, on two ballots as done previously before 1991.

A. IF YES: Does that person have a supervisor on the job to whom he is directly responsible?

[VAR: WKSUBS]

RESPONSE	PUNCH	YEAR														
		1972-82	1982B	1983-87	1987B	1988-91	1993-98	2000	2002	2004	2006	2008	2010	2012	2014	ALL
Yes	3	4805	132	1991	158	1650	3200	867	832	880	2124	920	837	913	1197	20506
No	4	1138	28	525	26	413	800	209	217	217	447	218	220	202	256	4916
Don't know	8	52	6	21	3	21	43	8	6	3	13	11	6	7	9	209
No answer	9	174	18	30	4	126	84	50	4	22	4	0	0	14	803	1333
Not applicable (Punches 2, 8, and IAP in WKSUB)	IAP	7457	170	4975	162	3697	6207	1683	1706	1690	1922	874	981	838	273	32635

REMARKS: See Appendix N for across survey changes.
with a partner and not working, these questions were asked about the cohabitating partner.

190. In your (SPOUSE'S) job, (do you/does he/she) supervise anyone who is directly responsible to (you/him/her)?

[VAR: WKSUP]

RESPONSE	PUNCH	YEAR														
		1972-82	1982B	1983-87	1987B	1988-91	1993-98	2000	2002	2004	2006	2008	2010	2012	2014	ALL
Yes (ASK A)	1	2965	55	1337	75	1040	2064	504	519	535	1195	549	485	507	640	12470
No	2	4346	124	1798	145	1538	2891	755	800	858	2000	881	839	837	1148	18960
Don't know	8	24	2	20	2	7	22	9	2	0	9	5	4	12	6	124
No answer	9	407	25	107	8	158	131	82	3	22	17	7	14	11	6	998
Not applicable (Not working, not married, Married--spouse not working)	IAP	5884	148	4280	123	3164	5226	1467	1441	1397	1289	581	702	607	738	27047

REMARKS: See also YOUSUP.

A. IF YES: Do any of those persons supervise anyone else?

[VAR: WKSUPS]

RESPONSE	PUNCH	YEAR														
		1972-82	1982B	1983-87	1987B	1988-91	1993-98	2000	2002	2004	2006	2008	2010	2012	2014	ALL
Yes	3	953	18	472	18	349	747	181	145	156	358	143	133	157	176	4006
No	4	1951	36	849	57	672	1275	310	371	376	833	402	348	344	460	8284
Don't know	8	30	0	11	0	14	23	6	1	3	4	4	4	6	4	110
No answer	9	372	26	112	8	163	149	89	5	22	14	7	14	12	749	1742
Not applicable (Punches 2, 8, and IAP in WKSUP)	IAP	10320	274	6098	270	4709	8140	2231	2243	2255	3301	1467	1545	1455	1149	45457

REMARKS: See Appendix T, GSS Methodological Report No. 11. In 2012+, if a respondent was not married but cohabitating with a partner and not working, these questions were asked about the cohabitating partner.
See also SUPOTHRs

ASK EVERYONE:

191. At any time during the last ten years, have you been unemployed and looking for work for as long as a month?

[VAR: UNEMP]

RESPONSE	PUNCH	YEAR														
		1972-82	1982B	1983-87	1987B	1988-91	1993-98	2000	2002	2004	2006	2008	2010	2012	2014	ALL
Yes	1	2918	0	1473	0	1173	2210	561	279	284	643	451	520	478	602	11592
No	2	7569	0	3056	0	2765	4660	1278	631	590	1342	913	854	859	1082	25599
Don't know	8	3	0	3	0	5	5	8	2	2	2	1	2	0	2	35
No answer	9	17	0	10	0	5	29	11	0	0	2	0	1	1	1	77
Not applicable	IAP	3119	354	3000	353	1959	3430	959	1853	1936	2521	658	667	636	851	22296

192. Did you ever--because of sickness, unemployment, or any other reason--receive anything like welfare, unemployment insurance, or other aid from government agencies?

[VAR: GOVAID]

<u>RESPONSE</u>	<u>PUNCH</u>	<u>YEAR</u>														
		<u>1972-82</u>	<u>1982B</u>	<u>1983-87</u>	<u>1987B</u>	<u>1988-91</u>	<u>1993-98</u>	<u>2000</u>	<u>2002</u>	<u>2004</u>	<u>2006</u>	<u>2008</u>	<u>2010</u>	<u>2012</u>	<u>2014</u>	<u>ALL</u>
Yes	1	3711	0	614	0	0	0	0	0	0	0	0	0	0	0	4325
No	2	6780	0	980	0	0	0	0	0	0	0	0	0	0	0	7760
Don't know	8	12	0	3	0	0	0	0	0	0	0	0	0	0	0	15
No answer	9	4	0	2	0	0	0	0	0	0	0	0	0	0	0	6
Not applicable	IAP	3119	354	5943	353	5907	10334	2817	2765	2812	4510	2023	2044	1974	2538	47493

193. Have you personally ever received income from Aid to Families with Dependent Children (AFDC), General Assistance, Supplemental Security Income, or Food Stamps? CIRCLE ONE CODE ONLY.

[VAR: GETAID]

<u>RESPONSE</u>	<u>PUNCH</u>	<u>YEAR</u>														
		<u>1972-82</u>	<u>1982B</u>	<u>1983-87</u>	<u>1987B</u>	<u>1988-91</u>	<u>1993-98</u>	<u>2000</u>	<u>2002</u>	<u>2004</u>	<u>2006</u>	<u>2008</u>	<u>2010</u>	<u>2012</u>	<u>2014</u>	<u>ALL</u>
Yes, 1 or more	1	0	0	281	0	0	0	0	0	0	0	0	0	0	0	281
No	2	0	0	1179	0	0	0	0	0	0	0	0	0	0	0	1179
No answer	9	0	0	10	0	0	0	0	0	0	0	0	0	0	0	10
Not applicable	IAP	13626	354	6072	353	5907	10334	2817	2765	2812	4510	2023	2044	1974	2538	58129

194. Do you (or your [SPOUSE]) belong to a labor union? (Who?)

[VAR: UNION]

<u>RESPONSE</u>	<u>PUNCH</u>	<u>YEAR</u>														
		<u>1972-82</u>	<u>1982B</u>	<u>1983-87</u>	<u>1987B</u>	<u>1988-91</u>	<u>1993-98</u>	<u>2000</u>	<u>2002</u>	<u>2004</u>	<u>2006</u>	<u>2008</u>	<u>2010</u>	<u>2012</u>	<u>2014</u>	<u>ALL</u>
Yes, respondent belongs	1	1073	0	804	58	491	793	210	194	149	330	121	100	101	134	4558
Yes, spouse belongs	2	635	0	376	14	233	325	77	64	64	128	55	40	45	60	2116
Yes, both belong	3	140	0	122	10	63	125	24	29	26	46	23	9	11	24	652
No, neither belong	4	5606	0	5336	265	3640	6135	1577	1538	1618	2996	1159	1221	1179	1462	33732
Don't know	8	3	0	2	0	2	5	0	5	3	3	6	5	2	7	43
No answer	9	36	0	45	6	19	70	8	2	0	4	1	2	0	0	193
Not applicable	IAP	6133	354	857	0	1459	2881	921	933	952	1003	658	667	636	851	18305

REMARKS: In 1985 this question appeared on ISSP supplement, see Appendix R.

195. Some people say that people get ahead by their own hard work; others say that lucky breaks or help from other people are more important. Which do you think is most important?

[VAR: GETAHEAD]

RESPONSE	PUNCH	YEAR														
		<u>1972-82</u>	<u>1982B</u>	<u>1983-87</u>	<u>1987B</u>	<u>1988-91</u>	<u>1993-98</u>	<u>2000</u>	<u>2002</u>	<u>2004</u>	<u>2006</u>	<u>2008</u>	<u>2010</u>	<u>2012</u>	<u>2014</u>	<u>ALL</u>
Hard work most important	1	5568	159	2943	216	2576	4658	1194	578	582	1868	886	884	910	1188	24210
Hard work, luck equally important	2	2353	126	823	57	799	1378	451	248	232	544	294	265	264	340	8174
Luck most important	3	947	57	653	74	506	760	193	92	79	314	162	120	128	172	4257
Other (SPECIFY)	4	36	0	0	0	0	0	0	0	0	0	0	0	0	0	36
Don't know	8	70	6	38	5	25	50	13	5	4	11	10	11	4	13	265
No answer	9	17	6	16	1	14	30	10	1	1	2	0	1	2	1	102
Not applicable	IAP	4635	0	3069	0	1987	3458	956	1841	1914	1771	671	763	666	824	22555

REMARKS: See Appendix N for changes across survey. If planning to perform trend analysis with this variable, please consult GSS Methodological Report No. 56.

196. A. Compared to your parents when they were the age you are now, do you think your own standard of living now is much better, somewhat better, about the same, somewhat worse, or much worse than theirs was?

[VAR: PARSOL]

RESPONSE	PUNCH	YEAR														
		<u>1972-82</u>	<u>1982B</u>	<u>1983-87</u>	<u>1987B</u>	<u>1988-91</u>	<u>1993-98</u>	<u>2000</u>	<u>2002</u>	<u>2004</u>	<u>2006</u>	<u>2008</u>	<u>2010</u>	<u>2012</u>	<u>2014</u>	<u>ALL</u>
Much better	1	0	0	0	0	0	1705	646	303	329	671	417	389	413	505	5378
Somewhat better	2	0	0	0	0	0	1631	579	298	251	624	394	394	368	478	5017
About the same	3	0	0	0	0	0	1122	396	175	173	421	290	341	296	406	3620
Somewhat worse	4	0	0	0	0	0	598	178	99	83	196	166	173	162	195	1850
Much worse	5	0	0	0	0	0	178	57	24	30	52	72	64	69	79	625
Don't know	8	0	0	0	0	0	91	37	12	9	23	25	15	29	22	263
No answer	9	0	0	0	0	0	11	3	1	1	2	1	1	1	2	23
Not applicable	IAP	13626	354	7542	353	5907	4998	921	1853	1936	2521	658	667	636	851	42823

- B. When your children are at the age you are now, do you think their standard of living will be much better, somewhat better, about the same, somewhat worse, or much worse than yours is now?

[VAR: KIDSSOL]

RESPONSE	PUNCH	YEAR														
		<u>1972-82</u>	<u>1982B</u>	<u>1983-87</u>	<u>1987B</u>	<u>1988-91</u>	<u>1993-98</u>	<u>2000</u>	<u>2002</u>	<u>2004</u>	<u>2006</u>	<u>2008</u>	<u>2010</u>	<u>2012</u>	<u>2014</u>	<u>ALL</u>
Much better	1	0	0	0	0	0	1043	532	231	209	547	353	330	342	415	4002
Somewhat better	2	0	0	0	0	0	1558	553	305	260	541	340	375	296	439	4667
About the same	3	0	0	0	0	0	1046	301	161	183	350	236	247	238	308	3070
Somewhat worse	4	0	0	0	0	0	728	138	73	97	221	181	182	197	230	2047
Much worse	5	0	0	0	0	0	225	54	20	30	58	74	71	82	90	704
No children (VOL.)	6	0	0	0	0	0	506	241	105	83	231	141	133	149	177	1766
Don't know	8	0	0	0	0	0	213	67	17	12	38	38	36	32	25	478
No answer	9	0	0	0	0	0	17	10	0	2	3	2	3	2	3	42
Not applicable	IAP	13626	354	7542	353	5907	4998	921	1853	1936	2521	658	667	636	851	42823

197. Do you agree or disagree with this statement? Women should take care of running their homes and leave running the country up to men.

[VAR: FEHOME]

RESPONSE	PUNCH	YEAR														
		<u>1972-82</u>	<u>1982B</u>	<u>1983-87</u>	<u>1987B</u>	<u>1988-91</u>	<u>1993-98</u>	<u>2000</u>	<u>2002</u>	<u>2004</u>	<u>2006</u>	<u>2008</u>	<u>2010</u>	<u>2012</u>	<u>2014</u>	<u>ALL</u>
Agree	1	2455	122	1095	0	742	1010	0	0	0	0	0	0	0	0	5424
Disagree	2	4858	223	3363	0	3040	5630	0	0	0	0	0	0	0	0	17114
Not sure	8	223	8	132	0	144	224	0	0	0	0	0	0	0	0	731
No answer	9	6	1	13	0	20	24	0	0	0	0	0	0	0	0	64
Not applicable	IAP	6084	0	2939	353	1961	3446	2817	2765	2812	4510	2023	2044	1974	2538	36266

198. Do you approve or disapprove of a married woman earning money in business or industry if she has a husband capable of supporting her?

[VAR: FEWORK]

RESPONSE	PUNCH	YEAR														
		<u>1972-82</u>	<u>1982B</u>	<u>1983-87</u>	<u>1987B</u>	<u>1988-91</u>	<u>1993-98</u>	<u>2000</u>	<u>2002</u>	<u>2004</u>	<u>2006</u>	<u>2008</u>	<u>2010</u>	<u>2012</u>	<u>2014</u>	<u>ALL</u>
Approve	1	6294	244	3605	0	3087	5523	0	0	0	0	0	0	0	0	18753
Disapprove	2	2689	100	886	0	755	1218	0	0	0	0	0	0	0	0	5648
Don't know	8	154	10	91	0	80	120	0	0	0	0	0	0	0	0	455
No answer	9	18	0	21	0	24	27	0	0	0	0	0	0	0	0	90
Not applicable	IAP	4471	0	2939	353	1961	3446	2817	2765	2812	4510	2023	2044	1974	2538	34653

REMARKS: See FEWORKIF.

199. If your party nominated a woman for President, would you vote for her if she were qualified for the job?

[VAR: FEPRES]

RESPONSE	PUNCH	YEAR														
		1972-82	1982B	1983-87	1987B	1988-91	1993-98	2000	2002	2004	2006	2008	2010	2012	2014	ALL
Yes	1	7086	292	3788	0	3352	6160	0	0	0	0	1224	1355	0	0	23257
No	2	1752	48	665	0	431	498	0	0	0	0	81	56	0	0	3531
Wouldn't vote	5	3	0	1	0	0	0	0	0	0	0	0	0	0	0	4
Don't know	8	300	13	135	0	150	211	0	0	0	0	17	13	0	0	839
No answer	9	14	1	14	0	13	19	0	0	0	0	7	6	0	0	74
Not applicable	IAP	4471	0	2939	353	1961	3446	2817	2765	2812	4510	694	614	1974	2538	31894

200. A. Tell me if you agree or disagree with this statement: Most men are better suited emotionally for politics than are most women.

[VAR: FEPOL]

RESPONSE	PUNCH	YEAR														
		1972-82	1982B	1983-87	1987B	1988-91	1993-98	2000	2002	2004	2006	2008	2010	2012	2014	ALL
Agree	1	2661	61	1638	0	1090	1419	403	185	212	427	331	287	247	286	9247
Disagree	2	3086	105	2769	0	2642	5074	1327	662	622	1443	917	1064	988	1303	22002
Not sure	8	295	7	172	0	199	373	133	60	72	120	79	75	65	85	1735
No answer	9	10	3	24	0	15	22	14	1	0	2	2	4	2	1	100
Not applicable	IAP	7574	178	2939	353	1961	3446	940	1857	1906	2518	694	614	672	863	26515

B. Would you say that most men are better suited emotionally for politics than are most women, that men and women are equally suited, or that women are better suited than men in this area?

[VAR: FEPOLY]

RESPONSE	PUNCH	YEAR														
		1972-82	1982B	1983-87	1987B	1988-91	1993-98	2000	2002	2004	2006	2008	2010	2012	2014	ALL
Men better suited	1	418	49	0	0	0	0	0	0	0	0	0	0	0	0	467
Women and men equally suited	2	968	112	0	0	0	0	0	0	0	0	0	0	0	0	1080
Women better suited	3	71	10	0	0	0	0	0	0	0	0	0	0	0	0	81
Don't know	8	28	4	0	0	0	0	0	0	0	0	0	0	0	0	32
No answer	9	5	3	0	0	0	0	0	0	0	0	0	0	0	0	8
Not applicable	IAP	12136	176	7542	353	5907	10334	2817	2765	2812	4510	2023	2044	1974	2538	57931

REMARKS: FEPOL appears only on Form 1 in 1974 and 1982. FEPOLY appeared on Form 2 in 1974 and 1982. It is a variant of FEPOL. See FORM for discussion of the split-half sample design. See Appendix P. See Appendix T, GSS Methodological Report No. 53.

201. A. How important is the women's rights issue to you--would you say it is one of the most important, important, not very important, or not important at all?

[VAR: FEIMP]

<u>RESPONSE</u>	<u>PUNCH</u>	<u>YEAR</u>														
		<u>1972-82</u>	<u>1982B</u>	<u>1983-87</u>	<u>1987B</u>	<u>1988-91</u>	<u>1993-98</u>	<u>2000</u>	<u>2002</u>	<u>2004</u>	<u>2006</u>	<u>2008</u>	<u>2010</u>	<u>2012</u>	<u>2014</u>	<u>ALL</u>
One of the most important	1	0	0	77	0	0	164	0	0	0	0	0	0	0	0	241
Important	2	0	0	389	0	0	760	0	0	0	0	0	0	0	0	1149
Not very important	3	0	0	231	0	0	366	0	0	0	0	0	0	0	0	597
Not important at all	4	0	0	93	0	0	144	0	0	0	0	0	0	0	0	237
Don't know	8	0	0	9	0	0	24	0	0	0	0	0	0	0	0	33
No answer	9	0	0	5	0	0	2	0	0	0	0	0	0	0	0	7
Not applicable	IAP	13626	354	6738	353	5907	8874	2817	2765	2812	4510	2023	2044	1974	2538	57335

- B. How much information do you have about the women's rights issue? Do you have all of the information you need, most of the information, some information, or very little information?

[VAR: FEINFO]

<u>RESPONSE</u>	<u>PUNCH</u>	<u>YEAR</u>														
		<u>1972-82</u>	<u>1982B</u>	<u>1983-87</u>	<u>1987B</u>	<u>1988-91</u>	<u>1993-98</u>	<u>2000</u>	<u>2002</u>	<u>2004</u>	<u>2006</u>	<u>2008</u>	<u>2010</u>	<u>2012</u>	<u>2014</u>	<u>ALL</u>
All of the information	1	0	0	70	0	0	0	0	0	0	0	0	0	0	0	70
Most of the information.	2	0	0	172	0	0	0	0	0	0	0	0	0	0	0	172
Some information	3	0	0	323	0	0	0	0	0	0	0	0	0	0	0	323
Very little information	4	0	0	227	0	0	0	0	0	0	0	0	0	0	0	227
Don't Know	8	0	0	8	0	0	0	0	0	0	0	0	0	0	0	8
No answer	9	0	0	4	0	0	0	0	0	0	0	0	0	0	0	4
Not applicable	IAP	13626	354	6738	353	5907	10334	2817	2765	2812	4510	2023	2044	1974	2538	58795

- C. How firm are you about your opinion on women's rights--would you say you are very likely to change your opinion, somewhat likely to change, somewhat unlikely to change, or very unlikely to change?

[VAR: FEFIRM]

RESPONSE	PUNCH	YEAR														
		1972-82	1982B	1983-87	1987B	1988-91	1993-98	2000	2002	2004	2006	2008	2010	2012	2014	ALL
Very likely to change	1	0	0	36	0	0	0	0	0	0	0	0	0	0	0	36
Somewhat likely to change	2	0	0	243	0	0	0	0	0	0	0	0	0	0	0	243
Somewhat unlikely to change	3	0	0	223	0	0	0	0	0	0	0	0	0	0	0	223
Very unlikely to change	4	0	0	273	0	0	0	0	0	0	0	0	0	0	0	273
Don't know	8	0	0	25	0	0	0	0	0	0	0	0	0	0	0	25
No answer	9	0	0	4	0	0	0	0	0	0	0	0	0	0	0	4
Not applicable	IAP	13626	354	6738	353	5907	10334	2817	2765	2812	4510	2023	2044	1974	2538	58795

REMARKS: FEIMP, FEINFO, FEFIRM appeared on Form 1 in 1983. See Appendix P. See FECARE, FETHINK, FEWRITE-FEJOIN.

202. A. How concerned are you personally about women's rights? Are you very concerned somewhat concerned, not very concerned, or not concerned at all?

[VAR: FECARE]

RESPONSE	PUNCH	YEAR														
		1972-82	1982B	1983-87	1987B	1988-91	1993-98	2000	2002	2004	2006	2008	2010	2012	2014	ALL
Very concerned	1	0	0	171	0	0	0	0	0	0	0	0	0	0	0	171
Somewhat concerned	2	0	0	377	0	0	0	0	0	0	0	0	0	0	0	377
Not very concerned	3	0	0	162	0	0	0	0	0	0	0	0	0	0	0	162
Not concerned at all	4	0	0	69	0	0	0	0	0	0	0	0	0	0	0	69
Don't know	8	0	0	11	0	0	0	0	0	0	0	0	0	0	0	11
No answer	9	0	0	5	0	0	0	0	0	0	0	0	0	0	0	5
Not applicable	IAP	13626	354	6747	353	5907	10334	2817	2765	2812	4510	2023	2044	1974	2538	58804

REMARKS: FECARE appeared on Form 2 in 1983. See Appendix P. See FEIMP, FEINFO, FEFIRM, FETHINK and FEWRITE.

- B. How often would you say that you and your friends think about women's rights? Would you say that you and your friends think about women's rights very often, fairly often, occasionally, or almost never?

[VAR: FETHINK]

RESPONSE	PUNCH	YEAR														
		<u>1972-82</u>	<u>1982B</u>	<u>1983-87</u>	<u>1987B</u>	<u>1988-91</u>	<u>1993-98</u>	<u>2000</u>	<u>2002</u>	<u>2004</u>	<u>2006</u>	<u>2008</u>	<u>2010</u>	<u>2012</u>	<u>2014</u>	<u>ALL</u>
Very often	1	0	0	95	0	0	0	0	0	0	0	0	0	0	0	95
Fairly often	2	0	0	147	0	0	0	0	0	0	0	0	0	0	0	147
Occasionally	3	0	0	341	0	0	0	0	0	0	0	0	0	0	0	341
Almost never	4	0	0	201	0	0	0	0	0	0	0	0	0	0	0	201
Don't know	8	0	0	6	0	0	0	0	0	0	0	0	0	0	0	6
No answer	9	0	0	5	0	0	0	0	0	0	0	0	0	0	0	5
Not applicable	IAP	13626	354	6747	353	5907	10334	2817	2765	2812	4510	2023	2044	1974	2538	58804

REMARKS: FETHINK appeared on Form 2 in 1983. See Appendix P. See FEIMP, FININFO, FEFIRM, FECARE and FEWRITE.
SALFERGT is a slight variant of FETHINK.

203. Have you ever . . .

- A. Written a letter to a public official expressing your views on women's rights?

[VAR: FEWRITE]

RESPONSE	PUNCH	YEAR														
		<u>1972-82</u>	<u>1982B</u>	<u>1983-87</u>	<u>1987B</u>	<u>1988-91</u>	<u>1993-98</u>	<u>2000</u>	<u>2002</u>	<u>2004</u>	<u>2006</u>	<u>2008</u>	<u>2010</u>	<u>2012</u>	<u>2014</u>	<u>ALL</u>
Yes	1	0	0	55	0	0	0	0	0	0	0	0	0	0	0	55
No	2	0	0	735	0	0	0	0	0	0	0	0	0	0	0	735
Don't know	8	0	0	1	0	0	0	0	0	0	0	0	0	0	0	1
No answer	9	0	0	4	0	0	0	0	0	0	0	0	0	0	0	4
Not applicable	IAP	13626	354	6747	353	5907	10334	2817	2765	2812	4510	2023	2044	1974	2538	58804

- B. Given money to an organization concerned with this issue?

[VAR: FEGIVE]

RESPONSE	PUNCH	YEAR														
		<u>1972-82</u>	<u>1982B</u>	<u>1983-87</u>	<u>1987B</u>	<u>1988-91</u>	<u>1993-98</u>	<u>2000</u>	<u>2002</u>	<u>2004</u>	<u>2006</u>	<u>2008</u>	<u>2010</u>	<u>2012</u>	<u>2014</u>	<u>ALL</u>
Yes	1	0	0	88	0	0	0	0	0	0	0	0	0	0	0	88
No	2	0	0	701	0	0	0	0	0	0	0	0	0	0	0	701
Don't know	8	0	0	1	0	0	0	0	0	0	0	0	0	0	0	1
No answer	9	0	0	5	0	0	0	0	0	0	0	0	0	0	0	5
Not applicable	IAP	13626	354	6747	353	5907	10334	2817	2765	2812	4510	2023	2044	1974	2538	58804

C. Joined an organization concerned with women's rights?

[VAR: FEJOIN]

RESPONSE	PUNCH	YEAR														
		1972-82	1982B	1983-87	1987B	1988-91	1993-98	2000	2002	2004	2006	2008	2010	2012	2014	ALL
Yes	1	0	0	35	0	0	0	0	0	0	0	0	0	0	0	35
No	2	0	0	755	0	0	0	0	0	0	0	0	0	0	0	755
No answer	9	0	0	5	0	0	0	0	0	0	0	0	0	0	0	5
Not applicable	IAP	13626	354	6747	353	5907	10334	2817	2765	2812	4510	2023	2044	1974	2538	58804

REMARKS: FEWRITE, FEGIVE, FEJOIN appeared on Form 2 in 1983. See Appendix P. See FEIMP, FEINFO, FEFIRM, FECARE and FETHINK

204. Please tell me whether or not you think it should be possible for a pregnant woman to obtain a legal abortion if . . . READ EACH STATEMENT, AND CIRCLE ONE CODE FOR EACH.

A. If there is a strong chance of serious defect in the baby?

[VAR: ABDEFECT]

RESPONSE	PUNCH	YEAR														
		1972-82	1982B	1983-87	1987B	1988-91	1993-98	2000	2002	2004	2006	2008	2010	2012	2014	ALL
Yes	1	10980	236	4625	236	3056	5354	1397	703	624	1425	952	921	919	1231	32659
No	2	2195	92	1210	94	707	1255	377	193	232	495	321	304	313	402	8190
Don't know	8	419	25	187	21	141	250	83	24	33	68	61	32	52	54	1450
No answer	9	32	1	50	2	16	17	4	4	9	15	18	24	24	27	243
Not applicable	IAP	0	0	1470	0	1987	3458	956	1841	1914	2507	671	763	666	824	17057

B. If she is married and does not want any more children?

[VAR: ABNOMORE]

RESPONSE	PUNCH	YEAR														
		1972-82	1982B	1983-87	1987B	1988-91	1993-98	2000	2002	2004	2006	2008	2010	2012	2014	ALL
Yes	1	5920	111	2387	125	1640	3021	720	400	360	818	579	587	577	780	18025
No	2	7133	216	3452	206	2129	3539	1050	493	502	1107	716	636	669	862	22710
Don't know	8	542	26	181	20	132	293	85	29	30	65	40	36	44	50	1573
No answer	9	31	1	52	2	19	23	6	2	6	13	17	22	18	22	234
Not applicable	IAP	0	0	1470	0	1987	3458	956	1841	1914	2507	671	763	666	824	17057

C. If the woman's own health is seriously endangered by the pregnancy?

[VAR: ABHLTH]

<u>RESPONSE</u>	<u>PUNCH</u>	<u>YEAR</u>														
		<u>1972-82</u>	<u>1982B</u>	<u>1983-87</u>	<u>1987B</u>	<u>1988-91</u>	<u>1993-98</u>	<u>2000</u>	<u>2002</u>	<u>2004</u>	<u>2006</u>	<u>2008</u>	<u>2010</u>	<u>2012</u>	<u>2014</u>	<u>ALL</u>
Yes	1	12018	281	5229	283	3428	5948	1580	825	742	1692	1146	1066	1083	1452	36773
No	2	1237	53	631	45	359	660	205	76	121	233	139	158	146	195	4258
Don't know	8	334	18	161	23	114	250	72	21	27	62	57	35	58	46	1278
No answer	9	37	2	51	2	19	18	4	2	8	16	10	22	21	21	233
Not applicable	IAP	0	0	1470	0	1987	3458	956	1841	1914	2507	671	763	666	824	17057

D. If the family has a very low income and cannot afford any more children?

[VAR: ABPOOR]

<u>RESPONSE</u>	<u>PUNCH</u>	<u>YEAR</u>														
		<u>1972-82</u>	<u>1982B</u>	<u>1983-87</u>	<u>1987B</u>	<u>1988-91</u>	<u>1993-98</u>	<u>2000</u>	<u>2002</u>	<u>2004</u>	<u>2006</u>	<u>2008</u>	<u>2010</u>	<u>2012</u>	<u>2014</u>	<u>ALL</u>
Yes	1	6764	120	2598	142	1742	3121	749	396	352	822	556	560	549	753	19224
No	2	6262	212	3216	195	2001	3436	1024	496	506	1106	741	671	691	894	21451
Don't know	8	556	19	203	14	157	300	81	29	29	63	41	34	50	47	1623
No answer	9	44	3	55	2	20	19	7	3	11	12	14	16	18	20	244
Not applicable	IAP	0	0	1470	0	1987	3458	956	1841	1914	2507	671	763	666	824	17057

E. If she became pregnant as a result of rape?

[VAR: ABRAPE]

<u>RESPONSE</u>	<u>PUNCH</u>	<u>YEAR</u>														
		<u>1972-82</u>	<u>1982B</u>	<u>1983-87</u>	<u>1987B</u>	<u>1988-91</u>	<u>1993-98</u>	<u>2000</u>	<u>2002</u>	<u>2004</u>	<u>2006</u>	<u>2008</u>	<u>2010</u>	<u>2012</u>	<u>2014</u>	<u>ALL</u>
Yes	1	10922	234	4703	246	3131	5455	1409	721	651	1483	982	987	941	1276	33141
No	2	2123	97	1080	84	602	1139	340	184	203	429	298	248	289	353	7469
Don't know	8	533	20	236	20	167	266	106	19	30	76	62	28	59	65	1687
No answer	9	48	3	53	3	20	16	6	0	14	15	10	18	19	20	245
Not applicable	IAP	0	0	1470	0	1987	3458	956	1841	1914	2507	671	763	666	824	17057

F. If she is not married and does not want to marry the man?

[VAR: ABSINGLE]

<u>RESPONSE</u>	<u>PUNCH</u>	<u>YEAR</u>														
		<u>1972-82</u>	<u>1982B</u>	<u>1983-87</u>	<u>1987B</u>	<u>1988-91</u>	<u>1993-98</u>	<u>2000</u>	<u>2002</u>	<u>2004</u>	<u>2006</u>	<u>2008</u>	<u>2010</u>	<u>2012</u>	<u>2014</u>	<u>ALL</u>
Yes	1	6197	100	2419	109	1635	2990	691	376	354	777	536	524	533	713	17954
No	2	6795	232	3390	226	2104	3584	1076	519	512	1159	765	704	713	938	22717
Don't know	8	594	21	208	15	161	275	88	27	20	57	38	36	45	44	1629
No answer	9	40	1	55	3	20	27	6	2	12	10	13	17	17	19	242
Not applicable	IAP	0	0	1470	0	1987	3458	956	1841	1914	2507	671	763	666	824	17057

G. The woman wants it for any reason?

[VAR: ABANY]

<u>RESPONSE</u>	<u>PUNCH</u>	<u>YEAR</u>														
		<u>1972-82</u>	<u>1982B</u>	<u>1983-87</u>	<u>1987B</u>	<u>1988-91</u>	<u>1993-98</u>	<u>2000</u>	<u>2002</u>	<u>2004</u>	<u>2006</u>	<u>2008</u>	<u>2010</u>	<u>2012</u>	<u>2014</u>	<u>ALL</u>
Yes	1	2221	87	2164	129	1523	2900	705	387	346	784	550	537	554	746	13633
No	2	3584	237	3646	207	2230	3643	1063	513	507	1155	748	693	694	907	19827
Don't know	8	209	26	201	14	147	307	87	23	35	50	43	34	40	43	1259
No answer	9	22	4	61	3	20	26	6	1	10	14	11	17	20	18	233
Not applicable	IAP	7590	0	1470	0	1987	3458	956	1841	1914	2507	671	763	666	824	24647

REMARKS: See Appendix T, GSS Methodological Reports Nos. 19 and 42. In 1983 this question was asked immediately before MANNERS-STUDIOUS and CHLDMORE on Form 1. On Form 2 this question was immediately preceded by MANNERS-STUDIOUS and CHLDMORE. See FORM for a discussion of the split-half sample design. See Appendix P.

205. Have you heard or read of the recent Supreme Court decision concerning abortion?

[VAR: ABORCT]

<u>RESPONSE</u>	<u>PUNCH</u>	<u>YEAR</u>														
		<u>1972-82</u>	<u>1982B</u>	<u>1983-87</u>	<u>1987B</u>	<u>1988-91</u>	<u>1993-98</u>	<u>2000</u>	<u>2002</u>	<u>2004</u>	<u>2006</u>	<u>2008</u>	<u>2010</u>	<u>2012</u>	<u>2014</u>	<u>ALL</u>
Yes	1	1288	0	0	0	0	0	0	0	0	0	0	0	0	0	1288
No	2	204	0	0	0	0	0	0	0	0	0	0	0	0	0	204
Don't know	8	11	0	0	0	0	0	0	0	0	0	0	0	0	0	11
No answer	9	1	0	0	0	0	0	0	0	0	0	0	0	0	0	1
Not applicable	IAP	12122	354	7542	353	5907	10334	2817	2765	2812	4510	2023	2044	1974	2538	58095

206. As far as you've heard what are the main arguments in favor of abortions? PROBE EACH RESPONSE FOR CLARITY. PROBE FOR ADDITIONAL REASONS.

A. First reason

[VAR: ABPRO1]

<u>RESPONSE</u>	<u>PUNCH</u>	<u>YEAR</u>														
		<u>1972-82</u>	<u>1982B</u>	<u>1983-87</u>	<u>1987B</u>	<u>1988-91</u>	<u>1993-98</u>	<u>2000</u>	<u>2002</u>	<u>2004</u>	<u>2006</u>	<u>2008</u>	<u>2010</u>	<u>2012</u>	<u>2014</u>	<u>ALL</u>
(See remarks)	1-10	44	8	0	0	0	0	0	0	0	0	0	0	0	0	52
	11-20	345	59	0	0	0	0	0	0	0	0	0	0	0	0	404
	21-30	303	56	0	0	0	0	0	0	0	0	0	0	0	0	359
	31-40	206	38	0	0	0	0	0	0	0	0	0	0	0	0	244
	41-50	284	69	0	0	0	0	0	0	0	0	0	0	0	0	353
	51-60	65	15	0	0	0	0	0	0	0	0	0	0	0	0	80
None	96	259	107	0	0	0	0	0	0	0	0	0	0	0	0	366
No answer	99	0	2	0	0	0	0	0	0	0	0	0	0	0	0	2
Not applicable	IAP	12120	0	7542	353	5907	10334	2817	2765	2812	4510	2023	2044	1974	2538	57739

B. Second reason

[VAR: ABPRO2]

<u>RESPONSE</u>	<u>PUNCH</u>	<u>YEAR</u>														
		<u>1972-82</u>	<u>1982B</u>	<u>1983-87</u>	<u>1987B</u>	<u>1988-91</u>	<u>1993-98</u>	<u>2000</u>	<u>2002</u>	<u>2004</u>	<u>2006</u>	<u>2008</u>	<u>2010</u>	<u>2012</u>	<u>2014</u>	<u>ALL</u>
(See remarks)	1-10	13	3	0	0	0	0	0	0	0	0	0	0	0	0	16
	11-20	101	21	0	0	0	0	0	0	0	0	0	0	0	0	122
	21-30	239	40	0	0	0	0	0	0	0	0	0	0	0	0	279
	31-40	162	30	0	0	0	0	0	0	0	0	0	0	0	0	192
	41-50	277	53	0	0	0	0	0	0	0	0	0	0	0	0	330
	51-60	46	5	0	0	0	0	0	0	0	0	0	0	0	0	51
No answer	99	2	0	0	0	0	0	0	0	0	0	0	0	0	0	2
Not applicable (No 2nd response)	IAP	12788	200	7542	353	5907	10334	2817	2765	2812	4510	2023	2044	1974	2538	58607

C. Third reason

[VAR: ABPRO3]

RESPONSE	PUNCH	YEAR														
		1972-82	1982B	1983-87	1987B	1988-91	1993-98	2000	2002	2004	2006	2008	2010	2012	2014	ALL
(See remarks)	1-10	9	3	0	0	0	0	0	0	0	0	0	0	0	0	12
	11-20	31	3	0	0	0	0	0	0	0	0	0	0	0	0	34
	21-30	123	22	0	0	0	0	0	0	0	0	0	0	0	0	145
	31-40	98	15	0	0	0	0	0	0	0	0	0	0	0	0	113
	41-50	159	27	0	0	0	0	0	0	0	0	0	0	0	0	186
	51-60	29	4	0	0	0	0	0	0	0	0	0	0	0	0	33
No answer	99	0	2	0	0	0	0	0	0	0	0	0	0	0	0	2
Not applicable (No 3rd response)	IAP	13177	278	7542	353	5907	10334	2817	2765	2812	4510	2023	2044	1974	2538	59074

REMARKS: See Appendix M for complete codes and distributions. The above response categories are collapsed for convenience of display.

207. And, as far as you've heard, what are the main arguments against abortion? PROBE FOR CLARITY, AND PROBE FOR ADDITIONAL REASONS.

A. First reason

[VAR: ABCON1]

RESPONSE	PUNCH	YEAR														
		1972-82	1982B	1983-87	1987B	1988-91	1993-98	2000	2002	2004	2006	2008	2010	2012	2014	ALL
(See remarks)	1-10	1005	183	0	0	0	0	0	0	0	0	0	0	0	0	1188
	11-20	159	34	0	0	0	0	0	0	0	0	0	0	0	0	193
	21-30	41	9	0	0	0	0	0	0	0	0	0	0	0	0	50
	31-40	13	6	0	0	0	0	0	0	0	0	0	0	0	0	19
	41-50	60	31	0	0	0	0	0	0	0	0	0	0	0	0	91
	51-60	47	18	0	0	0	0	0	0	0	0	0	0	0	0	65
None	96	180	71	0	0	0	0	0	0	0	0	0	0	0	0	251
No answer	99	1	2	0	0	0	0	0	0	0	0	0	0	0	0	3
Not applicable	IAP	12120	0	7542	353	5907	10334	2817	2765	2812	4510	2023	2044	1974	2538	57739

B. Second reason

[VAR: ABCON2]

<u>RESPONSE</u>	<u>PUNCH</u>	<u>YEAR</u>														
		<u>1972-82</u>	<u>1982B</u>	<u>1983-87</u>	<u>1987B</u>	<u>1988-91</u>	<u>1993-98</u>	<u>2000</u>	<u>2002</u>	<u>2004</u>	<u>2006</u>	<u>2008</u>	<u>2010</u>	<u>2012</u>	<u>2014</u>	<u>ALL</u>
(See remarks)	1-10	461	82	0	0	0	0	0	0	0	0	0	0	0	0	543
	11-20	96	32	0	0	0	0	0	0	0	0	0	0	0	0	128
	21-30	60	13	0	0	0	0	0	0	0	0	0	0	0	0	73
	31-40	10	2	0	0	0	0	0	0	0	0	0	0	0	0	12
	41-50	77	32	0	0	0	0	0	0	0	0	0	0	0	0	109
	51-60	24	10	0	0	0	0	0	0	0	0	0	0	0	0	34
No answer	99	1	2	0	0	0	0	0	0	0	0	0	0	0	0	3
Not applicable (No 2nd response)	IAP	12897	181	7542	353	5907	10334	2817	2765	2812	4510	2023	2044	1974	2538	58697

C. Third reason

[VAR: ABCON3]

<u>RESPONSE</u>	<u>PUNCH</u>	<u>YEAR</u>														
		<u>1972-82</u>	<u>1982B</u>	<u>1983-87</u>	<u>1987B</u>	<u>1988-91</u>	<u>1993-98</u>	<u>2000</u>	<u>2002</u>	<u>2004</u>	<u>2006</u>	<u>2008</u>	<u>2010</u>	<u>2012</u>	<u>2014</u>	<u>ALL</u>
(See remarks)	1-10	105	28	0	0	0	0	0	0	0	0	0	0	0	0	133
	11-20	41	15	0	0	0	0	0	0	0	0	0	0	0	0	56
	21-30	24	5	0	0	0	0	0	0	0	0	0	0	0	0	29
	31-40	10	1	0	0	0	0	0	0	0	0	0	0	0	0	11
	41-50	24	8	0	0	0	0	0	0	0	0	0	0	0	0	32
	51-60	16	1	0	0	0	0	0	0	0	0	0	0	0	0	17
No answer	99	1	2	0	0	0	0	0	0	0	0	0	0	0	0	3
Not applicable (No 3rd response)	IAP	13405	294	7542	353	5907	10334	2817	2765	2812	4510	2023	2044	1974	2538	59318

REMARKS: See Appendix M for complete codes and distributions. The above response categories have been collapsed for convenience of display.

208. A. How important is the abortion issue to you--would you say it is one of the most important, important, not very important, or not important at all?

[VAR: ABIMP]

<u>RESPONSE</u>	<u>PUNCH</u>	<u>YEAR</u>														
		<u>1972-82</u>	<u>1982B</u>	<u>1983-87</u>	<u>1987B</u>	<u>1988-91</u>	<u>1993-98</u>	<u>2000</u>	<u>2002</u>	<u>2004</u>	<u>2006</u>	<u>2008</u>	<u>2010</u>	<u>2012</u>	<u>2014</u>	<u>ALL</u>
One of the most important	1	189	29	160	0	0	0	0	0	0	0	0	0	0	0	378
Important	2	626	139	459	0	0	0	0	0	0	0	0	0	0	0	1224
Not very important	3	463	94	264	0	0	0	0	0	0	0	0	0	0	0	821
Not important at all	4	204	81	97	0	0	0	0	0	0	0	0	0	0	0	382
Don't know	8	16	9	7	0	0	0	0	0	0	0	0	0	0	0	32
No answer	9	8	2	2	0	0	0	0	0	0	0	0	0	0	0	12
Not applicable	IAP	12120	0	6553	353	5907	10334	2817	2765	2812	4510	2023	2044	1974	2538	56750

REMARKS: ABIMP appeared on Forms 1 and 2 in 1984. See ABCARE. See Appendix T, GSS Methodological Report No. 24. See Appendix P.

- B. How much information do you have about the abortion issue? Do you have all the information you need, most of the information, some information, or very little information?

[VAR: ABINFO]

<u>RESPONSE</u>	<u>PUNCH</u>	<u>YEAR</u>														
		<u>1972-82</u>	<u>1982B</u>	<u>1983-87</u>	<u>1987B</u>	<u>1988-91</u>	<u>1993-98</u>	<u>2000</u>	<u>2002</u>	<u>2004</u>	<u>2006</u>	<u>2008</u>	<u>2010</u>	<u>2012</u>	<u>2014</u>	<u>ALL</u>
All the information	1	368	38	303	0	0	0	0	0	0	0	0	0	0	0	709
Most of the information.	2	314	52	446	0	0	0	0	0	0	0	0	0	0	0	812
Some of the information.	3	470	127	467	0	0	0	0	0	0	0	0	0	0	0	1064
Very little information.	4	338	129	246	0	0	0	0	0	0	0	0	0	0	0	713
Don't know	8	10	5	6	0	0	0	0	0	0	0	0	0	0	0	21
No answer	9	6	3	5	0	0	0	0	0	0	0	0	0	0	0	14
Not applicable	IAP	12120	0	6069	353	5907	10334	2817	2765	2812	4510	2023	2044	1974	2538	56266

REMARKS: See Appendix T, GSS Methodological Report No. 24.

C. How firm are you about your opinion on abortion--would you say you are very likely to change your opinion, somewhat likely to change, somewhat unlikely to change or very unlikely to change?

[VAR: ABFIRM]

RESPONSE	PUNCH	YEAR														
		1972-82	1982B	1983-87	1987B	1988-91	1993-98	2000	2002	2004	2006	2008	2010	2012	2014	ALL
Very likely to change	1	34	14	44	0	0	0	0	0	0	0	0	0	0	0	92
Somewhat likely	2	173	42	195	0	0	0	0	0	0	0	0	0	0	0	410
Somewhat unlikely	3	322	91	335	0	0	0	0	0	0	0	0	0	0	0	748
Very unlikely	4	924	184	869	0	0	0	0	0	0	0	0	0	0	0	1977
Don't know	8	43	20	23	0	0	0	0	0	0	0	0	0	0	0	86
No answer	9	10	3	7	0	0	0	0	0	0	0	0	0	0	0	20
Not applicable	IAP	12120	0	6069	353	5907	10334	2817	2765	2812	4510	2023	2044	1974	2538	56266

REMARKS: See Appendix T, GSS Methodological Report No. 24.

209. How concerned are you personally about the abortion issue? Are you very concerned, somewhat concerned, not very concerned, or not concerned at all?

[VAR: ABCARE]

RESPONSE	PUNCH	YEAR														
		1972-82	1982B	1983-87	1987B	1988-91	1993-98	2000	2002	2004	2006	2008	2010	2012	2014	ALL
Very concerned	1	0	0	155	0	0	0	0	0	0	0	0	0	0	0	155
Somewhat concerned	2	0	0	209	0	0	0	0	0	0	0	0	0	0	0	209
Not very concerned	3	0	0	77	0	0	0	0	0	0	0	0	0	0	0	77
Not concerned at all	4	0	0	35	0	0	0	0	0	0	0	0	0	0	0	35
Don't know	8	0	0	5	0	0	0	0	0	0	0	0	0	0	0	5
No answer	9	0	0	3	0	0	0	0	0	0	0	0	0	0	0	3
Not applicable	IAP	13626	354	7058	353	5907	10334	2817	2765	2812	4510	2023	2044	1974	2538	59115

REMARKS: ABCARE appeared on Form 3 in 1984. See Appendix P. See ABIMP.

210. What do you think is the ideal number of children for a family to have?

[VAR: CHLDIDEL]

RESPONSE	PUNCH	YEAR														
		1972-82	1982B	1983-87	1987B	1988-91	1993-98	2000	2002	2004	2006	2008	2010	2012	2014	ALL
None	0	139	1	48	0	49	86	24	13	9	22	15	6	10	18	440
One	1	218	16	89	0	88	190	64	29	15	42	32	42	31	26	882
Two	2	5050	126	2397	0	2071	3718	946	447	449	963	630	672	601	795	18865
Three	3	2364	52	1060	0	903	1429	439	223	217	506	326	346	337	410	8612
Four	4	1536	66	545	0	393	604	153	81	90	161	102	123	117	132	4103
Five	5	218	15	75	0	67	75	14	16	7	23	17	24	17	25	593
Six	6	121	11	39	0	31	29	7	5	8	14	6	7	7	8	293
Seven or more	7	66	11	18	0	12	22	2	1	4	6	3	6	6	3	160
As many as you want	8	639	37	225	0	206	458	134	79	84	214	151	155	133	258	2773
No answer, Don't know	9	303	19	107	0	126	277	94	14	23	41	47	49	43	0	1143
Not applicable	IAP	2972	0	2939	353	1961	3446	940	1857	1906	2518	694	614	672	863	21735

211. Do you expect to have any (more) children?

[VAR: CHLDMORE]

RESPONSE	PUNCH	YEAR														
		1972-82	1982B	1983-87	1987B	1988-91	1993-98	2000	2002	2004	2006	2008	2010	2012	2014	ALL
Yes (ASK A AND B)	1	2151	75	1050	0	894	334	0	0	0	0	0	0	0	0	4504
No	2	6614	256	3379	0	2883	1170	0	0	0	0	0	0	0	0	14302
Uncertain	3	448	13	165	0	160	71	0	0	0	0	0	0	0	0	857
Not asked, inappropriate	4	1297	0	0	0	0	0	0	0	0	0	0	0	0	0	1297
No answer	9	144	10	9	0	9	12	0	0	0	0	0	0	0	0	184
Not applicable	IAP	2972	0	2939	353	1961	8747	2817	2765	2812	4510	2023	2044	1974	2538	38455

REMARKS: "Not asked, inappropriate," response for CHLDMORE left up to judgment of interviewer. See Appendix B, Interviewer Specifications, and see Appendix N for across survey changes. If planning to perform trend analysis with CHLDMORE, please consult GSS Methodological Report No. 56.

A. How many (more)?

[VAR: CHLDNUM]

RESPONSE	PUNCH	YEAR														
		1972-82	1982B	1983-87	1987B	1988-91	1993-98	2000	2002	2004	2006	2008	2010	2012	2014	ALL
One	1	697	31	326	0	258	116	0	0	0	0	0	0	0	0	1428
Two	2	951	32	454	0	384	126	0	0	0	0	0	0	0	0	1947
Three	3	277	4	161	0	129	57	0	0	0	0	0	0	0	0	628
Four	4	97	2	55	0	49	14	0	0	0	0	0	0	0	0	217
Five	5	26	2	7	0	11	3	0	0	0	0	0	0	0	0	49
Six	6	15	0	8	0	7	0	0	0	0	0	0	0	0	0	30
Seven	7	2	0	1	0	1	1	0	0	0	0	0	0	0	0	5
Eight or more	8	10	2	2	0	2	0	0	0	0	0	0	0	0	0	16
No answer, Don't know	9	220	12	45	0	62	29	0	0	0	0	0	0	0	0	368
Not applicable (Punches 2, 3, and 4 in CHLDMORE)	IAP	11331	269	6483	353	5004	9988	2817	2765	2812	4510	2023	2044	1974	2538	54911

B. How many (more) in the next five years?

[VAR: CHLDsoon]

RESPONSE	PUNCH	YEAR														
		1972-82	1982B	1983-87	1987B	1988-91	1993-98	2000	2002	2004	2006	2008	2010	2012	2014	ALL
None	0	392	14	53	0	0	0	0	0	0	0	0	0	0	0	459
One	1	927	34	195	0	0	0	0	0	0	0	0	0	0	0	1156
Two	2	526	21	104	0	0	0	0	0	0	0	0	0	0	0	651
Three	3	45	2	14	0	0	0	0	0	0	0	0	0	0	0	61
Four	4	9	0	2	0	0	0	0	0	0	0	0	0	0	0	11
Five	5	6	0	0	0	0	0	0	0	0	0	0	0	0	0	6
Don't know	8	96	1	5	0	0	0	0	0	0	0	0	0	0	0	102
No answer	9	294	13	9	0	0	0	0	0	0	0	0	0	0	0	316
Not applicable (Punches 2, 3, and 4 in CHLDMORE).	IAP	11331	269	7160	353	5907	10334	2817	2765	2812	4510	2023	2044	1974	2538	56837

212. A. In some places in the United States, it is not legal to supply birth control information. How do you feel about this--do you think birth control information should be available to anyone who wants it, or not?

[VAR: PILL]

RESPONSE	PUNCH	YEAR														
		1972-82	1982B	1983-87	1987B	1988-91	1993-98	2000	2002	2004	2006	2008	2010	2012	2014	ALL
Should be available	1	5436	302	1441	0	0	0	0	0	0	0	0	0	0	0	7179
Should not be available	2	466	35	127	0	0	0	0	0	0	0	0	0	0	0	628
Don't know	8	101	14	29	0	0	0	0	0	0	0	0	0	0	0	144
No answer	9	7	3	2	0	0	0	0	0	0	0	0	0	0	0	12
Not applicable	IAP	7616	0	5943	353	5907	10334	2817	2765	2812	4510	2023	2044	1974	2538	51636

- B. Do you think birth control information should be available to teenagers who want it, or not?

[VAR: TEENPILL]

RESPONSE	PUNCH	YEAR														
		1972-82	1982B	1983-87	1987B	1988-91	1993-98	2000	2002	2004	2006	2008	2010	2012	2014	ALL
Should be available	1	4852	289	1354	0	0	0	0	0	0	0	0	0	0	0	6495
Should not be available.	2	983	50	199	0	0	0	0	0	0	0	0	0	0	0	1232
Depends on age/grade (Vol.)	3	3	0	0	0	0	0	0	0	0	0	0	0	0	0	3
Don't Know	8	141	14	39	0	0	0	0	0	0	0	0	0	0	0	194
No answer	9	31	1	7	0	0	0	0	0	0	0	0	0	0	0	39
Not applicable	IAP	7616	0	5943	353	5907	10334	2817	2765	2812	4510	2023	2044	1974	2538	51636

- C. Do you strongly agree, agree, disagree, or strongly disagree that methods of birth control should be available to teenagers between the ages of 14 and 16 if their parents do not approve?

[VAR: PILLOK]

RESPONSE	PUNCH	YEAR														
		1972-82	1982B	1983-87	1987B	1988-91	1993-98	2000	2002	2004	2006	2008	2010	2012	2014	ALL
Strongly agree	1	0	0	327	0	1064	1850	525	274	220	502	153	356	300	415	5986
Agree	2	0	0	501	0	1182	2047	560	238	273	568	203	466	421	536	6995
Disagree	3	0	0	361	0	875	1433	362	175	211	477	134	352	311	401	5092
Strongly disagree	4	0	0	238	0	684	1324	379	201	181	409	144	230	237	283	4310
Don't know	8	0	0	38	0	136	210	45	19	21	33	10	24	27	35	598
No answer	9	0	0	5	0	5	24	6	1	0	3	4	2	6	5	61
Not applicable	IAP	13626	354	6072	353	1961	3446	940	1857	1906	2518	1375	614	672	863	36557

REMARKS: If planning to perform trend analysis with TEENPILL, please consult GSS Methodological Report No. 56.

213. Would you be for or against sex education in the public schools?

[VAR: SEXEDUC]

RESPONSE	PUNCH	YEAR														
		1972-82	1982B	1983-87	1987B	1988-91	1993-98	2000	2002	2004	2006	2008	2010	2012	2014	ALL
For	1	4708	295	3785	0	3359	5812	1592	787	806	1753	1184	1263	1157	1510	28011
Against	2	1096	48	681	0	458	873	232	103	87	209	119	147	117	148	4318
Depends on age/grade (Vol.)	3	9	0	0	0	0	0	0	0	0	0	0	0	0	0	9
Don't know	8	184	10	123	0	116	174	44	18	11	29	24	15	22	14	784
No answer	9	13	1	14	0	13	29	9	0	2	1	2	5	6	3	98
Not applicable	IAP	7616	0	2939	353	1961	3446	940	1857	1906	2518	694	614	672	863	26379

REMARKS: If planning to perform trend analysis with this variable, please consult Methodological Report No. 56.

214. A. Should divorce in this country be easier or more difficult to obtain than it is now?

[VAR: DIVLAW]

RESPONSE	PUNCH	YEAR														
		1972-82	1982B	1983-87	1987B	1988-91	1993-98	2000	2002	2004	2006	2008	2010	2012	2014	ALL
Easier	1	2495	154	1125	0	988	1747	442	238	226	494	364	450	432	574	9729
More difficult	2	4191	110	2406	0	1933	3354	912	447	459	879	609	579	503	663	17045
Stay as is (Vol.)	3	1868	62	866	0	805	1347	410	196	172	536	299	313	273	339	7486
Don't know	8	451	26	197	0	209	419	105	23	47	83	52	83	88	94	1877
No answer	9	36	2	9	0	11	21	8	4	2	0	5	5	6	5	114
Not applicable	IAP	4585	0	2939	353	1961	3446	940	1857	1906	2518	694	614	672	863	23348

B. Should divorce in this country be easier to obtain, more difficult to obtain, or stay as it is now?

[VAR: DIVLAWY]

RESPONSE	PUNCH	YEAR														
		1972-82	1982B	1983-87	1987B	1988-91	1993-98	2000	2002	2004	2006	2008	2010	2012	2014	ALL
Easier	1	175	0	0	0	0	0	0	0	0	0	0	0	0	0	175
More difficult	2	252	0	0	0	0	0	0	0	0	0	0	0	0	0	252
Stay as is	3	310	0	0	0	0	0	0	0	0	0	0	0	0	0	310
Don't know	8	33	0	0	0	0	0	0	0	0	0	0	0	0	0	33
No answer	9	1	0	0	0	0	0	0	0	0	0	0	0	0	0	1
Not applicable	IAP	12855	354	7542	353	5907	10334	2817	2765	2812	4510	2023	2044	1974	2538	58828

REMARKS: DIVLAW was asked both on Form 1 and Form 2 at different points in the interview in 1978. See App. B for locations in the questionnaire. See Appendix P.

IF DIVORCED, SEPARATED IN MARITAL, OR DIVORCE WAS ANSWERED YES, ASK SPDUE.

215. Are you currently or have you ever been entitled to alimony or child support payments from a former (husband/wife)?

[VAR: SPDUE]

<u>RESPONSE</u>	<u>PUNCH</u>	<u>YEAR</u>														
		<u>1972-82</u>	<u>1982B</u>	<u>1983-87</u>	<u>1987B</u>	<u>1988-91</u>	<u>1993-98</u>	<u>2000</u>	<u>2002</u>	<u>2004</u>	<u>2006</u>	<u>2008</u>	<u>2010</u>	<u>2012</u>	<u>2014</u>	<u>ALL</u>
Yes (ASK A)	1	0	0	124	0	0	0	0	0	0	0	0	0	0	0	124
No	2	0	0	244	0	0	0	0	0	0	0	0	0	0	0	244
No answer	9	0	0	30	0	0	0	0	0	0	0	0	0	0	0	30
Not (Never divorced)	IAP	13626	354	7144	353	5907	10334	2817	2765	2812	4510	2023	2044	1974	2538	59201

A. During the time you were entitled to alimony or child support, did you receive these payments on a regular basis, occasionally, or not at all?

[VAR: SPPAID]

<u>RESPONSE</u>	<u>PUNCH</u>	<u>YEAR</u>														
		<u>1972-82</u>	<u>1982B</u>	<u>1983-87</u>	<u>1987B</u>	<u>1988-91</u>	<u>1993-98</u>	<u>2000</u>	<u>2002</u>	<u>2004</u>	<u>2006</u>	<u>2008</u>	<u>2010</u>	<u>2012</u>	<u>2014</u>	<u>ALL</u>
On a regular basis	1	0	0	57	0	0	0	0	0	0	0	0	0	0	0	57
Occasionally	2	0	0	29	0	0	0	0	0	0	0	0	0	0	0	29
Not at all	3	0	0	36	0	0	0	0	0	0	0	0	0	0	0	36
No answer	9	0	0	32	0	0	0	0	0	0	0	0	0	0	0	32
Not applicable (Never divorced)	IAP	13626	354	7388	353	5907	10334	2817	2765	2812	4510	2023	2044	1974	2538	59445

REMARKS: This question was asked as part of the 1986 Topical Module on welfare; see also MININC, and the Welfare Vignettes.

216. There's been a lot of discussion about the way morals and attitudes about sex are changing in this country. If a man and woman have sex relations before marriage, do you think it is always wrong, almost always wrong, wrong only sometimes, or not wrong at all?

[VAR: PREMARSX]

<u>RESPONSE</u>	<u>PUNCH</u>	<u>YEAR</u>														
		<u>1972-82</u>	<u>1982B</u>	<u>1983-87</u>	<u>1987B</u>	<u>1988-91</u>	<u>1993-98</u>	<u>2000</u>	<u>2002</u>	<u>2004</u>	<u>2006</u>	<u>2008</u>	<u>2010</u>	<u>2012</u>	<u>2014</u>	<u>ALL</u>
Always wrong	1	2788	104	1245	0	1026	1707	502	242	238	509	305	305	273	324	9568
Almost always wrong	2	988	19	405	0	387	647	157	73	79	167	90	116	72	111	3311
Wrong only sometimes	3	2005	50	1000	0	826	1414	384	176	157	379	206	241	206	257	7301
Not wrong at all	4	3042	166	1818	0	1573	2889	749	394	409	882	692	742	704	956	15016
Don't know	8	290	9	118	0	118	210	75	18	18	44	30	21	33	18	1002
No answer	9	42	6	17	0	16	21	10	5	5	11	6	5	14	9	167
Not applicable	IAP	4471	0	2939	353	1961	3446	940	1857	1906	2518	694	614	672	863	23234

REMARKS: See Appendix N for across survey changes. See GSS Social Change Report No. 35.

- A. What if they are in their early teens, say 14 to 16 years old? In that case, do you think sex relations before marriage are always wrong, almost always wrong, wrong only sometimes, or not wrong at all?

[VAR: TEENSEX]

<u>RESPONSE</u>	<u>PUNCH</u>	<u>YEAR</u>														
		<u>1972-82</u>	<u>1982B</u>	<u>1983-87</u>	<u>1987B</u>	<u>1988-91</u>	<u>1993-98</u>	<u>2000</u>	<u>2002</u>	<u>2004</u>	<u>2006</u>	<u>2008</u>	<u>2010</u>	<u>2012</u>	<u>2014</u>	<u>ALL</u>
Always wrong	1	0	0	965	0	2670	4753	1337	644	625	1422	925	952	872	1108	16273
Almost always wrong	2	0	0	274	0	653	1142	280	131	137	302	213	221	187	251	3791
Wrong only sometimes	3	0	0	159	0	385	626	164	78	90	167	121	165	151	205	2311
Not wrong at all	4	0	0	47	0	148	263	64	37	43	76	59	81	73	102	993
Don't know	8	0	0	21	0	73	86	27	16	11	21	7	7	14	7	290
No answer	9	0	0	4	0	17	18	5	2	0	4	4	4	5	2	65
Not applicable	IAP	13626	354	6072	353	1961	3446	940	1857	1906	2518	694	614	672	863	35876

217. What is your opinion about a married person having sexual relations with someone other than the marriage partner--is it always wrong, almost always wrong, wrong only sometimes, or not wrong at all?

[VAR: XMARSEX]

<u>RESPONSE</u>	<u>PUNCH</u>	<u>YEAR</u>														
		<u>1972-82</u>	<u>1982B</u>	<u>1983-87</u>	<u>1987B</u>	<u>1988-91</u>	<u>1993-98</u>	<u>2000</u>	<u>2002</u>	<u>2004</u>	<u>2006</u>	<u>2008</u>	<u>2010</u>	<u>2012</u>	<u>2014</u>	<u>ALL</u>
Always wrong	1	6338	248	3222	241	3008	5298	1448	725	717	1582	1,088	988	1026	1329	27258
Almost always wrong	2	1257	39	702	32	503	916	198	124	107	236	144	168	155	224	4805
Wrong only sometimes	3	961	40	373	51	254	395	130	39	44	121	76	81	87	114	2766
Not wrong at all	4	302	16	108	16	81	151	47	19	19	36	20	26	16	30	887
Don't know	8	107	7	48	12	61	99	32	17	9	20	16	12	17	10	467
No answer	9	26	4	20	1	13	17	6	0	2	8	8	6	7	7	125
Not applicable	IAP	4635	0	3069	0	1987	3458	956	1841	1914	2507	671	763	666	824	23291

218. What about sexual relations between two adults of the same sex--do you think it is always wrong, almost always wrong, wrong only sometimes, or not wrong at all?

[VAR: HOMOSEX]

<u>RESPONSE</u>	<u>PUNCH</u>	<u>YEAR</u>														
		<u>1972-82</u>	<u>1982B</u>	<u>1983-87</u>	<u>1987B</u>	<u>1988-91</u>	<u>1993-98</u>	<u>2000</u>	<u>2002</u>	<u>2004</u>	<u>2006</u>	<u>2008</u>	<u>2010</u>	<u>2012</u>	<u>2014</u>	<u>ALL</u>
Always wrong	1	6168	271	3238	283	2811	4019	997	486	500	1052	654	555	567	669	22270
Almost always wrong	2	498	17	189	12	164	313	76	43	41	96	43	52	37	55	1636
Wrong only sometimes	3	623	21	304	7	206	421	135	63	60	136	88	97	82	115	2358
Not wrong at all	4	1200	27	577	36	534	1680	489	292	267	624	484	519	553	812	8094
Other (SPECIFY)	5	82	0	0	0	0	0	0	0	0	0	0	0	0	0	82
Don't know	8	382	14	139	12	189	408	153	35	24	78	68	41	50	44	1637
No answer	9	38	4	26	3	16	35	11	5	6	17	15	17	19	19	231
Not applicable	IAP	4635	0	3069	0	1987	3458	956	1841	1914	2507	671	763	666	824	23291

REMARKS: Contents of punch 5 (Other, SPECIFY), available from NORC. See Appendix N for across survey changes.
If planning to perform trend analysis with this variable, please consult GSS Methodological Report No. 56.

219. Do you think being homosexual is something people choose to be, or do you think it is something they cannot change?

[VAR: HOMOCHNG]

<u>RESPONSE</u>	<u>PUNCH</u>	<u>YEAR</u>														
		<u>1972-82</u>	<u>1982B</u>	<u>1983-87</u>	<u>1987B</u>	<u>1988-91</u>	<u>1993-98</u>	<u>2000</u>	<u>2002</u>	<u>2004</u>	<u>2006</u>	<u>2008</u>	<u>2010</u>	<u>2012</u>	<u>2014</u>	<u>ALL</u>
Something people choose to be	1	0	0	0	0	0	393	0	0	0	0	0	0	0	0	393
Something they cannot change	2	0	0	0	0	0	424	0	0	0	0	0	0	0	0	424
Don't know	8	0	0	0	0	0	129	0	0	0	0	0	0	0	0	129
No answer	9	0	0	0	0	0	12	0	0	0	0	0	0	0	0	12
Not applicable	IAP	13626	354	7542	353	5907	9376	2817	2765	2812	4510	2023	2044	1974	2538	58641

220. The next questions are about pornography--books, movies, magazines, and photographs that show or describe sex activities.

I'm going to read some opinions about the effects of looking at or reading such sexual materials. As I read each one, please tell me if you think sexual materials do or do not have that effect. READ EACH ITEM. CODE ONE FOR EACH

A. Sexual materials provide information about sex

[VAR: PORNINF]

<u>RESPONSE</u>	<u>PUNCH</u>	<u>YEAR</u>														
		<u>1972-82</u>	<u>1982B</u>	<u>1983-87</u>	<u>1987B</u>	<u>1988-91</u>	<u>1993-98</u>	<u>2000</u>	<u>2002</u>	<u>2004</u>	<u>2006</u>	<u>2008</u>	<u>2010</u>	<u>2012</u>	<u>2014</u>	<u>ALL</u>
Yes	1	4490	0	3530	225	2231	1178	0	0	0	0	0	0	0	0	11654
No	2	2468	0	2132	97	1467	786	0	0	0	0	0	0	0	0	6950
Don't know	8	514	0	317	29	237	106	0	0	0	0	0	0	0	0	1203
No answer	9	21	0	29	2	13	14	0	0	0	0	0	0	0	0	79
Not applicable	IAP	6133	354	1534	0	1959	8250	2817	2765	2812	4510	2023	2044	1974	2538	39713

B. Sexual materials lead to breakdown of morals

[VAR: PORNMORL]

<u>RESPONSE</u>	<u>PUNCH</u>	<u>YEAR</u>														
		<u>1972-82</u>	<u>1982B</u>	<u>1983-87</u>	<u>1987B</u>	<u>1988-91</u>	<u>1993-98</u>	<u>2000</u>	<u>2002</u>	<u>2004</u>	<u>2006</u>	<u>2008</u>	<u>2010</u>	<u>2012</u>	<u>2014</u>	<u>ALL</u>
Yes	1	4129	0	3649	170	2412	1253	0	0	0	0	0	0	0	0	11613
No	2	2828	0	2003	142	1275	688	0	0	0	0	0	0	0	0	6936
Don't know	8	510	0	321	39	246	129	0	0	0	0	0	0	0	0	1245
No answer	9	26	0	35	2	15	14	0	0	0	0	0	0	0	0	92
Not applicable	IAP	6133	354	1534	0	1959	8250	2817	2765	2812	4510	2023	2044	1974	2538	39713

C. Sexual materials lead people to commit rape

[VAR: PORNRAPE]

<u>RESPONSE</u>	<u>PUNCH</u>	<u>YEAR</u>														
		<u>1972-82</u>	<u>1982B</u>	<u>1983-87</u>	<u>1987B</u>	<u>1988-91</u>	<u>1993-98</u>	<u>2000</u>	<u>2002</u>	<u>2004</u>	<u>2006</u>	<u>2008</u>	<u>2010</u>	<u>2012</u>	<u>2014</u>	<u>ALL</u>
Yes	1	3964	0	3308	171	2213	1087	0	0	0	0	0	0	0	0	10743
No	2	2861	0	2204	141	1359	777	0	0	0	0	0	0	0	0	7342
Don't know	8	636	0	458	38	359	204	0	0	0	0	0	0	0	0	1695
No answer	9	32	0	38	3	17	16	0	0	0	0	0	0	0	0	106
Not applicable	IAP	6133	354	1534	0	1959	8250	2817	2765	2812	4510	2023	2044	1974	2538	39713

D. Sexual materials provide an outlet for bottled-up impulses

[VAR: PORNOUT]

<u>RESPONSE</u>	<u>PUNCH</u>	<u>YEAR</u>														
		<u>1972-82</u>	<u>1982B</u>	<u>1983-87</u>	<u>1987B</u>	<u>1988-91</u>	<u>1993-98</u>	<u>2000</u>	<u>2002</u>	<u>2004</u>	<u>2006</u>	<u>2008</u>	<u>2010</u>	<u>2012</u>	<u>2014</u>	<u>ALL</u>
Yes	1	4249	0	3550	193	2269	1221	0	0	0	0	0	0	0	0	11482
No	2	2206	0	1734	92	1120	578	0	0	0	0	0	0	0	0	5730
Don't know	8	1009	0	686	65	541	270	0	0	0	0	0	0	0	0	2571
No answer	9	29	0	38	3	18	15	0	0	0	0	0	0	0	0	103
Not applicable	IAP	6133	354	1534	0	1959	8250	2817	2765	2812	4510	2023	2044	1974	2538	39713

REMARKS: See Appendix N for across survey changes. See Appendix T, GSS Methodological Report No. 48.

221. Which of these statements comes closest to your feelings about pornography laws?
 READ FIRST THREE CATEGORIES ONLY. CIRCLE ONLY ONE CODE.

HAND CARD AX

[VAR: PORNLAU]

RESPONSE	PUNCH	YEAR														
		<u>1972-82</u>	<u>1982B</u>	<u>1983-87</u>	<u>1987B</u>	<u>1988-91</u>	<u>1993-98</u>	<u>2000</u>	<u>2002</u>	<u>2004</u>	<u>2006</u>	<u>2008</u>	<u>2010</u>	<u>2012</u>	<u>2014</u>	<u>ALL</u>
There should be laws against the distribution of pornography whatever the age.	1	3079	0	2456	102	1611	2614	670	343	339	775	460	436	455	563	13903
There should be laws against the distribution of pornography to persons under 18	2	3657	0	3219	217	2080	3960	1136	512	493	1125	848	874	825	1042	19988
There should be no laws forbidding the distribution of pornography	3	620	0	244	19	187	238	59	47	37	67	51	55	43	71	1738
Don't know	8	126	0	70	12	61	69	21	6	4	19	6	9	12	8	423
No answer	9	11	0	19	3	9	23	10	4	3	3	0	3	3	3	94
Not applicable	IAP	6133	354	1534	0	1959	3430	921	1853	1936	2521	658	667	636	851	23453

REMARKS: CARD AX contains responses 1-3.

222. A. Have you seen an X-rated movie in the last year?

[VAR: XMOVIE]

RESPONSE	PUNCH	YEAR														
		<u>1972-82</u>	<u>1982B</u>	<u>1983-87</u>	<u>1987B</u>	<u>1988-91</u>	<u>1993-98</u>	<u>2000</u>	<u>2002</u>	<u>2004</u>	<u>2006</u>	<u>2008</u>	<u>2010</u>	<u>2012</u>	<u>2014</u>	<u>ALL</u>
Yes	1	1392	0	1424	135	944	1488	456	219	224	442	333	344	332	407	8140
No	2	6059	0	4544	217	2979	4860	1429	690	651	1541	1,022	1025	1002	1273	27292
Don't know	8	32	0	21	0	16	31	5	1	0	4	7	4	3	3	127
No answer	9	10	0	19	1	9	19	6	2	1	2	3	4	1	4	81
Not applicable	IAP	6133	354	1534	0	1959	3936	921	1853	1936	2521	658	667	636	851	23959

B. Have you seen an X-rated movie either in a movie theater or on a VCR (Video Cassette Recorder) in the last year?

[VAR: XMOVIE1]

<u>RESPONSE</u>	<u>PUNCH</u>	<u>YEAR</u>														
		<u>1972-82</u>	<u>1982B</u>	<u>1983-87</u>	<u>1987B</u>	<u>1988-91</u>	<u>1993-98</u>	<u>2000</u>	<u>2002</u>	<u>2004</u>	<u>2006</u>	<u>2008</u>	<u>2010</u>	<u>2012</u>	<u>2014</u>	<u>ALL</u>
Yes	1	0	0	0	0	0	113	0	0	0	0	0	0	0	0	113
No	2	0	0	0	0	0	390	0	0	0	0	0	0	0	0	390
Don't know	8	0	0	0	0	0	1	0	0	0	0	0	0	0	0	1
No answer	9	0	0	0	0	0	2	0	0	0	0	0	0	0	0	2
Not applicable	IAP	13626	354	7542	353	5907	9828	2817	2765	2812	4510	2023	2044	1974	2538	59093

REMARKS: In 1994, XMOVIE was asked on versions 2, 3, 8, 9 and XMOVIE1 on versions 5 and 6.

223. A. How important is the pornography issue to you--would you say it is one of the most important, important, not very important, or not important at all?

[VAR: PORNIMP]

<u>RESPONSE</u>	<u>PUNCH</u>	<u>YEAR</u>														
		<u>1972-82</u>	<u>1982B</u>	<u>1983-87</u>	<u>1987B</u>	<u>1988-91</u>	<u>1993-98</u>	<u>2000</u>	<u>2002</u>	<u>2004</u>	<u>2006</u>	<u>2008</u>	<u>2010</u>	<u>2012</u>	<u>2014</u>	<u>ALL</u>
One of the most important	1	0	0	161	0	0	0	0	0	0	0	0	0	0	0	161
Important	2	0	0	481	0	0	0	0	0	0	0	0	0	0	0	481
Not very important	3	0	0	577	0	0	0	0	0	0	0	0	0	0	0	577
Not important at all	4	0	0	223	0	0	0	0	0	0	0	0	0	0	0	223
Don't know	8	0	0	17	0	0	0	0	0	0	0	0	0	0	0	17
No answer	9	0	0	14	0	0	0	0	0	0	0	0	0	0	0	14
Not applicable	IAP	13626	354	6069	353	5907	10334	2817	2765	2812	4510	2023	2044	1974	2538	58126

B. How much information do you have about the pornography issue--do you have all of the information you need, most of the information, some of the information, or very little information?

[VAR: PORNINFO]

<u>RESPONSE</u>	<u>PUNCH</u>	<u>YEAR</u>														
		<u>1972-82</u>	<u>1982B</u>	<u>1983-87</u>	<u>1987B</u>	<u>1988-91</u>	<u>1993-98</u>	<u>2000</u>	<u>2002</u>	<u>2004</u>	<u>2006</u>	<u>2008</u>	<u>2010</u>	<u>2012</u>	<u>2014</u>	<u>ALL</u>
All of the information	1	0	0	209	0	0	0	0	0	0	0	0	0	0	0	209
Most of the information	2	0	0	303	0	0	0	0	0	0	0	0	0	0	0	303
Some of the information	3	0	0	542	0	0	0	0	0	0	0	0	0	0	0	542
Very little information	4	0	0	381	0	0	0	0	0	0	0	0	0	0	0	381
Don't know	8	0	0	18	0	0	0	0	0	0	0	0	0	0	0	18
No answer	9	0	0	20	0	0	0	0	0	0	0	0	0	0	0	20
Not applicable	IAP	13626	354	6069	353	5907	10334	2817	2765	2812	4510	2023	2044	1974	2538	58126

- C. How firm are you about (your opinion on/the way you feel about) pornography--would you way you are very likely to change (your opinion), somewhat likely to change, somewhat unlikely to change or very unlikely to change your opinion?

[VAR: PORNFIRM]

<u>RESPONSE</u>	<u>PUNCH</u>	<u>YEAR</u>														
		<u>1972-82</u>	<u>1982B</u>	<u>1983-87</u>	<u>1987B</u>	<u>1988-91</u>	<u>1993-98</u>	<u>2000</u>	<u>2002</u>	<u>2004</u>	<u>2006</u>	<u>2008</u>	<u>2010</u>	<u>2012</u>	<u>2014</u>	<u>ALL</u>
Very likely to change	1	0	0	37	0	0	0	0	0	0	0	0	0	0	0	37
Somewhat likely to change	2	0	0	205	0	0	0	0	0	0	0	0	0	0	0	205
Somewhat unlikely to change	3	0	0	417	0	0	0	0	0	0	0	0	0	0	0	417
Very unlikely to change	4	0	0	765	0	0	0	0	0	0	0	0	0	0	0	765
Don't know	8	0	0	26	0	0	0	0	0	0	0	0	0	0	0	26
No answer	9	0	0	23	0	0	0	0	0	0	0	0	0	0	0	23
Not applicable	IAP	13626	354	6069	353	5907	10334	2817	2765	2812	4510	2023	2044	1974	2538	58126

224. Do you strongly agree, agree, disagree, or strongly disagree that it is sometimes necessary to discipline a child with a good, hard spanking?

[VAR: SPANKING]

<u>RESPONSE</u>	<u>PUNCH</u>	<u>YEAR</u>														
		<u>1972-82</u>	<u>1982B</u>	<u>1983-87</u>	<u>1987B</u>	<u>1988-91</u>	<u>1993-98</u>	<u>2000</u>	<u>2002</u>	<u>2004</u>	<u>2006</u>	<u>2008</u>	<u>2010</u>	<u>2012</u>	<u>2014</u>	<u>ALL</u>
Strongly agree	1	0	0	404	0	1141	1763	588	272	222	532	342	336	302	378	6280
Agree	2	0	0	816	0	1882	3217	780	387	433	893	608	647	598	777	11038
Disagree	3	0	0	195	0	662	1260	328	176	182	402	280	324	277	365	4451
Strongly disagree	4	0	0	45	0	211	529	144	64	60	143	78	110	100	139	1623
Don't Know	8	0	0	9	0	40	102	33	6	8	20	18	10	21	12	279
No answer	9	0	0	1	0	10	17	4	3	1	2	3	3	4	4	52
Not applicable	IAP	13626	354	6072	353	1961	3446	940	1857	1906	2518	694	614	672	863	35876

225. When a person has a disease that cannot be cured, do you think doctors should be allowed by law to end the patient's life by some painless means if the patient and his family request it?

[VAR: LETDIE1]

<u>RESPONSE</u>	<u>PUNCH</u>	<u>YEAR</u>														
		<u>1972-82</u>	<u>1982B</u>	<u>1983-87</u>	<u>1987B</u>	<u>1988-91</u>	<u>1993-98</u>	<u>2000</u>	<u>2002</u>	<u>2004</u>	<u>2006</u>	<u>2008</u>	<u>2010</u>	<u>2012</u>	<u>2014</u>	<u>ALL</u>
Yes	1	2704	113	2946	0	2659	4618	1205	559	596	1309	416	943	848	1121	20037
No (ASK LETDIE2)	2	1650	220	1480	0	1085	1907	565	288	275	616	202	446	402	496	9632
Don't know (ASK LETDIE2)	8	199	18	166	0	188	337	100	19	30	59	29	30	44	47	1266
No answer	9	15	3	11	0	14	26	7	2	5	8	1	11	8	11	122
Not applicable	IAP	9058	0	2939	353	1961	3446	940	1857	1906	2518	1375	614	672	863	28502

- A. Would you approve of ending a patient's life if a board of doctors appointed by the court agreed that the patient could not be cured?

[VAR: LETDIE2]

<u>RESPONSE</u>	<u>PUNCH</u>	<u>YEAR</u>														
		<u>1972-82</u>	<u>1982B</u>	<u>1983-87</u>	<u>1987B</u>	<u>1988-91</u>	<u>1993-98</u>	<u>2000</u>	<u>2002</u>	<u>2004</u>	<u>2006</u>	<u>2008</u>	<u>2010</u>	<u>2012</u>	<u>2014</u>	<u>ALL</u>
Yes	1	166	4	36	0	0	0	0	0	0	0	0	0	0	0	206
No	2	1514	214	496	0	0	0	0	0	0	0	0	0	0	0	2224
Don't know	8	140	14	53	0	0	0	0	0	0	0	0	0	0	0	207
No answer	9	44	9	9	0	0	0	0	0	0	0	0	0	0	0	62
Not applicable (Punch 1 in LETDIE1)	IAP	11762	113	6948	353	5907	10334	2817	2765	2812	4510	2023	2044	1974	2538	56900

226. Do you think a person has the right to end his or her own life if this person . . .
READ EACH STATEMENT AND CIRCLE ONE CODE FOR EACH.

- A. Has an incurable disease?

[VAR: SUICIDE1]

<u>RESPONSE</u>	<u>PUNCH</u>	<u>YEAR</u>														
		<u>1972-82</u>	<u>1982B</u>	<u>1983-87</u>	<u>1987B</u>	<u>1988-91</u>	<u>1993-98</u>	<u>2000</u>	<u>2002</u>	<u>2004</u>	<u>2006</u>	<u>2008</u>	<u>2010</u>	<u>2012</u>	<u>2014</u>	<u>ALL</u>
Yes	1	1843	77	2193	0	2059	4151	1025	524	535	1169	772	834	742	983	16907
No	2	2545	261	2237	0	1704	2385	745	364	340	754	509	543	515	649	13551
Don't know	8	170	10	160	0	173	333	101	19	26	62	43	46	41	39	1223
No answer	9	10	6	13	0	10	19	6	1	5	7	5	7	4	4	97
Not applicable	IAP	9058	0	2939	353	1961	3446	940	1857	1906	2518	694	614	672	863	27821

- B. Has gone bankrupt?

[VAR: SUICIDE2]

<u>RESPONSE</u>	<u>PUNCH</u>	<u>YEAR</u>														
		<u>1972-82</u>	<u>1982B</u>	<u>1983-87</u>	<u>1987B</u>	<u>1988-91</u>	<u>1993-98</u>	<u>2000</u>	<u>2002</u>	<u>2004</u>	<u>2006</u>	<u>2008</u>	<u>2010</u>	<u>2012</u>	<u>2014</u>	<u>ALL</u>
Yes	1	313	15	321	0	263	636	163	76	101	178	111	156	144	200	2677
No	2	4193	325	4209	0	3588	6118	1679	820	795	1795	1,198	1250	1127	1450	28547
Don't know	8	50	7	56	0	79	114	31	11	7	14	19	21	26	25	460
No answer	9	12	7	17	0	16	20	4	1	3	5	1	3	5	0	94
Not applicable	IAP	9058	0	2939	353	1961	3446	940	1857	1906	2518	694	614	672	863	27821

C. Has dishonored his or her family?

[VAR: SUICIDE3]

<u>RESPONSE</u>	<u>PUNCH</u>	<u>YEAR</u>														
		<u>1972-82</u>	<u>1982B</u>	<u>1983-87</u>	<u>1987B</u>	<u>1988-91</u>	<u>1993-98</u>	<u>2000</u>	<u>2002</u>	<u>2004</u>	<u>2006</u>	<u>2008</u>	<u>2010</u>	<u>2012</u>	<u>2014</u>	<u>ALL</u>
Yes	1	337	15	315	0	272	642	153	79	109	172	127	153	140	197	2711
No	2	4166	327	4193	0	3573	6090	1681	819	786	1792	1,182	1250	1131	1442	28432
Don't know	8	52	5	79	0	83	134	38	10	8	24	17	24	25	32	531
No answer	9	13	7	16	0	18	22	5	0	3	4	3	3	6	4	104
Not applicable	IAP	9058	0	2939	353	1961	3446	940	1857	1906	2518	694	614	672	863	27821

D. Is tired of living and ready to die?

[VAR: SUICIDE4]

<u>RESPONSE</u>	<u>PUNCH</u>	<u>YEAR</u>														
		<u>1972-82</u>	<u>1982B</u>	<u>1983-87</u>	<u>1987B</u>	<u>1988-91</u>	<u>1993-98</u>	<u>2000</u>	<u>2002</u>	<u>2004</u>	<u>2006</u>	<u>2008</u>	<u>2010</u>	<u>2012</u>	<u>2014</u>	<u>ALL</u>
Yes	1	595	27	643	0	516	1158	307	136	157	318	223	259	240	330	4909
No	2	3864	311	3847	0	3299	5478	1494	759	729	1631	1,071	1130	1016	1306	25935
Don't know	8	96	9	96	0	112	226	69	13	16	37	29	35	37	33	808
No answer	9	13	7	17	0	19	26	7	0	4	6	6	6	9	6	126
Not applicable	IAP	9058	0	2939	353	1961	3446	940	1857	1906	2518	694	614	672	863	27821

227. Have you ever taken part in:

A. Picketing for a labor strike?

[VAR: STRIKE]

<u>RESPONSE</u>	<u>PUNCH</u>	<u>YEAR</u>														
		<u>1972-82</u>	<u>1982B</u>	<u>1983-87</u>	<u>1987B</u>	<u>1988-91</u>	<u>1993-98</u>	<u>2000</u>	<u>2002</u>	<u>2004</u>	<u>2006</u>	<u>2008</u>	<u>2010</u>	<u>2012</u>	<u>2014</u>	<u>ALL</u>
Yes	1	143	0	0	0	0	0	0	0	0	0	0	0	0	0	143
No	2	1361	0	0	0	0	0	0	0	0	0	0	0	0	0	1361
Not applicable	IAP	12122	354	7542	353	5907	10334	2817	2765	2812	4510	2023	2044	1974	2538	58095

B. A civil rights demonstration?

[VAR: CIVRIGHT]

<u>RESPONSE</u>	<u>PUNCH</u>	<u>YEAR</u>														
		<u>1972-82</u>	<u>1982B</u>	<u>1983-87</u>	<u>1987B</u>	<u>1988-91</u>	<u>1993-98</u>	<u>2000</u>	<u>2002</u>	<u>2004</u>	<u>2006</u>	<u>2008</u>	<u>2010</u>	<u>2012</u>	<u>2014</u>	<u>ALL</u>
Yes	1	65	0	0	0	0	0	0	0	0	0	0	0	0	0	65
No	2	1437	0	0	0	0	0	0	0	0	0	0	0	0	0	1437
Don't know	8	2	0	0	0	0	0	0	0	0	0	0	0	0	0	2
Not applicable	IAP	12122	354	7542	353	5907	10334	2817	2765	2812	4510	2023	2044	1974	2538	58095

C. An anti-war demonstration?

[VAR: ANTIWAR]

<u>RESPONSE</u>	<u>PUNCH</u>	<u>YEAR</u>														
		<u>1972-82</u>	<u>1982B</u>	<u>1983-87</u>	<u>1987B</u>	<u>1988-91</u>	<u>1993-98</u>	<u>2000</u>	<u>2002</u>	<u>2004</u>	<u>2006</u>	<u>2008</u>	<u>2010</u>	<u>2012</u>	<u>2014</u>	<u>ALL</u>
Yes	1	73	0	0	0	0	0	0	0	0	0	0	0	0	0	73
No	2	1430	0	0	0	0	0	0	0	0	0	0	0	0	0	1430
Don't know	8	1	0	0	0	0	0	0	0	0	0	0	0	0	0	1
Not applicable	IAP	12122	354	7542	353	5907	10334	2817	2765	2812	4510	2023	2044	1974	2538	58095

D. A pro-war demonstration?

[VAR: PROWAR]

<u>RESPONSE</u>	<u>PUNCH</u>	<u>YEAR</u>														
		<u>1972-82</u>	<u>1982B</u>	<u>1983-87</u>	<u>1987B</u>	<u>1988-91</u>	<u>1993-98</u>	<u>2000</u>	<u>2002</u>	<u>2004</u>	<u>2006</u>	<u>2008</u>	<u>2010</u>	<u>2012</u>	<u>2014</u>	<u>ALL</u>
Yes	1	6	0	0	0	0	0	0	0	0	0	0	0	0	0	6
No	2	1498	0	0	0	0	0	0	0	0	0	0	0	0	0	1498
Not applicable	IAP	12122	354	7542	353	5907	10334	2817	2765	2812	4510	2023	2044	1974	2538	58095

E. A school related demonstration?

[VAR: SCHOOL]

<u>RESPONSE</u>	<u>PUNCH</u>	<u>YEAR</u>														
		<u>1972-82</u>	<u>1982B</u>	<u>1983-87</u>	<u>1987B</u>	<u>1988-91</u>	<u>1993-98</u>	<u>2000</u>	<u>2002</u>	<u>2004</u>	<u>2006</u>	<u>2008</u>	<u>2010</u>	<u>2012</u>	<u>2014</u>	<u>ALL</u>
Yes	1	79	0	0	0	0	0	0	0	0	0	0	0	0	0	79
No	2	1424	0	0	0	0	0	0	0	0	0	0	0	0	0	1424
Don't know	8	1	0	0	0	0	0	0	0	0	0	0	0	0	0	1
Not applicable	IAP	12122	354	7542	353	5907	10334	2817	2765	2812	4510	2023	2044	1974	2538	58095

228. Have you ever been punched or beaten by another person?

[VAR: HIT]

<u>RESPONSE</u>	<u>PUNCH</u>	<u>YEAR</u>														
		<u>1972-82</u>	<u>1982B</u>	<u>1983-87</u>	<u>1987B</u>	<u>1988-91</u>	<u>1993-98</u>	<u>2000</u>	<u>2002</u>	<u>2004</u>	<u>2006</u>	<u>2008</u>	<u>2010</u>	<u>2012</u>	<u>2014</u>	<u>ALL</u>
Yes (ASK HITAGE & HITNUM)	1	2336	0	2374	128	1406	574	0	0	0	0	0	0	0	0	6818
No	2	5152	0	3627	222	2533	992	0	0	0	0	0	0	0	0	12526
Don't know	8	3	0	2	0	3	0	0	0	0	0	0	0	0	0	8
No answer	9	2	0	5	3	6	2	0	0	0	0	0	0	0	0	18
Not applicable	IAP	6133	354	1534	0	1959	8766	2817	2765	2812	4510	2023	2044	1974	2538	40229

IF YES:

A. Did this happen to you as a child or as an adult?

[VAR: HITAGE]

<u>RESPONSE</u>	<u>PUNCH</u>	<u>YEAR</u>														
		<u>1972-82</u>	<u>1982B</u>	<u>1983-87</u>	<u>1987B</u>	<u>1988-91</u>	<u>1993-98</u>	<u>2000</u>	<u>2002</u>	<u>2004</u>	<u>2006</u>	<u>2008</u>	<u>2010</u>	<u>2012</u>	<u>2014</u>	<u>ALL</u>
Child	1	1014	0	998	52	571	214	0	0	0	0	0	0	0	0	2849
Adult	2	791	0	819	48	535	209	0	0	0	0	0	0	0	0	2402
Both	3	524	0	547	25	294	148	0	0	0	0	0	0	0	0	1538
Don't know	8	3	0	3	1	0	1	0	0	0	0	0	0	0	0	8
No answer	9	6	0	12	5	12	4	0	0	0	0	0	0	0	0	39
Not applicable (Punch 2 and 8 in HIT)	IAP	11288	354	5163	222	4495	9758	2817	2765	2812	4510	2023	2044	1974	2538	52763

B. How many times would you guess this has happened to you?

[VAR: HITNUM]

<u>RESPONSE</u>	<u>PUNCH</u>	<u>YEAR</u>														
		<u>1972-82</u>	<u>1982B</u>	<u>1983-87</u>	<u>1987B</u>	<u>1988-91</u>	<u>1993-98</u>	<u>2000</u>	<u>2002</u>	<u>2004</u>	<u>2006</u>	<u>2008</u>	<u>2010</u>	<u>2012</u>	<u>2014</u>	<u>ALL</u>
Once	1	519	0	250	0	0	0	0	0	0	0	0	0	0	0	769
Two or three times	2	718	0	497	0	0	0	0	0	0	0	0	0	0	0	1215
Four or more times	3	937	0	516	0	0	0	0	0	0	0	0	0	0	0	1453
Not sure	8	146	0	43	0	0	0	0	0	0	0	0	0	0	0	189
No answer	9	18	0	11	0	0	0	0	0	0	0	0	0	0	0	29
Not applicable 2 and 8 in HIT)	IAP	11288	354	6225	353	5907	10334	2817	2765	2812	4510	2023	2044	1974	2538	55944

229. Have you ever been threatened with a gun, or shot at?

[VAR: GUN]

<u>RESPONSE</u>	<u>PUNCH</u>	<u>YEAR</u>														
		<u>1972-82</u>	<u>1982B</u>	<u>1983-87</u>	<u>1987B</u>	<u>1988-91</u>	<u>1993-98</u>	<u>2000</u>	<u>2002</u>	<u>2004</u>	<u>2006</u>	<u>2008</u>	<u>2010</u>	<u>2012</u>	<u>2014</u>	<u>ALL</u>
Yes	1	1378	0	1208	88	796	305	0	0	0	0	0	0	0	0	3775
No	2	6102	0	4790	261	3140	1260	0	0	0	0	0	0	0	0	15553
Don't know	8	4	0	6	0	1	1	0	0	0	0	0	0	0	0	12
No answer	9	9	0	4	4	11	2	0	0	0	0	0	0	0	0	30
Not applicable	IAP	6133	354	1534	0	1959	8766	2817	2765	2812	4510	2023	2044	1974	2538	40229

IF YES:

A. Did this happen to you as a child or as an adult?

[VAR: GUNAGE]

<u>RESPONSE</u>	<u>PUNCH</u>	<u>YEAR</u>														
		<u>1972-82</u>	<u>1982B</u>	<u>1983-87</u>	<u>1987B</u>	<u>1988-91</u>	<u>1993-98</u>	<u>2000</u>	<u>2002</u>	<u>2004</u>	<u>2006</u>	<u>2008</u>	<u>2010</u>	<u>2012</u>	<u>2014</u>	<u>ALL</u>
Child	1	180	0	163	13	108	39	0	0	0	0	0	0	0	0	503
Adult	2	1133	0	989	60	649	242	0	0	0	0	0	0	0	0	3073
Both	3	55	0	46	14	33	24	0	0	0	0	0	0	0	0	172
Don't know	8	3	0	1	0	0	0	0	0	0	0	0	0	0	0	4
No answer	9	14	0	13	5	17	2	0	0	0	0	0	0	0	0	51
Not applicable (Punches 2 & 8 in GUN)	IAP	12241	354	6330	261	5100	10027	2817	2765	2812	4510	2023	2044	1974	2538	55796

B. How many times would you guess this has happened to you?

[VAR: GUNNUM]

<u>RESPONSE</u>	<u>PUNCH</u>	<u>YEAR</u>														
		<u>1972-82</u>	<u>1982B</u>	<u>1983-87</u>	<u>1987B</u>	<u>1988-91</u>	<u>1993-98</u>	<u>2000</u>	<u>2002</u>	<u>2004</u>	<u>2006</u>	<u>2008</u>	<u>2010</u>	<u>2012</u>	<u>2014</u>	<u>ALL</u>
Once	1	780	0	350	0	0	0	0	0	0	0	0	0	0	0	1130
Two or three times	2	320	0	148	0	0	0	0	0	0	0	0	0	0	0	468
Four or more times	3	215	0	104	0	0	0	0	0	0	0	0	0	0	0	319
Not sure	8	48	0	12	0	0	0	0	0	0	0	0	0	0	0	60
No answer	9	22	0	5	0	0	0	0	0	0	0	0	0	0	0	27
Not applicable (Punches 2 & 8 in GUN)	IAP	12241	354	6923	353	5907	10334	2817	2765	2812	4510	2023	2044	1974	2538	57595

230. Are there any situations that you can imagine in which you would approve of a man punching an adult male stranger?

[VAR: HITOK]

<u>RESPONSE</u>	<u>PUNCH</u>	<u>YEAR</u>														
		<u>1972-82</u>	<u>1982B</u>	<u>1983-87</u>	<u>1987B</u>	<u>1988-91</u>	<u>1993-98</u>	<u>2000</u>	<u>2002</u>	<u>2004</u>	<u>2006</u>	<u>2008</u>	<u>2010</u>	<u>2012</u>	<u>2014</u>	<u>ALL</u>
Yes (ASK HITMARCH-HITROBBR)	1	4864	0	3794	170	2348	947	0	0	0	0	0	0	0	0	12123
No (SEE REMARKS)	2	2320	0	1905	149	1311	529	0	0	0	0	0	0	0	0	6214
Don't Know (ASK A-E)	8	265	0	262	29	242	84	0	0	0	0	0	0	0	0	882
No answer	9	44	0	47	5	47	8	0	0	0	0	0	0	0	0	151
Not available	IAP	6133	354	1534	0	1959	8766	2817	2765	2812	4510	2023	2044	1974	2538	40229

IF YES OR NOT SURE: Would you approve if the stranger . . .

A. Was in a protest march showing opposition to the other man's views?

[VAR: HITMARCH]

<u>RESPONSE</u>	<u>PUNCH</u>	<u>YEAR</u>														
		<u>1972-82</u>	<u>1982B</u>	<u>1983-87</u>	<u>1987B</u>	<u>1988-91</u>	<u>1993-98</u>	<u>2000</u>	<u>2002</u>	<u>2004</u>	<u>2006</u>	<u>2008</u>	<u>2010</u>	<u>2012</u>	<u>2014</u>	<u>ALL</u>
Yes	1	247	0	202	12	108	35	0	0	0	0	0	0	0	0	604
No	2	6203	0	5672	324	3750	1502	0	0	0	0	0	0	0	0	17451
Don't know	8	117	0	111	12	68	25	0	0	0	0	0	0	0	0	333
No answer	9	30	0	23	5	22	6	0	0	0	0	0	0	0	0	86
Not applicable (Punch 2 or 9 in HITOK)	IAP	7029	354	1534	0	1959	8766	2817	2765	2812	4510	2023	2044	1974	2538	41125

B. Was drunk and bumped into the man and his wife on the street?

[VAR: HITDRUNK]

<u>RESPONSE</u>	<u>PUNCH</u>	<u>YEAR</u>														
		<u>1972-82</u>	<u>1982B</u>	<u>1983-87</u>	<u>1987B</u>	<u>1988-91</u>	<u>1993-98</u>	<u>2000</u>	<u>2002</u>	<u>2004</u>	<u>2006</u>	<u>2008</u>	<u>2010</u>	<u>2012</u>	<u>2014</u>	<u>ALL</u>
Yes	1	582	0	495	16	335	115	0	0	0	0	0	0	0	0	1543
No	2	5813	0	5337	324	3486	1404	0	0	0	0	0	0	0	0	16364
Don't know	8	174	0	141	9	106	43	0	0	0	0	0	0	0	0	473
No answer	9	28	0	35	4	21	6	0	0	0	0	0	0	0	0	94
Not applicable (Punch 2 or 9 in HITOK)	IAP	7029	354	1534	0	1959	8766	2817	2765	2812	4510	2023	2044	1974	2538	41125

C. Would you approve of a man punching a stranger who had hit the man's child after the child accidentally damaged the stranger's car?

[VAR: HITCHILD]

<u>RESPONSE</u>	<u>PUNCH</u>	<u>YEAR</u>														
		<u>1972-82</u>	<u>1982B</u>	<u>1983-87</u>	<u>1987B</u>	<u>1988-91</u>	<u>1993-98</u>	<u>2000</u>	<u>2002</u>	<u>2004</u>	<u>2006</u>	<u>2008</u>	<u>2010</u>	<u>2012</u>	<u>2014</u>	<u>ALL</u>
Yes	1	3302	0	3279	195	2247	889	0	0	0	0	0	0	0	0	9912
No	2	3037	0	2484	143	1541	625	0	0	0	0	0	0	0	0	7830
Don't know	8	225	0	203	12	140	49	0	0	0	0	0	0	0	0	629
No answer	9	33	0	42	3	20	5	0	0	0	0	0	0	0	0	103
Not applicable (Punch 2 or 9 in HITOK)	IAP	7029	354	1534	0	1959	8766	2817	2765	2812	4510	2023	2044	1974	2538	41125

D. Was beating up a woman and the man saw it?

[VAR: HITBEATR]

<u>RESPONSE</u>	<u>PUNCH</u>	<u>YEAR</u>														
		<u>1972-82</u>	<u>1982B</u>	<u>1983-87</u>	<u>1987B</u>	<u>1988-91</u>	<u>1993-98</u>	<u>2000</u>	<u>2002</u>	<u>2004</u>	<u>2006</u>	<u>2008</u>	<u>2010</u>	<u>2012</u>	<u>2014</u>	<u>ALL</u>
Yes	1	5314	0	4900	237	3222	1303	0	0	0	0	0	0	0	0	14976
No	2	1008	0	851	82	551	208	0	0	0	0	0	0	0	0	2700
Don't know	8	243	0	221	30	154	52	0	0	0	0	0	0	0	0	700
No answer	9	32	0	36	4	21	5	0	0	0	0	0	0	0	0	98
Not applicable (Punch 2 or 9 in HITOK)	IAP	7029	354	1534	0	1959	8766	2817	2765	2812	4510	2023	2044	1974	2538	41125

E. Had broken into the man's house?

[VAR: HITROBBR]

<u>RESPONSE</u>	<u>PUNCH</u>	<u>YEAR</u>														
		<u>1972-82</u>	<u>1982B</u>	<u>1983-87</u>	<u>1987B</u>	<u>1988-91</u>	<u>1993-98</u>	<u>2000</u>	<u>2002</u>	<u>2004</u>	<u>2006</u>	<u>2008</u>	<u>2010</u>	<u>2012</u>	<u>2014</u>	<u>ALL</u>
Yes	1	5514	0	4926	294	3315	1314	0	0	0	0	0	0	0	0	15363
No	2	937	0	914	50	515	219	0	0	0	0	0	0	0	0	2635
Don't Know	8	124	0	141	7	98	30	0	0	0	0	0	0	0	0	400
No answer	9	22	0	27	2	20	5	0	0	0	0	0	0	0	0	76
Not applicable (Punch 2 or 9 in HITOK)	IAP	7029	354	1534	0	1959	8766	2817	2765	2812	4510	2023	2044	1974	2538	41125

REMARKS: In 1973 and 1975, those replying "no" to HITOK (Punch 2, HITROBBR) were not asked parts HITMARCH-HITROBBR. Since 1975, all respondents were asked parts HITMARCH-HITROBBR regardless of response to HITOK. See Appendix N for across survey changes. See Appendix T, GSS Methodological Report No. 10. If planning to perform trend analysis with these variables, please consult GSS Methodological Report No. 56.

231. Are there any situations you can imagine in which you would approve of a policeman striking an adult male citizen?

[VAR: POLHITOK]

<u>RESPONSE</u>	<u>PUNCH</u>	<u>YEAR</u>														
		<u>1972-82</u>	<u>1982B</u>	<u>1983-87</u>	<u>1987B</u>	<u>1988-91</u>	<u>1993-98</u>	<u>2000</u>	<u>2002</u>	<u>2004</u>	<u>2006</u>	<u>2008</u>	<u>2010</u>	<u>2012</u>	<u>2014</u>	<u>ALL</u>
Yes (ASK POLABUSE -POLATTAK)	1	5537	0	4343	180	2715	4720	1201	599	578	1240	443	875	880	1063	24374
No (SEE REMARKS)	2	1680	0	1422	137	991	1874	613	250	242	632	197	423	399	546	9406
Don't know(ASK POLABUSE -POLATTAK)	8	239	0	186	27	195	276	65	63	52	111	39	76	58	77	1464
No answer	9	37	0	57	9	47	34	17	0	4	6	1	3	1	1	217
Not applicable	IAP	6133	354	1534	0	1959	3430	921	1853	1936	2521	1343	667	636	851	24138

IF YES OR NOT SURE: Would you approve of a policeman striking a citizen who:

A. Had said vulgar and obscene things to the policeman?

[VAR: POLABUSE]

<u>RESPONSE</u>	<u>PUNCH</u>	<u>YEAR</u>														
		<u>1972-82</u>	<u>1982B</u>	<u>1983-87</u>	<u>1987B</u>	<u>1988-91</u>	<u>1993-98</u>	<u>2000</u>	<u>2002</u>	<u>2004</u>	<u>2006</u>	<u>2008</u>	<u>2010</u>	<u>2012</u>	<u>2014</u>	<u>ALL</u>
Yes	1	1239	0	776	30	426	512	115	59	66	136	126	126	125	148	3884
No	2	5351	0	5089	311	3417	6271	1738	833	783	1787	1,193	1220	1174	1508	30675
Don't know	8	160	0	131	9	88	93	32	19	26	66	45	29	38	31	767
No answer	9	20	0	12	3	17	28	11	1	1	0	1	2	1	0	97
Not applicable (Punch 2 or 9 on POLHITOK)	IAP	6856	354	1534	0	1959	3430	921	1853	1936	2521	658	667	636	851	24176

B. Was being questioned as a suspect in a murder case?

[VAR: POLMURDR]

<u>RESPONSE</u>	<u>PUNCH</u>	<u>YEAR</u>														
		<u>1972-82</u>	<u>1982B</u>	<u>1983-87</u>	<u>1987B</u>	<u>1988-91</u>	<u>1993-98</u>	<u>2000</u>	<u>2002</u>	<u>2004</u>	<u>2006</u>	<u>2008</u>	<u>2010</u>	<u>2012</u>	<u>2014</u>	<u>ALL</u>
Yes	1	539	0	541	30	332	409	108	81	87	235	189	190	192	241	3174
No	2	6059	0	5319	311	3507	6342	1747	806	756	1681	1,138	1141	1106	1412	31325
Don't know	8	146	0	121	9	91	126	29	25	31	73	38	43	38	34	804
No answer	9	26	0	27	3	18	27	12	0	2	0	0	3	2	0	120
Not applicable (Punch 2 or 9 on POLHITOK)	IAP	6856	354	1534	0	1959	3430	921	1853	1936	2521	658	667	636	851	24176

C. Was attempting to escape from custody?

[VAR: POLESCAP]

<u>RESPONSE</u>	<u>PUNCH</u>	<u>YEAR</u>														
		<u>1972-82</u>	<u>1982B</u>	<u>1983-87</u>	<u>1987B</u>	<u>1988-91</u>	<u>1993-98</u>	<u>2000</u>	<u>2002</u>	<u>2004</u>	<u>2006</u>	<u>2008</u>	<u>2010</u>	<u>2012</u>	<u>2014</u>	<u>ALL</u>
Yes	1	5360	0	4436	209	2894	4860	1259	611	593	1364	977	917	947	1076	25503
No	2	1152	0	1304	113	851	1690	535	224	223	503	340	397	329	519	8180
Don't know	8	231	0	243	28	182	326	89	76	58	121	47	59	62	91	1613
No answer	9	27	0	25	3	21	28	13	1	2	1	1	4	0	1	127
Not applicable (Punch 2 or 9 POLHITOK)	IAP	6856	354	1534	0	1959	3430	921	1853	1936	2521	658	667	636	851	24176

D. Was attacking the policeman with his fists?

[VAR: POLATTAK]

<u>RESPONSE</u>	<u>PUNCH</u>	<u>YEAR</u>														
		<u>1972-82</u>	<u>1982B</u>	<u>1983-87</u>	<u>1987B</u>	<u>1988-91</u>	<u>1993-98</u>	<u>2000</u>	<u>2002</u>	<u>2004</u>	<u>2006</u>	<u>2008</u>	<u>2010</u>	<u>2012</u>	<u>2014</u>	<u>ALL</u>
Yes	1	6408	0	5537	309	3617	6304	1694	810	766	1738	1,199	1163	1157	1455	32157
No	2	290	0	381	29	252	473	159	85	91	211	151	189	157	207	2675
Don't know	8	52	0	79	12	61	104	35	16	17	39	15	22	24	24	500
No answer	9	20	0	11	3	18	23	8	1	2	1	0	3	0	1	91
Not applicable (Punch 2 or 9 on POLHITOK)	IAP	6856	354	1534	0	1959	3430	921	1853	1936	2521	658	667	636	851	24176

REMARKS: In 1973 and 1975, those replying "no" to POLHITOK (punch 2, POLHITOK) were not asked parts POLABUSE-POLATTAK. Since 1975, all respondents were asked parts A-D regardless of response to POLHITOK. See Appendix T, GSS Methodological Report No. 10. If planning to perform trend analysis with these variables, please consult GSS Methodological Report No. 56.

232. Is there any area right around here--that is, within a mile--where you would be afraid to walk alone at night?

[VAR: FEAR]

<u>RESPONSE</u>	<u>PUNCH</u>	<u>YEAR</u>														
		<u>1972-82</u>	<u>1982B</u>	<u>1983-87</u>	<u>1987B</u>	<u>1988-91</u>	<u>1993-98</u>	<u>2000</u>	<u>2002</u>	<u>2004</u>	<u>2006</u>	<u>2008</u>	<u>2010</u>	<u>2012</u>	<u>2014</u>	<u>ALL</u>
Yes	1	3950	199	1790	159	1599	2970	725	296	283	719	453	422	445	566	14576
No	2	4980	149	2636	188	2280	3832	1106	623	612	1274	896	854	855	1138	21423
Don't know	8	43	4	35	1	29	66	25	5	3	10	3	4	7	10	245
No answer	9	18	2	12	5	12	8	5	0		0	0	1	1	0	64
Not applicable	IAP	4635	0	3069	0	1987	3458	956	1841	1914	2507	671	763	666	824	23291

REMARKS: See Appendix N for across survey changes.

233. How about at home at night--do you feel safe and secure, or not?

[VAR: FEARHOME]

<u>RESPONSE</u>	<u>PUNCH</u>	<u>YEAR</u>														
		<u>1972-82</u>	<u>1982B</u>	<u>1983-87</u>	<u>1987B</u>	<u>1988-91</u>	<u>1993-98</u>	<u>2000</u>	<u>2002</u>	<u>2004</u>	<u>2006</u>	<u>2008</u>	<u>2010</u>	<u>2012</u>	<u>2014</u>	<u>ALL</u>
Yes, safe	1	1285	269	0	0	0	0	0	0	0	0	0	0	0	0	1554
No	2	204	73	0	0	0	0	0	0	0	0	0	0	0	0	277
Don't know	8	5	6	0	0	0	0	0	0	0	0	0	0	0	0	11
No answer	9	12	6	0	0	0	0	0	0	0	0	0	0	0	0	18
Not applicable	IAP	12120	0	7542	353	5907	10334	2817	2765	2812	4510	2023	2044	1974	2538	57739

234. During the last year--that is, between last March and now--did anyone break into or somehow illegally get into your (apartment/home)?

[VAR: BURGLR]

<u>RESPONSE</u>	<u>PUNCH</u>	<u>YEAR</u>														
		<u>1972-82</u>	<u>1982B</u>	<u>1983-87</u>	<u>1987B</u>	<u>1988-91</u>	<u>1993-98</u>	<u>2000</u>	<u>2002</u>	<u>2004</u>	<u>2006</u>	<u>2008</u>	<u>2010</u>	<u>2012</u>	<u>2014</u>	<u>ALL</u>
Yes	1	673	36	294	35	237	131	0	0	0	0	0	0	0	0	1406
No	2	8304	316	4170	316	3674	2165	0	0	0	0	0	0	0	0	18945
Don't know	8	0	0	0	0	1	0	0	0	0	0	0	0	0	0	1
No answer	9	14	2	9	2	8	4	0	0	0	0	0	0	0	0	39
Not applicable	IAP	4635	0	3069	0	1987	8034	2817	2765	2812	4510	2023	2044	1974	2538	39208

235. During the last year, did anyone take something directly from you by using force--such as a stickup, mugging, or threat?

[VAR: ROBBRY]

<u>RESPONSE</u>	<u>PUNCH</u>	<u>YEAR</u>														
		<u>1972-82</u>	<u>1982B</u>	<u>1983-87</u>	<u>1987B</u>	<u>1988-91</u>	<u>1993-98</u>	<u>2000</u>	<u>2002</u>	<u>2004</u>	<u>2006</u>	<u>2008</u>	<u>2010</u>	<u>2012</u>	<u>2014</u>	<u>ALL</u>
Yes	1	196	16	83	15	58	59	0	0	0	0	0	0	0	0	427
No	2	8763	336	4381	336	3845	2237	0	0	0	0	0	0	0	0	19898
No answer	9	32	2	9	2	17	4	0	0	0	0	0	0	0	0	66
Not applicable	IAP	4635	0	3069	0	1987	8034	2817	2765	2812	4510	2023	2044	1974	2538	39208

236. Do you happen to have in your home (IF HOUSE: or garage) any guns or revolvers?

[VAR: OWNGUN]

<u>RESPONSE</u>	<u>PUNCH</u>	<u>YEAR</u>														
		<u>1972-82</u>	<u>1982B</u>	<u>1983-87</u>	<u>1987B</u>	<u>1988-91</u>	<u>1993-98</u>	<u>2000</u>	<u>2002</u>	<u>2004</u>	<u>2006</u>	<u>2008</u>	<u>2010</u>	<u>2012</u>	<u>2014</u>	<u>ALL</u>
Yes (ASK PISTOL)	1	4236	128	2015	95	1644	2688	603	310	319	664	464	394	440	529	14529
No	2	4642	222	2418	251	2229	4131	1231	605	558	1307	870	839	841	1128	21272
Refused	3	65	3	27	2	20	39	23	9	16	30	15	42	24	54	369
Don't know	8	7	0	1	0	1	6	1	0	2	2	3	6	3	3	35
No answer	9	41	1	12	5	26	12	3	0	3	0	0	0	0	0	103
Not applicable	IAP	4635	0	3069	0	1987	3458	956	1841	1914	2507	671	763	666	824	23291

A. IF YES: Is it a pistol, shotgun, rifle, or what? CODE ALL THAT APPLY. [Coded if Pistol]

[VAR: PISTOL]

<u>RESPONSE</u>	<u>PUNCH</u>	<u>YEAR</u>														
		<u>1972-82</u>	<u>1982B</u>	<u>1983-87</u>	<u>1987B</u>	<u>1988-91</u>	<u>1993-98</u>	<u>2000</u>	<u>2002</u>	<u>2004</u>	<u>2006</u>	<u>2008</u>	<u>2010</u>	<u>2012</u>	<u>2014</u>	<u>ALL</u>
Yes	1	1883	74	1034	61	892	1533	364	180	183	400	286	239	289	366	7784
No	2	6986	276	3400	285	2977	5278	1459	734	686	1563	1040	984	981	1277	27926
Refused (Punch 3, OWNGUN)	3	74	3	27	2	10	25	23	10	16	35	19	50	28	63	385
Don't know	8	0	0	0	0	1	0	1	0	0	3	4	5	7	5	26
No answer	9	48	1	12	5	40	39	14	0	11	0	0	0	0	0	170
Not applicable	IAP	4635	0	3069	0	1987	3459	956	1841	1916	2509	674	766	669	827	23308

IF YES: CODED IF SHOTGUN

[VAR: SHOTGUN]

<u>RESPONSE</u>	<u>PUNCH</u>	<u>YEAR</u>														
		<u>1972-82</u>	<u>1982B</u>	<u>1983-87</u>	<u>1987B</u>	<u>1988-91</u>	<u>1993-98</u>	<u>2000</u>	<u>2002</u>	<u>2004</u>	<u>2006</u>	<u>2008</u>	<u>2010</u>	<u>2012</u>	<u>2014</u>	<u>ALL</u>
Yes	1	2580	59	1249	50	1004	1631	343	195	167	385	277	241	276	293	8750
No	2	6289	291	3185	296	2865	5180	1481	719	702	1578	1049	982	994	1350	26961
Refused (Punch 3, OWNGUN)	3	74	3	27	2	10	25	23	10	16	35	19	50	28	63	385
Don't know	8	0	0	0	0	1	0	0	0	0	3	4	5	7	5	25
No answer	9	48	1	12	5	40	39	14	0	11	0	0	0	0	0	170
Not applicable	IAP	4635	0	3069	0	1987	3459	956	1841	1916	2509	674	766	669	827	23308

IF YES: CODED IF RIFLE

[VAR: RIFLE]

<u>RESPONSE</u>	<u>PUNCH</u>	<u>YEAR</u>														
		<u>1972-82</u>	<u>1982B</u>	<u>1983-87</u>	<u>1987B</u>	<u>1988-91</u>	<u>1993-98</u>	<u>2000</u>	<u>2002</u>	<u>2004</u>	<u>2006</u>	<u>2008</u>	<u>2010</u>	<u>2012</u>	<u>2014</u>	<u>ALL</u>
Yes	1	2560	34	1247	28	993	1569	364	183	174	381	276	240	260	317	8626
No	2	6309	316	3187	318	2878	5242	1459	731	695	1582	1050	983	1010	1325	27085
Refused (Punch 3, OWNGUN)	3	74	3	27	2	10	25	23	10	16	35	19	50	28	63	385
Don't know	8	0	0	0	0	1	0	1	0	0	3	4	5	7	6	27
No answer	9	48	1	12	5	38	39	14	0	11	0	0	0	0	0	168
Not applicable	IAP	4635	0	3069	0	1987	3459	956	1841	1916	2509	674	766	669	827	23308

B. Do any of these guns personally belong to you?

[VAR: ROWNGUN]

<u>RESPONSE</u>	<u>PUNCH</u>	<u>YEAR</u>														
		<u>1972-82</u>	<u>1982B</u>	<u>1983-87</u>	<u>1987B</u>	<u>1988-91</u>	<u>1993-98</u>	<u>2000</u>	<u>2002</u>	<u>2004</u>	<u>2006</u>	<u>2008</u>	<u>2010</u>	<u>2012</u>	<u>2014</u>	<u>ALL</u>
Yes	1	833	88	1227	73	1033	1803	416	239	234	450	327	275	299	380	7677
No	2	477	34	773	19	595	870	187	71	83	214	137	118	139	147	3864
Refused (Punch 3, OWNGUN)	3	25	3	27	2	12	25	23	9	16	30	15	42	26	55	310
Don't know	8	0	0	0	0	0	3	0	0	0	1	0	1	0	1	6
No answer	9	78	7	27	8	51	41	4	0	5	0	0	0	0	0	221
Not applicable	IAP	12213	222	5488	251	4216	7592	2187	2446	2474	3815	1544	1608	1510	1955	47521

REMARKS: Punch 2 in PISTOL, SHOTGUN, RIFLE, and ROWNGUN includes those answering "No" to OWNGUN.

237. Have you ever received a ticket, or been charged by the police, for a traffic violation--other than for illegal parking?

[VAR: TICKET]

<u>RESPONSE</u>	<u>PUNCH</u>	<u>YEAR</u>														
		<u>1972-82</u>	<u>1982B</u>	<u>1983-87</u>	<u>1987B</u>	<u>1988-91</u>	<u>1993-98</u>	<u>2000</u>	<u>2002</u>	<u>2004</u>	<u>2006</u>	<u>2008</u>	<u>2010</u>	<u>2012</u>	<u>2014</u>	<u>ALL</u>
Yes	1	4004	125	798	0	0	0	0	0	0	0	0	0	1112	0	6039
No	2	4969	226	668	0	0	0	0	0	0	0	0	0	637	0	6500
Refused	3	2	0	0	0	0	0	0	0	0	0	0	0	0	0	2
Don't know	8	6	1	3	0	0	0	0	0	0	0	0	0	1	0	11
No answer	9	10	2	4	0	0	0	0	0	0	0	0	0	4	0	20
Not applicable	IAP	4635	0	6069	353	5907	10334	2817	2765	2812	4510	2023	2044	220	2538	47027

REMARKS: TICKET was given only if the respondent agreed to do SAQ (SAQAGREE=1)

238. A. Were you ever picked up, or charged, by the police, for any (other) reason whether or not you were guilty?

[VAR: ARREST]

<u>RESPONSE</u>	<u>PUNCH</u>	<u>YEAR</u>														
		<u>1972-82</u>	<u>1982B</u>	<u>1983-87</u>	<u>1987B</u>	<u>1988-91</u>	<u>1993-98</u>	<u>2000</u>	<u>2002</u>	<u>2004</u>	<u>2006</u>	<u>2008</u>	<u>2010</u>	<u>2012</u>	<u>2014</u>	<u>ALL</u>
Yes	1	953	46	186	0	0	0	0	0	0	0	0	0	373	0	1558
No	2	7842	299	1265	0	0	0	0	0	0	0	0	0	1375	0	10781
Refused	3	3	0	0	0	0	0	0	0	0	0	0	0	0	0	3
Don't know	8	5	0	1	0	0	0	0	0	0	0	0	0	1	0	7
No answer	9	188	9	21	0	0	0	0	0	0	0	0	0	5	0	223
Not applicable	IAP	4635	0	6069	353	5907	10334	2817	2765	2812	4510	2023	2044	220	2538	47027

REMARKS: ARREST was given only if TICKET=1.

B. Not counting minor traffic offenses, have you ever been convicted of a crime?

[VAR: CONVICTD]

<u>RESPONSE</u>	<u>PUNCH</u>	<u>YEAR</u>														
		<u>1972-82</u>	<u>1982B</u>	<u>1983-87</u>	<u>1987B</u>	<u>1988-91</u>	<u>1993-98</u>	<u>2000</u>	<u>2002</u>	<u>2004</u>	<u>2006</u>	<u>2008</u>	<u>2010</u>	<u>2012</u>	<u>2014</u>	<u>ALL</u>
Yes	1	0	0	0	0	0	0	0	0	0	0	0	0	210	0	210
No	2	0	0	0	0	0	0	0	0	0	0	0	0	1538	0	1538
Don't know	8	0	0	0	0	0	0	0	0	0	0	0	0	1	0	1
No answer	9	0	0	0	0	0	0	0	0	0	0	0	0	5	0	5
Not applicable	IAP	13626	354	7542	353	5907	10334	2817	2765	2812	4510	2023	2044	220	2538	57845

C. Have you ever spent any time in prison or jail?

[VAR: LOCKEDUP]

<u>RESPONSE</u>	<u>PUNCH</u>	<u>YEAR</u>															
		<u>1972-82</u>	<u>1982B</u>	<u>1983-87</u>	<u>1987B</u>	<u>1988-91</u>	<u>1993-98</u>	<u>2000</u>	<u>2002</u>	<u>2004</u>	<u>2006</u>	<u>2008</u>	<u>2010</u>	<u>2012</u>	<u>2014</u>	<u>ALL</u>	
Yes	1	0	0	0	0	0	0	0	0	0	0	0	0	0	259	0	259
No	2	0	0	0	0	0	0	0	0	0	0	0	0	0	1489	0	1489
Don't know	8	0	0	0	0	0	0	0	0	0	0	0	0	0	0	0	0
No answer	9	0	0	0	0	0	0	0	0	0	0	0	0	0	6	0	6
Not applicable	IAP	13626	354	7542	353	5907	10334	2817	2765	2812	4510	2023	2044	220	2538	57845	

REMARKS: All those who received the TICKET question received ARREST, CONVICTD, and LOCKEDUP.

239. A. Do you (or does your [husband/wife]) go hunting? CIRCLE ONLY ONE CODE.

[VAR: HUNT]

<u>RESPONSE</u>	<u>PUNCH</u>	<u>YEAR</u>														
		<u>1972-82</u>	<u>1982B</u>	<u>1983-87</u>	<u>1987B</u>	<u>1988-91</u>	<u>1993-98</u>	<u>2000</u>	<u>2002</u>	<u>2004</u>	<u>2006</u>	<u>2008</u>	<u>2010</u>	<u>2012</u>	<u>2014</u>	<u>ALL</u>
Yes, respondent does	1	692	36	639	26	501	875	216	129	106	193	149	167	144	157	4030
Yes, spouse does	2	370	13	324	3	229	350	79	24	38	88	57	44	72	66	1757
Yes, both do	3	143	0	136	3	97	130	25	18	24	39	21	17	30	40	723
No, neither R nor spouse hunts	4	3288	300	3363	318	3079	5509	1536	752	729	1682	1124	1052	1062	1450	25244
Don't know	8	0	0	0	0	0	0	0	1	0	1	0	0	0	0	2
No answer	9	11	5	11	3	14	12	5	0	1	0	1	1	0	1	65
Not applicable	IAP	9122	0	3069	0	1987	3458	956	1841	1914	2507	671	763	666	824	27778

B. Does any other member of this household go hunting?

[VAR: HUNTOTHR]

<u>RESPONSE</u>	<u>PUNCH</u>	<u>YEAR</u>														
		<u>1972-82</u>	<u>1982B</u>	<u>1983-87</u>	<u>1987B</u>	<u>1988-91</u>	<u>1993-98</u>	<u>2000</u>	<u>2002</u>	<u>2004</u>	<u>2006</u>	<u>2008</u>	<u>2010</u>	<u>2012</u>	<u>2014</u>	<u>ALL</u>
Yes	1	436	17	137	0	0	0	0	0	0	0	0	0	0	0	590
No	2	1441	152	494	0	0	0	0	0	0	0	0	0	0	0	2087
Don't know	8	9	0	3	0	0	0	0	0	0	0	0	0	0	0	12
No answer	9	286	34	61	0	0	0	0	0	0	0	0	0	0	0	381
Not applicable (no other household members over 5 besides respondent and spouse)	IAP	11454	151	6847	353	5907	10334	2817	2765	2812	4510	2023	2044	1974	2538	56529

240. How often do you read the newspaper--every day, a few times a week, once a week, less than once a week, or never?

[VAR: NEWS]

<u>RESPONSE</u>	<u>PUNCH</u>	<u>YEAR</u>														
		<u>1972-82</u>	<u>1982B</u>	<u>1983-87</u>	<u>1987B</u>	<u>1988-91</u>	<u>1993-98</u>	<u>2000</u>	<u>2002</u>	<u>2004</u>	<u>2006</u>	<u>2008</u>	<u>2010</u>	<u>2012</u>	<u>2014</u>	<u>ALL</u>
Every day	1	4718	155	3283	153	2015	3096	698	369	358	945	431	449	353	417	17440
A few times a week	2	1371	92	1244	91	908	1630	459	219	222	611	300	277	230	260	7914
Once a week	3	734	40	737	44	487	1002	277	109	134	418	207	215	195	246	4845
Less than once a week	4	462	39	459	30	339	719	277	121	121	404	200	220	217	271	3879
Never	5	372	25	333	34	193	409	162	90	71	350	191	269	306	481	3286
No answer	9	14	3	13	1	4	9	0	0	0	0	0	0	1	0	45
Not applicable	IAP	5955	0	1473	0	1961	3469	944	1857	1906	1782	694	614	672	863	22190

241. On the average day, about how many hours do you personally watch television?

[VAR: TVHOURS]

<u>RESPONSE</u>	<u>PUNCH</u>	<u>YEAR</u>														
		<u>1972-82</u>	<u>1982B</u>	<u>1983-87</u>	<u>1987B</u>	<u>1988-91</u>	<u>1993-98</u>	<u>2000</u>	<u>2002</u>	<u>2004</u>	<u>2006</u>	<u>2008</u>	<u>2010</u>	<u>2012</u>	<u>2014</u>	<u>ALL</u>
00 hours	0	387	11	233	0	132	339	107	32	57	79	87	103	90	120	1777
01 hours	1	1466	46	826	0	749	1635	380	200	228	422	273	277	255	310	7067
02 hours	2	1926	64	1186	0	1061	2189	510	233	231	577	354	373	325	437	9466
03 hours	3	1454	67	935	0	745	1429	310	170	138	337	215	258	238	293	6589
04 hours	4	1015	62	614	0	535	1050	233	105	112	226	184	150	171	227	4684
05 hours	5	536	24	323	0	288	499	95	76	46	136	63	105	61	113	2365
06 hours	6	332	23	215	0	181	329	64	39	20	99	59	64	58	75	1558
07 hours	7	80	7	38	0	36	62	18	6	9	23	10	23	19	11	342
08 hours	8	129	16	102	0	84	140	47	23	26	34	35	29	31	37	733
09 hours	9	16	4	6	0	9	16	0	2	2	4	3	4	3	1	70
10 hours	10	63	5	49	0	46	65	24	7	9	23	18	7	17	17	350
11 hours	11	6	3	3	0	2	9	4	2	1	0	1	1	0	0	32
12 hours	12	46	11	26	0	24	37	21	6	9	14	9	12	11	14	240
13 hours	13	6	0	3	0	4	3	1	0	2	1	0	3	2	0	25
14 hours	14	6	2	7	0	4	7	2	0	2	7	2	5	4	2	50
15 hours	15	9	2	6	0	3	12	7	0	2	2	2	1	3	0	49
16 hours	16	8	1	4	0	4	3	0	1	2	0	2	1	1	3	30
17 hours	17	1	0	0	0	1	0	0	0	0	0	1	0	0	1	4
18 hours	18	3	0	3	0	1	5	0	0	0	2	1	2	1	1	19
19 hours	19	0	0	0	0	0	0	0	0	0	0	0	0	0	0	0
20 hours	20	4	1	5	0	6	7	3	1	3	0	0	2	2	2	36
21 hours	21	0	0	0	0	1	1	1	0	0	0	1	1	0	0	5
22 hours	22	0	0	0	0	0	3	0	1	0	0	0	0	1	0	5
23 hours	23	0	0	0	0	0	0	0	0	0	0	0	1	0	0	1
24 hours	24	1	1	0	0	0	3	2	1	0	1	4	4	5	5	27
Don't know	98	1	0	2	0	4	9	3	3	7	3	5	2	3	6	48
No answer	99	31	4	17	0	26	60	45	0	0	2	0	2	1	0	188
Not applicable	IAP	6100	0	2939	353	1961	2422	940	1857	1906	2518	694	614	672	863	23839

242. Do you ever listen to the radio?

Yes.....(ASK RADIOHRS)

No

A. IF YES: On the average, about how many hours a day do you usually listen to the radio?

[VAR: RADIOHRS]

<u>RESPONSE</u>	<u>PUNCH</u>	<u>YEAR</u>														
		<u>1972-82</u>	<u>1982B</u>	<u>1983-87</u>	<u>1987B</u>	<u>1988-91</u>	<u>1993-98</u>	<u>2000</u>	<u>2002</u>	<u>2004</u>	<u>2006</u>	<u>2008</u>	<u>2010</u>	<u>2012</u>	<u>2014</u>	<u>ALL</u>
00 hours	0	11	0	10	0	0	0	0	0	0	0	0	0	0	0	21
01 hour	1	1041	97	526	0	0	0	0	0	0	0	0	0	0	0	1664
02 hours	2	576	74	294	0	0	0	0	0	0	0	0	0	0	0	944
03 hours	3	271	28	143	0	0	0	0	0	0	0	0	0	0	0	442
04 hours	4	217	39	104	0	0	0	0	0	0	0	0	0	0	0	360
05 hours	5	123	16	68	0	0	0	0	0	0	0	0	0	0	0	207
06 hours	6	120	19	66	0	0	0	0	0	0	0	0	0	0	0	205
07 hours	7	44	6	19	0	0	0	0	0	0	0	0	0	0	0	69
08 hours	8	151	9	103	0	0	0	0	0	0	0	0	0	0	0	263
09 hours	9	20	1	9	0	0	0	0	0	0	0	0	0	0	0	30
10 hours	10	76	9	47	0	0	0	0	0	0	0	0	0	0	0	132
11 hours	11	4	0	2	0	0	0	0	0	0	0	0	0	0	0	6
12 hours	12	50	11	34	0	0	0	0	0	0	0	0	0	0	0	95
13 hours	13	1	0	1	0	0	0	0	0	0	0	0	0	0	0	2
14 hours	14	5	0	2	0	0	0	0	0	0	0	0	0	0	0	7
15 hours	15	9	1	4	0	0	0	0	0	0	0	0	0	0	0	14
16 hours	16	6	2	3	0	0	0	0	0	0	0	0	0	0	0	11
17 hours	17	1	1	0	0	0	0	0	0	0	0	0	0	0	0	2
18 hours	18	4	0	1	0	0	0	0	0	0	0	0	0	0	0	5
20 hours	20	5	1	0	0	0	0	0	0	0	0	0	0	0	0	6
21 hours	21	1	0	0	0	0	0	0	0	0	0	0	0	0	0	1
24 hours	24	13	4	1	0	0	0	0	0	0	0	0	0	0	0	18
Don't know	98	6	1	2	0	0	0	0	0	0	0	0	0	0	0	9
No answer	99	14	3	2	0	0	0	0	0	0	0	0	0	0	0	19
Not applicable (never listen)	IAP	10857	32	6101	353	5907	10334	2817	2765	2812	4510	2023	2044	1974	2538	55067

REMARKS: If planning to perform trend analysis with this variable, please consult GSS Methodological Report No. 56.

243. Thank you very much for your time and help. Do you have a telephone?
 May I have your name and (one of your) telephone number(s) just in case I have left something out in this interview?
 ENTER NAME AND PHONE NUMBER. IF NO PHONE OR REFUSED, CIRCLE APPROPRIATE CODE NUMBER.

[VAR: PHONE]

<u>RESPONSE</u>	<u>PUNCH</u>	<u>YEAR</u>														
		<u>1972-82</u>	<u>1982B</u>	<u>1983-87</u>	<u>1987B</u>	<u>1988-91</u>	<u>1993-98</u>	<u>2000</u>	<u>2002</u>	<u>2004</u>	<u>2006</u>	<u>2008</u>	<u>2010</u>	<u>2012</u>	<u>2014</u>	<u>ALL</u>
No phone number	1	880	42	411	40	284	369	91	17	39	25	52	19	11	12	2292
Refused phone number	2	294	8	202	9	124	266	94	132	38	190	157	71	69	66	1720
IF TELEPHONE NUMBER IS GIVEN,																
ASK A: Is this phone located in your own home?																
Yes	3	10420	282	6654	293	5296	9409	2532	2498	2418	3753	1,556	1172	984	1075	48342
No (SPECIFY WHERE LOCATED)	4	250	12	256	10	165	265	93	116	70	85	26	93	78	68	1587
Location not given	5	139	6	4	0	0	7	4	2	5	0	0	0	1	0	168
Cell phone	6	0	0	0	0	0	0	0	0	208	451	221	687	831	1312	3710
No answer	9	30	4	15	1	38	18	3	0	34	6	11	2	0	5	167
Not applicable	IAP	1613	0	0	0	0	0	0	0	0	0	0	0	0	0	1613

REMARKS: See Appendix N for changes across surveys. In 2002, "no phone number," punch 1, is based on volunteered responses. "Refused phone number," punch 2, includes some with no phone who did not disclose this. Also, punch 3 includes 49 people with cell phones but not regular phones in the household. In 2004-06, cell phone mentions are volunteered responses. In 2008+, cell phone information was asked for.
 If planning to perform trend analysis with this variable, please consult GSS Methodological Report No. 56.

244. In general, what was the respondent's attitude toward the interview?

INTERVIEWER'S RESPONSE

[VAR: COOP2]

<u>RESPONSE</u>	<u>PUNCH</u>	<u>YEAR</u>														
		<u>1972-82</u>	<u>1982B</u>	<u>1983-87</u>	<u>1987B</u>	<u>1988-91</u>	<u>1993-98</u>	<u>2000</u>	<u>2002</u>	<u>2004</u>	<u>2006</u>	<u>2008</u>	<u>2010</u>	<u>2012</u>	<u>2014</u>	<u>ALL</u>
Friendly and eager	1	953	0	0	0	0	0	0	0	0	0	0	0	0	0	953
Cooperative but not particularly eager	2	600	0	0	0	0	0	0	0	0	0	0	0	0	0	600
Indifferent and bored	3	43	0	0	0	0	0	0	0	0	0	0	0	0	0	43
Hostile	4	4	0	0	0	0	0	0	0	0	0	0	0	0	0	4
No answer	9	13	0	0	0	0	0	0	0	0	0	0	0	0	0	13
Not applicable	IAP	12013	354	7542	353	5907	10334	2817	2765	2812	4510	2023	2044	1974	2538	57986

247. A split ballot was used in the 1973, 1974, 1976, 1978, 1980, and 1982+. The variant or "Y" wordings appear on Form 2; the "Z" wordings appear on Form 3; and the standard GSS wordings appear on Form 1. See Appendix P for what variables were on what form. See RELIGSP-FEELREL for use of weight variable. See Appendix T, GSS Methodological Report No. 36. See also MARELKID and PARELKID.

[VAR: FORM]

<u>RESPONSE</u>	<u>PUNCH</u>	<u>YEAR</u>														
		<u>1972-82</u>	<u>1982B</u>	<u>1983-87</u>	<u>1987B</u>	<u>1988-91</u>	<u>1993-98</u>	<u>2000</u>	<u>2002</u>	<u>2004</u>	<u>2006</u>	<u>2008</u>	<u>2010</u>	<u>2012</u>	<u>2014</u>	<u>ALL</u>
Standard (Form 1)	1	4285	176	3260	118	2916	5129	1409	1358	1401	2220	1,004	1014	998	1274	26562
Variant (Form 2)	2	4225	178	3298	114	2991	5205	1408	1407	1411	2290	1,019	1030	976	1264	26816
Variant (Form 3)	3	483	0	984	121	0	0	0	0	0	0	0	0	0	0	1588
Not applicable	IAP	4633	0	0	0	0	0	0	0	0	0	0	0	0	0	4633

ABSPNO-RACAVOID ARE PART OF METHODOLOGICAL EXPERIMENTS.

248. If a woman has decided to have an abortion but her husband is against it, do you think she should go ahead and have it, or not?

[VAR: ABSPNO]

<u>RESPONSE</u>	<u>PUNCH</u>	<u>YEAR</u>														
		<u>1972-82</u>	<u>1982B</u>	<u>1983-87</u>	<u>1987B</u>	<u>1988-91</u>	<u>1993-98</u>	<u>2000</u>	<u>2002</u>	<u>2004</u>	<u>2006</u>	<u>2008</u>	<u>2010</u>	<u>2012</u>	<u>2014</u>	<u>ALL</u>
Should have abortion	1	395	0	0	0	0	0	0	0	0	0	0	0	0	0	395
Should not have abortion	2	979	0	0	0	0	0	0	0	0	0	0	0	0	0	979
Don't know	8	148	0	0	0	0	0	0	0	0	0	0	0	0	0	148
No answer	9	8	0	0	0	0	0	0	0	0	0	0	0	0	0	8
Not applicable	IAP	12096	354	7542	353	5907	10334	2817	2765	2812	4510	2023	2044	1974	2538	58069

249. (WOMEN): Would you yourself have an abortion if...
(MEN): Would you yourself advise the woman you were married to have an abortion if...

A. There is a strong chance of serious defect in the baby?

[VAR: ABHAVE1]

<u>RESPONSE</u>	<u>PUNCH</u>	<u>YEAR</u>														
		<u>1972-82</u>	<u>1982B</u>	<u>1983-87</u>	<u>1987B</u>	<u>1988-91</u>	<u>1993-98</u>	<u>2000</u>	<u>2002</u>	<u>2004</u>	<u>2006</u>	<u>2008</u>	<u>2010</u>	<u>2012</u>	<u>2014</u>	<u>ALL</u>
Yes	1	1081	0	0	0	0	0	0	0	0	0	0	0	0	0	1081
No	2	351	0	0	0	0	0	0	0	0	0	0	0	0	0	351
Don't know	8	87	0	0	0	0	0	0	0	0	0	0	0	0	0	87
No answer	9	11	0	0	0	0	0	0	0	0	0	0	0	0	0	11
Not applicable	IAP	12096	354	7542	353	5907	10334	2817	2765	2812	4510	2023	2044	1974	2538	58069

B. (Your/Her) health was seriously endangered by the pregnancy?

[VAR: ABHAVE2]

<u>RESPONSE</u>	<u>PUNCH</u>	<u>YEAR</u>														
		<u>1972-82</u>	<u>1982B</u>	<u>1983-87</u>	<u>1987B</u>	<u>1988-91</u>	<u>1993-98</u>	<u>2000</u>	<u>2002</u>	<u>2004</u>	<u>2006</u>	<u>2008</u>	<u>2010</u>	<u>2012</u>	<u>2014</u>	<u>ALL</u>
Yes	1	1204	0	0	0	0	0	0	0	0	0	0	0	0	0	1204
No	2	249	0	0	0	0	0	0	0	0	0	0	0	0	0	249
Don't know	8	65	0	0	0	0	0	0	0	0	0	0	0	0	0	65
No answer	9	12	0	0	0	0	0	0	0	0	0	0	0	0	0	12
Not applicable	IAP	12096	354	7542	353	5907	10334	2817	2765	2812	4510	2023	2044	1974	2538	58069

C. You did not think you could afford another child?

[VAR: ABHAVE3]

<u>RESPONSE</u>	<u>PUNCH</u>	<u>YEAR</u>														
		<u>1972-82</u>	<u>1982B</u>	<u>1983-87</u>	<u>1987B</u>	<u>1988-91</u>	<u>1993-98</u>	<u>2000</u>	<u>2002</u>	<u>2004</u>	<u>2006</u>	<u>2008</u>	<u>2010</u>	<u>2012</u>	<u>2014</u>	<u>ALL</u>
Yes	1	427	0	0	0	0	0	0	0	0	0	0	0	0	0	427
No	2	1043	0	0	0	0	0	0	0	0	0	0	0	0	0	1043
Don't know	8	47	0	0	0	0	0	0	0	0	0	0	0	0	0	47
No answer	9	13	0	0	0	0	0	0	0	0	0	0	0	0	0	13
Not applicable	IAP	12096	354	7542	353	5907	10334	2817	2765	2812	4510	2023	2044	1974	2538	58069

REMARKS: ABHAVE1-ABHAVE3 is based on ABDEFFECT-ABANY.

250. Do you think abortions should be legal under any circumstances, legal only under certain circumstances, or never legal under any circumstance?

[VAR: ABLEGAL]

<u>RESPONSE</u>	<u>PUNCH</u>	<u>YEAR</u>														
		<u>1972-82</u>	<u>1982B</u>	<u>1983-87</u>	<u>1987B</u>	<u>1988-91</u>	<u>1993-98</u>	<u>2000</u>	<u>2002</u>	<u>2004</u>	<u>2006</u>	<u>2008</u>	<u>2010</u>	<u>2012</u>	<u>2014</u>	<u>ALL</u>
Under any circumstances	1	331	0	0	0	0	0	0	0	0	0	0	0	0	0	331
Under certain circumstances	2	1031	0	0	0	0	0	0	0	0	0	0	0	0	0	1031
Never legal	3	135	0	0	0	0	0	0	0	0	0	0	0	0	0	135
No opinion	8	22	0	0	0	0	0	0	0	0	0	0	0	0	0	22
No answer	9	11	0	0	0	0	0	0	0	0	0	0	0	0	0	11
Not applicable	IAP	12096	354	7542	353	5907	10334	2817	2765	2812	4510	2023	2044	1974	2538	58069

251. Now I'm going to read several more statements. As I read each one, please tell me whether you strongly agree, agree, disagree, or strongly disagree with it. For example, here is the statement:

- A. A working mother can establish just as warm and secure a relationship with her children as a mother who does not work.

[VAR: FECHLD]

<u>RESPONSE</u>	<u>PUNCH</u>	<u>YEAR</u>														
		<u>1972-82</u>	<u>1982B</u>	<u>1983-87</u>	<u>1987B</u>	<u>1988-91</u>	<u>1993-98</u>	<u>2000</u>	<u>2002</u>	<u>2004</u>	<u>2006</u>	<u>2008</u>	<u>2010</u>	<u>2012</u>	<u>2014</u>	<u>ALL</u>
Strongly agree	1	236	0	646	0	850	1658	376	218	211	474	354	425	342	499	6289
Agree	2	501	0	1189	0	1644	3250	752	355	379	848	600	648	593	767	11526
Disagree	3	505	0	872	0	1111	1873	540	244	244	533	293	285	291	323	7114
Strongly disagree	4	263	0	271	0	294	463	178	84	63	117	73	66	66	77	2015
Don't know	8	22	0	20	0	38	94	22	7	9	20	7	5	10	9	263
No answer	9	3	0	6	0	9	19	9	0	0	0	2	1	0	0	49
Not applicable	IAP	12096	354	4538	353	1961	2977	940	1857	1906	2518	694	614	672	863	32343

- B. It is more important for a wife to help her husband's career than to have one herself.

[VAR: FEHELP]

<u>RESPONSE</u>	<u>PUNCH</u>	<u>YEAR</u>														
		<u>1972-82</u>	<u>1982B</u>	<u>1983-87</u>	<u>1987B</u>	<u>1988-91</u>	<u>1993-98</u>	<u>2000</u>	<u>2002</u>	<u>2004</u>	<u>2006</u>	<u>2008</u>	<u>2010</u>	<u>2012</u>	<u>2014</u>	<u>ALL</u>
Strongly agree	1	205	0	185	0	169	210	0	0	0	0	0	0	0	0	769
Agree	2	636	0	883	0	962	1288	0	0	0	0	0	0	0	0	3769
Disagree	3	534	0	1360	0	1928	3910	0	0	0	0	0	0	0	0	7732
Strongly disagree	4	97	0	480	0	776	1688	0	0	0	0	0	0	0	0	3041
Don't know	8	52	0	88	0	103	224	0	0	0	0	0	0	0	0	467
No answer	9	6	0	8	0	8	37	0	0	0	0	0	0	0	0	59
Not applicable	IAP	12096	354	4538	353	1961	2977	2817	2765	2812	4510	2023	2044	1974	2538	43762

C. A preschool child is likely to suffer if his or her mother works.

[VAR: FEPRESCH]

RESPONSE	PUNCH	YEAR														
		<u>1972-82</u>	<u>1982B</u>	<u>1983-87</u>	<u>1987B</u>	<u>1988-91</u>	<u>1993-98</u>	<u>2000</u>	<u>2002</u>	<u>2004</u>	<u>2006</u>	<u>2008</u>	<u>2010</u>	<u>2012</u>	<u>2014</u>	<u>ALL</u>
Strongly agree	1	311	0	351	0	356	579	175	88	58	172	104	87	86	82	2449
Agree	2	697	0	1196	0	1498	2545	682	322	316	622	370	407	350	420	9425
Disagree	3	422	0	1116	0	1603	3257	761	392	408	959	665	718	652	867	11820
Strongly disagree	4	68	0	278	0	378	756	188	96	108	215	169	201	196	292	2945
Don't know	8	28	0	55	0	96	187	56	10	15	24	19	14	18	12	534
No answer	9	4	0	8	0	15	33	15	0	1	0	2	3	0	2	83
Not applicable	IAP	12096	354	4538	353	1961	2977	940	1857	1906	2518	694	614	672	863	32343

D. It is much better for everyone involved if the man is the achiever outside the home and the woman takes care of the home and family.

[VAR: FEFAM]

RESPONSE	PUNCH	YEAR														
		<u>1972-82</u>	<u>1982B</u>	<u>1983-87</u>	<u>1987B</u>	<u>1988-91</u>	<u>1993-98</u>	<u>2000</u>	<u>2002</u>	<u>2004</u>	<u>2006</u>	<u>2008</u>	<u>2010</u>	<u>2012</u>	<u>2014</u>	<u>ALL</u>
Strongly agree	1	275	0	282	0	323	504	204	91	79	166	122	107	87	105	2345
Agree	2	714	0	1134	0	1268	2092	531	257	257	538	359	404	313	410	8277
Disagree	3	422	0	1150	0	1622	3257	731	382	394	918	587	610	636	785	11494
Strongly disagree	4	92	0	380	0	625	1288	338	168	164	346	240	297	249	355	4542
Don't know	8	23	0	50	0	95	183	53	9	11	23	19	8	15	17	506
No answer	9	4	0	8	0	13	33	20	1	1	1	2	4	2	3	92
Not applicable	IAP	12096	354	4538	353	1961	2977	940	1857	1906	2518	694	614	672	863	32343

252. Have you heard or read about the Equal Rights Amendment?

[VAR: ERAREAD]

RESPONSE	PUNCH	YEAR														
		<u>1972-82</u>	<u>1982B</u>	<u>1983-87</u>	<u>1987B</u>	<u>1988-91</u>	<u>1993-98</u>	<u>2000</u>	<u>2002</u>	<u>2004</u>	<u>2006</u>	<u>2008</u>	<u>2010</u>	<u>2012</u>	<u>2014</u>	<u>ALL</u>
Yes (ASK ERAMEANS & ERA)	1	2685	312	0	0	0	0	0	0	0	0	0	0	0	0	2997
No (GO TO ERATELL)	2	297	29	0	0	0	0	0	0	0	0	0	0	0	0	326
Don't Know (GO TO ERATELL)	8	51	12	0	0	0	0	0	0	0	0	0	0	0	0	63
No answer	9	3	1	0	0	0	0	0	0	0	0	0	0	0	0	4
Not applicable	IAP	10590	0	7542	353	5907	10334	2817	2765	2812	4510	2023	2044	1974	2538	56209

IF YES:

A. Do you understand what the Equal Rights Amendment means?

[VAR: ERAMEANS]

<u>RESPONSE</u>	<u>PUNCH</u>	<u>YEAR</u>														
		<u>1972-82</u>	<u>1982B</u>	<u>1983-87</u>	<u>1987B</u>	<u>1988-91</u>	<u>1993-98</u>	<u>2000</u>	<u>2002</u>	<u>2004</u>	<u>2006</u>	<u>2008</u>	<u>2010</u>	<u>2012</u>	<u>2014</u>	<u>ALL</u>
Yes, or qualified yes	1	2209	256	0	0	0	0	0	0	0	0	0	0	0	0	2465
No	2	423	46	0	0	0	0	0	0	0	0	0	0	0	0	469
Don't know	8	49	8	0	0	0	0	0	0	0	0	0	0	0	0	57
No answer	9	4	3	0	0	0	0	0	0	0	0	0	0	0	0	7
Not applicable (Punches 2, 8, 9 in ERAREAD)	IAP	10941	41	7542	353	5907	10334	2817	2765	2812	4510	2023	2044	1974	2538	56601

B. Do you strongly favor, somewhat favor, somewhat oppose, or strongly oppose this amendment?

[VAR: ERA]

<u>RESPONSE</u>	<u>PUNCH</u>	<u>YEAR</u>														
		<u>1972-82</u>	<u>1982B</u>	<u>1983-87</u>	<u>1987B</u>	<u>1988-91</u>	<u>1993-98</u>	<u>2000</u>	<u>2002</u>	<u>2004</u>	<u>2006</u>	<u>2008</u>	<u>2010</u>	<u>2012</u>	<u>2014</u>	<u>ALL</u>
Strongly favor	1	581	128	0	0	0	0	0	0	0	0	0	0	0	0	709
Somewhat favor	2	1222	114	0	0	0	0	0	0	0	0	0	0	0	0	1336
Somewhat oppose	3	434	34	0	0	0	0	0	0	0	0	0	0	0	0	468
Strongly oppose	4	238	14	0	0	0	0	0	0	0	0	0	0	0	0	252
No opinion	8	177	17	0	0	0	0	0	0	0	0	0	0	0	0	194
No answer	9	33	6	0	0	0	0	0	0	0	0	0	0	0	0	39
Not applicable (Punches 2, 8, 9 in ERAREAD)	IAP	10941	41	7542	353	5907	10334	2817	2765	2812	4510	2023	2044	1974	2538	56601

IF NO OR DK TO ERAREAD:

- C. The Equal Rights Amendment will amend the United States Constitution to provide equal rights for men and women. Do you strongly favor, somewhat favor, somewhat oppose, or strongly oppose this amendment?

[VAR: ERATELL]

<u>RESPONSE</u>	<u>PUNCH</u>	<u>YEAR</u>														
		<u>1972-82</u>	<u>1982B</u>	<u>1983-87</u>	<u>1987B</u>	<u>1988-91</u>	<u>1993-98</u>	<u>2000</u>	<u>2002</u>	<u>2004</u>	<u>2006</u>	<u>2008</u>	<u>2010</u>	<u>2012</u>	<u>2014</u>	<u>ALL</u>
Strongly favor	1	31	16	0	0	0	0	0	0	0	0	0	0	0	0	47
Somewhat favor	2	60	13	0	0	0	0	0	0	0	0	0	0	0	0	73
Somewhat oppose	3	17	4	0	0	0	0	0	0	0	0	0	0	0	0	21
Strongly oppose	4	8	3	0	0	0	0	0	0	0	0	0	0	0	0	11
No opinion	8	26	5	0	0	0	0	0	0	0	0	0	0	0	0	31
No answer	9	0	1	0	0	0	0	0	0	0	0	0	0	0	0	1
Not applicable (Punch 1 in ERAREAD)	IAP	13484	312	7542	353	5907	10334	2817	2765	2812	4510	2023	2044	1974	2538	59415

253. Why do you (favor/oppose) the Equal Rights Amendment?

PROBE EACH RESPONSE FOR CLARITY AND PROBE FOR ADDITIONAL REASONS.

IF "NO OPINION" TO ERAREAD PROBE: Why is that - why do you have no opinion on the Equal Rights Amendment?

- A. First Reason

[VAR: ERAWHY1]

<u>RESPONSE</u>	<u>PUNCH</u>	<u>YEAR</u>														
		<u>1972-82</u>	<u>1982B</u>	<u>1983-87</u>	<u>1987B</u>	<u>1988-91</u>	<u>1993-98</u>	<u>2000</u>	<u>2002</u>	<u>2004</u>	<u>2006</u>	<u>2008</u>	<u>2010</u>	<u>2012</u>	<u>2014</u>	<u>ALL</u>
	1-19	381	81	0	0	0	0	0	0	0	0	0	0	0	0	462
	20-39	268	92	0	0	0	0	0	0	0	0	0	0	0	0	360
	40-59	467	101	0	0	0	0	0	0	0	0	0	0	0	0	568
	60-79	154	31	0	0	0	0	0	0	0	0	0	0	0	0	185
	80-98	228	49	0	0	0	0	0	0	0	0	0	0	0	0	277
No answer	99	8	0	0	0	0	0	0	0	0	0	0	0	0	0	8
Not applicable	IAP	12120	0	7542	353	5907	10334	2817	2765	2812	4510	2023	2044	1974	2538	57739

B. Second Reason

[VAR: ERAWHY2]

<u>RESPONSE</u>	<u>PUNCH</u>	<u>YEAR</u>														
		<u>1972-82</u>	<u>1982B</u>	<u>1983-87</u>	<u>1987B</u>	<u>1988-91</u>	<u>1993-98</u>	<u>2000</u>	<u>2002</u>	<u>2004</u>	<u>2006</u>	<u>2008</u>	<u>2010</u>	<u>2012</u>	<u>2014</u>	<u>ALL</u>
	1-19	317	68	0	0	0	0	0	0	0	0	0	0	0	0	385
	20-39	103	28	0	0	0	0	0	0	0	0	0	0	0	0	131
	40-59	148	31	0	0	0	0	0	0	0	0	0	0	0	0	179
	60-79	110	11	0	0	0	0	0	0	0	0	0	0	0	0	121
	80-98	106	19	0	0	0	0	0	0	0	0	0	0	0	0	125
Not applicable (No 2nd reason)	IAP	12842	197	7542	353	5907	10334	2817	2765	2812	4510	2023	2044	1974	2538	58658

C. Third Reason

[VAR: ERAWHY3]

<u>RESPONSE</u>	<u>PUNCH</u>	<u>YEAR</u>														
		<u>1972-82</u>	<u>1982B</u>	<u>1983-87</u>	<u>1987B</u>	<u>1988-91</u>	<u>1993-98</u>	<u>2000</u>	<u>2002</u>	<u>2004</u>	<u>2006</u>	<u>2008</u>	<u>2010</u>	<u>2012</u>	<u>2014</u>	<u>ALL</u>
	1-19	90	15	0	0	0	0	0	0	0	0	0	0	0	0	105
	20-39	41	11	0	0	0	0	0	0	0	0	0	0	0	0	52
	40-59	59	8	0	0	0	0	0	0	0	0	0	0	0	0	67
	60-79	43	12	0	0	0	0	0	0	0	0	0	0	0	0	55
	80-97	39	1	0	0	0	0	0	0	0	0	0	0	0	0	40
Not applicable (No 3rd reason)	IAP	13354	307	7542	353	5907	10334	2817	2765	2812	4510	2023	2044	1974	2538	59280

REMARKS: See Appendix M for codes and distributions. See Appendix T, GSS Methodological Report No. 24. The response categories have been collapsed for convenience of display.

254. How important is the Equal Rights Amendment issue to you--would you say it is one of the most important, important, not very important, or not important at all?

[VAR: ERAIMP]

<u>RESPONSE</u>	<u>PUNCH</u>	<u>YEAR</u>														
		<u>1972-82</u>	<u>1982B</u>	<u>1983-87</u>	<u>1987B</u>	<u>1988-91</u>	<u>1993-98</u>	<u>2000</u>	<u>2002</u>	<u>2004</u>	<u>2006</u>	<u>2008</u>	<u>2010</u>	<u>2012</u>	<u>2014</u>	<u>ALL</u>
One of the most important	1	140	83	0	0	0	0	0	0	0	0	0	0	0	0	223
Important	2	634	181	0	0	0	0	0	0	0	0	0	0	0	0	815
Not very important	3	508	57	0	0	0	0	0	0	0	0	0	0	0	0	565
Not important at all	4	194	19	0	0	0	0	0	0	0	0	0	0	0	0	213
Don't know	8	28	11	0	0	0	0	0	0	0	0	0	0	0	0	39
No answer	9	2	3	0	0	0	0	0	0	0	0	0	0	0	0	5
Not applicable	IAP	12120	0	7542	353	5907	10334	2817	2765	2812	4510	2023	2044	1974	2538	57739

REMARKS: See Appendix T, GSS Methodological Report No. 24.

255. How much information do you have about the Equal Rights Amendment? Do you have all the information you need, most of the information, some information, or very little information?

[VAR: ERAINFO]

<u>RESPONSE</u>	<u>PUNCH</u>	<u>YEAR</u>														
		<u>1972-82</u>	<u>1982B</u>	<u>1983-87</u>	<u>1987B</u>	<u>1988-91</u>	<u>1993-98</u>	<u>2000</u>	<u>2002</u>	<u>2004</u>	<u>2006</u>	<u>2008</u>	<u>2010</u>	<u>2012</u>	<u>2014</u>	<u>ALL</u>
All the information	1	191	25	0	0	0	0	0	0	0	0	0	0	0	0	216
Most of the information	2	263	42	0	0	0	0	0	0	0	0	0	0	0	0	305
Some of the information	3	604	157	0	0	0	0	0	0	0	0	0	0	0	0	761
Very little information	4	432	123	0	0	0	0	0	0	0	0	0	0	0	0	555
Don't know	8	12	5	0	0	0	0	0	0	0	0	0	0	0	0	17
No answer	9	4	2	0	0	0	0	0	0	0	0	0	0	0	0	6
Not applicable	IAP	12120	0	7542	353	5907	10334	2817	2765	2812	4510	2023	2044	1974	2538	57739

REMARKS: See Appendix T, GSS Methodological Report No. 24.

256. How firm are you about (your opinion on/the way you feel about) the Equal Rights Amendment--would you say you are very likely to change (your opinion), somewhat likely to change, somewhat unlikely to change or very unlikely to change your opinion?

[VAR: ERAFIRM]

<u>RESPONSE</u>	<u>PUNCH</u>	<u>YEAR</u>														
		<u>1972-82</u>	<u>1982B</u>	<u>1983-87</u>	<u>1987B</u>	<u>1988-91</u>	<u>1993-98</u>	<u>2000</u>	<u>2002</u>	<u>2004</u>	<u>2006</u>	<u>2008</u>	<u>2010</u>	<u>2012</u>	<u>2014</u>	<u>ALL</u>
Very likely to change	1	51	15	0	0	0	0	0	0	0	0	0	0	0	0	66
Somewhat likely	2	298	58	0	0	0	0	0	0	0	0	0	0	0	0	356
Somewhat unlikely	3	426	99	0	0	0	0	0	0	0	0	0	0	0	0	525
Very unlikely	4	664	160	0	0	0	0	0	0	0	0	0	0	0	0	824
Don't know	8	61	19	0	0	0	0	0	0	0	0	0	0	0	0	80
No answer	9	6	3	0	0	0	0	0	0	0	0	0	0	0	0	9
Not applicable	IAP	12120	0	7542	353	5907	10334	2817	2765	2812	4510	2023	2044	1974	2538	57739

REMARKS: See Appendix T, GSS Methodological Report No. 24.

257. If the husband in a family wants children, but the wife decides that she does not want any children, is it all right for the wife to refuse to have children?

[VAR: FEBEAR]

<u>RESPONSE</u>	<u>PUNCH</u>	<u>YEAR</u>														
		<u>1972-82</u>	<u>1982B</u>	<u>1983-87</u>	<u>1987B</u>	<u>1988-91</u>	<u>1993-98</u>	<u>2000</u>	<u>2002</u>	<u>2004</u>	<u>2006</u>	<u>2008</u>	<u>2010</u>	<u>2012</u>	<u>2014</u>	<u>ALL</u>
Yes	1	902	0	0	0	0	576	0	0	0	0	0	0	0	0	1478
No	2	471	0	0	0	0	123	0	0	0	0	0	0	0	0	594
Don't know	8	147	0	0	0	0	49	0	0	0	0	0	0	0	0	196
No answer	9	10	0	0	0	0	7	0	0	0	0	0	0	0	0	17
Not applicable (SEE REMARKS)	IAP	12096	354	7542	353	5907	9579	2817	2765	2812	4510	2023	2044	1974	2538	57314

REMARKS: In 1996, this question was asked only on Form 2.

258. If there is a limited number of jobs, do you approve or disapprove of a married woman holding a job in business or industry when her husband is able to support her?

[VAR: FEWORKIF]

<u>RESPONSE</u>	<u>PUNCH</u>	<u>YEAR</u>														
		<u>1972-82</u>	<u>1982B</u>	<u>1983-87</u>	<u>1987B</u>	<u>1988-91</u>	<u>1993-98</u>	<u>2000</u>	<u>2002</u>	<u>2004</u>	<u>2006</u>	<u>2008</u>	<u>2010</u>	<u>2012</u>	<u>2014</u>	<u>ALL</u>
Approve	1	543	0	0	0	0	0	0	0	0	0	0	0	0	0	543
Disapprove	2	953	0	0	0	0	0	0	0	0	0	0	0	0	0	953
Don't know	8	30	0	0	0	0	0	0	0	0	0	0	0	0	0	30
No answer	9	4	0	0	0	0	0	0	0	0	0	0	0	0	0	4
Not applicable	IAP	12096	354	7542	353	5907	10334	2817	2765	2812	4510	2023	2044	1974	2538	58069

REMARKS: Variation of FEWORK.

259. Some religious and business groups have set up programs to encourage (Negro/Black) people to buy houses in white suburbs. Do you favor or oppose these voluntary programs to integrate white suburbs?

[VAR: RACSUBS]

<u>RESPONSE</u>	<u>PUNCH</u>	<u>YEAR</u>														
		<u>1972-82</u>	<u>1982B</u>	<u>1983-87</u>	<u>1987B</u>	<u>1988-91</u>	<u>1993-98</u>	<u>2000</u>	<u>2002</u>	<u>2004</u>	<u>2006</u>	<u>2008</u>	<u>2010</u>	<u>2012</u>	<u>2014</u>	<u>ALL</u>
Favor	1	585	0	0	0	0	0	0	0	0	0	0	0	0	0	585
Oppose	2	832	0	0	0	0	0	0	0	0	0	0	0	0	0	832
Don't Know	8	106	0	0	0	0	0	0	0	0	0	0	0	0	0	106
No answer	9	7	0	0	0	0	0	0	0	0	0	0	0	0	0	7
Not applicable	IAP	12096	354	7542	353	5907	10334	2817	2765	2812	4510	2023	2044	1974	2538	58069

260. What about the city government in white suburbs? Do you think they should encourage (Negro/Black) people to buy homes in the suburbs, should they discourage them, or should they leave it to private efforts?

[VAR: RACSUBGV]

<u>RESPONSE</u>	<u>PUNCH</u>	<u>YEAR</u>														
		<u>1972-82</u>	<u>1982B</u>	<u>1983-87</u>	<u>1987B</u>	<u>1988-91</u>	<u>1993-98</u>	<u>2000</u>	<u>2002</u>	<u>2004</u>	<u>2006</u>	<u>2008</u>	<u>2010</u>	<u>2012</u>	<u>2014</u>	<u>ALL</u>
Encourage	1	193	0	0	0	0	0	0	0	0	0	0	0	0	0	193
Discourage	2	146	0	0	0	0	0	0	0	0	0	0	0	0	0	146
Leave to private efforts	3	1130	0	0	0	0	0	0	0	0	0	0	0	0	0	1130
No opinion	8	55	0	0	0	0	0	0	0	0	0	0	0	0	0	55
No answer	9	6	0	0	0	0	0	0	0	0	0	0	0	0	0	6
Not applicable	IAP	12096	354	7542	353	5907	10334	2817	2765	2812	4510	2023	2044	1974	2538	58069

261. How would it make you feel if a close relative of yours were planning to marry a [(Negro/Black)/White]? Would you be very uneasy, somewhat uneasy, or not uneasy at all?

[VAR: RACMAREL]

<u>RESPONSE</u>	<u>PUNCH</u>	<u>YEAR</u>														
		<u>1972-82</u>	<u>1982B</u>	<u>1983-87</u>	<u>1987B</u>	<u>1988-91</u>	<u>1993-98</u>	<u>2000</u>	<u>2002</u>	<u>2004</u>	<u>2006</u>	<u>2008</u>	<u>2010</u>	<u>2012</u>	<u>2014</u>	<u>ALL</u>
Very uneasy	1	635	0	0	0	0	0	0	0	0	0	0	0	0	0	635
Somewhat uneasy	2	481	0	0	0	0	0	0	0	0	0	0	0	0	0	481
Not uneasy at all	3	370	0	0	0	0	0	0	0	0	0	0	0	0	0	370
Don't know	8	38	0	0	0	0	0	0	0	0	0	0	0	0	0	38
No answer	9	6	0	0	0	0	0	0	0	0	0	0	0	0	0	6
Not applicable	IAP	12096	354	7542	353	5907	10334	2817	2765	2812	4510	2023	2044	1974	2538	58069

262. Please tell me whether you agree or disagree with the following statements . . .

A. You can expect special problems with marriages between (Negroes/Blacks) and Whites.

[VAR: RACMARPR]

<u>RESPONSE</u>	<u>PUNCH</u>	<u>YEAR</u>														
		<u>1972-82</u>	<u>1982B</u>	<u>1983-87</u>	<u>1987B</u>	<u>1988-91</u>	<u>1993-98</u>	<u>2000</u>	<u>2002</u>	<u>2004</u>	<u>2006</u>	<u>2008</u>	<u>2010</u>	<u>2012</u>	<u>2014</u>	<u>ALL</u>
Agree	1	1332	0	0	0	0	0	0	0	0	0	0	0	0	0	1332
Disagree	2	161	0	0	0	0	0	0	0	0	0	0	0	0	0	161
Don't know	8	31	0	0	0	0	0	0	0	0	0	0	0	0	0	31
No answer	9	6	0	0	0	0	0	0	0	0	0	0	0	0	0	6
Not applicable	IAP	12096	354	7542	353	5907	10334	2817	2765	2812	4510	2023	2044	1974	2538	58069

B. You can expect special problems with (Negroes/Black) supervisors getting along with workers that are mostly White.

[VAR: RACSUPS]

<u>RESPONSE</u>	<u>PUNCH</u>	<u>YEAR</u>														
		<u>1972-82</u>	<u>1982B</u>	<u>1983-87</u>	<u>1987B</u>	<u>1988-91</u>	<u>1993-98</u>	<u>2000</u>	<u>2002</u>	<u>2004</u>	<u>2006</u>	<u>2008</u>	<u>2010</u>	<u>2012</u>	<u>2014</u>	<u>ALL</u>
Agree	1	714	0	0	0	0	0	0	0	0	0	0	0	0	0	714
Disagree	2	734	0	0	0	0	0	0	0	0	0	0	0	0	0	734
Don't know	8	76	0	0	0	0	0	0	0	0	0	0	0	0	0	76
No answer	9	6	0	0	0	0	0	0	0	0	0	0	0	0	0	6
Not applicable	IAP	12096	354	7542	353	5907	10334	2817	2765	2812	4510	2023	2044	1974	2538	58069

- C. A school board should not hire a person to teach if that person belongs to an organization that opposes school integration.

[VAR: RACTEACH]

<u>RESPONSE</u>	<u>PUNCH</u>	<u>YEAR</u>														
		<u>1972-82</u>	<u>1982B</u>	<u>1983-87</u>	<u>1987B</u>	<u>1988-91</u>	<u>1993-98</u>	<u>2000</u>	<u>2002</u>	<u>2004</u>	<u>2006</u>	<u>2008</u>	<u>2010</u>	<u>2012</u>	<u>2014</u>	<u>ALL</u>
Agree	1	707	0	0	0	0	0	0	0	0	0	0	0	0	0	707
Disagree	2	710	0	0	0	0	0	0	0	0	0	0	0	0	0	710
Don't know	8	103	0	0	0	0	0	0	0	0	0	0	0	0	0	103
No answer	9	10	0	0	0	0	0	0	0	0	0	0	0	0	0	10
Not applicable	IAP	12096	354	7542	353	5907	10334	2817	2765	2812	4510	2023	2044	1974	2538	58069

263. If you were driving through the neighborhoods in a city, would you go out of your way of your way to avoid going through a (Negro/Black/African-American) section?

[VAR: RACAVOID]

<u>RESPONSE</u>	<u>PUNCH</u>	<u>YEAR</u>														
		<u>1972-82</u>	<u>1982B</u>	<u>1983-87</u>	<u>1987B</u>	<u>1988-91</u>	<u>1993-98</u>	<u>2000</u>	<u>2002</u>	<u>2004</u>	<u>2006</u>	<u>2008</u>	<u>2010</u>	<u>2012</u>	<u>2014</u>	<u>ALL</u>
Yes	1	519	0	0	0	0	0	0	0	0	0	0	0	0	0	519
No	2	807	0	0	0	0	0	0	0	0	0	0	0	0	0	807
Don't know	8	26	0	0	0	0	0	0	0	0	0	0	0	0	0	26
No answer	9	2	0	0	0	0	0	0	0	0	0	0	0	0	0	2
Not applicable	IAP	12272	354	7542	353	5907	10334	2817	2765	2812	4510	2023	2044	1974	2538	58245

264. If you and your friends belonged to a social club that would not let [Whites/Negroes/Blacks] join, would you try to change the rules so that [Whites/(Negroes/Blacks/African-Americans)] could join?

[VAR: RACCHNG]

<u>RESPONSE</u>	<u>PUNCH</u>	<u>YEAR</u>														
		<u>1972-82</u>	<u>1982B</u>	<u>1983-87</u>	<u>1987B</u>	<u>1988-91</u>	<u>1993-98</u>	<u>2000</u>	<u>2002</u>	<u>2004</u>	<u>2006</u>	<u>2008</u>	<u>2010</u>	<u>2012</u>	<u>2014</u>	<u>ALL</u>
Yes	1	527	0	1706	0	2326	999	0	0	0	0	0	0	0	0	5558
No	2	723	0	1111	0	1255	448	0	0	0	0	0	0	0	0	3537
Wouldn't belong to club	3	8	0	0	0	0	0	0	0	0	0	0	0	0	0	8
Don't know	8	91	0	173	0	328	126	0	0	0	0	0	0	0	0	718
No answer	9	5	0	14	0	37	14	0	0	0	0	0	0	0	0	70
Not applicable	IAP	12272	354	4538	353	1961	8747	2817	2765	2812	4510	2023	2044	1974	2538	49708

- A. IF YES: If you could not get the rules changed, do you think you would resign from the club, even if your friends didn't?

[VAR: RACQUIT]

<u>RESPONSE</u>	<u>PUNCH</u>	<u>YEAR</u>														
		<u>1972-82</u>	<u>1982B</u>	<u>1983-87</u>	<u>1987B</u>	<u>1988-91</u>	<u>1993-98</u>	<u>2000</u>	<u>2002</u>	<u>2004</u>	<u>2006</u>	<u>2008</u>	<u>2010</u>	<u>2012</u>	<u>2014</u>	<u>ALL</u>
Yes	1	221	0	0	0	0	0	0	0	0	0	0	0	0	0	221
No	2	269	0	0	0	0	0	0	0	0	0	0	0	0	0	269
Don't know	8	37	0	0	0	0	0	0	0	0	0	0	0	0	0	37
No answer	9	5	0	0	0	0	0	0	0	0	0	0	0	0	0	5
Not applicable (Punches 2-9, IAP in RACCHNG)	IAP	13094	354	7542	353	5907	10334	2817	2765	2812	4510	2023	2044	1974	2538	59067

REMARKS: See Appendix N for across survey changes.

265. On the average (Negroes/Blacks/African-Americans) have worse jobs, income, and housing than white people.
Do you think these differences are . . .

- A. Mainly due to discrimination?

[VAR: RACDIF1]

<u>RESPONSE</u>	<u>PUNCH</u>	<u>YEAR</u>														
		<u>1972-82</u>	<u>1982B</u>	<u>1983-87</u>	<u>1987B</u>	<u>1988-91</u>	<u>1993-98</u>	<u>2000</u>	<u>2002</u>	<u>2004</u>	<u>2006</u>	<u>2008</u>	<u>2010</u>	<u>2012</u>	<u>2014</u>	<u>ALL</u>
Yes	1	528	0	1298	0	1755	2634	685	304	303	687	466	525	445	567	10197
No	2	759	0	1588	0	2389	3853	1062	575	563	1215	808	841	803	1049	15505
Don't know	8	60	0	108	0	221	368	121	28	37	83	51	55	48	52	1232
No answer	9	7	0	10	0	25	33	9	1	3	7	4	9	6	7	121
Not applicable	IAP	12272	354	4538	353	1517	3446	940	1857	1906	2518	694	614	672	863	32544

- B. Because most (Negroes/Blacks/African-Americans) have less in-born ability to learn?

[VAR: RACDIF2]

<u>RESPONSE</u>	<u>PUNCH</u>	<u>YEAR</u>														
		<u>1972-82</u>	<u>1982B</u>	<u>1983-87</u>	<u>1987B</u>	<u>1988-91</u>	<u>1993-98</u>	<u>2000</u>	<u>2002</u>	<u>2004</u>	<u>2006</u>	<u>2008</u>	<u>2010</u>	<u>2012</u>	<u>2014</u>	<u>ALL</u>
Yes	1	334	0	602	0	744	759	227	106	80	173	140	144	125	142	3576
No	2	947	0	2280	0	3447	5844	1573	781	804	1759	1158	1248	1146	1496	22483
Don't know	8	66	0	114	0	172	258	68	21	19	55	28	30	28	31	890
No answer	9	7	0	8	0	27	27	9	0	3	5	3	8	3	6	106
Not applicable	IAP	12272	354	4538	353	1517	3446	940	1857	1906	2518	694	614	672	863	32544

- C. Because most (Negroes/Blacks/African-Americans) don't have the chance for education that it takes to rise out of poverty?

[VAR: RACDIF3]

<u>RESPONSE</u>	<u>PUNCH</u>	<u>YEAR</u>														
		<u>1972-82</u>	<u>1982B</u>	<u>1983-87</u>	<u>1987B</u>	<u>1988-91</u>	<u>1993-98</u>	<u>2000</u>	<u>2002</u>	<u>2004</u>	<u>2006</u>	<u>2008</u>	<u>2010</u>	<u>2012</u>	<u>2014</u>	<u>ALL</u>
Yes	1	656	0	1566	0	2271	3210	845	390	373	878	600	664	552	723	12728
No	2	642	0	1360	0	1947	3384	948	491	500	1055	693	723	711	915	13369
Don't know	8	48	0	69	0	150	266	74	26	30	55	33	35	37	30	853
No answer	9	8	0	9	0	22	28	10	1	3	4	3	8	2	7	105
Not applicable	IAP	12272	354	4538	353	1517	3446	940	1857	1906	2518	694	614	672	863	32544

- D. Because most (Negroes/Blacks/African-Americans) just don't have the motivation or will power to pull themselves up out of poverty?

[VAR: RACDIF4]

<u>RESPONSE</u>	<u>PUNCH</u>	<u>YEAR</u>														
		<u>1972-82</u>	<u>1982B</u>	<u>1983-87</u>	<u>1987B</u>	<u>1988-91</u>	<u>1993-98</u>	<u>2000</u>	<u>2002</u>	<u>2004</u>	<u>2006</u>	<u>2008</u>	<u>2010</u>	<u>2012</u>	<u>2014</u>	<u>ALL</u>
Yes	1	836	0	1703	0	2454	3207	845	435	426	937	651	652	619	730	13495
No	2	434	0	1156	0	1663	3175	884	425	431	955	615	705	619	890	11952
Don't know	8	77	0	136	0	246	464	130	45	42	92	58	61	54	45	1450
No answer	9	7	0	9	0	27	42	18	3	7	8	5	12	10	10	158
Not applicable	IAP	12272	354	4538	353	1517	3446	940	1857	1906	2518	694	614	672	863	32544

REMARKS: Asked of Non-blacks only in 1977. See Appendix N for changes in wording across surveys.

266. How often would you say that you and your friends think about topics we've been discussing during the interview?
Would you say that you and your friends think about (READ EACH ITEM A-E) very often, sometimes, or almost never?

- A. Women's rights

[VAR: SALFERGT]

<u>RESPONSE</u>	<u>PUNCH</u>	<u>YEAR</u>														
		<u>1972-82</u>	<u>1982B</u>	<u>1983-87</u>	<u>1987B</u>	<u>1988-91</u>	<u>1993-98</u>	<u>2000</u>	<u>2002</u>	<u>2004</u>	<u>2006</u>	<u>2008</u>	<u>2010</u>	<u>2012</u>	<u>2014</u>	<u>ALL</u>
Very often	1	284	0	0	0	0	0	0	0	0	0	0	0	0	0	284
Sometimes	2	743	0	0	0	0	0	0	0	0	0	0	0	0	0	743
Almost never	3	495	0	0	0	0	0	0	0	0	0	0	0	0	0	495
Don't know	8	5	0	0	0	0	0	0	0	0	0	0	0	0	0	5
No answer	9	5	0	0	0	0	0	0	0	0	0	0	0	0	0	5
Not applicable	IAP	12094	354	7542	353	5907	10334	2817	2765	2812	4510	2023	2044	1974	2538	58067

B. The people running organized labor

[VAR: SALLABOR]

<u>RESPONSE</u>	<u>PUNCH</u>	<u>YEAR</u>														
		<u>1972-82</u>	<u>1982B</u>	<u>1983-87</u>	<u>1987B</u>	<u>1988-91</u>	<u>1993-98</u>	<u>2000</u>	<u>2002</u>	<u>2004</u>	<u>2006</u>	<u>2008</u>	<u>2010</u>	<u>2012</u>	<u>2014</u>	<u>ALL</u>
Very often	1	270	0	0	0	0	0	0	0	0	0	0	0	0	0	270
Sometimes	2	659	0	0	0	0	0	0	0	0	0	0	0	0	0	659
Almost never	3	587	0	0	0	0	0	0	0	0	0	0	0	0	0	587
Don't know	8	10	0	0	0	0	0	0	0	0	0	0	0	0	0	10
No answer	9	6	0	0	0	0	0	0	0	0	0	0	0	0	0	6
Not applicable	IAP	12094	354	7542	353	5907	10334	2817	2765	2812	4510	2023	2044	1974	2538	58067

C. Satisfaction with their present financial situation

[VAR: SALSATFN]

<u>RESPONSE</u>	<u>PUNCH</u>	<u>YEAR</u>														
		<u>1972-82</u>	<u>1982B</u>	<u>1983-87</u>	<u>1987B</u>	<u>1988-91</u>	<u>1993-98</u>	<u>2000</u>	<u>2002</u>	<u>2004</u>	<u>2006</u>	<u>2008</u>	<u>2010</u>	<u>2012</u>	<u>2014</u>	<u>ALL</u>
Very often	1	601	0	0	0	0	0	0	0	0	0	0	0	0	0	601
Sometimes	2	616	0	0	0	0	0	0	0	0	0	0	0	0	0	616
Almost never	3	302	0	0	0	0	0	0	0	0	0	0	0	0	0	302
Don't know	8	7	0	0	0	0	0	0	0	0	0	0	0	0	0	7
No answer	9	6	0	0	0	0	0	0	0	0	0	0	0	0	0	6
Not applicable	IAP	12094	354	7542	353	5907	10334	2817	2765	2812	4510	2023	2044	1974	2538	58067

D. Laws about abortions

[VAR: SALABORT]

<u>RESPONSE</u>	<u>PUNCH</u>	<u>YEAR</u>														
		<u>1972-82</u>	<u>1982B</u>	<u>1983-87</u>	<u>1987B</u>	<u>1988-91</u>	<u>1993-98</u>	<u>2000</u>	<u>2002</u>	<u>2004</u>	<u>2006</u>	<u>2008</u>	<u>2010</u>	<u>2012</u>	<u>2014</u>	<u>ALL</u>
Very often	1	162	0	0	0	0	0	0	0	0	0	0	0	0	0	162
Sometimes	2	634	0	0	0	0	0	0	0	0	0	0	0	0	0	634
Almost never	3	724	0	0	0	0	0	0	0	0	0	0	0	0	0	724
Don't know	8	5	0	0	0	0	0	0	0	0	0	0	0	0	0	5
No answer	9	7	0	0	0	0	0	0	0	0	0	0	0	0	0	7
Not applicable	IAP	12094	354	7542	353	5907	10334	2817	2765	2812	4510	2023	2044	1974	2538	58067

E. The scientific community

[VAR: SALSCI]

<u>RESPONSE</u>	<u>PUNCH</u>	<u>YEAR</u>														
		<u>1972-82</u>	<u>1982B</u>	<u>1983-87</u>	<u>1987B</u>	<u>1988-91</u>	<u>1993-98</u>	<u>2000</u>	<u>2002</u>	<u>2004</u>	<u>2006</u>	<u>2008</u>	<u>2010</u>	<u>2012</u>	<u>2014</u>	<u>ALL</u>
Very often	1	148	0	0	0	0	0	0	0	0	0	0	0	0	0	148
Sometimes	2	561	0	0	0	0	0	0	0	0	0	0	0	0	0	561
Almost never	3	785	0	0	0	0	0	0	0	0	0	0	0	0	0	785
Don't know	8	31	0	0	0	0	0	0	0	0	0	0	0	0	0	31
No answer	9	7	0	0	0	0	0	0	0	0	0	0	0	0	0	7
Not applicable	IAP	12094	354	7542	353	5907	10334	2817	2765	2812	4510	2023	2044	1974	2538	58067

REMARKS: FETHINK is a slight variant of SALFERGT.

267. Divorces during the last five years.

[VAR: DIVORCE5]

<u>RESPONSE</u>	<u>PUNCH</u>	<u>YEAR</u>														
		<u>1972-82</u>	<u>1982B</u>	<u>1983-87</u>	<u>1987B</u>	<u>1988-91</u>	<u>1993-98</u>	<u>2000</u>	<u>2002</u>	<u>2004</u>	<u>2006</u>	<u>2008</u>	<u>2010</u>	<u>2012</u>	<u>2014</u>	<u>ALL</u>
Not divorced	0	2671	0	5349	303	3481	1384	0	0	0	0	0	0	0	0	13188
Divorced during four years before last year	1	204	0	364	20	208	92	0	0	0	0	0	0	0	0	888
Divorced last year	2	67	0	125	3	80	37	0	0	0	0	0	0	0	0	312
Divorced during both periods	3	18	0	38	3	33	19	0	0	0	0	0	0	0	0	111
No answer	9	40	0	132	24	146	36	0	0	0	0	0	0	0	0	378
Not applicable	IAP	10626	354	1534	0	1959	8766	2817	2765	2812	4510	2023	2044	1974	2538	44722

REMARKS: See Appendix D: Recodes.

268. A. Number of relatives divorced last year.

[VAR: DIVREL1]

<u>RESPONSE</u>	<u>PUNCH</u>	<u>YEAR</u>														
		<u>1972-82</u>	<u>1982B</u>	<u>1983-87</u>	<u>1987B</u>	<u>1988-91</u>	<u>1993-98</u>	<u>2000</u>	<u>2002</u>	<u>2004</u>	<u>2006</u>	<u>2008</u>	<u>2010</u>	<u>2012</u>	<u>2014</u>	<u>ALL</u>
0	0	2618	0	2673	0	0	0	0	0	0	0	0	0	0	0	5291
1	1	343	0	286	0	0	0	0	0	0	0	0	0	0	0	629
2	2	35	0	106	0	0	0	0	0	0	0	0	0	0	0	141
3	3	3	0	5	0	0	0	0	0	0	0	0	0	0	0	8
4	4	1	0	2	0	0	0	0	0	0	0	0	0	0	0	3
Not applicable	IAP	10626	354	4470	353	5907	10334	2817	2765	2812	4510	2023	2044	1974	2538	53527

[VAR: UNEMP5] (Continued)

Unemployed last year and main earner and unemployed previous four years and not main earner	7	17	0	29	4	12	6	0	0	0	0	0	0	0	0	68
Unemployed last year and previous four years and main earner both periods	8	100	0	302	19	150	69	0	0	0	0	0	0	0	0	640
No answer	9	11	0	46	4	29	8	0	0	0	0	0	0	0	0	98
Not applicable	IAP	10626	354	1534	0	1959	8766	2817	2765	2812	4510	2023	2044	1974	2538	44722

270. A. Number of relatives unemployed during last year.

[VAR: UNREL1]

RESPONSE	PUNCH	YEAR														
		<u>1972-82</u>	<u>1982B</u>	<u>1983-87</u>	<u>1987B</u>	<u>1988-91</u>	<u>1993-98</u>	<u>2000</u>	<u>2002</u>	<u>2004</u>	<u>2006</u>	<u>2008</u>	<u>2010</u>	<u>2012</u>	<u>2014</u>	<u>ALL</u>
0	0	2177	0	1909	0	0	0	0	0	0	0	0	0	0	0	4086
1	1	685	0	881	0	0	0	0	0	0	0	0	0	0	0	1566
2	2	119	0	222	0	0	0	0	0	0	0	0	0	0	0	341
3	3	16	0	46	0	0	0	0	0	0	0	0	0	0	0	62
4	4	3	0	12	0	0	0	0	0	0	0	0	0	0	0	15
5	5	0	0	2	0	0	0	0	0	0	0	0	0	0	0	2
Not applicable	IAP	10626	354	4470	353	5907	10334	2817	2765	2812	4510	2023	2044	1974	2538	53527

B. Number or relatives unemployed during previous four years.

[VAR: UNREL4]

RESPONSE	PUNCH	YEAR														
		<u>1972-82</u>	<u>1982B</u>	<u>1983-87</u>	<u>1987B</u>	<u>1988-91</u>	<u>1993-98</u>	<u>2000</u>	<u>2002</u>	<u>2004</u>	<u>2006</u>	<u>2008</u>	<u>2010</u>	<u>2012</u>	<u>2014</u>	<u>ALL</u>
0	0	2060	0	1931	0	0	0	0	0	0	0	0	0	0	0	3991
1	1	778	0	905	0	0	0	0	0	0	0	0	0	0	0	1683
2	2	126	0	184	0	0	0	0	0	0	0	0	0	0	0	310
3	3	30	0	41	0	0	0	0	0	0	0	0	0	0	0	71
4	4	6	0	9	0	0	0	0	0	0	0	0	0	0	0	15
5	5	0	0	2	0	0	0	0	0	0	0	0	0	0	0	2
Not applicable	IAP	10626	354	4470	353	5907	10334	2817	2765	2812	4510	2023	2044	1974	2538	53527

REMARKS: See Appendix D: Recodes.

271. Hospitalization and disability during last five years.

[VAR: HOSDIS5]

<u>RESPONSE</u>	<u>PUNCH</u>	<u>YEAR</u>														
		<u>1972-82</u>	<u>1982B</u>	<u>1983-87</u>	<u>1987B</u>	<u>1988-91</u>	<u>1993-98</u>	<u>2000</u>	<u>2002</u>	<u>2004</u>	<u>2006</u>	<u>2008</u>	<u>2010</u>	<u>2012</u>	<u>2014</u>	<u>ALL</u>
Not hospitalized/ disabled	0	1689	0	3559	220	2354	945	0	0	0	0	0	0	0	0	8767
Hospitalized/disabled during four years before last year	1	663	0	1167	53	752	312	0	0	0	0	0	0	0	0	2947
Hospitalized/disabled last year	2	217	0	443	26	280	103	0	0	0	0	0	0	0	0	1069
Hospitalized/disabled during both periods	3	376	0	751	49	514	201	0	0	0	0	0	0	0	0	1891
No answer	9	55	0	88	5	48	7	0	0	0	0	0	0	0	0	203
Not applicable	IAP	10626	354	1534	0	1959	8766	2817	2765	2812	4510	2023	2044	1974	2538	44722

REMARKS: See Appendix D: Recodes.

272. A. Number of relatives hospitalized/disabled last year.

[VAR: HOSREL1]

<u>RESPONSE</u>	<u>PUNCH</u>	<u>YEAR</u>														
		<u>1972-82</u>	<u>1982B</u>	<u>1983-87</u>	<u>1987B</u>	<u>1988-91</u>	<u>1993-98</u>	<u>2000</u>	<u>2002</u>	<u>2004</u>	<u>2006</u>	<u>2008</u>	<u>2010</u>	<u>2012</u>	<u>2014</u>	<u>ALL</u>
0	0	1742	0	1921	0	0	0	0	0	0	0	0	0	0	0	3663
1	1	941	0	880	0	0	0	0	0	0	0	0	0	0	0	1821
2	2	237	0	204	0	0	0	0	0	0	0	0	0	0	0	441
3	3	65	0	51	0	0	0	0	0	0	0	0	0	0	0	116
4	4	10	0	10	0	0	0	0	0	0	0	0	0	0	0	20
5	5	4	0	6	0	0	0	0	0	0	0	0	0	0	0	10
6	6	1	0	0	0	0	0	0	0	0	0	0	0	0	0	1
Not applicable	IAP	10626	354	4470	353	5907	10334	2817	2765	2812	4510	2023	2044	1974	2538	53527

B. Number of relatives hospitalized/disabled during previous four years.

[VAR: HOSREL4]

RESPONSE	PUNCH	YEAR														
		<u>1972-82</u>	<u>1982B</u>	<u>1983-87</u>	<u>1987B</u>	<u>1988-91</u>	<u>1993-98</u>	<u>2000</u>	<u>2002</u>	<u>2004</u>	<u>2006</u>	<u>2008</u>	<u>2010</u>	<u>2012</u>	<u>2014</u>	<u>ALL</u>
0	0	1313	0	1489	0	0	0	0	0	0	0	0	0	0	0	2802
1	1	1054	0	1012	0	0	0	0	0	0	0	0	0	0	0	2066
2	2	403	0	370	0	0	0	0	0	0	0	0	0	0	0	773
3	3	138	0	133	0	0	0	0	0	0	0	0	0	0	0	271
4	4	55	0	47	0	0	0	0	0	0	0	0	0	0	0	102
5	5	26	0	14	0	0	0	0	0	0	0	0	0	0	0	40
6	6	8	0	6	0	0	0	0	0	0	0	0	0	0	0	14
7	7	3	0	1	0	0	0	0	0	0	0	0	0	0	0	4
Not applicable	IAP	10626	354	4470	353	5907	10334	2817	2765	2812	4510	2023	2044	1974	2538	53527

REMARKS: See Appendix D: Recodes.

273. A. Death of relatives during the last five years.

[VAR: DEATH5]

RESPONSE	PUNCH	YEAR														
		<u>1972-82</u>	<u>1982B</u>	<u>1983-87</u>	<u>1987B</u>	<u>1988-91</u>	<u>1993-98</u>	<u>2000</u>	<u>2002</u>	<u>2004</u>	<u>2006</u>	<u>2008</u>	<u>2010</u>	<u>2012</u>	<u>2014</u>	<u>ALL</u>
No deaths	0	1872	0	3874	207	2582	1029	0	0	0	0	0	0	0	0	9564
No deaths last year, one death during previous four years	1	578	0	1058	60	659	259	0	0	0	0	0	0	0	0	2614
No deaths last year, two or more deaths during previous four years	2	166	0	321	20	198	78	0	0	0	0	0	0	0	0	783
One death last year, none during previous four years	3	186	0	383	26	236	92	0	0	0	0	0	0	0	0	923
One death last year, one during previous four years	4	81	0	168	21	117	45	0	0	0	0	0	0	0	0	432
One death last year, two or more during previous four years	5	35	0	50	1	48	17	0	0	0	0	0	0	0	0	151
Two or more deaths last year, none during previous four years	6	33	0	69	7	36	17	0	0	0	0	0	0	0	0	162
Two or more deaths last year, one during previous four years	7	13	0	30	3	22	4	0	0	0	0	0	0	0	0	72
Two or more deaths last year, two or more during previous four years	8	12	0	13	3	10	5	0	0	0	0	0	0	0	0	43
No answer	9	24	0	42	5	40	22	0	0	0	0	0	0	0	0	133
Not applicable	IAP	10626	354	1534	0	1959	8766	2817	2765	2812	4510	2023	2044	1974	2538	44722

B. Number of relatives dying since respondent 16 years old and prior to the last five years.

[VAR: DEATH16]

<u>RESPONSE</u>	<u>PUNCH</u>	<u>YEAR</u>														
		<u>1972-82</u>	<u>1982B</u>	<u>1983-87</u>	<u>1987B</u>	<u>1988-91</u>	<u>1993-98</u>	<u>2000</u>	<u>2002</u>	<u>2004</u>	<u>2006</u>	<u>2008</u>	<u>2010</u>	<u>2012</u>	<u>2014</u>	<u>ALL</u>
0	0	1488	0	3006	194	2012	812	0	0	0	0	0	0	0	0	7512
1	1	476	0	1008	65	664	272	0	0	0	0	0	0	0	0	2485
2	2	348	0	610	45	383	153	0	0	0	0	0	0	0	0	1539
3	3	234	0	451	15	279	99	0	0	0	0	0	0	0	0	1078
4	4	178	0	359	10	243	93	0	0	0	0	0	0	0	0	883
5	5	132	0	287	13	187	67	0	0	0	0	0	0	0	0	686
6	6	91	0	189	9	112	41	0	0	0	0	0	0	0	0	442
7	7	35	0	78	2	54	24	0	0	0	0	0	0	0	0	193
8	8	16	0	15	0	11	5	0	0	0	0	0	0	0	0	47
9	9	2	0	5	0	3	2	0	0	0	0	0	0	0	0	12
Not applicable	IAP	10626	354	1534	0	1959	8766	2817	2765	2812	4510	2023	2044	1974	2538	44722

REMARKS: See Appendix D: Recodes.

274. A. Death of respondent's father

[VAR: PADEATH]

<u>RESPONSE</u>	<u>PUNCH</u>	<u>YEAR</u>														
		<u>1972-82</u>	<u>1982B</u>	<u>1983-87</u>	<u>1987B</u>	<u>1988-91</u>	<u>1993-98</u>	<u>2000</u>	<u>2002</u>	<u>2004</u>	<u>2006</u>	<u>2008</u>	<u>2010</u>	<u>2012</u>	<u>2014</u>	<u>ALL</u>
No death reported	0	1360	0	2881	162	1930	782	0	0	0	0	0	0	0	0	7115
Died before respondent was 16 years old	1	216	0	330	24	189	54	0	0	0	0	0	0	0	0	813
Died 6 or more years ago	2	1003	0	2000	76	1282	514	0	0	0	0	0	0	0	0	4875
Died 1 to 5 years ago	3	189	0	355	26	226	93	0	0	0	0	0	0	0	0	889
Died last year	4	89	0	159	21	88	30	0	0	0	0	0	0	0	0	387
Don't know	8	112	0	220	37	188	82	0	0	0	0	0	0	0	0	639
No answer	9	31	0	63	7	45	13	0	0	0	0	0	0	0	0	159
Not applicable	IAP	10626	354	1534	0	1959	8766	2817	2765	2812	4510	2023	2044	1974	2538	44722

B. Death of respondent's mother

[VAR: MADEATH]

<u>RESPONSE</u>	<u>PUNCH</u>	<u>YEAR</u>														
		<u>1972-82</u>	<u>1982B</u>	<u>1983-87</u>	<u>1987B</u>	<u>1988-91</u>	<u>1993-98</u>	<u>2000</u>	<u>2002</u>	<u>2004</u>	<u>2006</u>	<u>2008</u>	<u>2010</u>	<u>2012</u>	<u>2014</u>	<u>ALL</u>
No death reported	0	1782	0	3680	205	2417	962	0	0	0	0	0	0	0	0	9046
Died before respondent was 16 years old	1	75	0	105	8	75	39	0	0	0	0	0	0	0	0	302
Died 6 or more years ago	2	749	0	1484	67	980	403	0	0	0	0	0	0	0	0	3683
Died 1 to 5 years ago	3	165	0	297	21	182	64	0	0	0	0	0	0	0	0	729
Died last year	4	65	0	103	11	78	28	0	0	0	0	0	0	0	0	285
Don't know	8	135	0	270	36	196	68	0	0	0	0	0	0	0	0	705
No answer	9	29	0	69	5	20	4	0	0	0	0	0	0	0	0	127
Not applicable	IAP	10626	354	1534	0	1959	8766	2817	2765	2812	4510	2023	2044	1974	2538	44722

C. Death of child or child's spouse

[VAR: CHLDDTH]

<u>RESPONSE</u>	<u>PUNCH</u>	<u>YEAR</u>														
		<u>1972-82</u>	<u>1982B</u>	<u>1983-87</u>	<u>1987B</u>	<u>1988-91</u>	<u>1993-98</u>	<u>2000</u>	<u>2002</u>	<u>2004</u>	<u>2006</u>	<u>2008</u>	<u>2010</u>	<u>2012</u>	<u>2014</u>	<u>ALL</u>
No death reported	0	1954	0	3857	222	2562	1021	0	0	0	0	0	0	0	0	9616
Died after respondent 16 yrs old and prior to last five years	1	146	0	284	18	179	67	0	0	0	0	0	0	0	0	694
Died during four years prior to last year	2	48	0	77	6	59	18	0	0	0	0	0	0	0	0	208
Died last year	3	14	0	47	5	21	10	0	0	0	0	0	0	0	0	97
No answer	9	32	0	60	7	37	23	0	0	0	0	0	0	0	0	159
Not applicable (no children)	IAP	11432	354	3217	95	3049	9195	2817	2765	2812	4510	2023	2044	1974	2538	48825

D. Death of sibling or sibling-in-law

[VAR: SIBDEATH]

<u>RESPONSE</u>	<u>PUNCH</u>	<u>YEAR</u>														
		<u>1972-82</u>	<u>1982B</u>	<u>1983-87</u>	<u>1987B</u>	<u>1988-91</u>	<u>1993-98</u>	<u>2000</u>	<u>2002</u>	<u>2004</u>	<u>2006</u>	<u>2008</u>	<u>2010</u>	<u>2012</u>	<u>2014</u>	<u>ALL</u>
No death reported	0	1934	0	3909	209	2788	1152	0	0	0	0	0	0	0	0	9992
Died after respondent 16 yrs old and prior to last five years	1	394	0	853	54	474	157	0	0	0	0	0	0	0	0	1932
Died during four years prior to last year	2	317	0	603	41	302	107	0	0	0	0	0	0	0	0	1370
Died last year	3	153	0	307	20	163	41	0	0	0	0	0	0	0	0	684
No answer	9	31	0	48	6	37	15	0	0	0	0	0	0	0	0	137
Not applicable (no siblings)	IAP	10797	354	1822	23	2143	8862	2817	2765	2812	4510	2023	2044	1974	2538	45484

E. Death of spouse

[VAR: SPDEATH]

<u>RESPONSE</u>	<u>PUNCH</u>	<u>YEAR</u>														
		<u>1972-82</u>	<u>1982B</u>	<u>1983-87</u>	<u>1987B</u>	<u>1988-91</u>	<u>1993-98</u>	<u>2000</u>	<u>2002</u>	<u>2004</u>	<u>2006</u>	<u>2008</u>	<u>2010</u>	<u>2012</u>	<u>2014</u>	<u>ALL</u>
No death reported	0	2139	0	4137	187	2655	1076	0	0	0	0	0	0	0	0	10194
Died after respondent 16 yrs old and prior to last five years	1	224	0	469	36	312	122	0	0	0	0	0	0	0	0	1163
Died during four years prior to last year	2	86	0	181	12	112	45	0	0	0	0	0	0	0	0	436
Died last year	3	40	0	76	10	52	15	0	0	0	0	0	0	0	0	193
No answer	9	32	0	56	4	31	19	0	0	0	0	0	0	0	0	142
Not applicable (never married)	IAP	11105	354	2623	104	2745	9057	2817	2765	2812	4510	2023	2044	1974	2538	47471

REMARKS: See Appendix D: Recodes.

275. A. Number of traumatic events (deaths, divorces, unemployment, and hospitalizations-disabilities) happening to respondent last year.

[VAR: TRAUMA1]

<u>RESPONSE</u>	<u>PUNCH</u>	<u>YEAR</u>														
		<u>1972-82</u>	<u>1982B</u>	<u>1983-87</u>	<u>1987B</u>	<u>1988-91</u>	<u>1993-98</u>	<u>2000</u>	<u>2002</u>	<u>2004</u>	<u>2006</u>	<u>2008</u>	<u>2010</u>	<u>2012</u>	<u>2014</u>	<u>ALL</u>
0	0	1770	0	3437	174	2288	941	0	0	0	0	0	0	0	0	8610
1	1	935	0	1872	114	1160	428	0	0	0	0	0	0	0	0	4509
2	2	168	0	398	28	226	118	0	0	0	0	0	0	0	0	938
3	3	9	0	24	2	21	10	0	0	0	0	0	0	0	0	66
4	4	2	0	1	0	0	1	0	0	0	0	0	0	0	0	4
No answer	9	116	0	276	35	253	70	0	0	0	0	0	0	0	0	750
Not applicable	IAP	10626	354	1534	0	1959	8766	2817	2765	2812	4510	2023	2044	1974	2538	44722

- B. Number of traumatic events (deaths, divorces, unemployment, and hospitalizations/disabilities) happening to respondent during last five years.

[VAR: TRAUMA5]

<u>RESPONSE</u>	<u>PUNCH</u>	<u>YEAR</u>														
		<u>1972-82</u>	<u>1982B</u>	<u>1983-87</u>	<u>1987B</u>	<u>1988-91</u>	<u>1993-98</u>	<u>2000</u>	<u>2002</u>	<u>2004</u>	<u>2006</u>	<u>2008</u>	<u>2010</u>	<u>2012</u>	<u>2014</u>	<u>ALL</u>
0	0	735	0	1574	84	1143	453	0	0	0	0	0	0	0	0	3989
1	1	1268	0	2469	135	1506	606	0	0	0	0	0	0	0	0	5984
2	2	730	0	1379	79	868	349	0	0	0	0	0	0	0	0	3405
3	3	134	0	273	19	158	85	0	0	0	0	0	0	0	0	669
4	4	17	0	37	1	20	5	0	0	0	0	0	0	0	0	80
No answer	9	116	0	276	35	253	70	0	0	0	0	0	0	0	0	750
Not applicable	IAP	10626	354	1534	0	1959	8766	2817	2765	2812	4510	2023	2044	1974	2538	44722

REMARKS: See Appendix D: Recodes.

276. A. Number of traumatic events (divorces, unemployment, hospitalizations/disabilities) happening to respondent's relatives last year.

[VAR: TRAREL1]

<u>RESPONSE</u>	<u>PUNCH</u>	<u>YEAR</u>														
		<u>1972-82</u>	<u>1982B</u>	<u>1983-87</u>	<u>1987B</u>	<u>1988-91</u>	<u>1993-98</u>	<u>2000</u>	<u>2002</u>	<u>2004</u>	<u>2006</u>	<u>2008</u>	<u>2010</u>	<u>2012</u>	<u>2014</u>	<u>ALL</u>
0	0	1215	0	1143	0	0	0	0	0	0	0	0	0	0	0	2358
1	1	1195	0	1241	0	0	0	0	0	0	0	0	0	0	0	2436
2	2	502	0	592	0	0	0	0	0	0	0	0	0	0	0	1094
3	3	88	0	96	0	0	0	0	0	0	0	0	0	0	0	184
Not applicable	IAP	10626	354	4470	353	5907	10334	2817	2765	2812	4510	2023	2044	1974	2538	53527

- B. Number of traumatic events (divorces, unemployment, hospitalizations/disabilities) happening to respondent's relatives during last five years.

[VAR: TRAREL5]

<u>RESPONSE</u>	<u>PUNCH</u>	<u>YEAR</u>														
		<u>1972-82</u>	<u>1982B</u>	<u>1983-87</u>	<u>1987B</u>	<u>1988-91</u>	<u>1993-98</u>	<u>2000</u>	<u>2002</u>	<u>2004</u>	<u>2006</u>	<u>2008</u>	<u>2010</u>	<u>2012</u>	<u>2014</u>	<u>ALL</u>
0	0	562	0	568	0	0	0	0	0	0	0	0	0	0	0	1130
1	1	1127	0	1070	0	0	0	0	0	0	0	0	0	0	0	2197
2	2	922	0	991	0	0	0	0	0	0	0	0	0	0	0	1913
3	3	389	0	443	0	0	0	0	0	0	0	0	0	0	0	832
Not applicable	IAP	10626	354	4470	353	5907	10334	2817	2765	2812	4510	2023	2044	1974	2538	53527

REMARKS: See Appendix D: Recodes.

277. A. Total number of traumatic events happening to respondent and relatives last year.

[VAR: TRATOT1]

<u>RESPONSE</u>	<u>PUNCH</u>	<u>YEAR</u>														
		<u>1972-82</u>	<u>1982B</u>	<u>1983-87</u>	<u>1987B</u>	<u>1988-91</u>	<u>1993-98</u>	<u>2000</u>	<u>2002</u>	<u>2004</u>	<u>2006</u>	<u>2008</u>	<u>2010</u>	<u>2012</u>	<u>2014</u>	<u>ALL</u>
0	0	809	0	728	0	0	0	0	0	0	0	0	0	0	0	1537
1	1	964	0	1014	0	0	0	0	0	0	0	0	0	0	0	1978
2	2	715	0	743	0	0	0	0	0	0	0	0	0	0	0	1458
3	3	311	0	369	0	0	0	0	0	0	0	0	0	0	0	680
4	4	70	0	97	0	0	0	0	0	0	0	0	0	0	0	167
5	5	14	0	19	0	0	0	0	0	0	0	0	0	0	0	33
6	6	1	0	1	0	0	0	0	0	0	0	0	0	0	0	2
No answer	9	116	0	101	0	0	0	0	0	0	0	0	0	0	0	217
Not applicable	IAP	10626	354	4470	353	5907	10334	2817	2765	2812	4510	2023	2044	1974	2538	53527

B. Total number of traumatic events happening to respondent and relatives during last five years?

[VAR: TRATOT5]

<u>RESPONSE</u>	<u>PUNCH</u>	<u>YEAR</u>														
		<u>1972-82</u>	<u>1982B</u>	<u>1983-87</u>	<u>1987B</u>	<u>1988-91</u>	<u>1993-98</u>	<u>2000</u>	<u>2002</u>	<u>2004</u>	<u>2006</u>	<u>2008</u>	<u>2010</u>	<u>2012</u>	<u>2014</u>	<u>ALL</u>
0	0	187	0	190	0	0	0	0	0	0	0	0	0	0	0	377
1	1	516	0	547	0	0	0	0	0	0	0	0	0	0	0	1063
2	2	795	0	789	0	0	0	0	0	0	0	0	0	0	0	1584
3	3	728	0	727	0	0	0	0	0	0	0	0	0	0	0	1455
4	4	437	0	453	0	0	0	0	0	0	0	0	0	0	0	890
5	5	170	0	214	0	0	0	0	0	0	0	0	0	0	0	384
6	6	47	0	47	0	0	0	0	0	0	0	0	0	0	0	94
7	7	4	0	4	0	0	0	0	0	0	0	0	0	0	0	8
No answer	9	116	0	101	0	0	0	0	0	0	0	0	0	0	0	217
Not applicable	IAP	10626	354	4470	353	5907	10334	2817	2765	2812	4510	2023	2044	1974	2538	53527

REMARKS: See Appendix D: Recode.

278. Some people believe that we should spend much less money for defense. Suppose these people are at one end of the scale at point number 1. Others feel that defense spending should be greatly increased. Suppose these people are at the other end, at point 7. And, of course, some other people have opinions somewhere in between at points 2, 3, 4, 5, or 6. ENTER CODE IN BOXES.

HAND CARD AY

A. Where would you place yourself on this scale, or haven't you thought much about this?

[VAR: DEFSPDR]

RESPONSE	PUNCH	YEAR														
		1972-82	1982B	1983-87	1987B	1988-91	1993-98	2000	2002	2004	2006	2008	2010	2012	2014	ALL
1-Greatly decrease	1	47	0	0	0	0	0	0	0	0	0	0	0	0	0	47
2	2	49	0	0	0	0	0	0	0	0	0	0	0	0	0	49
3	3	97	0	0	0	0	0	0	0	0	0	0	0	0	0	97
4	4	308	0	0	0	0	0	0	0	0	0	0	0	0	0	308
5	5	335	0	0	0	0	0	0	0	0	0	0	0	0	0	335
6	6	189	0	0	0	0	0	0	0	0	0	0	0	0	0	189
7-Greatly increase	7	278	0	0	0	0	0	0	0	0	0	0	0	0	0	278
Haven't thought much	0	135	0	0	0	0	0	0	0	0	0	0	0	0	0	135
Don't know	8	25	0	0	0	0	0	0	0	0	0	0	0	0	0	25
No answer	9	5	0	0	0	0	0	0	0	0	0	0	0	0	0	5
Not applicable	IAP	12158	354	7542	353	5907	10334	2817	2765	2812	4510	2023	2044	1974	2538	58131

B. Where would you place what the federal government is doing at the present time?

[VAR: DEFSPDFG]

RESPONSE	PUNCH	YEAR														
		1972-82	1982B	1983-87	1987B	1988-91	1993-98	2000	2002	2004	2006	2008	2010	2012	2014	ALL
1-Greatly decrease	1	63	0	0	0	0	0	0	0	0	0	0	0	0	0	63
2	2	128	0	0	0	0	0	0	0	0	0	0	0	0	0	128
3	3	317	0	0	0	0	0	0	0	0	0	0	0	0	0	317
4	4	347	0	0	0	0	0	0	0	0	0	0	0	0	0	347
5	5	207	0	0	0	0	0	0	0	0	0	0	0	0	0	207
6	6	123	0	0	0	0	0	0	0	0	0	0	0	0	0	123
7-Greatly increase	7	92	0	0	0	0	0	0	0	0	0	0	0	0	0	92
Haven't thought much	0	84	0	0	0	0	0	0	0	0	0	0	0	0	0	84
Don't know	8	99	0	0	0	0	0	0	0	0	0	0	0	0	0	99
No answer	9	8	0	0	0	0	0	0	0	0	0	0	0	0	0	8
Not applicable	IAP	12158	354	7542	353	5907	10334	2817	2765	2812	4510	2023	2044	1974	2538	58131

REMARKS: Card AY contained responses 1-7. See Appendix T, GSS Methodological Report No. 14.

279. Some people feel that the government in Washington should make every possible effort to improve the social and economic position of blacks and other minority groups, even if it means giving them preferential treatment. (Suppose these people are at one end of the scale at point number 1.) Others feel that the government should not make any special effort to help minorities because they should help themselves. (Suppose these people are at the other end, at point 7. And of course, some other people have opinions somewhere in between at points (2, 3, 4, 5, or 6.) ENTER CODE IN BOXES.

HAND
CARD AZ

A. Where would you place yourself on this scale, or haven't you thought much about this?

[VAR: HLPMINR]

RESPONSE	PUNCH	YEAR														
		<u>1972-82</u>	<u>1982B</u>	<u>1983-87</u>	<u>1987B</u>	<u>1988-91</u>	<u>1993-98</u>	<u>2000</u>	<u>2002</u>	<u>2004</u>	<u>2006</u>	<u>2008</u>	<u>2010</u>	<u>2012</u>	<u>2014</u>	<u>ALL</u>
1-Government should help	1	68	0	0	0	0	0	0	0	0	0	0	0	0	0	68
2	2	70	0	0	0	0	0	0	0	0	0	0	0	0	0	70
3	3	139	0	0	0	0	0	0	0	0	0	0	0	0	0	139
4	4	339	0	0	0	0	0	0	0	0	0	0	0	0	0	339
5	5	242	0	0	0	0	0	0	0	0	0	0	0	0	0	242
6	6	207	0	0	0	0	0	0	0	0	0	0	0	0	0	207
7-Minority should help themselves	7	296	0	0	0	0	0	0	0	0	0	0	0	0	0	296
Haven't thought much	0	80	0	0	0	0	0	0	0	0	0	0	0	0	0	80
Don't know	8	23	0	0	0	0	0	0	0	0	0	0	0	0	0	23
No answer	9	4	0	0	0	0	0	0	0	0	0	0	0	0	0	4
Not applicable	IAP	12158	354	7542	353	5907	10334	2817	2765	2812	4510	2023	2044	1974	2538	58131

B. Where would you place what the federal government is doing at the present time?

[VAR: HLPMINFG]

<u>RESPONSE</u>	<u>PUNCH</u>	<u>YEAR</u>														
		<u>1972-82</u>	<u>1982B</u>	<u>1983-87</u>	<u>1987B</u>	<u>1988-91</u>	<u>1993-98</u>	<u>2000</u>	<u>2002</u>	<u>2004</u>	<u>2006</u>	<u>2008</u>	<u>2010</u>	<u>2012</u>	<u>2014</u>	<u>ALL</u>
1-Government should help	1	245	0	0	0	0	0	0	0	0	0	0	0	0	0	245
2	2	278	0	0	0	0	0	0	0	0	0	0	0	0	0	278
3	3	254	0	0	0	0	0	0	0	0	0	0	0	0	0	254
4	4	221	0	0	0	0	0	0	0	0	0	0	0	0	0	221
5	5	140	0	0	0	0	0	0	0	0	0	0	0	0	0	140
6	6	99	0	0	0	0	0	0	0	0	0	0	0	0	0	99
7-Minority should help themselves	7	51	0	0	0	0	0	0	0	0	0	0	0	0	0	51
Haven't thought much	0	61	0	0	0	0	0	0	0	0	0	0	0	0	0	61
Don't know	8	113	0	0	0	0	0	0	0	0	0	0	0	0	0	113
No answer	9	6	0	0	0	0	0	0	0	0	0	0	0	0	0	6
Not applicable	IAP	12158	354	7542	353	5907	10334	2817	2765	2812	4510	2023	2044	1974	2538	58131

REMARKS: Card AZ contained responses 1-7. See Appendix T, GSS Methodological Report No. 14.

280. Some people think the government should provide fewer services, even in areas such as health and education, in order to reduce spending. Other people feel it is important for the government to continue the services it now provides even if it means no reduction in spending. ENTER CODE IN BOXES.

HAND CARD BA

A. Where would you place yourself on this scale, or haven't you thought much about this?

[VAR: CUTSPDR]

RESPONSE	PUNCH	YEAR														
		1972-82	1982B	1983-87	1987B	1988-91	1993-98	2000	2002	2004	2006	2008	2010	2012	2014	ALL
1-Government should reduce	1	121	0	0	0	0	0	0	0	0	0	0	0	0	0	121
2	2	123	0	0	0	0	0	0	0	0	0	0	0	0	0	123
3	3	179	0	0	0	0	0	0	0	0	0	0	0	0	0	179
4	4	271	0	0	0	0	0	0	0	0	0	0	0	0	0	271
5	5	195	0	0	0	0	0	0	0	0	0	0	0	0	0	195
6	6	158	0	0	0	0	0	0	0	0	0	0	0	0	0	158
7-Government should continue	7	261	0	0	0	0	0	0	0	0	0	0	0	0	0	261
Haven't thought much	0	121	0	0	0	0	0	0	0	0	0	0	0	0	0	121
Don't know	8	35	0	0	0	0	0	0	0	0	0	0	0	0	0	35
No answer	9	4	0	0	0	0	0	0	0	0	0	0	0	0	0	4
Not applicable	IAP	12158	354	7542	353	5907	10334	2817	2765	2812	4510	2023	2044	1974	2538	58131

B. Where would you place what the federal government is doing at the present time?

[VAR: CUTSPDFG]

RESPONSE	PUNCH	YEAR														
		1972-82	1982B	1983-87	1987B	1988-91	1993-98	2000	2002	2004	2006	2008	2010	2012	2014	ALL
1-Government should reduce	1	33	0	0	0	0	0	0	0	0	0	0	0	0	0	33
2	2	66	0	0	0	0	0	0	0	0	0	0	0	0	0	66
3	3	143	0	0	0	0	0	0	0	0	0	0	0	0	0	143
4	4	285	0	0	0	0	0	0	0	0	0	0	0	0	0	285
5	5	279	0	0	0	0	0	0	0	0	0	0	0	0	0	279
6	6	249	0	0	0	0	0	0	0	0	0	0	0	0	0	249
7-Government should continue	7	233	0	0	0	0	0	0	0	0	0	0	0	0	0	233
Haven't thought much	0	74	0	0	0	0	0	0	0	0	0	0	0	0	0	74
Don't know	8	101	0	0	0	0	0	0	0	0	0	0	0	0	0	101
No answer	9	5	0	0	0	0	0	0	0	0	0	0	0	0	0	5
Not applicable	IAP	12158	354	7542	353	5907	10334	2817	2765	2812	4510	2023	2044	1974	2538	58131

REMARKS: Card BA contained responses 1-7. See Appendix T, GSS Methodological Report No. 14.

281. On these cards are various aspects of life. We would like to know how important each of these aspects of life is for you. On each of these cards you see on the right hand side a scale with seven points. The lowest point with number 1 indicates that this aspect of life is unimportant to you. Point 7 at the top indicates that particular aspect of life is very important to you. The numbers in between indicate varying degrees of importance. Please take a look at all the cards first. Then, tell me for each card its letter and the number you've decided on. SHUFFLE THE SET OF BLUE CARDS BEFORE HANDING TO RESPONDENT.

HAND BLUE
CARD

A. One's own family and children.

[VAR: IMPFAM]

RESPONSE	PUNCH	YEAR														
		1972-82	1982B	1983-87	1987B	1988-91	1993-98	2000	2002	2004	2006	2008	2010	2012	2014	ALL
1-Unimportant	1	19	7	0	0	0	0	0	0	0	0	0	0	0	0	26
2	2	6	2	0	0	0	0	0	0	0	0	0	0	0	0	8
3	3	10	3	0	0	0	0	0	0	0	0	0	0	0	0	13
4	4	10	2	0	0	0	0	0	0	0	0	0	0	0	0	12
5	5	34	14	0	0	0	0	0	0	0	0	0	0	0	0	48
6	6	63	19	0	0	0	0	0	0	0	0	0	0	0	0	82
7-Important	7	1344	303	0	0	0	0	0	0	0	0	0	0	0	0	1647
Don't know	8	1	1	0	0	0	0	0	0	0	0	0	0	0	0	2
No answer	9	19	3	0	0	0	0	0	0	0	0	0	0	0	0	22
Not applicable	IAP	12120	0	7542	353	5907	10334	2817	2765	2812	4510	2023	2044	1974	2538	57739

B. Career and work.

[VAR: IMPWORK]

RESPONSE	PUNCH	YEAR														
		1972-82	1982B	1983-87	1987B	1988-91	1993-98	2000	2002	2004	2006	2008	2010	2012	2014	ALL
1-Unimportant	1	64	17	0	0	0	0	0	0	0	0	0	0	0	0	81
2	2	25	7	0	0	0	0	0	0	0	0	0	0	0	0	32
3	3	53	2	0	0	0	0	0	0	0	0	0	0	0	0	55
4	4	111	19	0	0	0	0	0	0	0	0	0	0	0	0	130
5	5	242	38	0	0	0	0	0	0	0	0	0	0	0	0	280
6	6	352	85	0	0	0	0	0	0	0	0	0	0	0	0	437
7-Important	7	641	181	0	0	0	0	0	0	0	0	0	0	0	0	822
Don't know	8	3	1	0	0	0	0	0	0	0	0	0	0	0	0	4
No answer	9	15	4	0	0	0	0	0	0	0	0	0	0	0	0	19
Not applicable	IAP	12120	0	7542	353	5907	10334	2817	2765	2812	4510	2023	2044	1974	2538	57739

C. Free time and relaxation.

[VAR: IMPRELAX]

<u>RESPONSE</u>	<u>PUNCH</u>	<u>YEAR</u>														
		<u>1972-82</u>	<u>1982B</u>	<u>1983-87</u>	<u>1987B</u>	<u>1988-91</u>	<u>1993-98</u>	<u>2000</u>	<u>2002</u>	<u>2004</u>	<u>2006</u>	<u>2008</u>	<u>2010</u>	<u>2012</u>	<u>2014</u>	<u>ALL</u>
1-Unimportant	1	26	8	0	0	0	0	0	0	0	0	0	0	0	0	34
2	2	50	8	0	0	0	0	0	0	0	0	0	0	0	0	58
3	3	76	22	0	0	0	0	0	0	0	0	0	0	0	0	98
4	4	152	36	0	0	0	0	0	0	0	0	0	0	0	0	188
5	5	354	75	0	0	0	0	0	0	0	0	0	0	0	0	429
6	6	281	68	0	0	0	0	0	0	0	0	0	0	0	0	349
7-Important	7	546	132	0	0	0	0	0	0	0	0	0	0	0	0	678
Don't know	8	5	1	0	0	0	0	0	0	0	0	0	0	0	0	6
No answer	9	16	4	0	0	0	0	0	0	0	0	0	0	0	0	20
Not applicable	IAP	12120	0	7542	353	5907	10334	2817	2765	2812	4510	2023	2044	1974	2538	57739

D. Friends and acquaintances.

[VAR: IMPFRIEND]

<u>RESPONSE</u>	<u>PUNCH</u>	<u>YEAR</u>														
		<u>1972-82</u>	<u>1982B</u>	<u>1983-87</u>	<u>1987B</u>	<u>1988-91</u>	<u>1993-98</u>	<u>2000</u>	<u>2002</u>	<u>2004</u>	<u>2006</u>	<u>2008</u>	<u>2010</u>	<u>2012</u>	<u>2014</u>	<u>ALL</u>
1-Unimportant	1	9	4	0	0	0	0	0	0	0	0	0	0	0	0	13
2	2	23	9	0	0	0	0	0	0	0	0	0	0	0	0	32
3	3	58	11	0	0	0	0	0	0	0	0	0	0	0	0	69
4	4	159	44	0	0	0	0	0	0	0	0	0	0	0	0	203
5	5	281	92	0	0	0	0	0	0	0	0	0	0	0	0	373
6	6	364	84	0	0	0	0	0	0	0	0	0	0	0	0	448
7-Important	7	593	106	0	0	0	0	0	0	0	0	0	0	0	0	699
Don't know	8	3	1	0	0	0	0	0	0	0	0	0	0	0	0	4
No answer	9	16	3	0	0	0	0	0	0	0	0	0	0	0	0	19
Not applicable	IAP	12120	0	7542	353	5907	10334	2817	2765	2812	4510	2023	2044	1974	2538	57739

E. Relatives.

[VAR: IMPKIN]

<u>RESPONSE</u>	<u>PUNCH</u>	<u>YEAR</u>														
		<u>1972-82</u>	<u>1982B</u>	<u>1983-87</u>	<u>1987B</u>	<u>1988-91</u>	<u>1993-98</u>	<u>2000</u>	<u>2002</u>	<u>2004</u>	<u>2006</u>	<u>2008</u>	<u>2010</u>	<u>2012</u>	<u>2014</u>	<u>ALL</u>
1-Unimportant	1	23	6	0	0	0	0	0	0	0	0	0	0	0	0	29
2	2	26	6	0	0	0	0	0	0	0	0	0	0	0	0	32
3	3	59	17	0	0	0	0	0	0	0	0	0	0	0	0	76
4	4	129	14	0	0	0	0	0	0	0	0	0	0	0	0	143
5	5	201	40	0	0	0	0	0	0	0	0	0	0	0	0	241
6	6	309	68	0	0	0	0	0	0	0	0	0	0	0	0	377
7-Important	7	739	199	0	0	0	0	0	0	0	0	0	0	0	0	938
Don't know	8	3	1	0	0	0	0	0	0	0	0	0	0	0	0	4
No answer	9	17	3	0	0	0	0	0	0	0	0	0	0	0	0	20
Not applicable	IAP	12120	0	7542	353	5907	10334	2817	2765	2812	4510	2023	2044	1974	2538	57739

F. Religion and church.

[VAR: IMPCHURH]

<u>RESPONSE</u>	<u>PUNCH</u>	<u>YEAR</u>														
		<u>1972-82</u>	<u>1982B</u>	<u>1983-87</u>	<u>1987B</u>	<u>1988-91</u>	<u>1993-98</u>	<u>2000</u>	<u>2002</u>	<u>2004</u>	<u>2006</u>	<u>2008</u>	<u>2010</u>	<u>2012</u>	<u>2014</u>	<u>ALL</u>
1-Unimportant	1	73	8	0	0	0	0	0	0	0	0	0	0	0	0	81
2	2	74	6	0	0	0	0	0	0	0	0	0	0	0	0	80
3	3	91	15	0	0	0	0	0	0	0	0	0	0	0	0	106
4	4	142	16	0	0	0	0	0	0	0	0	0	0	0	0	158
5	5	221	41	0	0	0	0	0	0	0	0	0	0	0	0	262
6	6	205	46	0	0	0	0	0	0	0	0	0	0	0	0	251
7-Important	7	680	218	0	0	0	0	0	0	0	0	0	0	0	0	898
Don't know	8	2	1	0	0	0	0	0	0	0	0	0	0	0	0	3
No answer	9	18	3	0	0	0	0	0	0	0	0	0	0	0	0	21
Not applicable	IAP	12120	0	7542	353	5907	10334	2817	2765	2812	4510	2023	2044	1974	2538	57739

G. Politics and public life.

[VAR: IMPPOL]

<u>RESPONSE</u>	<u>PUNCH</u>	<u>YEAR</u>														
		<u>1972-82</u>	<u>1982B</u>	<u>1983-87</u>	<u>1987B</u>	<u>1988-91</u>	<u>1993-98</u>	<u>2000</u>	<u>2002</u>	<u>2004</u>	<u>2006</u>	<u>2008</u>	<u>2010</u>	<u>2012</u>	<u>2014</u>	<u>ALL</u>
1-Unimportant	1	199	43	0	0	0	0	0	0	0	0	0	0	0	0	242
2	2	146	30	0	0	0	0	0	0	0	0	0	0	0	0	176
3	3	199	36	0	0	0	0	0	0	0	0	0	0	0	0	235
4	4	306	66	0	0	0	0	0	0	0	0	0	0	0	0	372
5	5	309	73	0	0	0	0	0	0	0	0	0	0	0	0	382
6	6	182	48	0	0	0	0	0	0	0	0	0	0	0	0	230
7-Important	7	146	53	0	0	0	0	0	0	0	0	0	0	0	0	199
Don't know	8	2	1	0	0	0	0	0	0	0	0	0	0	0	0	3
No answer	9	17	4	0	0	0	0	0	0	0	0	0	0	0	0	21
Not applicable	IAP	12120	0	7542	353	5907	10334	2817	2765	2812	4510	2023	2044	1974	2538	57739

REMARKS: Blue cards contained items A-G and responses 1-7. See Appendix R.

282. How concerned are you about threats to your personal privacy in America today? Would you say you are very concerned, somewhat concerned, only a little concerned, or not concerned at all?

[VAR: PRIVACY]

<u>RESPONSE</u>	<u>PUNCH</u>	<u>YEAR</u>														
		<u>1972-82</u>	<u>1982B</u>	<u>1983-87</u>	<u>1987B</u>	<u>1988-91</u>	<u>1993-98</u>	<u>2000</u>	<u>2002</u>	<u>2004</u>	<u>2006</u>	<u>2008</u>	<u>2010</u>	<u>2012</u>	<u>2014</u>	<u>ALL</u>
Very concerned	1	672	237	0	0	0	0	0	0	0	0	0	0	0	0	909
Somewhat concerned	2	431	69	0	0	0	0	0	0	0	0	0	0	0	0	500
Only a little concerned	3	217	27	0	0	0	0	0	0	0	0	0	0	0	0	244
Not concerned at all	4	164	13	0	0	0	0	0	0	0	0	0	0	0	0	177
Don't Know	8	20	6	0	0	0	0	0	0	0	0	0	0	0	0	26
No answer	9	2	2	0	0	0	0	0	0	0	0	0	0	0	0	4
Not applicable	IAP	12120	0	7542	353	5907	10334	2817	2765	2812	4510	2023	2044	1974	2538	57739

283. Some people seem to follow what's going on in government and public affairs most of the time, whether there's an election going on or not. Others aren't that interested. Would you say you follow what's going on in government and public affairs most of the time, some of the time, only now and then, or hardly at all?

[VAR: CIVIC]

<u>RESPONSE</u>	<u>PUNCH</u>	<u>YEAR</u>														
		<u>1972-82</u>	<u>1982B</u>	<u>1983-87</u>	<u>1987B</u>	<u>1988-91</u>	<u>1993-98</u>	<u>2000</u>	<u>2002</u>	<u>2004</u>	<u>2006</u>	<u>2008</u>	<u>2010</u>	<u>2012</u>	<u>2014</u>	<u>ALL</u>
Most of the time	1	535	97	0	0	0	0	0	0	0	0	0	0	0	0	632
Some of the time	2	531	118	0	0	0	0	0	0	0	0	0	0	0	0	649
Only now and then	3	275	91	0	0	0	0	0	0	0	0	0	0	0	0	366
Hardly at all	4	153	39	0	0	0	0	0	0	0	0	0	0	0	0	192
Don't know	8	7	4	0	0	0	0	0	0	0	0	0	0	0	0	11
No answer	9	5	5	0	0	0	0	0	0	0	0	0	0	0	0	10
Not applicable	IAP	12120	0	7542	353	5907	10334	2817	2765	2812	4510	2023	2044	1974	2538	57739

284. In general, how do you feel about your time--would you say you always feel rushed even to do things you have to do, only sometimes feel rushed, or almost never feel rushed.

[VAR: RUSHED]

<u>RESPONSE</u>	<u>PUNCH</u>	<u>YEAR</u>														
		<u>1972-82</u>	<u>1982B</u>	<u>1983-87</u>	<u>1987B</u>	<u>1988-91</u>	<u>1993-98</u>	<u>2000</u>	<u>2002</u>	<u>2004</u>	<u>2006</u>	<u>2008</u>	<u>2010</u>	<u>2012</u>	<u>2014</u>	<u>ALL</u>
Always	1	370	72	0	0	0	434	0	0	304	0	0	0	0	0	1180
Sometimes (ASK A)	2	779	188	0	0	0	757	0	0	513	0	0	0	0	0	2237
Never (ASK A)	3	354	89	0	0	0	261	0	0	160	0	0	0	0	0	864
Don't know	8	0	0	0	0	0	1	0	0	1	0	0	0	0	0	2
No answer	9	3	5	0	0	0	7	0	0	6	0	0	0	0	0	21
Not applicable	IAP	12120	0	7542	353	5907	8874	2817	2765	1828	4510	2023	2044	1974	2538	55295

IF SOMETIMES OR ALMOST NEVER:

- A. How often would you say you have time on your hands that you don't know what to do with--quite often, just now and then, or almost never?

[VAR: BORED]

<u>RESPONSE</u>	<u>PUNCH</u>	<u>YEAR</u>														
		<u>1972-82</u>	<u>1982B</u>	<u>1983-87</u>	<u>1987B</u>	<u>1988-91</u>	<u>1993-98</u>	<u>2000</u>	<u>2002</u>	<u>2004</u>	<u>2006</u>	<u>2008</u>	<u>2010</u>	<u>2012</u>	<u>2014</u>	<u>ALL</u>
Quite often	1	185	69	0	0	0	0	0	0	75	0	0	0	0	0	329
Now and then	2	456	125	0	0	0	0	0	0	262	0	0	0	0	0	843
Almost never	3	487	82	0	0	0	0	0	0	335	0	0	0	0	0	904
Don't know	8	0	0	0	0	0	0	0	0	1	0	0	0	0	0	1
No answer	9	8	6	0	0	0	0	0	0	6	0	0	0	0	0	20
Not applicable (Punch 1 in RUSHED)	IAP	12490	72	7542	353	5907	10334	2817	2765	2133	4510	2023	2044	1974	2538	57502

285. In general, do you feel that surveys usually serve a good purpose or do you feel that they are usually a waste of time and money?

[VAR: POLLGOOD]

<u>RESPONSE</u>	<u>PUNCH</u>	<u>YEAR</u>														
		<u>1972-82</u>	<u>1982B</u>	<u>1983-87</u>	<u>1987B</u>	<u>1988-91</u>	<u>1993-98</u>	<u>2000</u>	<u>2002</u>	<u>2004</u>	<u>2006</u>	<u>2008</u>	<u>2010</u>	<u>2012</u>	<u>2014</u>	<u>ALL</u>
Good purpose	1	1063	243	0	0	0	0	0	0	0	0	0	0	0	0	1306
Depends	2	127	26	0	0	0	0	0	0	0	0	0	0	0	0	153
Waste of time/money	3	214	49	0	0	0	0	0	0	0	0	0	0	0	0	263
Don't know	8	97	30	0	0	0	0	0	0	0	0	0	0	0	0	127
No answer	9	5	6	0	0	0	0	0	0	0	0	0	0	0	0	11
Not applicable	IAP	12120	0	7542	353	5907	10334	2817	2765	2812	4510	2023	2044	1974	2538	57739

286. How often do you think you can trust the results of surveys, do you think they are almost always right, right most of the time, only some of the time, or hardly ever right?

[VAR: POLLTRUE]

<u>RESPONSE</u>	<u>PUNCH</u>	<u>YEAR</u>														
		<u>1972-82</u>	<u>1982B</u>	<u>1983-87</u>	<u>1987B</u>	<u>1988-91</u>	<u>1993-98</u>	<u>2000</u>	<u>2002</u>	<u>2004</u>	<u>2006</u>	<u>2008</u>	<u>2010</u>	<u>2012</u>	<u>2014</u>	<u>ALL</u>
Almost always	1	123	34	0	0	0	0	0	0	0	0	0	0	0	0	157
Most of the time	2	591	131	0	0	0	0	0	0	0	0	0	0	0	0	722
Some of the time	3	652	150	0	0	0	0	0	0	0	0	0	0	0	0	802
Hardly ever	4	67	15	0	0	0	0	0	0	0	0	0	0	0	0	82
Don't know	8	64	21	0	0	0	0	0	0	0	0	0	0	0	0	85
No answer	9	9	3	0	0	0	0	0	0	0	0	0	0	0	0	12
Not applicable	IAP	12120	0	7542	353	5907	10334	2817	2765	2812	4510	2023	2044	1974	2538	57739

287. A. How would you feel about a program that required all young women to give one year of service to the nation--either in the military forces or in non-military work such as in hospitals or with elderly people--Would you strongly favor it, probably favor it, probably oppose it, or strongly oppose it? RECORD UNDER "A" BELOW.

[VAR: FESERVE]

<u>RESPONSE</u>	<u>PUNCH</u>	<u>YEAR</u>														
		<u>1972-82</u>	<u>1982B</u>	<u>1983-87</u>	<u>1987B</u>	<u>1988-91</u>	<u>1993-98</u>	<u>2000</u>	<u>2002</u>	<u>2004</u>	<u>2006</u>	<u>2008</u>	<u>2010</u>	<u>2012</u>	<u>2014</u>	<u>ALL</u>
Strongly favor	1	400	80	338	0	0	0	0	0	0	0	0	0	0	0	818
Probably favor	2	512	129	554	0	0	0	0	0	0	0	0	0	0	0	1195
Probably oppose	3	320	55	316	0	0	0	0	0	0	0	0	0	0	0	691
Strongly oppose	4	217	57	217	0	0	0	0	0	0	0	0	0	0	0	491
Don't know	8	39	22	28	0	0	0	0	0	0	0	0	0	0	0	89
No answer	9	18	11	20	0	0	0	0	0	0	0	0	0	0	0	49
Not applicable	IAP	12120	0	6069	353	5907	10334	2817	2765	2812	4510	2023	2044	1974	2538	56266

- B. And how would you feel about such a program for all young men--Would you strongly favor it, probably favor it, probably oppose it, or strongly oppose it? RECORD UNDER "B."

[VAR: MESERVE]

<u>RESPONSE</u>	<u>PUNCH</u>	<u>YEAR</u>														
		<u>1972-82</u>	<u>1982B</u>	<u>1983-87</u>	<u>1987B</u>	<u>1988-91</u>	<u>1993-98</u>	<u>2000</u>	<u>2002</u>	<u>2004</u>	<u>2006</u>	<u>2008</u>	<u>2010</u>	<u>2012</u>	<u>2014</u>	<u>ALL</u>
Strongly favor	1	557	101	497	0	0	0	0	0	0	0	0	0	0	0	1155
Probably favor	2	528	142	546	0	0	0	0	0	0	0	0	0	0	0	1216
Probably oppose	3	228	41	244	0	0	0	0	0	0	0	0	0	0	0	513
Strongly oppose	4	141	38	134	0	0	0	0	0	0	0	0	0	0	0	313
Don't know	8	37	24	32	0	0	0	0	0	0	0	0	0	0	0	93
No answer	9	15	8	20	0	0	0	0	0	0	0	0	0	0	0	43
Not applicable	IAP	12120	0	6069	353	5907	10334	2817	2765	2812	4510	2023	2044	1974	2538	56266

- C. IF STRONGLY FAVOR OR PROBABLY FAVOR EITHER A OR B:

And suppose that the costs of such a program made it necessary to increase your taxes by a small amount--for example, 5 percent. Would you strongly favor it, probably favor it, probably oppose it, or strongly oppose it?

[VAR: TAXSERVE]

<u>RESPONSE</u>	<u>PUNCH</u>	<u>YEAR</u>														
		<u>1972-82</u>	<u>1982B</u>	<u>1983-87</u>	<u>1987B</u>	<u>1988-91</u>	<u>1993-98</u>	<u>2000</u>	<u>2002</u>	<u>2004</u>	<u>2006</u>	<u>2008</u>	<u>2010</u>	<u>2012</u>	<u>2014</u>	<u>ALL</u>
Strongly favor	1	226	36	193	0	0	0	0	0	0	0	0	0	0	0	455
Probably favor	2	431	86	460	0	0	0	0	0	0	0	0	0	0	0	977
Probably oppose	3	244	55	250	0	0	0	0	0	0	0	0	0	0	0	549
Strongly oppose	4	157	59	106	0	0	0	0	0	0	0	0	0	0	0	322
Don't know	8	30	8	21	0	0	0	0	0	0	0	0	0	0	0	59
No answer	9	30	14	43	0	0	0	0	0	0	0	0	0	0	0	87
Not applicable	IAP	12508	96	6469	353	5907	10334	2817	2765	2812	4510	2023	2044	1974	2538	57150

REMARKS:

In 1982, part A immediately preceded part B on Form 2. Part B immediately preceded part A on Form 1.

See Appendix P. See Appendix T, GSS Methodological Report No. 20. If planning to perform trend analysis with MESERVE, please consult GSS Methodological Report No. 56.

288. As you know, this country stopped the military draft in 1972. Since that time we have relied on volunteers. Now I'd like to ask you a few questions about our armed forces.

- A. How would you rate the quality of the men and women now serving in the armed forces? Would you say the quality of personnel is excellent, good, not so good, or poor? (Just your own opinion based on what you've heard or read.)

[VAR: MILQUAL]

<u>RESPONSE</u>	<u>PUNCH</u>	<u>YEAR</u>														
		<u>1972-82</u>	<u>1982B</u>	<u>1983-87</u>	<u>1987B</u>	<u>1988-91</u>	<u>1993-98</u>	<u>2000</u>	<u>2002</u>	<u>2004</u>	<u>2006</u>	<u>2008</u>	<u>2010</u>	<u>2012</u>	<u>2014</u>	<u>ALL</u>
Excellent	1	82	28	295	0	0	0	0	0	0	0	0	0	0	0	405
Good	2	646	197	1709	0	0	0	0	0	0	0	0	0	0	0	2552
Not so good	3	497	61	690	0	0	0	0	0	0	0	0	0	0	0	1248
Poor	4	158	22	164	0	0	0	0	0	0	0	0	0	0	0	344
Don't know	8	116	33	190	0	0	0	0	0	0	0	0	0	0	0	339
No answer	9	7	13	24	0	0	0	0	0	0	0	0	0	0	0	44
Not applicable	IAP	12120	0	4470	353	5907	10334	2817	2765	2812	4510	2023	2044	1974	2538	54667

- B. How do you feel about the pay and benefits that people in the armed forces receive? Would you say the pay and benefits should be larger than they are now, should they be smaller, or are they about the right amount?

[VAR: MILPAY]

<u>RESPONSE</u>	<u>PUNCH</u>	<u>YEAR</u>														
		<u>1972-82</u>	<u>1982B</u>	<u>1983-87</u>	<u>1987B</u>	<u>1988-91</u>	<u>1993-98</u>	<u>2000</u>	<u>2002</u>	<u>2004</u>	<u>2006</u>	<u>2008</u>	<u>2010</u>	<u>2012</u>	<u>2014</u>	<u>ALL</u>
Should be larger	1	515	168	434	0	0	0	0	0	0	0	0	0	0	0	1117
About the right amount	2	771	126	925	0	0	0	0	0	0	0	0	0	0	0	1822
Should be smaller	3	31	2	33	0	0	0	0	0	0	0	0	0	0	0	66
Don't know	8	181	46	202	0	0	0	0	0	0	0	0	0	0	0	429
No answer	9	8	12	5	0	0	0	0	0	0	0	0	0	0	0	25
Not applicable	IAP	12120	0	5943	353	5907	10334	2817	2765	2812	4510	2023	2044	1974	2538	56140

- C. At the present time, about 9 percent of the armed forces are women. All things considered, do you think there are too many women in the armed forces, about the right number, or should there be more women in the armed forces? RECORD UNDER "C" BELOW.

[VAR: FENUMOK]

RESPONSE	PUNCH	YEAR														
		<u>1972-82</u>	<u>1982B</u>	<u>1983-87</u>	<u>1987B</u>	<u>1988-91</u>	<u>1993-98</u>	<u>2000</u>	<u>2002</u>	<u>2004</u>	<u>2006</u>	<u>2008</u>	<u>2010</u>	<u>2012</u>	<u>2014</u>	<u>ALL</u>
Too many	1	123	35	228	0	0	0	0	0	0	0	0	0	0	0	386
About right number	2	789	176	1649	0	0	0	0	0	0	0	0	0	0	0	2614
Should be more	3	464	86	936	0	0	0	0	0	0	0	0	0	0	0	1486
Don't know	8	124	49	226	0	0	0	0	0	0	0	0	0	0	0	399
No answer	9	6	8	33	0	0	0	0	0	0	0	0	0	0	0	47
Not applicable	IAP	12120	0	4470	353	5907	10334	2817	2765	2812	4510	2023	2044	1974	2538	54667

- D. At the present time, about 4 percent of the armed forces are Hispanics. All things considered, do you think there are too many Hispanics in the armed forces, about the right number, or should there be more Hispanics in the armed forces? RECORD UNDER "D" BELOW.

[VAR: HINUMOK]

RESPONSE	PUNCH	YEAR														
		<u>1972-82</u>	<u>1982B</u>	<u>1983-87</u>	<u>1987B</u>	<u>1988-91</u>	<u>1993-98</u>	<u>2000</u>	<u>2002</u>	<u>2004</u>	<u>2006</u>	<u>2008</u>	<u>2010</u>	<u>2012</u>	<u>2014</u>	<u>ALL</u>
Too many	1	41	15	153	0	0	0	0	0	0	0	0	0	0	0	209
About right number	2	387	65	1623	0	0	0	0	0	0	0	0	0	0	0	2075
Should be more	3	200	52	835	0	0	0	0	0	0	0	0	0	0	0	1087
Don't know	8	115	36	417	0	0	0	0	0	0	0	0	0	0	0	568
No answer	9	4	8	44	0	0	0	0	0	0	0	0	0	0	0	56
Not applicable	IAP	12879	178	4470	353	5907	10334	2817	2765	2812	4510	2023	2044	1974	2538	55604

- E. At the present time, about 22 percent of the armed forces are black. All things considered, do you think there are too many blacks in the armed forces, about the right number or should there be more blacks in the armed forces? RECORD UNDER "E."

[VAR: BLNUMOK]

RESPONSE	PUNCH	YEAR														
		<u>1972-82</u>	<u>1982B</u>	<u>1983-87</u>	<u>1987B</u>	<u>1988-91</u>	<u>1993-98</u>	<u>2000</u>	<u>2002</u>	<u>2004</u>	<u>2006</u>	<u>2008</u>	<u>2010</u>	<u>2012</u>	<u>2014</u>	<u>ALL</u>
Too many	1	75	29	240	0	0	0	0	0	0	0	0	0	0	0	344
About right number	2	445	78	1934	0	0	0	0	0	0	0	0	0	0	0	2457
Should be more	3	141	39	546	0	0	0	0	0	0	0	0	0	0	0	726
Don't know	8	83	21	311	0	0	0	0	0	0	0	0	0	0	0	415
No answer	9	3	9	41	0	0	0	0	0	0	0	0	0	0	0	53
Not applicable	IAP	12879	178	4470	353	5907	10334	2817	2765	2812	4510	2023	2044	1974	2538	55604

289. A. At the present time, about 4 percent of the army are Hispanics. All things considered, do you think there are too many Hispanics in the army, about the right number, or should there be more Hispanics in the army?
RECORD UNDER "A" BELOW.

[VAR: HINUMOKY]

<u>RESPONSE</u>	<u>PUNCH</u>	<u>YEAR</u>														
		<u>1972-82</u>	<u>1982B</u>	<u>1983-87</u>	<u>1987B</u>	<u>1988-91</u>	<u>1993-98</u>	<u>2000</u>	<u>2002</u>	<u>2004</u>	<u>2006</u>	<u>2008</u>	<u>2010</u>	<u>2012</u>	<u>2014</u>	<u>ALL</u>
Too many	1	42	13	0	0	0	0	0	0	0	0	0	0	0	0	55
About right number	2	379	66	0	0	0	0	0	0	0	0	0	0	0	0	445
Should be more	3	218	59	0	0	0	0	0	0	0	0	0	0	0	0	277
Don't know	8	112	38	0	0	0	0	0	0	0	0	0	0	0	0	150
No answer	9	8	2	0	0	0	0	0	0	0	0	0	0	0	0	10
Not applicable	IAP	12867	176	7542	353	5907	10334	2817	2765	2812	4510	2023	2044	1974	2538	58662

- B. At the present time, about 33 percent of the army are black. All things considered, do you think there are too many blacks in the army, about the right number or should there be more blacks in the army? RECORD UNDER "B."

[VAR: BLNUMOKY]

<u>RESPONSE</u>	<u>PUNCH</u>	<u>YEAR</u>														
		<u>1972-82</u>	<u>1982B</u>	<u>1983-87</u>	<u>1987B</u>	<u>1988-91</u>	<u>1993-98</u>	<u>2000</u>	<u>2002</u>	<u>2004</u>	<u>2006</u>	<u>2008</u>	<u>2010</u>	<u>2012</u>	<u>2014</u>	<u>ALL</u>
Too many	1	84	31	0	0	0	0	0	0	0	0	0	0	0	0	115
About right number	2	481	74	0	0	0	0	0	0	0	0	0	0	0	0	555
Should be more	3	107	46	0	0	0	0	0	0	0	0	0	0	0	0	153
Don't know	8	80	26	0	0	0	0	0	0	0	0	0	0	0	0	106
No answer	9	7	1	0	0	0	0	0	0	0	0	0	0	0	0	8
Not applicable	IAP	12867	176	7542	353	5907	10334	2817	2765	2812	4510	2023	2044	1974	2538	58662

REMARKS: See Appendix P. See HINUMOK, BLNUMOK

290. All things considered, how well do you think relying on volunteers has worked for the armed forces--has it worked very well, fairly well, or not well?

[VAR: MILVOLOK]

<u>RESPONSE</u>	<u>PUNCH</u>	<u>YEAR</u>														
		<u>1972-82</u>	<u>1982B</u>	<u>1983-87</u>	<u>1987B</u>	<u>1988-91</u>	<u>1993-98</u>	<u>2000</u>	<u>2002</u>	<u>2004</u>	<u>2006</u>	<u>2008</u>	<u>2010</u>	<u>2012</u>	<u>2014</u>	<u>ALL</u>
Very well	1	144	82	273	0	0	0	0	0	0	0	0	0	0	0	499
Fairly well	2	737	156	883	0	0	0	0	0	0	0	0	0	0	0	1776
Not well	3	520	73	224	0	0	0	0	0	0	0	0	0	0	0	817
Don't know	8	94	37	69	0	0	0	0	0	0	0	0	0	0	0	200
No answer	9	11	6	24	0	0	0	0	0	0	0	0	0	0	0	41
Not applicable	IAP	12120	0	6069	353	5907	10334	2817	2765	2812	4510	2023	2044	1974	2538	56266

These next questions are about the role of women in the armed forces.

291. I'm going to read you a list of jobs that people might have in the armed forces. Please tell me whether you think a woman should or should not be assigned to each job, assuming she is trained to do it.

A. A jet fighter pilot ...

[VAR: FIGHTAIR]

<u>RESPONSE</u>	<u>PUNCH</u>	<u>YEAR</u>														
		<u>1972-82</u>	<u>1982B</u>	<u>1983-87</u>	<u>1987B</u>	<u>1988-91</u>	<u>1993-98</u>	<u>2000</u>	<u>2002</u>	<u>2004</u>	<u>2006</u>	<u>2008</u>	<u>2010</u>	<u>2012</u>	<u>2014</u>	<u>ALL</u>
Should	1	916	169	0	0	0	0	0	0	0	0	0	0	0	0	1085
Should not	2	551	161	0	0	0	0	0	0	0	0	0	0	0	0	712
Don't know	8	32	22	0	0	0	0	0	0	0	0	0	0	0	0	54
No answer	9	7	2	0	0	0	0	0	0	0	0	0	0	0	0	9
Not applicable	IAP	12120	0	7542	353	5907	10334	2817	2765	2812	4510	2023	2044	1974	2538	57739

B. A truck mechanic ...

[VAR: MECHANIC]

<u>RESPONSE</u>	<u>PUNCH</u>	<u>YEAR</u>														
		<u>1972-82</u>	<u>1982B</u>	<u>1983-87</u>	<u>1987B</u>	<u>1988-91</u>	<u>1993-98</u>	<u>2000</u>	<u>2002</u>	<u>2004</u>	<u>2006</u>	<u>2008</u>	<u>2010</u>	<u>2012</u>	<u>2014</u>	<u>ALL</u>
Should	1	1234	242	0	0	0	0	0	0	0	0	0	0	0	0	1476
Should not	2	245	90	0	0	0	0	0	0	0	0	0	0	0	0	335
Don't know	8	19	19	0	0	0	0	0	0	0	0	0	0	0	0	38
No answer	9	8	3	0	0	0	0	0	0	0	0	0	0	0	0	11
Not applicable	IAP	12120	0	7542	353	5907	10334	2817	2765	2812	4510	2023	2044	1974	2538	57739

C. A nurse in a combat zone ...

[VAR: NURSE]

<u>RESPONSE</u>	<u>PUNCH</u>	<u>YEAR</u>														
		<u>1972-82</u>	<u>1982B</u>	<u>1983-87</u>	<u>1987B</u>	<u>1988-91</u>	<u>1993-98</u>	<u>2000</u>	<u>2002</u>	<u>2004</u>	<u>2006</u>	<u>2008</u>	<u>2010</u>	<u>2012</u>	<u>2014</u>	<u>ALL</u>
Should	1	1391	285	0	0	0	0	0	0	0	0	0	0	0	0	1676
Should not	2	94	51	0	0	0	0	0	0	0	0	0	0	0	0	145
Don't know	8	14	14	0	0	0	0	0	0	0	0	0	0	0	0	28
No answer	9	7	4	0	0	0	0	0	0	0	0	0	0	0	0	11
Not applicable	IAP	12120	0	7542	353	5907	10334	2817	2765	2812	4510	2023	2044	1974	2538	57739

D. A typist in the Pentagon in Washington ...

[VAR: TYPIST]

<u>RESPONSE</u>	<u>PUNCH</u>	<u>YEAR</u>														
		<u>1972-82</u>	<u>1982B</u>	<u>1983-87</u>	<u>1987B</u>	<u>1988-91</u>	<u>1993-98</u>	<u>2000</u>	<u>2002</u>	<u>2004</u>	<u>2006</u>	<u>2008</u>	<u>2010</u>	<u>2012</u>	<u>2014</u>	<u>ALL</u>
Should	1	1449	326	0	0	0	0	0	0	0	0	0	0	0	0	1775
Should not	2	37	13	0	0	0	0	0	0	0	0	0	0	0	0	50
Don't know	8	12	11	0	0	0	0	0	0	0	0	0	0	0	0	23
No answer	9	8	4	0	0	0	0	0	0	0	0	0	0	0	0	12
Not applicable	IAP	12120	0	7542	353	5907	10334	2817	2765	2812	4510	2023	2044	1974	2538	57739

E. Commander of a large military base ...

[VAR: BRASS]

<u>RESPONSE</u>	<u>PUNCH</u>	<u>YEAR</u>														
		<u>1972-82</u>	<u>1982B</u>	<u>1983-87</u>	<u>1987B</u>	<u>1988-91</u>	<u>1993-98</u>	<u>2000</u>	<u>2002</u>	<u>2004</u>	<u>2006</u>	<u>2008</u>	<u>2010</u>	<u>2012</u>	<u>2014</u>	<u>ALL</u>
Should	1	853	180	0	0	0	0	0	0	0	0	0	0	0	0	1033
Should not	2	601	152	0	0	0	0	0	0	0	0	0	0	0	0	753
Don't know	8	42	19	0	0	0	0	0	0	0	0	0	0	0	0	61
No answer	9	10	3	0	0	0	0	0	0	0	0	0	0	0	0	13
Not applicable	IAP	12120	0	7542	353	5907	10334	2817	2765	2812	4510	2023	2044	1974	2538	57739

F. Soldier in hand-to-hand combat ...

[VAR: FIGHTLND]

<u>RESPONSE</u>	<u>PUNCH</u>	<u>YEAR</u>														
		<u>1972-82</u>	<u>1982B</u>	<u>1983-87</u>	<u>1987B</u>	<u>1988-91</u>	<u>1993-98</u>	<u>2000</u>	<u>2002</u>	<u>2004</u>	<u>2006</u>	<u>2008</u>	<u>2010</u>	<u>2012</u>	<u>2014</u>	<u>ALL</u>
Should	1	506	110	0	0	0	0	0	0	0	0	0	0	0	0	616
Should not	2	953	221	0	0	0	0	0	0	0	0	0	0	0	0	1174
Don't know	8	38	20	0	0	0	0	0	0	0	0	0	0	0	0	58
No answer	9	9	3	0	0	0	0	0	0	0	0	0	0	0	0	12
Not applicable	IAP	12120	0	7542	353	5907	10334	2817	2765	2812	4510	2023	2044	1974	2538	57739

G. A jet transport pilot ...

[VAR: TRANSAIR]

<u>RESPONSE</u>	<u>PUNCH</u>	<u>YEAR</u>														
		<u>1972-82</u>	<u>1982B</u>	<u>1983-87</u>	<u>1987B</u>	<u>1988-91</u>	<u>1993-98</u>	<u>2000</u>	<u>2002</u>	<u>2004</u>	<u>2006</u>	<u>2008</u>	<u>2010</u>	<u>2012</u>	<u>2014</u>	<u>ALL</u>
Should	1	1063	204	0	0	0	0	0	0	0	0	0	0	0	0	1267
Should not	2	399	129	0	0	0	0	0	0	0	0	0	0	0	0	528
Don't know	8	35	18	0	0	0	0	0	0	0	0	0	0	0	0	53
No answer	9	9	3	0	0	0	0	0	0	0	0	0	0	0	0	12
Not applicable	IAP	12120	0	7542	353	5907	10334	2817	2765	2812	4510	2023	2044	1974	2538	57739

H. Air defense missile gunner in the United States ...

[VAR: GUNNER]

<u>RESPONSE</u>	<u>PUNCH</u>	<u>YEAR</u>														
		<u>1972-82</u>	<u>1982B</u>	<u>1983-87</u>	<u>1987B</u>	<u>1988-91</u>	<u>1993-98</u>	<u>2000</u>	<u>2002</u>	<u>2004</u>	<u>2006</u>	<u>2008</u>	<u>2010</u>	<u>2012</u>	<u>2014</u>	<u>ALL</u>
Should	1	860	140	0	0	0	0	0	0	0	0	0	0	0	0	1000
Should not	2	593	185	0	0	0	0	0	0	0	0	0	0	0	0	778
Don't know	8	44	25	0	0	0	0	0	0	0	0	0	0	0	0	69
No answer	9	9	4	0	0	0	0	0	0	0	0	0	0	0	0	13
Not applicable	IAP	12120	0	7542	353	5907	10334	2817	2765	2812	4510	2023	2044	1974	2538	57739

I. A crew member on a combat ship ...

[VAR: FIGHTSEA]

<u>RESPONSE</u>	<u>PUNCH</u>	<u>YEAR</u>														
		<u>1972-82</u>	<u>1982B</u>	<u>1983-87</u>	<u>1987B</u>	<u>1988-91</u>	<u>1993-98</u>	<u>2000</u>	<u>2002</u>	<u>2004</u>	<u>2006</u>	<u>2008</u>	<u>2010</u>	<u>2012</u>	<u>2014</u>	<u>ALL</u>
Should	1	833	161	0	0	0	0	0	0	0	0	0	0	0	0	994
Should not	2	619	166	0	0	0	0	0	0	0	0	0	0	0	0	785
Don't know	8	43	23	0	0	0	0	0	0	0	0	0	0	0	0	66
No answer	9	11	4	0	0	0	0	0	0	0	0	0	0	0	0	15
Not applicable	IAP	12120	0	7542	353	5907	10334	2817	2765	2812	4510	2023	2044	1974	2538	57739

292. A. As far as you know, are women now assigned to jobs in the armed forces that would expose them to combat, or are women not assigned to such jobs? RECORD UNDER "A" BELOW.

[VAR: FEFIGHT]

<u>RESPONSE</u>	<u>PUNCH</u>	<u>YEAR</u>														
		<u>1972-82</u>	<u>1982B</u>	<u>1983-87</u>	<u>1987B</u>	<u>1988-91</u>	<u>1993-98</u>	<u>2000</u>	<u>2002</u>	<u>2004</u>	<u>2006</u>	<u>2008</u>	<u>2010</u>	<u>2012</u>	<u>2014</u>	<u>ALL</u>
Yes, they are	1	333	85	0	0	0	0	0	0	0	0	0	0	0	0	418
No, they are not	2	820	140	0	0	0	0	0	0	0	0	0	0	0	0	960
Don't know	8	342	120	0	0	0	0	0	0	0	0	0	0	0	0	462
No answer	9	11	9	0	0	0	0	0	0	0	0	0	0	0	0	20
Not applicable	IAP	12120	0	7542	353	5907	10334	2817	2765	2812	4510	2023	2044	1974	2538	57739

B. As far as you know, are women in the armed forces now assigned to dirty jobs like repairing trucks or other heavy equipment, or are women not assigned to such jobs?

[VAR: FEDIRTY]

<u>RESPONSE</u>	<u>PUNCH</u>	<u>YEAR</u>														
		<u>1972-82</u>	<u>1982B</u>	<u>1983-87</u>	<u>1987B</u>	<u>1988-91</u>	<u>1993-98</u>	<u>2000</u>	<u>2002</u>	<u>2004</u>	<u>2006</u>	<u>2008</u>	<u>2010</u>	<u>2012</u>	<u>2014</u>	<u>ALL</u>
Yes, they are	1	725	138	0	0	0	0	0	0	0	0	0	0	0	0	863
No, they are not	2	356	73	0	0	0	0	0	0	0	0	0	0	0	0	429
Don't know	8	411	135	0	0	0	0	0	0	0	0	0	0	0	0	546
No answer	9	14	8	0	0	0	0	0	0	0	0	0	0	0	0	22
Not applicable	IAP	12120	0	7542	353	5907	10334	2817	2765	2812	4510	2023	2044	1974	2538	57739

- C. As far as you know, are women in the armed forces now assigned to jobs where they have command over men, or are women not assigned to such jobs? RECORD UNDER "C."

[VAR: FEBRASS]

<u>RESPONSE</u>	<u>PUNCH</u>	<u>YEAR</u>														
		<u>1972-82</u>	<u>1982B</u>	<u>1983-87</u>	<u>1987B</u>	<u>1988-91</u>	<u>1993-98</u>	<u>2000</u>	<u>2002</u>	<u>2004</u>	<u>2006</u>	<u>2008</u>	<u>2010</u>	<u>2012</u>	<u>2014</u>	<u>ALL</u>
Yes, they are	1	700	140	0	0	0	0	0	0	0	0	0	0	0	0	840
No, they are not	2	404	72	0	0	0	0	0	0	0	0	0	0	0	0	476
Don't know	8	387	135	0	0	0	0	0	0	0	0	0	0	0	0	522
No answer	9	15	7	0	0	0	0	0	0	0	0	0	0	0	0	22
Not applicable	IAP	12120	0	7542	353	5907	10334	2817	2765	2812	4510	2023	2044	1974	2538	57739

293. In the past 10 years the number of women in the armed forces has increased from about 2 percent to about 8 percent today. In general, would you say the increased number of women has raised the effectiveness of our armed forces, has it made no difference, or has it made our armed forces less effective? (Just your own opinion.)

[VAR: FEHLP MIL]

<u>RESPONSE</u>	<u>PUNCH</u>	<u>YEAR</u>														
		<u>1972-82</u>	<u>1982B</u>	<u>1983-87</u>	<u>1987B</u>	<u>1988-91</u>	<u>1993-98</u>	<u>2000</u>	<u>2002</u>	<u>2004</u>	<u>2006</u>	<u>2008</u>	<u>2010</u>	<u>2012</u>	<u>2014</u>	<u>ALL</u>
Raised effectiveness	1	300	64	0	0	0	0	0	0	0	0	0	0	0	0	364
No difference	2	916	203	0	0	0	0	0	0	0	0	0	0	0	0	1119
Made them less effective	3	115	30	0	0	0	0	0	0	0	0	0	0	0	0	145
Don't know	8	169	52	0	0	0	0	0	0	0	0	0	0	0	0	221
No answer	9	6	5	0	0	0	0	0	0	0	0	0	0	0	0	11
Not applicable	IAP	12120	0	7542	353	5907	10334	2817	2765	2812	4510	2023	2044	1974	2538	57739

294. Do you think we should return to a military draft at this time, or should we continue to rely on volunteers?

[VAR: DRAFT]

<u>RESPONSE</u>	<u>PUNCH</u>	<u>YEAR</u>														
		<u>1972-82</u>	<u>1982B</u>	<u>1983-87</u>	<u>1987B</u>	<u>1988-91</u>	<u>1993-98</u>	<u>2000</u>	<u>2002</u>	<u>2004</u>	<u>2006</u>	<u>2008</u>	<u>2010</u>	<u>2012</u>	<u>2014</u>	<u>ALL</u>
Draft (ASK A)	1	625	94	787	0	0	0	0	0	0	0	0	0	0	0	1506
Volunteers (ASK B)	2	786	226	2128	0	0	0	0	0	0	0	0	0	0	0	3140
Don't know (ASK B)	8	91	31	130	0	0	0	0	0	0	0	0	0	0	0	252
No answer	9	4	3	27	0	0	0	0	0	0	0	0	0	0	0	34
Not applicable	IAP	12120	0	4470	353	5907	10334	2817	2765	2812	4510	2023	2044	1974	2538	54667

A. IF DRAFT:

If we should return to a military draft at this time, should young women be drafted as well as young men, or not?

[VAR: DRAFTFE]

<u>RESPONSE</u>	<u>PUNCH</u>	<u>YEAR</u>														
		<u>1972-82</u>	<u>1982B</u>	<u>1983-87</u>	<u>1987B</u>	<u>1988-91</u>	<u>1993-98</u>	<u>2000</u>	<u>2002</u>	<u>2004</u>	<u>2006</u>	<u>2008</u>	<u>2010</u>	<u>2012</u>	<u>2014</u>	<u>ALL</u>
Should	1	333	50	372	0	0	0	0	0	0	0	0	0	0	0	755
Should not	2	273	41	395	0	0	0	0	0	0	0	0	0	0	0	709
Don't know	8	18	1	18	0	0	0	0	0	0	0	0	0	0	0	37
No answer	9	5	5	29	0	0	0	0	0	0	0	0	0	0	0	39
Not applicable (Punches 2, 8, DRAFT)	IAP	12997	257	6728	353	5907	10334	2817	2765	2812	4510	2023	2044	1974	2538	58059

B. IF VOLUNTEERS OR DON'T KNOW:

If there were a national emergency, do you think we should return to a military draft or should we continue to rely on volunteers?

[VAR: DRAFTEM]

<u>RESPONSE</u>	<u>PUNCH</u>	<u>YEAR</u>														
		<u>1972-82</u>	<u>1982B</u>	<u>1983-87</u>	<u>1987B</u>	<u>1988-91</u>	<u>1993-98</u>	<u>2000</u>	<u>2002</u>	<u>2004</u>	<u>2006</u>	<u>2008</u>	<u>2010</u>	<u>2012</u>	<u>2014</u>	<u>ALL</u>
Draft (ASK C)	1	700	168	1817	0	0	0	0	0	0	0	0	0	0	0	2685
Volunteers	2	133	67	329	0	0	0	0	0	0	0	0	0	0	0	529
Don't know	8	36	20	68	0	0	0	0	0	0	0	0	0	0	0	124
No answer	9	12	5	71	0	0	0	0	0	0	0	0	0	0	0	88
Not applicable (Punch 1,DRAFT)	IAP	12745	94	5257	353	5907	10334	2817	2765	2812	4510	2023	2044	1974	2538	56173

C. IF DRAFT ON "B":

If we should return to a military draft in a national emergency, should young women be drafted as well as young men, or not?

[VAR: DRAFTFEM]

<u>RESPONSE</u>	<u>PUNCH</u>	<u>YEAR</u>														
		<u>1972-82</u>	<u>1982B</u>	<u>1983-87</u>	<u>1987B</u>	<u>1988-91</u>	<u>1993-98</u>	<u>2000</u>	<u>2002</u>	<u>2004</u>	<u>2006</u>	<u>2008</u>	<u>2010</u>	<u>2012</u>	<u>2014</u>	<u>ALL</u>
Should	1	371	59	911	0	0	0	0	0	0	0	0	0	0	0	1341
Should not	2	295	103	844	0	0	0	0	0	0	0	0	0	0	0	1242
Don't know	8	26	4	51	0	0	0	0	0	0	0	0	0	0	0	81
No answer	9	18	7	82	0	0	0	0	0	0	0	0	0	0	0	107
Not applicable	IAP	12916	181	5654	353	5907	10334	2817	2765	2812	4510	2023	2044	1974	2538	56828

295. If the United States returned to a military draft, it would not be necessary to draft everyone of military age. That is, certain types of people could be exempted, even though they were otherwise qualified for service.

A. Do you think college students should be exempted from a draft?

[VAR: DRAFTCOL]

<u>RESPONSE</u>	<u>PUNCH</u>	<u>YEAR</u>														
		<u>1972-82</u>	<u>1982B</u>	<u>1983-87</u>	<u>1987B</u>	<u>1988-91</u>	<u>1993-98</u>	<u>2000</u>	<u>2002</u>	<u>2004</u>	<u>2006</u>	<u>2008</u>	<u>2010</u>	<u>2012</u>	<u>2014</u>	<u>ALL</u>
Yes, exempt	1	406	101	0	0	0	0	0	0	0	0	0	0	0	0	507
No, not exempt	2	1043	236	0	0	0	0	0	0	0	0	0	0	0	0	1279
Don't know	8	55	16	0	0	0	0	0	0	0	0	0	0	0	0	71
No answer	9	2	1	0	0	0	0	0	0	0	0	0	0	0	0	3
Not applicable	IAP	12120	0	7542	353	5907	10334	2817	2765	2812	4510	2023	2044	1974	2538	57739

B. Should married persons be exempted?

[VAR: DRAFTMAR]

<u>RESPONSE</u>	<u>PUNCH</u>	<u>YEAR</u>														
		<u>1972-82</u>	<u>1982B</u>	<u>1983-87</u>	<u>1987B</u>	<u>1988-91</u>	<u>1993-98</u>	<u>2000</u>	<u>2002</u>	<u>2004</u>	<u>2006</u>	<u>2008</u>	<u>2010</u>	<u>2012</u>	<u>2014</u>	<u>ALL</u>
Yes, exempt	1	635	154	0	0	0	0	0	0	0	0	0	0	0	0	789
No, not exempt	2	804	176	0	0	0	0	0	0	0	0	0	0	0	0	980
Don't know	8	64	22	0	0	0	0	0	0	0	0	0	0	0	0	86
No answer	9	3	2	0	0	0	0	0	0	0	0	0	0	0	0	5
Not applicable	IAP	12120	0	7542	353	5907	10334	2817	2765	2812	4510	2023	2044	1974	2538	57739

C. Should parents of small children be exempted?

[VAR: DRAFTPAR]

<u>RESPONSE</u>	<u>PUNCH</u>	<u>YEAR</u>														
		<u>1972-82</u>	<u>1982B</u>	<u>1983-87</u>	<u>1987B</u>	<u>1988-91</u>	<u>1993-98</u>	<u>2000</u>	<u>2002</u>	<u>2004</u>	<u>2006</u>	<u>2008</u>	<u>2010</u>	<u>2012</u>	<u>2014</u>	<u>ALL</u>
Yes, exempt	1	1054	258	0	0	0	0	0	0	0	0	0	0	0	0	1312
No, not exempt	2	416	85	0	0	0	0	0	0	0	0	0	0	0	0	501
Don't know	8	34	9	0	0	0	0	0	0	0	0	0	0	0	0	43
No answer	9	2	2	0	0	0	0	0	0	0	0	0	0	0	0	4
Not applicable	IAP	12120	0	7542	353	5907	10334	2817	2765	2812	4510	2023	2044	1974	2538	57739

D. Should homosexuals be exempted?

[VAR: DRAFTGAY]

<u>RESPONSE</u>	<u>PUNCH</u>	<u>YEAR</u>														
		<u>1972-82</u>	<u>1982B</u>	<u>1983-87</u>	<u>1987B</u>	<u>1988-91</u>	<u>1993-98</u>	<u>2000</u>	<u>2002</u>	<u>2004</u>	<u>2006</u>	<u>2008</u>	<u>2010</u>	<u>2012</u>	<u>2014</u>	<u>ALL</u>
Yes, exempt	1	242	63	0	0	0	0	0	0	0	0	0	0	0	0	305
No, not exempt	2	1179	259	0	0	0	0	0	0	0	0	0	0	0	0	1438
Don't know	8	79	31	0	0	0	0	0	0	0	0	0	0	0	0	110
No answer	9	6	1	0	0	0	0	0	0	0	0	0	0	0	0	7
Not applicable	IAP	12120	0	7542	353	5907	10334	2817	2765	2812	4510	2023	2044	1974	2538	57739

E. People who have conscientious objections to war?

[VAR: DRAFTCO]

<u>RESPONSE</u>	<u>PUNCH</u>	<u>YEAR</u>														
		<u>1972-82</u>	<u>1982B</u>	<u>1983-87</u>	<u>1987B</u>	<u>1988-91</u>	<u>1993-98</u>	<u>2000</u>	<u>2002</u>	<u>2004</u>	<u>2006</u>	<u>2008</u>	<u>2010</u>	<u>2012</u>	<u>2014</u>	<u>ALL</u>
Yes, exempt	1	526	135	0	0	0	0	0	0	0	0	0	0	0	0	661
No, not exempt	2	894	193	0	0	0	0	0	0	0	0	0	0	0	0	1087
Don't know	8	81	23	0	0	0	0	0	0	0	0	0	0	0	0	104
No answer	9	5	3	0	0	0	0	0	0	0	0	0	0	0	0	8
Not applicable	IAP	12120	0	7542	353	5907	10334	2817	2765	2812	4510	2023	2044	1974	2538	57739

F. People in important defense occupations?

[VAR: DRAFTDEF]

<u>RESPONSE</u>	<u>PUNCH</u>	<u>YEAR</u>														
		<u>1972-82</u>	<u>1982B</u>	<u>1983-87</u>	<u>1987B</u>	<u>1988-91</u>	<u>1993-98</u>	<u>2000</u>	<u>2002</u>	<u>2004</u>	<u>2006</u>	<u>2008</u>	<u>2010</u>	<u>2012</u>	<u>2014</u>	<u>ALL</u>
Yes, exempt	1	807	137	0	0	0	0	0	0	0	0	0	0	0	0	944
No, not exempt	2	624	197	0	0	0	0	0	0	0	0	0	0	0	0	821
Don't know	8	72	17	0	0	0	0	0	0	0	0	0	0	0	0	89
No answer	9	3	3	0	0	0	0	0	0	0	0	0	0	0	0	6
Not applicable	IAP	12120	0	7542	353	5907	10334	2817	2765	2812	4510	2023	2044	1974	2538	57739

296. Have any other members of your immediate family--that is, your (spouse/parent/children/brothers or sisters)--ever served in the armed forces?

[VAR: VETFAM]

<u>RESPONSE</u>	<u>PUNCH</u>	<u>YEAR</u>														
		<u>1972-82</u>	<u>1982B</u>	<u>1983-87</u>	<u>1987B</u>	<u>1988-91</u>	<u>1993-98</u>	<u>2000</u>	<u>2002</u>	<u>2004</u>	<u>2006</u>	<u>2008</u>	<u>2010</u>	<u>2012</u>	<u>2014</u>	<u>ALL</u>
Yes	1	1074	223	1066	0	0	0	0	0	0	0	0	0	0	0	2363
No	2	427	124	381	0	0	0	0	0	0	0	0	0	0	0	932
No answer	9	5	7	26	0	0	0	0	0	0	0	0	0	0	0	38
Not applicable	IAP	12120	0	6069	353	5907	10334	2817	2765	2812	4510	2023	2044	1974	2538	56266

IF YES:

A. Are any other members of your immediate family serving in the Armed Forces now?

[VAR: VETFAMNW]

<u>RESPONSE</u>	<u>PUNCH</u>	<u>YEAR</u>														
		<u>1972-82</u>	<u>1982B</u>	<u>1983-87</u>	<u>1987B</u>	<u>1988-91</u>	<u>1993-98</u>	<u>2000</u>	<u>2002</u>	<u>2004</u>	<u>2006</u>	<u>2008</u>	<u>2010</u>	<u>2012</u>	<u>2014</u>	<u>ALL</u>
Yes	1	0	0	144	0	0	0	0	0	0	0	0	0	0	0	144
No	2	0	0	912	0	0	0	0	0	0	0	0	0	0	0	912
No Answer	9	0	0	36	0	0	0	0	0	0	0	0	0	0	0	36
Not applicable (Punch 2 in VETFAM)	IAP	13626	354	6450	353	5907	10334	2817	2765	2812	4510	2023	2044	1974	2538	58507

297. A. Thinking about opportunities and equal treatment for minority groups, like Blacks and Hispanics - Would you say that their treatment and opportunities are better in the military, better in civilian employment, or that there isn't any difference these days?

[VAR: MINMILOP]

<u>RESPONSE</u>	<u>PUNCH</u>	<u>YEAR</u>														
		<u>1972-82</u>	<u>1982B</u>	<u>1983-87</u>	<u>1987B</u>	<u>1988-91</u>	<u>1993-98</u>	<u>2000</u>	<u>2002</u>	<u>2004</u>	<u>2006</u>	<u>2008</u>	<u>2010</u>	<u>2012</u>	<u>2014</u>	<u>ALL</u>
Better in the military	1	0	0	706	0	0	0	0	0	0	0	0	0	0	0	706
Better in civilian employment	2	0	0	85	0	0	0	0	0	0	0	0	0	0	0	85
No difference	3	0	0	558	0	0	0	0	0	0	0	0	0	0	0	558
Don't know	8	0	0	100	0	0	0	0	0	0	0	0	0	0	0	100
No answer	9	0	0	24	0	0	0	0	0	0	0	0	0	0	0	24
Not applicable	IAP	13626	354	6069	353	5907	10334	2817	2765	2812	4510	2023	2044	1974	2538	58126

- B. And what about women? Would you say that their treatment and opportunities are better in the military, better in civilian employment, or that there isn't any difference these days?

[VAR: FEMILOP]

<u>RESPONSE</u>	<u>PUNCH</u>	<u>YEAR</u>														
		<u>1972-82</u>	<u>1982B</u>	<u>1983-87</u>	<u>1987B</u>	<u>1988-91</u>	<u>1993-98</u>	<u>2000</u>	<u>2002</u>	<u>2004</u>	<u>2006</u>	<u>2008</u>	<u>2010</u>	<u>2012</u>	<u>2014</u>	<u>ALL</u>
Better in the military	1	0	0	267	0	0	0	0	0	0	0	0	0	0	0	267
Better in civilian employment	2	0	0	474	0	0	0	0	0	0	0	0	0	0	0	474
No difference	3	0	0	625	0	0	0	0	0	0	0	0	0	0	0	625
Don't know	8	0	0	83	0	0	0	0	0	0	0	0	0	0	0	83
No answer	9	0	0	24	0	0	0	0	0	0	0	0	0	0	0	24
Not applicable	IAP	13626	354	6069	353	5907	10334	2817	2765	2812	4510	2023	2044	1974	2538	58126

298. Even though they are no longer drafted for military service, young men are still required by law to register for the draft when they become 18 years old. If a young man refuses to register for the draft, do you think he should be punished in any way?

[VAR: COPUNISH]

<u>RESPONSE</u>	<u>PUNCH</u>	<u>YEAR</u>														
		<u>1972-82</u>	<u>1982B</u>	<u>1983-87</u>	<u>1987B</u>	<u>1988-91</u>	<u>1993-98</u>	<u>2000</u>	<u>2002</u>	<u>2004</u>	<u>2006</u>	<u>2008</u>	<u>2010</u>	<u>2012</u>	<u>2014</u>	<u>ALL</u>
Yes (ASK A)	1	0	0	956	0	0	0	0	0	0	0	0	0	0	0	956
No (GO TO MILOKME)	2	0	0	446	0	0	0	0	0	0	0	0	0	0	0	446
Don't know	8	0	0	50	0	0	0	0	0	0	0	0	0	0	0	50
No answer	9	0	0	21	0	0	0	0	0	0	0	0	0	0	0	21
Not applicable	IAP	13626	354	6069	353	5907	10334	2817	2765	2812	4510	2023	2044	1974	2538	58126

IF YES:

A. If a young man refuses to register for the draft, would you approve or disapprove of sending him to jail?

[VAR: COJAIL]

<u>RESPONSE</u>	<u>PUNCH</u>	<u>YEAR</u>														
		<u>1972-82</u>	<u>1982B</u>	<u>1983-87</u>	<u>1987B</u>	<u>1988-91</u>	<u>1993-98</u>	<u>2000</u>	<u>2002</u>	<u>2004</u>	<u>2006</u>	<u>2008</u>	<u>2010</u>	<u>2012</u>	<u>2014</u>	<u>ALL</u>
Approve	1	0	0	405	0	0	0	0	0	0	0	0	0	0	0	405
Disapprove	2	0	0	511	0	0	0	0	0	0	0	0	0	0	0	511
Don't know	8	0	0	38	0	0	0	0	0	0	0	0	0	0	0	38
No answer	9	0	0	23	0	0	0	0	0	0	0	0	0	0	0	23
No applicable (Punch 2 in COPUNISH)	IAP	13626	354	6565	353	5907	10334	2817	2765	2812	4510	2023	2044	1974	2538	58622

299. A. For most young men, do you think military service is definitely a good experience, probably a good experience, probably not a good experience, or definitely not a good experience for them?

[VAR: MILOKME]

<u>RESPONSE</u>	<u>PUNCH</u>	<u>YEAR</u>														
		<u>1972-82</u>	<u>1982B</u>	<u>1983-87</u>	<u>1987B</u>	<u>1988-91</u>	<u>1993-98</u>	<u>2000</u>	<u>2002</u>	<u>2004</u>	<u>2006</u>	<u>2008</u>	<u>2010</u>	<u>2012</u>	<u>2014</u>	<u>ALL</u>
Definitely good	1	0	0	471	0	0	0	0	0	0	0	0	0	0	0	471
Probably good	2	0	0	796	0	0	0	0	0	0	0	0	0	0	0	796
Probably not good	3	0	0	132	0	0	0	0	0	0	0	0	0	0	0	132
Definitely not good	4	0	0	23	0	0	0	0	0	0	0	0	0	0	0	23
Don't know	8	0	0	29	0	0	0	0	0	0	0	0	0	0	0	29
No answer	9	0	0	22	0	0	0	0	0	0	0	0	0	0	0	22
Not applicable	IAP	13626	354	6069	353	5907	10334	2817	2765	2812	4510	2023	2044	1974	2538	58126

- B. How about for most young women, do you think military service is definitely a good experience, probably a good experience, probably not a good experience, or definitely not a good experience for them?

[VAR: MILOKFE]

<u>RESPONSE</u>	<u>PUNCH</u>	<u>YEAR</u>														
		<u>1972-82</u>	<u>1982B</u>	<u>1983-87</u>	<u>1987B</u>	<u>1988-91</u>	<u>1993-98</u>	<u>2000</u>	<u>2002</u>	<u>2004</u>	<u>2006</u>	<u>2008</u>	<u>2010</u>	<u>2012</u>	<u>2014</u>	<u>ALL</u>
Definitely good	1	0	0	208	0	0	0	0	0	0	0	0	0	0	0	208
Probably good	2	0	0	807	0	0	0	0	0	0	0	0	0	0	0	807
Probably not good	3	0	0	283	0	0	0	0	0	0	0	0	0	0	0	283
Definitely not good	4	0	0	95	0	0	0	0	0	0	0	0	0	0	0	95
Don't know	8	0	0	58	0	0	0	0	0	0	0	0	0	0	0	58
No answer	9	0	0	22	0	0	0	0	0	0	0	0	0	0	0	22
Not applicable	IAP	13626	354	6069	353	5907	10334	2817	2765	2812	4510	2023	2044	1974	2538	58126

300. Many people who want to volunteer for service in the armed forces do not have the necessary basic skills like reading, writing and arithmetic. Do you think the armed forces should refuse to accept such volunteers, or should they accept them and give them the necessary education?

[VAR: UPGRADE]

<u>RESPONSE</u>	<u>PUNCH</u>	<u>YEAR</u>														
		<u>1972-82</u>	<u>1982B</u>	<u>1983-87</u>	<u>1987B</u>	<u>1988-91</u>	<u>1993-98</u>	<u>2000</u>	<u>2002</u>	<u>2004</u>	<u>2006</u>	<u>2008</u>	<u>2010</u>	<u>2012</u>	<u>2014</u>	<u>ALL</u>
Refuse to accept them	1	0	0	245	0	0	0	0	0	0	0	0	0	0	0	245
Accept and educate them	2	0	0	1176	0	0	0	0	0	0	0	0	0	0	0	1176
Don't know	8	0	0	27	0	0	0	0	0	0	0	0	0	0	0	27
No answer	9	0	0	25	0	0	0	0	0	0	0	0	0	0	0	25
Not applicable	IAP	13626	354	6069	353	5907	10334	2817	2765	2812	4510	2023	2044	1974	2538	58126

301. Most people in the Armed Forces are taught skills they can use in civilian jobs later. But some don't get such training. They are taught only combat skills. Do you think the Armed Forces have an obligation to train everybody in service for civilian jobs later, or is that not a responsibility of the Armed Forces?

[VAR: JOBTRAIN]

<u>RESPONSE</u>	<u>PUNCH</u>	<u>YEAR</u>														
		<u>1972-82</u>	<u>1982B</u>	<u>1983-87</u>	<u>1987B</u>	<u>1988-91</u>	<u>1993-98</u>	<u>2000</u>	<u>2002</u>	<u>2004</u>	<u>2006</u>	<u>2008</u>	<u>2010</u>	<u>2012</u>	<u>2014</u>	<u>ALL</u>
Yes, an obligation	1	0	0	690	0	0	0	0	0	0	0	0	0	0	0	690
No, not an obligation	2	0	0	722	0	0	0	0	0	0	0	0	0	0	0	722
Don't know	8	0	0	36	0	0	0	0	0	0	0	0	0	0	0	36
No answer	9	0	0	25	0	0	0	0	0	0	0	0	0	0	0	25
Not applicable	IAP	13626	354	6069	353	5907	10334	2817	2765	2812	4510	2023	2044	1974	2538	58126

302. I'm going to read you some possible military situations the U.S. might face in the next ten years. (HAND CARD BB)
 Some people feel these situations are certain to happen (think of these as point 7 on the scale), others think these situations won't happen at all (think of these as point 1 on the scale). And of course some people have opinions somewhere in between. For each of these possible military situations, please give me your best guess as to how likely it is to happen.

For example, an all-out atomic war. Where would you put the likelihood of an all-out atomic war during the next ten years? (Would you say 7--it is certain to happen, 1--it won't happen at all, or something in between?) (CIRCLE ONE CODE FOR "A" AND REPEAT FOR B-F)

HAND
CARD BB

A. An all-out atomic war?

[VAR: NUKEWAR]

RESPONSE	PUNCH	YEAR														
		<u>1972-82</u>	<u>1982B</u>	<u>1983-87</u>	<u>1987B</u>	<u>1988-91</u>	<u>1993-98</u>	<u>2000</u>	<u>2002</u>	<u>2004</u>	<u>2006</u>	<u>2008</u>	<u>2010</u>	<u>2012</u>	<u>2014</u>	<u>ALL</u>
1 - Won't happen	1	0	0	322	0	0	0	0	0	0	0	0	0	0	0	322
2	2	0	0	264	0	0	0	0	0	0	0	0	0	0	0	264
3	3	0	0	203	0	0	0	0	0	0	0	0	0	0	0	203
4	4	0	0	317	0	0	0	0	0	0	0	0	0	0	0	317
5	5	0	0	166	0	0	0	0	0	0	0	0	0	0	0	166
6	6	0	0	47	0	0	0	0	0	0	0	0	0	0	0	47
7 - Certain to happen	7	0	0	99	0	0	0	0	0	0	0	0	0	0	0	99
Don't know	8	0	0	33	0	0	0	0	0	0	0	0	0	0	0	33
No answer	9	0	0	22	0	0	0	0	0	0	0	0	0	0	0	22
Not applicable	IAP	13626	354	6069	353	5907	10334	2817	2765	2812	4510	2023	2044	1974	2538	58126

B. A conventional ground war involving thousands of troops?

[VAR: LANDWAR]

<u>RESPONSE</u>	<u>PUNCH</u>	<u>YEAR</u>														
		<u>1972-82</u>	<u>1982B</u>	<u>1983-87</u>	<u>1987B</u>	<u>1988-91</u>	<u>1993-98</u>	<u>2000</u>	<u>2002</u>	<u>2004</u>	<u>2006</u>	<u>2008</u>	<u>2010</u>	<u>2012</u>	<u>2014</u>	<u>ALL</u>
1 - Won't happen	1	0	0	91	0	0	0	0	0	0	0	0	0	0	0	91
2	2	0	0	91	0	0	0	0	0	0	0	0	0	0	0	91
3	3	0	0	186	0	0	0	0	0	0	0	0	0	0	0	186
4	4	0	0	355	0	0	0	0	0	0	0	0	0	0	0	355
5	5	0	0	295	0	0	0	0	0	0	0	0	0	0	0	295
6	6	0	0	179	0	0	0	0	0	0	0	0	0	0	0	179
7 - Certain to happen	7	0	0	216	0	0	0	0	0	0	0	0	0	0	0	216
Don't know	8	0	0	38	0	0	0	0	0	0	0	0	0	0	0	38
No answer	9	0	0	22	0	0	0	0	0	0	0	0	0	0	0	22
Not applicable	IAP	13626	354	6069	353	5907	10334	2817	2765	2812	4510	2023	2044	1974	2538	58126

C. Peace but increasing arms build by the U.S. and Russia?

[VAR: MORENUKE]

<u>RESPONSE</u>	<u>PUNCH</u>	<u>YEAR</u>														
		<u>1972-82</u>	<u>1982B</u>	<u>1983-87</u>	<u>1987B</u>	<u>1988-91</u>	<u>1993-98</u>	<u>2000</u>	<u>2002</u>	<u>2004</u>	<u>2006</u>	<u>2008</u>	<u>2010</u>	<u>2012</u>	<u>2014</u>	<u>ALL</u>
1 - Won't happen	1	0	0	91	0	0	0	0	0	0	0	0	0	0	0	91
2	2	0	0	83	0	0	0	0	0	0	0	0	0	0	0	83
3	3	0	0	112	0	0	0	0	0	0	0	0	0	0	0	112
4	4	0	0	319	0	0	0	0	0	0	0	0	0	0	0	319
5	5	0	0	296	0	0	0	0	0	0	0	0	0	0	0	296
6	6	0	0	227	0	0	0	0	0	0	0	0	0	0	0	227
7 - Certain to happen	7	0	0	278	0	0	0	0	0	0	0	0	0	0	0	278
Don't know	8	0	0	43	0	0	0	0	0	0	0	0	0	0	0	43
No answer	9	0	0	24	0	0	0	0	0	0	0	0	0	0	0	24
Not applicable	IAP	13626	354	6069	353	5907	10334	2817	2765	2812	4510	2023	2044	1974	2538	58126

D. An agreement with the Russians to reduce atomic arms by both sides?

[VAR: LESSNUKE]

<u>RESPONSE</u>	<u>PUNCH</u>	<u>YEAR</u>														
		<u>1972-82</u>	<u>1982B</u>	<u>1983-87</u>	<u>1987B</u>	<u>1988-91</u>	<u>1993-98</u>	<u>2000</u>	<u>2002</u>	<u>2004</u>	<u>2006</u>	<u>2008</u>	<u>2010</u>	<u>2012</u>	<u>2014</u>	<u>ALL</u>
1 - Won't happen	1	0	0	271	0	0	0	0	0	0	0	0	0	0	0	271
2	2	0	0	249	0	0	0	0	0	0	0	0	0	0	0	249
3	3	0	0	239	0	0	0	0	0	0	0	0	0	0	0	239
4	4	0	0	364	0	0	0	0	0	0	0	0	0	0	0	364
5	5	0	0	155	0	0	0	0	0	0	0	0	0	0	0	155
6	6	0	0	67	0	0	0	0	0	0	0	0	0	0	0	67
7 - Certain to happen	7	0	0	66	0	0	0	0	0	0	0	0	0	0	0	66
Don't know	8	0	0	39	0	0	0	0	0	0	0	0	0	0	0	39
No answer	9	0	0	23	0	0	0	0	0	0	0	0	0	0	0	23
Not applicable	IAP	13626	354	6069	353	5907	10334	2817	2765	2812	4510	2023	2044	1974	2538	58126

E. Elimination of atomic weapons by both U.S. and Russia?

[VAR: NONUKE]

<u>RESPONSE</u>	<u>PUNCH</u>	<u>YEAR</u>														
		<u>1972-82</u>	<u>1982B</u>	<u>1983-87</u>	<u>1987B</u>	<u>1988-91</u>	<u>1993-98</u>	<u>2000</u>	<u>2002</u>	<u>2004</u>	<u>2006</u>	<u>2008</u>	<u>2010</u>	<u>2012</u>	<u>2014</u>	<u>ALL</u>
1 - Won't happen	1	0	0	832	0	0	0	0	0	0	0	0	0	0	0	832
2	2	0	0	224	0	0	0	0	0	0	0	0	0	0	0	224
3	3	0	0	110	0	0	0	0	0	0	0	0	0	0	0	110
4	4	0	0	117	0	0	0	0	0	0	0	0	0	0	0	117
5	5	0	0	52	0	0	0	0	0	0	0	0	0	0	0	52
6	6	0	0	29	0	0	0	0	0	0	0	0	0	0	0	29
7 - Certain to happen	7	0	0	43	0	0	0	0	0	0	0	0	0	0	0	43
Don't know	8	0	0	44	0	0	0	0	0	0	0	0	0	0	0	44
No answer	9	0	0	22	0	0	0	0	0	0	0	0	0	0	0	22
Not applicable	IAP	13626	354	6069	353	5907	10334	2817	2765	2812	4510	2023	2044	1974	2538	58126

F. Repeated guerilla wars against left wing rebels?

[VAR: GUERILLA]

RESPONSE	PUNCH	YEAR														
		<u>1972-82</u>	<u>1982B</u>	<u>1983-87</u>	<u>1987B</u>	<u>1988-91</u>	<u>1993-98</u>	<u>2000</u>	<u>2002</u>	<u>2004</u>	<u>2006</u>	<u>2008</u>	<u>2010</u>	<u>2012</u>	<u>2014</u>	<u>ALL</u>
1 - Won't happen	1	0	0	52	0	0	0	0	0	0	0	0	0	0	0	52
2	2	0	0	27	0	0	0	0	0	0	0	0	0	0	0	27
3	3	0	0	72	0	0	0	0	0	0	0	0	0	0	0	72
4	4	0	0	202	0	0	0	0	0	0	0	0	0	0	0	202
5	5	0	0	259	0	0	0	0	0	0	0	0	0	0	0	259
6	6	0	0	274	0	0	0	0	0	0	0	0	0	0	0	274
7 - Certain to happen	7	0	0	476	0	0	0	0	0	0	0	0	0	0	0	476
Don't know	8	0	0	88	0	0	0	0	0	0	0	0	0	0	0	88
No answer	9	0	0	23	0	0	0	0	0	0	0	0	0	0	0	23
Not applicable	IAP	13626	354	6069	353	5907	10334	2817	2765	2812	4510	2023	2044	1974	2538	58126

REMARKS: Card BB contained responses 1-7.303. Are you or any members of your present household currently receiving any pay or benefits from either the military or the Veterans Administration?

[VAR: VETAID]

RESPONSE	PUNCH	YEAR														
		<u>1972-82</u>	<u>1982B</u>	<u>1983-87</u>	<u>1987B</u>	<u>1988-91</u>	<u>1993-98</u>	<u>2000</u>	<u>2002</u>	<u>2004</u>	<u>2006</u>	<u>2008</u>	<u>2010</u>	<u>2012</u>	<u>2014</u>	<u>ALL</u>
Yes	1	0	0	145	0	0	0	0	0	0	0	0	0	0	0	145
No	2	0	0	1298	0	0	0	0	0	0	0	0	0	0	0	1298
Don't know	8	0	0	2	0	0	0	0	0	0	0	0	0	0	0	2
No answer	9	0	0	28	0	0	0	0	0	0	0	0	0	0	0	28
Not applicable	IAP	13626	354	6069	353	5907	10334	2817	2765	2812	4510	2023	2044	1974	2538	58126

304. Have you ever worked for a company where a major part of their business was selling supplies or services to the armed forces?

[VAR: DEFWRKEV]

RESPONSE	PUNCH	YEAR														
		<u>1972-82</u>	<u>1982B</u>	<u>1983-87</u>	<u>1987B</u>	<u>1988-91</u>	<u>1993-98</u>	<u>2000</u>	<u>2002</u>	<u>2004</u>	<u>2006</u>	<u>2008</u>	<u>2010</u>	<u>2012</u>	<u>2014</u>	<u>ALL</u>
Yes (ASK A)	1	0	0	181	0	0	0	0	0	0	0	0	0	0	0	181
No	2	0	0	1262	0	0	0	0	0	0	0	0	0	0	0	1262
No answer	9	0	0	30	0	0	0	0	0	0	0	0	0	0	0	30
Not applicable	IAP	13626	354	6069	353	5907	10334	2817	2765	2812	4510	2023	2044	1974	2538	58126

IF YES:

A. Do you work for such a company now?

[VAR: DEFWRKNW]

<u>RESPONSE</u>	<u>PUNCH</u>	<u>YEAR</u>														
		<u>1972-82</u>	<u>1982B</u>	<u>1983-87</u>	<u>1987B</u>	<u>1988-91</u>	<u>1993-98</u>	<u>2000</u>	<u>2002</u>	<u>2004</u>	<u>2006</u>	<u>2008</u>	<u>2010</u>	<u>2012</u>	<u>2014</u>	<u>ALL</u>
Yes	1	0	0	37	0	0	0	0	0	0	0	0	0	0	0	37
No	2	0	0	142	0	0	0	0	0	0	0	0	0	0	0	142
No answer	9	0	0	32	0	0	0	0	0	0	0	0	0	0	0	32
Not applicable (Punch 2 in DEFWRKEV)	IAP	13626	354	7331	353	5907	10334	2817	2765	2812	4510	2023	2044	1974	2538	59388

305. Have you ever had a civilian job with the armed forces or the Defense Department?

[VAR: MILWRKEV]

<u>RESPONSE</u>	<u>PUNCH</u>	<u>YEAR</u>														
		<u>1972-82</u>	<u>1982B</u>	<u>1983-87</u>	<u>1987B</u>	<u>1988-91</u>	<u>1993-98</u>	<u>2000</u>	<u>2002</u>	<u>2004</u>	<u>2006</u>	<u>2008</u>	<u>2010</u>	<u>2012</u>	<u>2014</u>	<u>ALL</u>
Yes (ASK A)	1	0	0	82	0	0	0	0	0	0	0	0	0	0	0	82
No	2	0	0	1363	0	0	0	0	0	0	0	0	0	0	0	1363
No answer	9	0	0	28	0	0	0	0	0	0	0	0	0	0	0	28
Not applicable	IAP	13626	354	6069	353	5907	10334	2817	2765	2812	4510	2023	2044	1974	2538	58126

IF YES:

A. Do you have a job now with the armed forces or with the Defense Department?

[VAR: MILWRKNW]

<u>RESPONSE</u>	<u>PUNCH</u>	<u>YEAR</u>														
		<u>1972-82</u>	<u>1982B</u>	<u>1983-87</u>	<u>1987B</u>	<u>1988-91</u>	<u>1993-98</u>	<u>2000</u>	<u>2002</u>	<u>2004</u>	<u>2006</u>	<u>2008</u>	<u>2010</u>	<u>2012</u>	<u>2014</u>	<u>ALL</u>
Yes	1	0	0	13	0	0	0	0	0	0	0	0	0	0	0	13
No	2	0	0	65	0	0	0	0	0	0	0	0	0	0	0	65
No answer	9	0	0	32	0	0	0	0	0	0	0	0	0	0	0	32
Not applicable	IAP	13626	354	7432	353	5907	10334	2817	2765	2812	4510	2023	2044	1974	2538	59489

306. Would you say the economy of (NAME METROPOLITAN AREA OR COUNTY) is very dependent on defense business, somewhat dependent, or not dependent at all on defense business?

[VAR: RESDEFWK]

<u>RESPONSE</u>	<u>PUNCH</u>	<u>YEAR</u>														
		<u>1972-82</u>	<u>1982B</u>	<u>1983-87</u>	<u>1987B</u>	<u>1988-91</u>	<u>1993-98</u>	<u>2000</u>	<u>2002</u>	<u>2004</u>	<u>2006</u>	<u>2008</u>	<u>2010</u>	<u>2012</u>	<u>2014</u>	<u>ALL</u>
Very dependent	1	0	0	132	0	0	0	0	0	0	0	0	0	0	0	132
Somewhat dependent	2	0	0	495	0	0	0	0	0	0	0	0	0	0	0	495
Not dependent at all	3	0	0	748	0	0	0	0	0	0	0	0	0	0	0	748
Don't know	8	0	0	72	0	0	0	0	0	0	0	0	0	0	0	72
No answer	9	0	0	26	0	0	0	0	0	0	0	0	0	0	0	26
Not applicable	IAP	13626	354	6069	353	5907	10334	2817	2765	2812	4510	2023	2044	1974	2538	58126

307. And one last question. We all know that American citizens have certain rights. For example, they have the right to free public education and to police protection, the right to attend religious services of their choice, and the right to elect public officials.

I'd like to ask now about certain obligations that some people feel American citizens owe their country. I just want your own opinion on these--whether you feel it is a very important obligation, a somewhat important obligation, or not an obligation that a citizen owes to the country. (READ EACH STATEMENT AND CIRCLE ONE CODE FOR EACH).

(REPEAT ANSWER CATEGORIES AS NECESSARY)

A. First, to vote in elections?

[VAR: OBVOTE]

<u>RESPONSE</u>	<u>PUNCH</u>	<u>YEAR</u>														
		<u>1972-82</u>	<u>1982B</u>	<u>1983-87</u>	<u>1987B</u>	<u>1988-91</u>	<u>1993-98</u>	<u>2000</u>	<u>2002</u>	<u>2004</u>	<u>2006</u>	<u>2008</u>	<u>2010</u>	<u>2012</u>	<u>2014</u>	<u>ALL</u>
Very important	1	0	0	1152	0	0	0	0	0	0	0	0	0	0	0	1152
Somewhat important	2	0	0	229	0	0	0	0	0	0	0	0	0	0	0	229
Not an obligation	3	0	0	66	0	0	0	0	0	0	0	0	0	0	0	66
Don't know	8	0	0	4	0	0	0	0	0	0	0	0	0	0	0	4
No answer	9	0	0	22	0	0	0	0	0	0	0	0	0	0	0	22
Not applicable	IAP	13626	354	6069	353	5907	10334	2817	2765	2812	4510	2023	2044	1974	2538	58126

B. How about volunteering some time to community services?

[VAR: OBVOL]

<u>RESPONSE</u>	<u>PUNCH</u>	<u>YEAR</u>														
		<u>1972-82</u>	<u>1982B</u>	<u>1983-87</u>	<u>1987B</u>	<u>1988-91</u>	<u>1993-98</u>	<u>2000</u>	<u>2002</u>	<u>2004</u>	<u>2006</u>	<u>2008</u>	<u>2010</u>	<u>2012</u>	<u>2014</u>	<u>ALL</u>
Very important	1	0	0	451	0	0	0	0	0	0	0	0	0	0	0	451
Somewhat important	2	0	0	808	0	0	0	0	0	0	0	0	0	0	0	808
Not an obligation	3	0	0	182	0	0	0	0	0	0	0	0	0	0	0	182
Don't know	8	0	0	11	0	0	0	0	0	0	0	0	0	0	0	11
No answer	9	0	0	21	0	0	0	0	0	0	0	0	0	0	0	21
Not applicable	IAP	13626	354	6069	353	5907	10334	2817	2765	2812	4510	2023	2044	1974	2538	58126

C. How about serving on a jury if called?

[VAR: OBJURY]

<u>RESPONSE</u>	<u>PUNCH</u>	<u>YEAR</u>														
		<u>1972-82</u>	<u>1982B</u>	<u>1983-87</u>	<u>1987B</u>	<u>1988-91</u>	<u>1993-98</u>	<u>2000</u>	<u>2002</u>	<u>2004</u>	<u>2006</u>	<u>2008</u>	<u>2010</u>	<u>2012</u>	<u>2014</u>	<u>ALL</u>
Very important	1	0	0	941	0	0	0	0	0	0	0	0	0	0	0	941
Somewhat important	2	0	0	418	0	0	0	0	0	0	0	0	0	0	0	418
Not an obligation	3	0	0	79	0	0	0	0	0	0	0	0	0	0	0	79
Don't know	8	0	0	12	0	0	0	0	0	0	0	0	0	0	0	12
No answer	9	0	0	23	0	0	0	0	0	0	0	0	0	0	0	23
Not applicable	IAP	13626	354	6069	353	5907	10334	2817	2765	2812	4510	2023	2044	1974	2538	58126

D. Reporting a crime that he or she may have witnessed?

[VAR: OB911]

<u>RESPONSE</u>	<u>PUNCH</u>	<u>YEAR</u>														
		<u>1972-82</u>	<u>1982B</u>	<u>1983-87</u>	<u>1987B</u>	<u>1988-91</u>	<u>1993-98</u>	<u>2000</u>	<u>2002</u>	<u>2004</u>	<u>2006</u>	<u>2008</u>	<u>2010</u>	<u>2012</u>	<u>2014</u>	<u>ALL</u>
Very important	1	0	0	1312	0	0	0	0	0	0	0	0	0	0	0	1312
Somewhat important	2	0	0	114	0	0	0	0	0	0	0	0	0	0	0	114
Not an obligation	3	0	0	16	0	0	0	0	0	0	0	0	0	0	0	16
Don't know	8	0	0	8	0	0	0	0	0	0	0	0	0	0	0	8
No answer	9	0	0	23	0	0	0	0	0	0	0	0	0	0	0	23
Not applicable	IAP	13626	354	6069	353	5907	10334	2817	2765	2812	4510	2023	2044	1974	2538	58126

E. How about being able to speak and understand English?

[VAR: OBENG]

<u>RESPONSE</u>	<u>PUNCH</u>	<u>YEAR</u>														
		<u>1972-82</u>	<u>1982B</u>	<u>1983-87</u>	<u>1987B</u>	<u>1988-91</u>	<u>1993-98</u>	<u>2000</u>	<u>2002</u>	<u>2004</u>	<u>2006</u>	<u>2008</u>	<u>2010</u>	<u>2012</u>	<u>2014</u>	<u>ALL</u>
Very important	1	0	0	1207	0	0	0	0	0	0	0	0	0	0	0	1207
Somewhat important	2	0	0	200	0	0	0	0	0	0	0	0	0	0	0	200
Not an obligation	3	0	0	39	0	0	0	0	0	0	0	0	0	0	0	39
Don't know	8	0	0	6	0	0	0	0	0	0	0	0	0	0	0	6
No answer	9	0	0	21	0	0	0	0	0	0	0	0	0	0	0	21
Not applicable	IAP	13626	354	6069	353	5907	10334	2817	2765	2812	4510	2023	2044	1974	2538	58126

F. Keeping fully informed about news and public issues?

[VAR: OBKNOW]

<u>RESPONSE</u>	<u>PUNCH</u>	<u>YEAR</u>														
		<u>1972-82</u>	<u>1982B</u>	<u>1983-87</u>	<u>1987B</u>	<u>1988-91</u>	<u>1993-98</u>	<u>2000</u>	<u>2002</u>	<u>2004</u>	<u>2006</u>	<u>2008</u>	<u>2010</u>	<u>2012</u>	<u>2014</u>	<u>ALL</u>
Very important	1	0	0	813	0	0	0	0	0	0	0	0	0	0	0	813
Somewhat important	2	0	0	545	0	0	0	0	0	0	0	0	0	0	0	545
Not an obligation	3	0	0	81	0	0	0	0	0	0	0	0	0	0	0	81
Don't know	8	0	0	11	0	0	0	0	0	0	0	0	0	0	0	11
No answer	9	0	0	23	0	0	0	0	0	0	0	0	0	0	0	23
Not applicable	IAP	13626	354	6069	353	5907	10334	2817	2765	2812	4510	2023	2044	1974	2538	58126

G. How about, for young men, serving in the military during peacetime?

[VAR: OBMEPAX]

<u>RESPONSE</u>	<u>PUNCH</u>	<u>YEAR</u>														
		<u>1972-82</u>	<u>1982B</u>	<u>1983-87</u>	<u>1987B</u>	<u>1988-91</u>	<u>1993-98</u>	<u>2000</u>	<u>2002</u>	<u>2004</u>	<u>2006</u>	<u>2008</u>	<u>2010</u>	<u>2012</u>	<u>2014</u>	<u>ALL</u>
Very important	1	0	0	476	0	0	0	0	0	0	0	0	0	0	0	476
Somewhat important	2	0	0	700	0	0	0	0	0	0	0	0	0	0	0	700
Not an obligation	3	0	0	256	0	0	0	0	0	0	0	0	0	0	0	256
Don't know	8	0	0	18	0	0	0	0	0	0	0	0	0	0	0	18
No answer	9	0	0	23	0	0	0	0	0	0	0	0	0	0	0	23
Not applicable	IAP	13626	354	6069	353	5907	10334	2817	2765	2812	4510	2023	2044	1974	2538	58126

H. For young men, serving in the military when the country is at war?

[VAR: OBMEWAR]

<u>RESPONSE</u>	<u>PUNCH</u>	<u>YEAR</u>														
		<u>1972-82</u>	<u>1982B</u>	<u>1983-87</u>	<u>1987B</u>	<u>1988-91</u>	<u>1993-98</u>	<u>2000</u>	<u>2002</u>	<u>2004</u>	<u>2006</u>	<u>2008</u>	<u>2010</u>	<u>2012</u>	<u>2014</u>	<u>ALL</u>
Very important	1	0	0	1208	0	0	0	0	0	0	0	0	0	0	0	1208
Somewhat important	2	0	0	198	0	0	0	0	0	0	0	0	0	0	0	198
Not an obligation	3	0	0	34	0	0	0	0	0	0	0	0	0	0	0	34
Don't know	8	0	0	12	0	0	0	0	0	0	0	0	0	0	0	12
No answer	9	0	0	21	0	0	0	0	0	0	0	0	0	0	0	21
Not applicable	IAP	13626	354	6069	353	5907	10334	2817	2765	2812	4510	2023	2044	1974	2538	58126

I. For young women, serving in the military during peacetime?

[VAR: OBFEPAX]

<u>RESPONSE</u>	<u>PUNCH</u>	<u>YEAR</u>														
		<u>1972-82</u>	<u>1982B</u>	<u>1983-87</u>	<u>1987B</u>	<u>1988-91</u>	<u>1993-98</u>	<u>2000</u>	<u>2002</u>	<u>2004</u>	<u>2006</u>	<u>2008</u>	<u>2010</u>	<u>2012</u>	<u>2014</u>	<u>ALL</u>
Very important	1	0	0	256	0	0	0	0	0	0	0	0	0	0	0	256
Somewhat important	2	0	0	725	0	0	0	0	0	0	0	0	0	0	0	725
Not an obligation	3	0	0	449	0	0	0	0	0	0	0	0	0	0	0	449
Don't know	8	0	0	20	0	0	0	0	0	0	0	0	0	0	0	20
No answer	9	0	0	23	0	0	0	0	0	0	0	0	0	0	0	23
Not applicable	IAP	13626	354	6069	353	5907	10334	2817	2765	2812	4510	2023	2044	1974	2538	58126

J. For young women, serving in the military when the country is at war?

[VAR: OBFEWAR]

<u>RESPONSE</u>	<u>PUNCH</u>	<u>YEAR</u>														
		<u>1972-82</u>	<u>1982B</u>	<u>1983-87</u>	<u>1987B</u>	<u>1988-91</u>	<u>1993-98</u>	<u>2000</u>	<u>2002</u>	<u>2004</u>	<u>2006</u>	<u>2008</u>	<u>2010</u>	<u>2012</u>	<u>2014</u>	<u>ALL</u>
Very important	1	0	0	663	0	0	0	0	0	0	0	0	0	0	0	663
Somewhat important	2	0	0	531	0	0	0	0	0	0	0	0	0	0	0	531
Not an obligation	3	0	0	237	0	0	0	0	0	0	0	0	0	0	0	237
Don't know	8	0	0	16	0	0	0	0	0	0	0	0	0	0	0	16
No answer	9	0	0	26	0	0	0	0	0	0	0	0	0	0	0	26
Not applicable	IAP	13626	354	6069	353	5907	10334	2817	2765	2812	4510	2023	2044	1974	2538	58126

308. I'd like to talk with you about issues some people tell us are important. Please look at CARD BC. Some people think that the government in Washington should do everything possible to improve the standard of living of all poor Americans; they are at Point 1 on this card. Other people think it is not the government's responsibility, and that each person should take care of himself; they are at Point 5.

HAND CARD BC

- A. Where would you place yourself on this scale, or haven't you have up your mind on this?

[VAR: HELPPPOOR]

RESPONSE	PUNCH	YEAR														
		1972-82	1982B	1983-87	1987B	1988-91	1993-98	2000	2002	2004	2006	2008	2010	2012	2014	ALL
Government	1	434	0	1036	147	680	870	263	154	148	369	267	226	212	273	5079
	2	147	0	752	45	579	881	237	95	87	204	168	151	145	210	3701
Agree with both	3	518	0	2603	108	1708	3060	786	420	410	915	568	597	580	695	12968
	4	155	0	785	20	502	1076	309	115	124	261	187	198	181	241	4154
People	5	194	0	614	21	360	775	227	104	96	209	143	168	176	219	3306
Don't know	8	42	0	190	8	110	212	65	23	11	30	31	32	40	48	842
No answer	9	0	0	28	4	9	30	9	1	0	1	1	5	4	1	93
Not applicable	IAP	12136	354	1534	0	1959	3430	921	1853	1936	2521	658	667	636	851	29456

REMARKS: Card BC contained responses for punches 1-5.

FOR HELPPPOOR - HELPBLK: IF RESPONDENT HAS NOT MADE UP HIS/HER MIND ON AN ISSUE, CODE "DON'T KNOW." THIS IS AN ACCEPTABLE RESPONSE. DO NOT PROBE.

309. Now look at CARD BD. Some people think that the government in Washington is trying to do too many things that should be left to individuals and private businesses. Others disagree and think that the government should do even more to solve our country's problems. Still others have opinions somewhere in between.

HAND
CARD BD

A. Where would you place yourself on this scale, or haven't you made up your mind on this?

[VAR: HELPNOT]

<u>RESPONSE</u>	<u>PUNCH</u>	<u>YEAR</u>														
		<u>1972-82</u>	<u>1982B</u>	<u>1983-87</u>	<u>1987B</u>	<u>1988-91</u>	<u>1993-98</u>	<u>2000</u>	<u>2002</u>	<u>2004</u>	<u>2006</u>	<u>2008</u>	<u>2010</u>	<u>2012</u>	<u>2014</u>	<u>ALL</u>
Government do more	1	371	0	791	119	528	804	213	129	137	339	226	205	199	223	4284
2	2	161	0	747	57	569	897	226	93	86	199	174	165	147	174	3695
Agree with both	3	433	0	2265	107	1541	2581	709	431	381	859	539	498	530	624	11498
4	4	173	0	968	22	581	1183	331	123	123	288	175	189	171	258	4585
Government doing too much	5	245	0	854	17	465	1066	313	108	126	250	194	257	242	342	4479
Don't know	8	104	0	346	28	256	342	95	27	22	51	53	58	45	65	1492
No answer	9	3	0	37	3	8	31	9	1	1	3	4	5	4	1	110
Not applicable	IAP	12136	354	1534	0	1959	3430	921	1853	1936	2521	658	667	636	851	29456

REMARKS: Card BD contained responses for punches 1-5.

310. Look at CARD BE. In general, some people think that it is the responsibility of the government in Washington to see to it that people have help in paying for doctors and hospital bills. Others think that these matters are not the responsibility of the federal government and that people should take care of these things themselves.

HAND CARD BE

A. Where would you place yourself on this scale, or haven't you made up your mind on this?

[VAR: HELPSICK]

<u>RESPONSE</u>	<u>PUNCH</u>	<u>YEAR</u>														
		<u>1972-82</u>	<u>1982B</u>	<u>1983-87</u>	<u>1987B</u>	<u>1988-91</u>	<u>1993-98</u>	<u>2000</u>	<u>2002</u>	<u>2004</u>	<u>2006</u>	<u>2008</u>	<u>2010</u>	<u>2012</u>	<u>2014</u>	<u>ALL</u>
Government help	1	532	0	1560	165	1165	1791	539	287	280	665	471	402	384	412	8653
2	2	188	0	1159	55	924	1480	402	175	175	367	252	224	228	311	5940
Agree with both	3	423	0	1982	100	1196	2184	586	308	274	634	384	422	410	533	9436
4	4	115	0	627	16	323	698	194	65	66	166	125	142	153	175	2865
People take care	5	195	0	477	9	238	534	109	63	69	132	99	136	122	209	2392
Don't know	8	31	0	161	7	88	183	57	13	11	25	32	45	39	46	738
No answer	9	6	0	42	1	14	34	9	1	1	0	2	6	2	1	119
Not applicable	IAP	12136	354	1534	0	1959	3430	921	1853	1936	2521	658	667	636	851	29456

REMARKS: Card BE contained responses for punches 1-5.

311. Now look at CARD BF. Some people think that (Blacks/Negroes/African-Americans) have been discriminated against for so long that the government has a special obligation to help improve their living standards. Others believe that the government should not be giving special treatment to (Blacks/Negroes/African-Americans).

HAND CARD BF

A. Where would you place yourself on this scale, or haven't you made up your mind on this?

[VAR: HELPBLK]

RESPONSE	PUNCH	YEAR														
		<u>1972-82</u>	<u>1982B</u>	<u>1983-87</u>	<u>1987B</u>	<u>1988-91</u>	<u>1993-98</u>	<u>2000</u>	<u>2002</u>	<u>2004</u>	<u>2006</u>	<u>2008</u>	<u>2010</u>	<u>2012</u>	<u>2014</u>	<u>ALL</u>
Government help	1	240	0	525	129	407	518	176	76	66	209	125	124	93	150	2838
2	2	126	0	579	53	447	608	173	72	62	147	107	115	117	145	2751
Agree with both	3	311	0	1680	104	1326	2060	598	282	278	662	440	405	394	505	9045
4	4	179	0	1085	24	771	1524	361	177	158	365	253	266	231	293	5687
No special treatment	5	592	0	1905	33	1313	1936	492	283	295	565	383	412	447	529	9185
Don't know	8	40	0	193	9	144	223	81	20	12	37	50	49	47	58	963
No answer	9	2	0	41	1	13	35	15	2	5	4	7	6	9	7	147
Not applicable	IAP	12136	354	1534	0	1486	3430	921	1853	1936	2521	658	667	636	851	28983

REMARKS: Card BF contained responses to punches 1-5.

**The 1985 Topical Module: Social Networks
(NUMGIVEN-FRNDKNOW)**

**The 2004 Topical Module: Social Networks
(NUMGIVEN, CLOSE12-TALKTO5, EDUC1-RELIG5)**

312. From time to time, most people discuss important matters with other people. Looking back over the last six months - who are the people with whom you discussed matters important to you? Just tell me their first names or initials. IF LESS THAN 5 NAMES MENTIONED, PROBE, Anyone else? ONLY RECORD FIRST 5 NAMES.

LIST ALL NAMES IN ORDER ACROSS THE TOP OF THE MATRIX (SEE 2 PAGES AHEAD). THEN WRITE NAMES 2-5 DOWN THE SIDE OF THE MATRIX.

A. INTERVIEWER CHECK: HOW MANY NAMES WERE MENTIONED?

[VAR: NUMGIVEN]

RESPONSE	PUNCH	YEAR														
		<u>1972-82</u>	<u>1982B</u>	<u>1983-87</u>	<u>1987B</u>	<u>1988-91</u>	<u>1993-98</u>	<u>2000</u>	<u>2002</u>	<u>2004</u>	<u>2006</u>	<u>2008</u>	<u>2010</u>	<u>2012</u>	<u>2014</u>	<u>ALL</u>
0 (SKIP TO FRNDKNOW)	0	0	0	197	37	0	0	0	0	397	0	0	0	0	0	631
1 (SKIP TO SEX1-4)	1	0	0	438	77	0	0	0	0	281	0	0	0	0	0	796
2 (GO TO EQCLOSE)	2	0	0	512	73	0	0	0	0	263	0	0	0	0	0	848
3 (GO TO EQCLOSE)	3	0	0	1031	139	0	0	0	0	232	0	0	0	0	0	1402
4 (GO TO EQCLOSE)	4	0	0	333	12	0	0	0	0	128	0	0	0	0	0	473
5 (GO TO EQCLOSE)	5	0	0	339	8	0	0	0	0	96	0	0	0	0	0	443
6+ (GO TO EQCLOSE)	6	0	0	131	4	0	0	0	0	70	0	0	0	0	0	205
No answer	9	0	0	19	3	0	0	0	0	5	0	0	0	0	0	27
Not applicable	IAP	13626	354	4542	0	5907	10334	2817	2765	1340	4510	2023	2044	1974	2538	54774

313. Do you feel equally close to all these people?

[VAR: EQCLOSE]

RESPONSE	PUNCH	YEAR														
		<u>1972-82</u>	<u>1982B</u>	<u>1983-87</u>	<u>1987B</u>	<u>1988-91</u>	<u>1993-98</u>	<u>2000</u>	<u>2002</u>	<u>2004</u>	<u>2006</u>	<u>2008</u>	<u>2010</u>	<u>2012</u>	<u>2014</u>	<u>ALL</u>
Yes (GO TO CLOSE12)	1	0	0	1297	166	0	0	0	0	0	0	0	0	0	0	1463
No (ASK A)	2	0	0	1000	65	0	0	0	0	0	0	0	0	0	0	1065
No answer	9	0	0	68	8	0	0	0	0	0	0	0	0	0	0	76
Not applicable	IAP	13626	354	5177	114	5907	10334	2817	2765	2812	4510	2023	2044	1974	2538	56995

- A. Which of these people do you feel especially close to? REFER TO MATRIX ON PAGE 338 FOR NAME NUMBERS. CODE ALL RESPONDENT FEELS ESPECIALLY CLOSE TO, IF ONLY ONE MENTIONED, PROBE: Anyone else?

1. First name

[VAR: RCLOSE1]

<u>RESPONSE</u>	<u>PUNCH</u>	<u>YEAR</u>														
		<u>1972-82</u>	<u>1982B</u>	<u>1983-87</u>	<u>1987B</u>	<u>1988-91</u>	<u>1993-98</u>	<u>2000</u>	<u>2002</u>	<u>2004</u>	<u>2006</u>	<u>2008</u>	<u>2010</u>	<u>2012</u>	<u>2014</u>	<u>ALL</u>
Mentioned	1	0	0	736	48	0	0	0	0	0	0	0	0	0	0	784
Not mentioned	2	0	0	264	17	0	0	0	0	0	0	0	0	0	0	281
No answer	9	0	0	68	8	0	0	0	0	0	0	0	0	0	0	76
Not applicable	IAP	13626	354	6474	280	5907	10334	2817	2765	2812	4510	2023	2044	1974	2538	58458

2. Second name

[VAR: RCLOSE2]

<u>RESPONSE</u>	<u>PUNCH</u>	<u>YEAR</u>														
		<u>1972-82</u>	<u>1982B</u>	<u>1983-87</u>	<u>1987B</u>	<u>1988-91</u>	<u>1993-98</u>	<u>2000</u>	<u>2002</u>	<u>2004</u>	<u>2006</u>	<u>2008</u>	<u>2010</u>	<u>2012</u>	<u>2014</u>	<u>ALL</u>
Mentioned	1	0	0	342	23	0	0	0	0	0	0	0	0	0	0	365
Not mentioned	2	0	0	658	42	0	0	0	0	0	0	0	0	0	0	700
No answer	9	0	0	68	8	0	0	0	0	0	0	0	0	0	0	76
Not applicable	IAP	13626	354	6474	280	5907	10334	2817	2765	2812	4510	2023	2044	1974	2538	58458

3. Third name

[VAR: RCLOSE3]

<u>RESPONSE</u>	<u>PUNCH</u>	<u>YEAR</u>														
		<u>1972-82</u>	<u>1982B</u>	<u>1983-87</u>	<u>1987B</u>	<u>1988-91</u>	<u>1993-98</u>	<u>2000</u>	<u>2002</u>	<u>2004</u>	<u>2006</u>	<u>2008</u>	<u>2010</u>	<u>2012</u>	<u>2014</u>	<u>ALL</u>
Mentioned	1	0	0	183	9	0	0	0	0	0	0	0	0	0	0	192
Not mentioned	2	0	0	663	38	0	0	0	0	0	0	0	0	0	0	701
No answer	9	0	0	41	4	0	0	0	0	0	0	0	0	0	0	45
Not applicable	IAP	13626	354	6655	302	5907	10334	2817	2765	2812	4510	2023	2044	1974	2538	58661

4. Fourth name

[VAR: RCLOSE4]

<u>RESPONSE</u>	<u>PUNCH</u>	<u>YEAR</u>														
		<u>1972-82</u>	<u>1982B</u>	<u>1983-87</u>	<u>1987B</u>	<u>1988-91</u>	<u>1993-98</u>	<u>2000</u>	<u>2002</u>	<u>2004</u>	<u>2006</u>	<u>2008</u>	<u>2010</u>	<u>2012</u>	<u>2014</u>	<u>ALL</u>
Mentioned	1	0	0	97	0	0	0	0	0	0	0	0	0	0	0	97
Not mentioned	2	0	0	225	0	0	0	0	0	0	0	0	0	0	0	225
No answer	9	0	0	5	0	0	0	0	0	0	0	0	0	0	0	5
Not applicable	IAP	13626	354	7215	353	5907	10334	2817	2765	2812	4510	2023	2044	1974	2538	59272

5. Fifth name

[VAR: RCLOSE5]

<u>RESPONSE</u>	<u>PUNCH</u>	<u>YEAR</u>														
		<u>1972-82</u>	<u>1982B</u>	<u>1983-87</u>	<u>1987B</u>	<u>1988-91</u>	<u>1993-98</u>	<u>2000</u>	<u>2002</u>	<u>2004</u>	<u>2006</u>	<u>2008</u>	<u>2010</u>	<u>2012</u>	<u>2014</u>	<u>ALL</u>
Mentioned	1	0	0	54	0	0	0	0	0	0	0	0	0	0	0	54
Not mentioned	2	0	0	148	0	0	0	0	0	0	0	0	0	0	0	148
No answer	9	0	0	4	0	0	0	0	0	0	0	0	0	0	0	4
Not applicable	IAP	13626	354	7336	353	5907	10334	2817	2765	2812	4510	2023	2044	1974	2538	59393

REMARKS: See Appendix N for across survey changes.

314. IF LESS THAN 5 NAMES MENTIONED CROSS OUT UNUSED BOXES.

Please think about the relations between the people you just mentioned. Some of them may be total strangers in the sense that they wouldn't recognize each other if they bumped into each other on the street. Others may be especially close, as close or closer to each other as they are to you.

First, think about NAME 1 and NAME 2.

ASK CLOSE1 FOR FIRST PAIR.

A. Are _____ and _____ total strangers?

IF YES.....(ASK NAME1, NAME2, NAME3, NAME4, NAME5 FOR NEXT PAIR DOWN)

IF NO.....(ASK CLOSE12, CLOSE13, CLOSE14, CLOSE15, CLOSE 23, CLOSE24, CLOSE25, CLOSE34, CLOSE35, CLOSE45)

B. Are they especially close? PROBE: As close or closer to each other as they are to you?

IF YES.....(ASK NAME1, NAME2, NAME3, NAME4, NAME5 FOR NEXT PAIR DOWN)

IF NO.....(ASK NAME1, NAME2, NAME3, NAME4, NAME5 FOR NEXT PAIR DOWN)

PERSON	NAME 1	NAME 2	NAME 3	NAME 4
NAME 2	A. YES...1 NO.... 2			
	B. YES...1 NO...2			
NAME 3	A. YES...1 NO.... 2	A. YES...1 NO....2		
	B. YES...1 NO....2	B. YES...1 NO....2		
NAME 4	A. YES...1 NO.... 2	A. YES...1 NO....2	A. YES...1 NO....2	
	B. YES...1 NO....2	B. YES...1 NO....2	B. YES...1 NO....2	
NAME 5	A. YES...1 NO.... 2	A. YES...1 NO....2	A. YES...1 NO....2	A. YES...1 NO....2
	B. YES...1 NO....2	B. YES...1 NO....2	B. YES...1 NO....2	B. YES...1 NO....2

1. Closeness of First and Second Persons

[VAR: CLOSE12]

<u>RESPONSE</u>	<u>PUNCH</u>	<u>YEAR</u>														
		<u>1972-82</u>	<u>1982B</u>	<u>1983-87</u>	<u>1987B</u>	<u>1988-91</u>	<u>1993-98</u>	<u>2000</u>	<u>2002</u>	<u>2004</u>	<u>2006</u>	<u>2008</u>	<u>2010</u>	<u>2012</u>	<u>2014</u>	<u>ALL</u>
Especially close	1	0	0	540	0	0	0	0	0	405	0	0	0	0	0	945
Neither close nor strangers	2	0	0	471	0	0	0	0	0	283	0	0	0	0	0	754
Total strangers	3	0	0	147	0	0	0	0	0	100	0	0	0	0	0	247
No answer	9	0	0	12	0	0	0	0	0	6	0	0	0	0	0	18
Not applicable	IAP	13626	354	6372	353	5907	10334	2817	2765	2018	4510	2023	2044	1974	2538	57635

2. Closeness of First and Third Persons

[VAR: CLOSE13]

<u>RESPONSE</u>	<u>PUNCH</u>	<u>YEAR</u>														
		<u>1972-82</u>	<u>1982B</u>	<u>1983-87</u>	<u>1987B</u>	<u>1988-91</u>	<u>1993-98</u>	<u>2000</u>	<u>2002</u>	<u>2004</u>	<u>2006</u>	<u>2008</u>	<u>2010</u>	<u>2012</u>	<u>2014</u>	<u>ALL</u>
Especially close	1	0	0	361	0	0	0	0	0	226	0	0	0	0	0	587
Neither close nor strangers	2	0	0	397	0	0	0	0	0	232	0	0	0	0	0	629
Total strangers	3	0	0	148	0	0	0	0	0	67	0	0	0	0	0	215
Don't know	8	0	0	0	0	0	0	0	0	1	0	0	0	0	0	1
No answer	9	0	0	29	0	0	0	0	0	5	0	0	0	0	0	34
Not applicable	IAP	13626	354	6607	353	5907	10334	2817	2765	2281	4510	2023	2044	1974	2538	58133

3. Closeness of First and Fourth Persons

[VAR: CLOSE14]

<u>RESPONSE</u>	<u>PUNCH</u>	<u>YEAR</u>														
		<u>1972-82</u>	<u>1982B</u>	<u>1983-87</u>	<u>1987B</u>	<u>1988-91</u>	<u>1993-98</u>	<u>2000</u>	<u>2002</u>	<u>2004</u>	<u>2006</u>	<u>2008</u>	<u>2010</u>	<u>2012</u>	<u>2014</u>	<u>ALL</u>
Especially close	1	0	0	213	0	0	0	0	0	95	0	0	0	0	0	308
Neither close nor strangers	2	0	0	257	0	0	0	0	0	137	0	0	0	0	0	394
Total strangers	3	0	0	123	0	0	0	0	0	62	0	0	0	0	0	185
No answer	9	0	0	21	0	0	0	0	0	5	0	0	0	0	0	26
Not applicable	IAP	13626	354	6928	353	5907	10334	2817	2765	2513	4510	2023	2044	1974	2538	58686

4. Closeness of First and Fifth Persons

[VAR: CLOSE15]

<u>RESPONSE</u>	<u>PUNCH</u>	<u>YEAR</u>														
		<u>1972-82</u>	<u>1982B</u>	<u>1983-87</u>	<u>1987B</u>	<u>1988-91</u>	<u>1993-98</u>	<u>2000</u>	<u>2002</u>	<u>2004</u>	<u>2006</u>	<u>2008</u>	<u>2010</u>	<u>2012</u>	<u>2014</u>	<u>ALL</u>
Especially close	1	0	0	132	0	0	0	0	0	57	0	0	0	0	0	189
Neither close nor strangers	2	0	0	143	0	0	0	0	0	65	0	0	0	0	0	208
Total strangers	3	0	0	87	0	0	0	0	0	44	0	0	0	0	0	131
No answer	9	0	0	19	0	0	0	0	0	5	0	0	0	0	0	24
Not applicable	IAP	13626	354	7161	353	5907	10334	2817	2765	2641	4510	2023	2044	1974	2538	59047

5. Closeness of Second and Third Persons

[VAR: CLOSE23]

<u>RESPONSE</u>	<u>PUNCH</u>	<u>YEAR</u>														
		<u>1972-82</u>	<u>1982B</u>	<u>1983-87</u>	<u>1987B</u>	<u>1988-91</u>	<u>1993-98</u>	<u>2000</u>	<u>2002</u>	<u>2004</u>	<u>2006</u>	<u>2008</u>	<u>2010</u>	<u>2012</u>	<u>2014</u>	<u>ALL</u>
Especially close	1	0	0	353	0	0	0	0	0	246	0	0	0	0	0	599
Neither close nor strangers	2	0	0	345	0	0	0	0	0	185	0	0	0	0	0	530
Total strangers	3	0	0	214	0	0	0	0	0	95	0	0	0	0	0	309
No answer	9	0	0	23	0	0	0	0	0	5	0	0	0	0	0	28
Not applicable	IAP	13626	354	6607	353	5907	10334	2817	2765	2281	4510	2023	2044	1974	2538	58133

6. Closeness of Second and Fourth Persons

[VAR: CLOSE24]

<u>RESPONSE</u>	<u>PUNCH</u>	<u>YEAR</u>														
		<u>1972-82</u>	<u>1982B</u>	<u>1983-87</u>	<u>1987B</u>	<u>1988-91</u>	<u>1993-98</u>	<u>2000</u>	<u>2002</u>	<u>2004</u>	<u>2006</u>	<u>2008</u>	<u>2010</u>	<u>2012</u>	<u>2014</u>	<u>ALL</u>
Especially close	1	0	0	187	0	0	0	0	0	103	0	0	0	0	0	290
Neither close nor strangers	2	0	0	237	0	0	0	0	0	122	0	0	0	0	0	359
Total strangers	3	0	0	162	0	0	0	0	0	69	0	0	0	0	0	231
No answer	9	0	0	28	0	0	0	0	0	5	0	0	0	0	0	33
Not applicable	IAP	13626	354	6928	353	5907	10334	2817	2765	2513	4510	2023	2044	1974	2538	58686

7. Closeness of Second and Fifth Persons

[VAR: CLOSE25]

<u>RESPONSE</u>	<u>PUNCH</u>	<u>YEAR</u>														
		<u>1972-82</u>	<u>1982B</u>	<u>1983-87</u>	<u>1987B</u>	<u>1988-91</u>	<u>1993-98</u>	<u>2000</u>	<u>2002</u>	<u>2004</u>	<u>2006</u>	<u>2008</u>	<u>2010</u>	<u>2012</u>	<u>2014</u>	<u>ALL</u>
Especially close	1	0	0	124	0	0	0	0	0	50	0	0	0	0	0	174
Neither close nor strangers	2	0	0	128	0	0	0	0	0	76	0	0	0	0	0	204
Total strangers	3	0	0	109	0	0	0	0	0	39	0	0	0	0	0	148
No answer	9	0	0	20	0	0	0	0	0	6	0	0	0	0	0	26
Not applicable	IAP	13626	354	7161	353	5907	10334	2817	2765	2641	4510	2023	2044	1974	2538	59047

8. Closeness of Third and Fourth Persons

[VAR: CLOSE34]

<u>RESPONSE</u>	<u>PUNCH</u>	<u>YEAR</u>														
		<u>1972-82</u>	<u>1982B</u>	<u>1983-87</u>	<u>1987B</u>	<u>1988-91</u>	<u>1993-98</u>	<u>2000</u>	<u>2002</u>	<u>2004</u>	<u>2006</u>	<u>2008</u>	<u>2010</u>	<u>2012</u>	<u>2014</u>	<u>ALL</u>
Especially close	1	0	0	254	0	0	0	0	0	123	0	0	0	0	0	377
Neither close nor strangers	2	0	0	201	0	0	0	0	0	96	0	0	0	0	0	297
Total strangers	3	0	0	141	0	0	0	0	0	75	0	0	0	0	0	216
No answer	9	0	0	18	0	0	0	0	0	5	0	0	0	0	0	23
Not applicable	IAP	13626	354	6928	353	5907	10334	2817	2765	2513	4510	2023	2044	1974	2538	58686

9. Closeness of Third and Fifth Persons

[VAR: CLOSE35]

<u>RESPONSE</u>	<u>PUNCH</u>	<u>YEAR</u>														
		<u>1972-82</u>	<u>1982B</u>	<u>1983-87</u>	<u>1987B</u>	<u>1988-91</u>	<u>1993-98</u>	<u>2000</u>	<u>2002</u>	<u>2004</u>	<u>2006</u>	<u>2008</u>	<u>2010</u>	<u>2012</u>	<u>2014</u>	<u>ALL</u>
Especially close	1	0	0	122	0	0	0	0	0	51	0	0	0	0	0	173
Neither close nor strangers	2	0	0	139	0	0	0	0	0	62	0	0	0	0	0	201
Total strangers	3	0	0	99	0	0	0	0	0	53	0	0	0	0	0	152
No answer	9	0	0	21	0	0	0	0	0	5	0	0	0	0	0	26
Not applicable	IAP	13626	354	7161	353	5907	10334	2817	2765	2641	4510	2023	2044	1974	2538	59047

10. Closeness of Fourth and Fifth Persons

[VAR: CLOSE45]

<u>RESPONSE</u>	<u>PUNCH</u>	<u>YEAR</u>														
		<u>1972-82</u>	<u>1982B</u>	<u>1983-87</u>	<u>1987B</u>	<u>1988-91</u>	<u>1993-98</u>	<u>2000</u>	<u>2002</u>	<u>2004</u>	<u>2006</u>	<u>2008</u>	<u>2010</u>	<u>2012</u>	<u>2014</u>	<u>ALL</u>
Especially close	1	0	0	172	0	0	0	0	0	61	0	0	0	0	0	233
Neither close nor strangers	2	0	0	104	0	0	0	0	0	68	0	0	0	0	0	172
Total strangers	3	0	0	90	0	0	0	0	0	37	0	0	0	0	0	127
No answer	9	0	0	15	0	0	0	0	0	5	0	0	0	0	0	20
Not applicable	IAP	13626	354	7161	353	5907	10334	2817	2765	2641	4510	2023	2044	1974	2538	59047

REMARKS: CLOSE12 is a recode of RCLOSE, See Appendix D.

315. (NAME) is (male/female)? Is that correct? ASK FOR EACH NAME.

1. Sex of First Person

[VAR: SEX1]

<u>RESPONSE</u>	<u>PUNCH</u>	<u>YEAR</u>														
		<u>1972-82</u>	<u>1982B</u>	<u>1983-87</u>	<u>1987B</u>	<u>1988-91</u>	<u>1993-98</u>	<u>2000</u>	<u>2002</u>	<u>2004</u>	<u>2006</u>	<u>2008</u>	<u>2010</u>	<u>2012</u>	<u>2014</u>	<u>ALL</u>
Male	1	0	0	676	0	0	0	0	0	509	0	0	0	0	0	1185
Female	2	0	0	717	0	0	0	0	0	556	0	0	0	0	0	1273
No answer	9	0	0	5	0	0	0	0	0	10	0	0	0	0	0	15
Not applicable	IAP	13626	354	6144	353	5907	10334	2817	2765	1737	4510	2023	2044	1974	2538	57126

2. Sex of Second Person

[VAR: SEX2]

<u>RESPONSE</u>	<u>PUNCH</u>	<u>YEAR</u>														
		<u>1972-82</u>	<u>1982B</u>	<u>1983-87</u>	<u>1987B</u>	<u>1988-91</u>	<u>1993-98</u>	<u>2000</u>	<u>2002</u>	<u>2004</u>	<u>2006</u>	<u>2008</u>	<u>2010</u>	<u>2012</u>	<u>2014</u>	<u>ALL</u>
Male	1	0	0	606	0	0	0	0	0	353	0	0	0	0	0	959
Female	2	0	0	559	0	0	0	0	0	435	0	0	0	0	0	994
No answer	9	0	0	5	0	0	0	0	0	6	0	0	0	0	0	11
Not applicable	IAP	13626	354	6372	353	5907	10334	2817	2765	2018	4510	2023	2044	1974	2538	57635

3. Sex of Third Person

[VAR: SEX3]

<u>RESPONSE</u>	<u>PUNCH</u>	<u>YEAR</u>														
		<u>1972-82</u>	<u>1982B</u>	<u>1983-87</u>	<u>1987B</u>	<u>1988-91</u>	<u>1993-98</u>	<u>2000</u>	<u>2002</u>	<u>2004</u>	<u>2006</u>	<u>2008</u>	<u>2010</u>	<u>2012</u>	<u>2014</u>	<u>ALL</u>
Male	1	0	0	447	0	0	0	0	0	228	0	0	0	0	0	675
Female	2	0	0	485	0	0	0	0	0	297	0	0	0	0	0	782
No answer	9	0	0	3	0	0	0	0	0	6	0	0	0	0	0	9
Not applicable	IAP	13626	354	6607	353	5907	10334	2817	2765	2281	4510	2023	2044	1974	2538	58133

4. Sex of Fourth Person

[VAR: SEX4]

<u>RESPONSE</u>	<u>PUNCH</u>	<u>YEAR</u>														
		<u>1972-82</u>	<u>1982B</u>	<u>1983-87</u>	<u>1987B</u>	<u>1988-91</u>	<u>1993-98</u>	<u>2000</u>	<u>2002</u>	<u>2004</u>	<u>2006</u>	<u>2008</u>	<u>2010</u>	<u>2012</u>	<u>2014</u>	<u>ALL</u>
Male	1	0	0	292	0	0	0	0	0	137	0	0	0	0	0	429
Female	2	0	0	319	0	0	0	0	0	157	0	0	0	0	0	476
No answer	9	0	0	3	0	0	0	0	0	5	0	0	0	0	0	8
Not applicable	IAP	13626	354	6928	353	5907	10334	2817	2765	2513	4510	2023	2044	1974	2538	58686

5. Sex of Fifth Person

[VAR: SEX5]

<u>RESPONSE</u>	<u>PUNCH</u>	<u>YEAR</u>														
		<u>1972-82</u>	<u>1982B</u>	<u>1983-87</u>	<u>1987B</u>	<u>1988-91</u>	<u>1993-98</u>	<u>2000</u>	<u>2002</u>	<u>2004</u>	<u>2006</u>	<u>2008</u>	<u>2010</u>	<u>2012</u>	<u>2014</u>	<u>ALL</u>
Male	1	0	0	194	0	0	0	0	0	71	0	0	0	0	0	265
Female	2	0	0	183	0	0	0	0	0	95	0	0	0	0	0	278
No answer	9	0	0	4	0	0	0	0	0	5	0	0	0	0	0	9
Not applicable	IAP	13626	354	7161	353	5907	10334	2817	2765	2641	4510	2023	2044	1974	2538	59047

316. Is (NAME) Asian, Black, Hispanic, White or something else? ASK FOR EACH NAME.

1. Race of First Person

[VAR: RACE1]

<u>RESPONSE</u>	<u>PUNCH</u>	<u>YEAR</u>														
		<u>1972-82</u>	<u>1982B</u>	<u>1983-87</u>	<u>1987B</u>	<u>1988-91</u>	<u>1993-98</u>	<u>2000</u>	<u>2002</u>	<u>2004</u>	<u>2006</u>	<u>2008</u>	<u>2010</u>	<u>2012</u>	<u>2014</u>	<u>ALL</u>
Asian	1	0	0	14	0	0	0	0	0	24	0	0	0	0	0	38
Black	2	0	0	114	0	0	0	0	0	114	0	0	0	0	0	228
Hispanic	3	0	0	54	0	0	0	0	0	62	0	0	0	0	0	116
White	4	0	0	1201	0	0	0	0	0	835	0	0	0	0	0	2036
Other	5	0	0	7	0	0	0	0	0	30	0	0	0	0	0	37
Don't know	8	0	0	1	0	0	0	0	0	0	0	0	0	0	0	1
No answer	9	0	0	7	0	0	0	0	0	10	0	0	0	0	0	17
Not applicable	IAP	13626	354	6144	353	5907	10334	2817	2765	1737	4510	2023	2044	1974	2538	57126

2. Race of Second Person

[VAR: RACE2]

<u>RESPONSE</u>	<u>PUNCH</u>	<u>YEAR</u>														
		<u>1972-82</u>	<u>1982B</u>	<u>1983-87</u>	<u>1987B</u>	<u>1988-91</u>	<u>1993-98</u>	<u>2000</u>	<u>2002</u>	<u>2004</u>	<u>2006</u>	<u>2008</u>	<u>2010</u>	<u>2012</u>	<u>2014</u>	<u>ALL</u>
Asian	1	0	0	9	0	0	0	0	0	21	0	0	0	0	0	30
Black	2	0	0	86	0	0	0	0	0	73	0	0	0	0	0	159
Hispanic	3	0	0	37	0	0	0	0	0	43	0	0	0	0	0	80
White	4	0	0	1028	0	0	0	0	0	639	0	0	0	0	0	1667
Other	5	0	0	5	0	0	0	0	0	12	0	0	0	0	0	17
No answer	9	0	0	5	0	0	0	0	0	6	0	0	0	0	0	11
Not applicable	IAP	13626	354	6372	353	5907	10334	2817	2765	2018	4510	2023	2044	1974	2538	57635

3. Race of Third Person

[VAR: RACE3]

<u>RESPONSE</u>	<u>PUNCH</u>	<u>YEAR</u>														
		<u>1972-82</u>	<u>1982B</u>	<u>1983-87</u>	<u>1987B</u>	<u>1988-91</u>	<u>1993-98</u>	<u>2000</u>	<u>2002</u>	<u>2004</u>	<u>2006</u>	<u>2008</u>	<u>2010</u>	<u>2012</u>	<u>2014</u>	<u>ALL</u>
Asian	1	0	0	6	0	0	0	0	0	11	0	0	0	0	0	17
Black	2	0	0	60	0	0	0	0	0	45	0	0	0	0	0	105
Hispanic	3	0	0	32	0	0	0	0	0	29	0	0	0	0	0	61
White	4	0	0	826	0	0	0	0	0	427	0	0	0	0	0	1253
Other	5	0	0	6	0	0	0	0	0	13	0	0	0	0	0	19
No answer	9	0	0	5	0	0	0	0	0	6	0	0	0	0	0	11
Not applicable	IAP	13626	354	6607	353	5907	10334	2817	2765	2281	4510	2023	2044	1974	2538	58133

4. Race of Fourth Person

[VAR: RACE4]

<u>RESPONSE</u>	<u>PUNCH</u>	<u>YEAR</u>														
		<u>1972-82</u>	<u>1982B</u>	<u>1983-87</u>	<u>1987B</u>	<u>1988-91</u>	<u>1993-98</u>	<u>2000</u>	<u>2002</u>	<u>2004</u>	<u>2006</u>	<u>2008</u>	<u>2010</u>	<u>2012</u>	<u>2014</u>	<u>ALL</u>
Asian	1	0	0	2	0	0	0	0	0	8	0	0	0	0	0	10
Black	2	0	0	39	0	0	0	0	0	30	0	0	0	0	0	69
Hispanic	3	0	0	22	0	0	0	0	0	17	0	0	0	0	0	39
White	4	0	0	542	0	0	0	0	0	234	0	0	0	0	0	776
Other	5	0	0	4	0	0	0	0	0	5	0	0	0	0	0	9
No answer	9	0	0	5	0	0	0	0	0	5	0	0	0	0	0	10
Not applicable	IAP	13626	354	6928	353	5907	10334	2817	2765	2513	4510	2023	2044	1974	2538	58686

5. Race of Fifth Person

[VAR: RACE5]

<u>RESPONSE</u>	<u>PUNCH</u>	<u>YEAR</u>														
		<u>1972-82</u>	<u>1982B</u>	<u>1983-87</u>	<u>1987B</u>	<u>1988-91</u>	<u>1993-98</u>	<u>2000</u>	<u>2002</u>	<u>2004</u>	<u>2006</u>	<u>2008</u>	<u>2010</u>	<u>2012</u>	<u>2014</u>	<u>ALL</u>
Asian	1	0	0	1	0	0	0	0	0	2	0	0	0	0	0	3
Black	2	0	0	24	0	0	0	0	0	11	0	0	0	0	0	35
Hispanic	3	0	0	12	0	0	0	0	0	7	0	0	0	0	0	19
White	4	0	0	336	0	0	0	0	0	143	0	0	0	0	0	479
Other	5	0	0	4	0	0	0	0	0	3	0	0	0	0	0	7
No answer	9	0	0	4	0	0	0	0	0	5	0	0	0	0	0	9
Not applicable	IAP	13626	354	7161	353	5907	10334	2817	2765	2641	4510	2023	2044	1974	2538	59047

317. Here is a list of some of the ways in which people are connected to each other. Some people can be connected to you in more than one way. For example, a man could be your brother and he may belong to your church and be your lawyer. When I read you a name, please tell me all the ways that person is connected to you.

HAND CARD BG

How is (NAME) connected to you? PROBE: What other ways? ASK FOR EACH NAME.

A1. First Person is Spouse

[VAR: SPOUSE1]

<u>RESPONSE</u>	<u>PUNCH</u>	<u>YEAR</u>														
		<u>1972-82</u>	<u>1982B</u>	<u>1983-87</u>	<u>1987B</u>	<u>1988-91</u>	<u>1993-98</u>	<u>2000</u>	<u>2002</u>	<u>2004</u>	<u>2006</u>	<u>2008</u>	<u>2010</u>	<u>2012</u>	<u>2014</u>	<u>ALL</u>
Yes	1	0	0	944	50	0	0	0	0	383	0	0	0	0	0	1377
No	2	0	0	1839	263	0	0	0	0	682	0	0	0	0	0	2784
No answer	9	0	0	20	3	0	0	0	0	10	0	0	0	0	0	33
Not applicable	IAP	13626	354	4739	37	5907	10334	2817	2765	1737	4510	2023	2044	1974	2538	55405

A2. Second Person is Spouse

[VAR: SPOUSE2]

<u>RESPONSE</u>	<u>PUNCH</u>	<u>YEAR</u>														
		<u>1972-82</u>	<u>1982B</u>	<u>1983-87</u>	<u>1987B</u>	<u>1988-91</u>	<u>1993-98</u>	<u>2000</u>	<u>2002</u>	<u>2004</u>	<u>2006</u>	<u>2008</u>	<u>2010</u>	<u>2012</u>	<u>2014</u>	<u>ALL</u>
Yes	1	0	0	130	18	0	0	0	0	51	0	0	0	0	0	199
No	2	0	0	2211	217	0	0	0	0	737	0	0	0	0	0	3165
No answer	9	0	0	24	4	0	0	0	0	6	0	0	0	0	0	34
Not applicable	IAP	13626	354	5177	114	5907	10334	2817	2765	2018	4510	2023	2044	1974	2538	56201

A3. Third Person is Spouse

[VAR: SPOUSE3]

<u>RESPONSE</u>	<u>PUNCH</u>	<u>YEAR</u>														
		<u>1972-82</u>	<u>1982B</u>	<u>1983-87</u>	<u>1987B</u>	<u>1988-91</u>	<u>1993-98</u>	<u>2000</u>	<u>2002</u>	<u>2004</u>	<u>2006</u>	<u>2008</u>	<u>2010</u>	<u>2012</u>	<u>2014</u>	<u>ALL</u>
Yes	1	0	0	97	4	0	0	0	0	33	0	0	0	0	0	134
No	2	0	0	1731	158	0	0	0	0	491	0	0	0	0	0	2380
Don't know	8	0	0	0	0	0	0	0	0	1	0	0	0	0	0	1
No answer	9	0	0	25	4	0	0	0	0	6	0	0	0	0	0	35
Not applicable	IAP	13626	354	5689	187	5907	10334	2817	2765	2281	4510	2023	2044	1974	2538	57049

A4. Fourth Person is Spouse

[VAR: SPOUSE4]

<u>RESPONSE</u>	<u>PUNCH</u>	<u>YEAR</u>														
		<u>1972-82</u>	<u>1982B</u>	<u>1983-87</u>	<u>1987B</u>	<u>1988-91</u>	<u>1993-98</u>	<u>2000</u>	<u>2002</u>	<u>2004</u>	<u>2006</u>	<u>2008</u>	<u>2010</u>	<u>2012</u>	<u>2014</u>	<u>ALL</u>
Yes	1	0	0	24	0	0	0	0	0	9	0	0	0	0	0	33
No	2	0	0	587	0	0	0	0	0	285	0	0	0	0	0	872
No answer	9	0	0	3	0	0	0	0	0	5	0	0	0	0	0	8
Not applicable	IAP	13626	354	6928	353	5907	10334	2817	2765	2513	4510	2023	2044	1974	2538	58686

A5. Fifth Person is Spouse

[VAR: SPOUSE5]

<u>RESPONSE</u>	<u>PUNCH</u>	<u>YEAR</u>														
		<u>1972-82</u>	<u>1982B</u>	<u>1983-87</u>	<u>1987B</u>	<u>1988-91</u>	<u>1993-98</u>	<u>2000</u>	<u>2002</u>	<u>2004</u>	<u>2006</u>	<u>2008</u>	<u>2010</u>	<u>2012</u>	<u>2014</u>	<u>ALL</u>
Yes	1	0	0	16	0	0	0	0	0	7	0	0	0	0	0	23
No	2	0	0	362	0	0	0	0	0	159	0	0	0	0	0	521
No answer	9	0	0	3	0	0	0	0	0	5	0	0	0	0	0	8
Not applicable	IAP	13626	354	7161	353	5907	10334	2817	2765	2641	4510	2023	2044	1974	2538	59047

B1. First Person is Parent

[VAR: PARENT1]

<u>RESPONSE</u>	<u>PUNCH</u>	<u>YEAR</u>														
		<u>1972-82</u>	<u>1982B</u>	<u>1983-87</u>	<u>1987B</u>	<u>1988-91</u>	<u>1993-98</u>	<u>2000</u>	<u>2002</u>	<u>2004</u>	<u>2006</u>	<u>2008</u>	<u>2010</u>	<u>2012</u>	<u>2014</u>	<u>ALL</u>
Yes	1	0	0	302	58	0	0	0	0	131	0	0	0	0	0	491
No	2	0	0	2481	255	0	0	0	0	934	0	0	0	0	0	3670
No answer	9	0	0	20	3	0	0	0	0	10	0	0	0	0	0	33
Not applicable	IAP	13626	354	4739	37	5907	10334	2817	2765	1737	4510	2023	2044	1974	2538	55405

B2. Second Person is Parent

[VAR: PARENT2]

<u>RESPONSE</u>	<u>PUNCH</u>	<u>YEAR</u>														
		<u>1972-82</u>	<u>1982B</u>	<u>1983-87</u>	<u>1987B</u>	<u>1988-91</u>	<u>1993-98</u>	<u>2000</u>	<u>2002</u>	<u>2004</u>	<u>2006</u>	<u>2008</u>	<u>2010</u>	<u>2012</u>	<u>2014</u>	<u>ALL</u>
Yes	1	0	0	370	28	0	0	0	0	137	0	0	0	0	0	535
No	2	0	0	1971	207	0	0	0	0	651	0	0	0	0	0	2829
No answer	9	0	0	24	4	0	0	0	0	6	0	0	0	0	0	34
Not applicable	IAP	13626	354	5177	114	5907	10334	2817	2765	2018	4510	2023	2044	1974	2538	56201

B3. Third Person is Parent

[VAR: PARENT3]

<u>RESPONSE</u>	<u>PUNCH</u>	<u>YEAR</u>														
		<u>1972-82</u>	<u>1982B</u>	<u>1983-87</u>	<u>1987B</u>	<u>1988-91</u>	<u>1993-98</u>	<u>2000</u>	<u>2002</u>	<u>2004</u>	<u>2006</u>	<u>2008</u>	<u>2010</u>	<u>2012</u>	<u>2014</u>	<u>ALL</u>
Yes	1	0	0	230	18	0	0	0	0	66	0	0	0	0	0	314
No	2	0	0	1598	144	0	0	0	0	458	0	0	0	0	0	2200
Don't Know	8	0	0	0	0	0	0	0	0	1	0	0	0	0	0	1
No answer	9	0	0	25	4	0	0	0	0	6	0	0	0	0	0	35
Not applicable	IAP	13626	354	5689	187	5907	10334	2817	2765	2281	4510	2023	2044	1974	2538	57049

B4. Fourth Person is Parent

[VAR: PARENT4]

<u>RESPONSE</u>	<u>PUNCH</u>	<u>YEAR</u>														
		<u>1972-82</u>	<u>1982B</u>	<u>1983-87</u>	<u>1987B</u>	<u>1988-91</u>	<u>1993-98</u>	<u>2000</u>	<u>2002</u>	<u>2004</u>	<u>2006</u>	<u>2008</u>	<u>2010</u>	<u>2012</u>	<u>2014</u>	<u>ALL</u>
Yes	1	0	0	69	0	0	0	0	0	28	0	0	0	0	0	97
No	2	0	0	542	0	0	0	0	0	266	0	0	0	0	0	808
No answer	9	0	0	3	0	0	0	0	0	5	0	0	0	0	0	8
Not applicable	IAP	13626	354	6928	353	5907	10334	2817	2765	2513	4510	2023	2044	1974	2538	58686

B5. Fifth Person is Parent

[VAR: PARENT5]

<u>RESPONSE</u>	<u>PUNCH</u>	<u>YEAR</u>														
		<u>1972-82</u>	<u>1982B</u>	<u>1983-87</u>	<u>1987B</u>	<u>1988-91</u>	<u>1993-98</u>	<u>2000</u>	<u>2002</u>	<u>2004</u>	<u>2006</u>	<u>2008</u>	<u>2010</u>	<u>2012</u>	<u>2014</u>	<u>ALL</u>
Yes	1	0	0	38	0	0	0	0	0	11	0	0	0	0	0	49
No	2	0	0	340	0	0	0	0	0	155	0	0	0	0	0	495
No answer	9	0	0	3	0	0	0	0	0	5	0	0	0	0	0	8
Not applicable	IAP	13626	354	7161	353	5907	10334	2817	2765	2641	4510	2023	2044	1974	2538	59047

C1. First Person is Sibling

[VAR: SIBLING1]

<u>RESPONSE</u>	<u>PUNCH</u>	<u>YEAR</u>														
		<u>1972-82</u>	<u>1982B</u>	<u>1983-87</u>	<u>1987B</u>	<u>1988-91</u>	<u>1993-98</u>	<u>2000</u>	<u>2002</u>	<u>2004</u>	<u>2006</u>	<u>2008</u>	<u>2010</u>	<u>2012</u>	<u>2014</u>	<u>ALL</u>
Yes	1	0	0	181	31	0	0	0	0	70	0	0	0	0	0	282
No	2	0	0	2602	282	0	0	0	0	995	0	0	0	0	0	3879
No answer	9	0	0	20	3	0	0	0	0	10	0	0	0	0	0	33
Not applicable	IAP	13626	354	4739	37	5907	10334	2817	2765	1737	4510	2023	2044	1974	2538	55405

C2. Second Person is Sibling

[VAR: SIBLING2]

<u>RESPONSE</u>	<u>PUNCH</u>	<u>YEAR</u>														
		<u>1972-82</u>	<u>1982B</u>	<u>1983-87</u>	<u>1987B</u>	<u>1988-91</u>	<u>1993-98</u>	<u>2000</u>	<u>2002</u>	<u>2004</u>	<u>2006</u>	<u>2008</u>	<u>2010</u>	<u>2012</u>	<u>2014</u>	<u>ALL</u>
Yes	1	0	0	212	22	0	0	0	0	76	0	0	0	0	0	310
No	2	0	0	2129	213	0	0	0	0	712	0	0	0	0	0	3054
No answer	9	0	0	24	4	0	0	0	0	6	0	0	0	0	0	34
Not applicable	IAP	13626	354	5177	114	5907	10334	2817	2765	2018	4510	2023	2044	1974	2538	56201

C3. Third Person is Sibling

[VAR: SIBLING3]

<u>RESPONSE</u>	<u>PUNCH</u>	<u>YEAR</u>														
		<u>1972-82</u>	<u>1982B</u>	<u>1983-87</u>	<u>1987B</u>	<u>1988-91</u>	<u>1993-98</u>	<u>2000</u>	<u>2002</u>	<u>2004</u>	<u>2006</u>	<u>2008</u>	<u>2010</u>	<u>2012</u>	<u>2014</u>	<u>ALL</u>
Yes	1	0	0	180	21	0	0	0	0	57	0	0	0	0	0	258
No	2	0	0	1649	141	0	0	0	0	467	0	0	0	0	0	2257
Don't know	8	0	0	0	0	0	0	0	0	1	0	0	0	0	0	1
No answer	9	0	0	24	4	0	0	0	0	6	0	0	0	0	0	34
Not applicable	IAP	13626	354	5689	187	5907	10334	2817	2765	2281	4510	2023	2044	1974	2538	57049

C4. Fourth Person is Sibling

[VAR: SIBLING4]

<u>RESPONSE</u>	<u>PUNCH</u>	<u>YEAR</u>														
		<u>1972-82</u>	<u>1982B</u>	<u>1983-87</u>	<u>1987B</u>	<u>1988-91</u>	<u>1993-98</u>	<u>2000</u>	<u>2002</u>	<u>2004</u>	<u>2006</u>	<u>2008</u>	<u>2010</u>	<u>2012</u>	<u>2014</u>	<u>ALL</u>
Yes	1	0	0	71	0	0	0	0	0	38	0	0	0	0	0	109
No	2	0	0	540	0	0	0	0	0	256	0	0	0	0	0	796
No answer	9	0	0	3	0	0	0	0	0	5	0	0	0	0	0	8
Not applicable	IAP	13626	354	6928	353	5907	10334	2817	2765	2513	4510	2023	2044	1974	2538	58686

C5. Fifth Person is Sibling

[VAR: SIBLING5]

<u>RESPONSE</u>	<u>PUNCH</u>	<u>YEAR</u>														
		<u>1972-82</u>	<u>1982B</u>	<u>1983-87</u>	<u>1987B</u>	<u>1988-91</u>	<u>1993-98</u>	<u>2000</u>	<u>2002</u>	<u>2004</u>	<u>2006</u>	<u>2008</u>	<u>2010</u>	<u>2012</u>	<u>2014</u>	<u>ALL</u>
Yes	1	0	0	41	0	0	0	0	0	19	0	0	0	0	0	60
No	2	0	0	337	0	0	0	0	0	147	0	0	0	0	0	484
No answer	9	0	0	3	0	0	0	0	0	5	0	0	0	0	0	8
Not applicable	IAP	13626	354	7161	353	5907	10334	2817	2765	2641	4510	2023	2044	1974	2538	59047

D1. First Person is Child

[VAR: CHILD1]

<u>RESPONSE</u>	<u>PUNCH</u>	<u>YEAR</u>														
		<u>1972-82</u>	<u>1982B</u>	<u>1983-87</u>	<u>1987B</u>	<u>1988-91</u>	<u>1993-98</u>	<u>2000</u>	<u>2002</u>	<u>2004</u>	<u>2006</u>	<u>2008</u>	<u>2010</u>	<u>2012</u>	<u>2014</u>	<u>ALL</u>
Yes	1	0	0	199	11	0	0	0	0	55	0	0	0	0	0	265
No	2	0	0	2584	302	0	0	0	0	1010	0	0	0	0	0	3896
No answer	9	0	0	20	3	0	0	0	0	10	0	0	0	0	0	33
Not applicable	IAP	13626	354	4739	37	5907	10334	2817	2765	1737	4510	2023	2044	1974	2538	55405

D2. Second Person is Child

[VAR: CHILD2]

<u>RESPONSE</u>	<u>PUNCH</u>	<u>YEAR</u>														
		<u>1972-82</u>	<u>1982B</u>	<u>1983-87</u>	<u>1987B</u>	<u>1988-91</u>	<u>1993-98</u>	<u>2000</u>	<u>2002</u>	<u>2004</u>	<u>2006</u>	<u>2008</u>	<u>2010</u>	<u>2012</u>	<u>2014</u>	<u>ALL</u>
Yes	1	0	0	283	14	0	0	0	0	93	0	0	0	0	0	390
No	2	0	0	2058	221	0	0	0	0	695	0	0	0	0	0	2974
No answer	9	0	0	24	4	0	0	0	0	6	0	0	0	0	0	34
Not applicable	IAP	13626	354	5177	114	5907	10334	2817	2765	2018	4510	2023	2044	1974	2538	56201

D3. Third Person is Child

[VAR: CHILD3]

<u>RESPONSE</u>	<u>PUNCH</u>	<u>YEAR</u>														
		<u>1972-82</u>	<u>1982B</u>	<u>1983-87</u>	<u>1987B</u>	<u>1988-91</u>	<u>1993-98</u>	<u>2000</u>	<u>2002</u>	<u>2004</u>	<u>2006</u>	<u>2008</u>	<u>2010</u>	<u>2012</u>	<u>2014</u>	<u>ALL</u>
Yes	1	0	0	193	8	0	0	0	0	54	0	0	0	0	0	255
No	2	0	0	1635	154	0	0	0	0	470	0	0	0	0	0	2259
Don't know	8	0	0	0	0	0	0	0	0	1	0	0	0	0	0	1
No answer	9	0	0	25	4	0	0	0	0	6	0	0	0	0	0	35
Not applicable	IAP	13626	354	5689	187	5907	10334	2817	2765	2281	4510	2023	2044	1974	2538	57049

D4. Fourth Person is Child

[VAR: CHILD4]

<u>RESPONSE</u>	<u>PUNCH</u>	<u>YEAR</u>														
		<u>1972-82</u>	<u>1982B</u>	<u>1983-87</u>	<u>1987B</u>	<u>1988-91</u>	<u>1993-98</u>	<u>2000</u>	<u>2002</u>	<u>2004</u>	<u>2006</u>	<u>2008</u>	<u>2010</u>	<u>2012</u>	<u>2014</u>	<u>ALL</u>
Yes	1	0	0	69	0	0	0	0	0	24	0	0	0	0	0	93
No	2	0	0	542	0	0	0	0	0	270	0	0	0	0	0	812
No answer	9	0	0	3	0	0	0	0	0	5	0	0	0	0	0	8
Not applicable	IAP	13626	354	6928	353	5907	10334	2817	2765	2513	4510	2023	2044	1974	2538	58686

D5. Fifth Person is Child

[VAR: CHILD5]

<u>RESPONSE</u>	<u>PUNCH</u>	<u>YEAR</u>														
		<u>1972-82</u>	<u>1982B</u>	<u>1983-87</u>	<u>1987B</u>	<u>1988-91</u>	<u>1993-98</u>	<u>2000</u>	<u>2002</u>	<u>2004</u>	<u>2006</u>	<u>2008</u>	<u>2010</u>	<u>2012</u>	<u>2014</u>	<u>ALL</u>
Yes	1	0	0	43	0	0	0	0	0	20	0	0	0	0	0	63
No	2	0	0	335	0	0	0	0	0	146	0	0	0	0	0	481
No answer	9	0	0	3	0	0	0	0	0	5	0	0	0	0	0	8
Not applicable	IAP	13626	354	7161	353	5907	10334	2817	2765	2641	4510	2023	2044	1974	2538	59047

E1. First Person is Other Family Member

[VAR: OTHFAM1]

<u>RESPONSE</u>	<u>PUNCH</u>	<u>YEAR</u>														
		<u>1972-82</u>	<u>1982B</u>	<u>1983-87</u>	<u>1987B</u>	<u>1988-91</u>	<u>1993-98</u>	<u>2000</u>	<u>2002</u>	<u>2004</u>	<u>2006</u>	<u>2008</u>	<u>2010</u>	<u>2012</u>	<u>2014</u>	<u>ALL</u>
Yes	1	0	0	151	24	0	0	0	0	54	0	0	0	0	0	229
No	2	0	0	2632	289	0	0	0	0	1011	0	0	0	0	0	3932
No answer	9	0	0	20	3	0	0	0	0	10	0	0	0	0	0	33
Not applicable	IAP	13626	354	4739	37	5907	10334	2817	2765	1737	4510	2023	2044	1974	2538	55405

E2. Second Person is Other Family Member

[VAR: OTHFAM2]

<u>RESPONSE</u>	<u>PUNCH</u>	<u>YEAR</u>														
		<u>1972-82</u>	<u>1982B</u>	<u>1983-87</u>	<u>1987B</u>	<u>1988-91</u>	<u>1993-98</u>	<u>2000</u>	<u>2002</u>	<u>2004</u>	<u>2006</u>	<u>2008</u>	<u>2010</u>	<u>2012</u>	<u>2014</u>	<u>ALL</u>
Yes	1	0	0	206	29	0	0	0	0	69	0	0	0	0	0	304
No	2	0	0	2136	206	0	0	0	0	719	0	0	0	0	0	3061
No answer	9	0	0	23	4	0	0	0	0	6	0	0	0	0	0	33
Not applicable	IAP	13626	354	5177	114	5907	10334	2817	2765	2018	4510	2023	2044	1974	2538	56201

E3. Third Person is Other Family Member

[VAR: OTHFAM3]

<u>RESPONSE</u>	<u>PUNCH</u>	<u>YEAR</u>														
		<u>1972-82</u>	<u>1982B</u>	<u>1983-87</u>	<u>1987B</u>	<u>1988-91</u>	<u>1993-98</u>	<u>2000</u>	<u>2002</u>	<u>2004</u>	<u>2006</u>	<u>2008</u>	<u>2010</u>	<u>2012</u>	<u>2014</u>	<u>ALL</u>
Yes	1	0	0	182	20	0	0	0	0	43	0	0	0	0	0	245
No	2	0	0	1646	142	0	0	0	0	481	0	0	0	0	0	2269
Don't know	8	0	0	0	0	0	0	0	0	1	0	0	0	0	0	1
No answer	9	0	0	25	4	0	0	0	0	6	0	0	0	0	0	35
Not applicable	IAP	13626	354	5689	187	5907	10334	2817	2765	2281	4510	2023	2044	1974	2538	57049

E4. Fourth Person is Other Family Member

[VAR: OTHFAM4]

<u>RESPONSE</u>	<u>PUNCH</u>	<u>YEAR</u>														
		<u>1972-82</u>	<u>1982B</u>	<u>1983-87</u>	<u>1987B</u>	<u>1988-91</u>	<u>1993-98</u>	<u>2000</u>	<u>2002</u>	<u>2004</u>	<u>2006</u>	<u>2008</u>	<u>2010</u>	<u>2012</u>	<u>2014</u>	<u>ALL</u>
Yes	1	0	0	57	0	0	0	0	0	33	0	0	0	0	0	90
No	2	0	0	554	0	0	0	0	0	261	0	0	0	0	0	815
No answer	9	0	0	3	0	0	0	0	0	5	0	0	0	0	0	8
Not applicable	IAP	13626	354	6928	353	5907	10334	2817	2765	2513	4510	2023	2044	1974	2538	58686

E5. Fifth Person is Other Family Member

[VAR: OTHFAM5]

<u>RESPONSE</u>	<u>PUNCH</u>	<u>YEAR</u>														
		<u>1972-82</u>	<u>1982B</u>	<u>1983-87</u>	<u>1987B</u>	<u>1988-91</u>	<u>1993-98</u>	<u>2000</u>	<u>2002</u>	<u>2004</u>	<u>2006</u>	<u>2008</u>	<u>2010</u>	<u>2012</u>	<u>2014</u>	<u>ALL</u>
Yes	1	0	0	42	0	0	0	0	0	19	0	0	0	0	0	61
No	2	0	0	336	0	0	0	0	0	147	0	0	0	0	0	483
No answer	9	0	0	3	0	0	0	0	0	5	0	0	0	0	0	8
Not applicable	IAP	13626	354	7161	353	5907	10334	2817	2765	2641	4510	2023	2044	1974	2538	59047

F1. First Person is Co-Worker

[VAR: COWORK1]

<u>RESPONSE</u>	<u>PUNCH</u>	<u>YEAR</u>														
		<u>1972-82</u>	<u>1982B</u>	<u>1983-87</u>	<u>1987B</u>	<u>1988-91</u>	<u>1993-98</u>	<u>2000</u>	<u>2002</u>	<u>2004</u>	<u>2006</u>	<u>2008</u>	<u>2010</u>	<u>2012</u>	<u>2014</u>	<u>ALL</u>
Yes	1	0	0	421	21	0	0	0	0	105	0	0	0	0	0	547
No	2	0	0	2362	292	0	0	0	0	960	0	0	0	0	0	3614
No answer	9	0	0	20	3	0	0	0	0	10	0	0	0	0	0	33
Not applicable	IAP	13626	354	4739	37	5907	10334	2817	2765	1737	4510	2023	2044	1974	2538	55405

F2. Second Person is Co-Worker

[VAR: COWORK2]

<u>RESPONSE</u>	<u>PUNCH</u>	<u>YEAR</u>														
		<u>1972-82</u>	<u>1982B</u>	<u>1983-87</u>	<u>1987B</u>	<u>1988-91</u>	<u>1993-98</u>	<u>2000</u>	<u>2002</u>	<u>2004</u>	<u>2006</u>	<u>2008</u>	<u>2010</u>	<u>2012</u>	<u>2014</u>	<u>ALL</u>
Yes	1	0	0	452	23	0	0	0	0	109	0	0	0	0	0	584
No	2	0	0	1889	212	0	0	0	0	679	0	0	0	0	0	2780
No answer	9	0	0	24	4	0	0	0	0	6	0	0	0	0	0	34
Not applicable	IAP	13626	354	5177	114	5907	10334	2817	2765	2018	4510	2023	2044	1974	2538	56201

F3. Third Person is Co-Worker

[VAR: COWORK3]

<u>RESPONSE</u>	<u>PUNCH</u>	<u>YEAR</u>														
		<u>1972-82</u>	<u>1982B</u>	<u>1983-87</u>	<u>1987B</u>	<u>1988-91</u>	<u>1993-98</u>	<u>2000</u>	<u>2002</u>	<u>2004</u>	<u>2006</u>	<u>2008</u>	<u>2010</u>	<u>2012</u>	<u>2014</u>	<u>ALL</u>
Yes	1	0	0	331	22	0	0	0	0	84	0	0	0	0	0	437
No	2	0	0	1497	140	0	0	0	0	440	0	0	0	0	0	2077
Don't know	8	0	0	0	0	0	0	0	0	1	0	0	0	0	0	1
No answer	9	0	0	25	4	0	0	0	0	6	0	0	0	0	0	35
Not applicable	IAP	13626	354	5689	187	5907	10334	2817	2765	2281	4510	2023	2044	1974	2538	57049

F4. Fourth Person is Co-Worker

[VAR: COWORK4]

<u>RESPONSE</u>	<u>PUNCH</u>	<u>YEAR</u>														
		<u>1972-82</u>	<u>1982B</u>	<u>1983-87</u>	<u>1987B</u>	<u>1988-91</u>	<u>1993-98</u>	<u>2000</u>	<u>2002</u>	<u>2004</u>	<u>2006</u>	<u>2008</u>	<u>2010</u>	<u>2012</u>	<u>2014</u>	<u>ALL</u>
Yes	1	0	0	125	0	0	0	0	0	50	0	0	0	0	0	175
No	2	0	0	486	0	0	0	0	0	244	0	0	0	0	0	730
No answer	9	0	0	3	0	0	0	0	0	5	0	0	0	0	0	8
Not applicable	IAP	13626	354	6928	353	5907	10334	2817	2765	2513	4510	2023	2044	1974	2538	58686

F5. Fifth Person is Co-Worker

[VAR: COWORK5]

<u>RESPONSE</u>	<u>PUNCH</u>	<u>YEAR</u>														
		<u>1972-82</u>	<u>1982B</u>	<u>1983-87</u>	<u>1987B</u>	<u>1988-91</u>	<u>1993-98</u>	<u>2000</u>	<u>2002</u>	<u>2004</u>	<u>2006</u>	<u>2008</u>	<u>2010</u>	<u>2012</u>	<u>2014</u>	<u>ALL</u>
Yes	1	0	0	84	0	0	0	0	0	28	0	0	0	0	0	112
No	2	0	0	294	0	0	0	0	0	138	0	0	0	0	0	432
No answer	9	0	0	3	0	0	0	0	0	5	0	0	0	0	0	8
Not applicable	IAP	13626	354	7161	353	5907	10334	2817	2765	2641	4510	2023	2044	1974	2538	59047

G1. First Person is Group Member

[VAR: MEMGRP1]

<u>RESPONSE</u>	<u>PUNCH</u>	<u>YEAR</u>														
		<u>1972-82</u>	<u>1982B</u>	<u>1983-87</u>	<u>1987B</u>	<u>1988-91</u>	<u>1993-98</u>	<u>2000</u>	<u>2002</u>	<u>2004</u>	<u>2006</u>	<u>2008</u>	<u>2010</u>	<u>2012</u>	<u>2014</u>	<u>ALL</u>
Yes	1	0	0	498	34	0	0	0	0	108	0	0	0	0	0	640
No	2	0	0	2285	279	0	0	0	0	957	0	0	0	0	0	3521
No answer	9	0	0	20	3	0	0	0	0	10	0	0	0	0	0	33
Not applicable	IAP	13626	354	4739	37	5907	10334	2817	2765	1737	4510	2023	2044	1974	2538	55405

G2. Second Person is Group Member

[VAR: MEMGRP2]

<u>RESPONSE</u>	<u>PUNCH</u>	<u>YEAR</u>														
		<u>1972-82</u>	<u>1982B</u>	<u>1983-87</u>	<u>1987B</u>	<u>1988-91</u>	<u>1993-98</u>	<u>2000</u>	<u>2002</u>	<u>2004</u>	<u>2006</u>	<u>2008</u>	<u>2010</u>	<u>2012</u>	<u>2014</u>	<u>ALL</u>
Yes	1	0	0	365	18	0	0	0	0	84	0	0	0	0	0	467
No	2	0	0	1976	217	0	0	0	0	704	0	0	0	0	0	2897
No answer	9	0	0	24	4	0	0	0	0	6	0	0	0	0	0	34
Not applicable	IAP	13626	354	5177	114	5907	10334	2817	2765	2018	4510	2023	2044	1974	2538	56201

G3. Third Person is Group Member

[VAR: MEMGRP3]

<u>RESPONSE</u>	<u>PUNCH</u>	<u>YEAR</u>														
		<u>1972-82</u>	<u>1982B</u>	<u>1983-87</u>	<u>1987B</u>	<u>1988-91</u>	<u>1993-98</u>	<u>2000</u>	<u>2002</u>	<u>2004</u>	<u>2006</u>	<u>2008</u>	<u>2010</u>	<u>2012</u>	<u>2014</u>	<u>ALL</u>
Yes	1	0	0	282	20	0	0	0	0	57	0	0	0	0	0	359
No	2	0	0	1546	142	0	0	0	0	467	0	0	0	0	0	2155
Don't know	8	0	0	0	0	0	0	0	0	1	0	0	0	0	0	1
No answer	9	0	0	25	4	0	0	0	0	6	0	0	0	0	0	35
Not applicable	IAP	13626	354	5689	187	5907	10334	2817	2765	2281	4510	2023	2044	1974	2538	57049

G4. Fourth Person is Group Member

[VAR: MEMGRP4]

<u>RESPONSE</u>	<u>PUNCH</u>	<u>YEAR</u>														
		<u>1972-82</u>	<u>1982B</u>	<u>1983-87</u>	<u>1987B</u>	<u>1988-91</u>	<u>1993-98</u>	<u>2000</u>	<u>2002</u>	<u>2004</u>	<u>2006</u>	<u>2008</u>	<u>2010</u>	<u>2012</u>	<u>2014</u>	<u>ALL</u>
Yes	1	0	0	119	0	0	0	0	0	39	0	0	0	0	0	158
No	2	0	0	492	0	0	0	0	0	255	0	0	0	0	0	747
No answer	9	0	0	3	0	0	0	0	0	5	0	0	0	0	0	8
Not applicable	IAP	13626	354	6928	353	5907	10334	2817	2765	2513	4510	2023	2044	1974	2538	58686

G5. Fifth Person is Group Member

[VAR: MEMGRP5]

<u>RESPONSE</u>	<u>PUNCH</u>	<u>YEAR</u>														
		<u>1972-82</u>	<u>1982B</u>	<u>1983-87</u>	<u>1987B</u>	<u>1988-91</u>	<u>1993-98</u>	<u>2000</u>	<u>2002</u>	<u>2004</u>	<u>2006</u>	<u>2008</u>	<u>2010</u>	<u>2012</u>	<u>2014</u>	<u>ALL</u>
Yes	1	0	0	78	0	0	0	0	0	19	0	0	0	0	0	97
No	2	0	0	300	0	0	0	0	0	147	0	0	0	0	0	447
No answer	9	0	0	3	0	0	0	0	0	5	0	0	0	0	0	8
Not applicable	IAP	13626	354	7161	353	5907	10334	2817	2765	2641	4510	2023	2044	1974	2538	59047

H1. First Person is Neighbor

[VAR: NEIGHBR1]

<u>RESPONSE</u>	<u>PUNCH</u>	<u>YEAR</u>														
		<u>1972-82</u>	<u>1982B</u>	<u>1983-87</u>	<u>1987B</u>	<u>1988-91</u>	<u>1993-98</u>	<u>2000</u>	<u>2002</u>	<u>2004</u>	<u>2006</u>	<u>2008</u>	<u>2010</u>	<u>2012</u>	<u>2014</u>	<u>ALL</u>
Yes	1	0	0	238	30	0	0	0	0	47	0	0	0	0	0	315
No	2	0	0	2545	283	0	0	0	0	1018	0	0	0	0	0	3846
No answer	9	0	0	20	3	0	0	0	0	10	0	0	0	0	0	33
Not applicable	IAP	13626	354	4739	37	5907	10334	2817	2765	1737	4510	2023	2044	1974	2538	55405

H2. Second Person is Neighbor

[VAR: NEIGHBR2]

<u>RESPONSE</u>	<u>PUNCH</u>	<u>YEAR</u>														
		<u>1972-82</u>	<u>1982B</u>	<u>1983-87</u>	<u>1987B</u>	<u>1988-91</u>	<u>1993-98</u>	<u>2000</u>	<u>2002</u>	<u>2004</u>	<u>2006</u>	<u>2008</u>	<u>2010</u>	<u>2012</u>	<u>2014</u>	<u>ALL</u>
Yes	1	0	0	266	31	0	0	0	0	56	0	0	0	0	0	353
No	2	0	0	2075	204	0	0	0	0	732	0	0	0	0	0	3011
No answer	9	0	0	24	4	0	0	0	0	6	0	0	0	0	0	34
Not applicable	IAP	13626	354	5177	114	5907	10334	2817	2765	2018	4510	2023	2044	1974	2538	56201

H3. Third Person is Neighbor

[VAR: NEIGHBR3]

<u>RESPONSE</u>	<u>PUNCH</u>	<u>YEAR</u>														
		<u>1972-82</u>	<u>1982B</u>	<u>1983-87</u>	<u>1987B</u>	<u>1988-91</u>	<u>1993-98</u>	<u>2000</u>	<u>2002</u>	<u>2004</u>	<u>2006</u>	<u>2008</u>	<u>2010</u>	<u>2012</u>	<u>2014</u>	<u>ALL</u>
Yes	1	0	0	209	18	0	0	0	0	36	0	0	0	0	0	263
No	2	0	0	1619	144	0	0	0	0	488	0	0	0	0	0	2251
Don't know	8	0	0	0	0	0	0	0	0	1	0	0	0	0	0	1
No answer	9	0	0	25	4	0	0	0	0	6	0	0	0	0	0	35
Not applicable	IAP	13626	354	5689	187	5907	10334	2817	2765	2281	4510	2023	2044	1974	2538	57049

H4. Fourth Person is Neighbor

[VAR: NEIGHBR4]

<u>RESPONSE</u>	<u>PUNCH</u>	<u>YEAR</u>														
		<u>1972-82</u>	<u>1982B</u>	<u>1983-87</u>	<u>1987B</u>	<u>1988-91</u>	<u>1993-98</u>	<u>2000</u>	<u>2002</u>	<u>2004</u>	<u>2006</u>	<u>2008</u>	<u>2010</u>	<u>2012</u>	<u>2014</u>	<u>ALL</u>
Yes	1	0	0	61	0	0	0	0	0	16	0	0	0	0	0	77
No	2	0	0	550	0	0	0	0	0	278	0	0	0	0	0	828
No answer	9	0	0	3	0	0	0	0	0	5	0	0	0	0	0	8
Not applicable	IAP	13626	354	6928	353	5907	10334	2817	2765	2513	4510	2023	2044	1974	2538	58686

H5. Fifth Person is Neighbor

[VAR: NEIGHBR5]

<u>RESPONSE</u>	<u>PUNCH</u>	<u>YEAR</u>														
		<u>1972-82</u>	<u>1982B</u>	<u>1983-87</u>	<u>1987B</u>	<u>1988-91</u>	<u>1993-98</u>	<u>2000</u>	<u>2002</u>	<u>2004</u>	<u>2006</u>	<u>2008</u>	<u>2010</u>	<u>2012</u>	<u>2014</u>	<u>ALL</u>
Yes	1	0	0	30	0	0	0	0	0	6	0	0	0	0	0	36
No	2	0	0	348	0	0	0	0	0	160	0	0	0	0	0	508
No answer	9	0	0	3	0	0	0	0	0	5	0	0	0	0	0	8
Not applicable	IAP	13626	354	7161	353	5907	10334	2817	2765	2641	4510	2023	2044	1974	2538	59047

I1. First Person is Friend

[VAR: FRIEND1]

<u>RESPONSE</u>	<u>PUNCH</u>	<u>YEAR</u>														
		<u>1972-82</u>	<u>1982B</u>	<u>1983-87</u>	<u>1987B</u>	<u>1988-91</u>	<u>1993-98</u>	<u>2000</u>	<u>2002</u>	<u>2004</u>	<u>2006</u>	<u>2008</u>	<u>2010</u>	<u>2012</u>	<u>2014</u>	<u>ALL</u>
Yes	1	0	0	1933	203	0	0	0	0	564	0	0	0	0	0	2700
No	2	0	0	850	110	0	0	0	0	501	0	0	0	0	0	1461
No answer	9	0	0	20	3	0	0	0	0	10	0	0	0	0	0	33
Not applicable	IAP	13626	354	4739	37	5907	10334	2817	2765	1737	4510	2023	2044	1974	2538	55405

I2. Second Person is Friend

[VAR: FRIEND2]

<u>RESPONSE</u>	<u>PUNCH</u>	<u>YEAR</u>														
		<u>1972-82</u>	<u>1982B</u>	<u>1983-87</u>	<u>1987B</u>	<u>1988-91</u>	<u>1993-98</u>	<u>2000</u>	<u>2002</u>	<u>2004</u>	<u>2006</u>	<u>2008</u>	<u>2010</u>	<u>2012</u>	<u>2014</u>	<u>ALL</u>
Yes	1	0	0	1675	164	0	0	0	0	465	0	0	0	0	0	2304
No	2	0	0	668	72	0	0	0	0	323	0	0	0	0	0	1063
Don't know	8	0	0	0	0	0	0	0	0	1	0	0	0	0	0	1
No answer	9	0	0	22	3	0	0	0	0	6	0	0	0	0	0	31
Not applicable	IAP	13626	354	5177	114	5907	10334	2817	2765	2018	4510	2023	2044	1974	2538	56201

I3. Third Person is Friend

[VAR: FRIEND3]

<u>RESPONSE</u>	<u>PUNCH</u>	<u>YEAR</u>														
		<u>1972-82</u>	<u>1982B</u>	<u>1983-87</u>	<u>1987B</u>	<u>1988-91</u>	<u>1993-98</u>	<u>2000</u>	<u>2002</u>	<u>2004</u>	<u>2006</u>	<u>2008</u>	<u>2010</u>	<u>2012</u>	<u>2014</u>	<u>ALL</u>
Yes	1	0	0	1340	120	0	0	0	0	325	0	0	0	0	0	1785
No	2	0	0	489	42	0	0	0	0	199	0	0	0	0	0	730
Don't know	8	0	0	0	0	0	0	0	0	1	0	0	0	0	0	1
No answer	9	0	0	24	4	0	0	0	0	6	0	0	0	0	0	34
Not applicable	IAP	13626	354	5689	187	5907	10334	2817	2765	2281	4510	2023	2044	1974	2538	57049

I4. Fourth Person is Friend

[VAR: FRIEND4]

<u>RESPONSE</u>	<u>PUNCH</u>	<u>YEAR</u>														
		<u>1972-82</u>	<u>1982B</u>	<u>1983-87</u>	<u>1987B</u>	<u>1988-91</u>	<u>1993-98</u>	<u>2000</u>	<u>2002</u>	<u>2004</u>	<u>2006</u>	<u>2008</u>	<u>2010</u>	<u>2012</u>	<u>2014</u>	<u>ALL</u>
Yes	1	0	0	445	0	0	0	0	0	189	0	0	0	0	0	634
No	2	0	0	166	0	0	0	0	0	105	0	0	0	0	0	271
No answer	9	0	0	3	0	0	0	0	0	5	0	0	0	0	0	8
Not applicable	IAP	13626	354	6928	353	5907	10334	2817	2765	2513	4510	2023	2044	1974	2538	58686

I5. Fifth Person is Friend

[VAR: FRIEND5]

<u>RESPONSE</u>	<u>PUNCH</u>	<u>YEAR</u>														
		<u>1972-82</u>	<u>1982B</u>	<u>1983-87</u>	<u>1987B</u>	<u>1988-91</u>	<u>1993-98</u>	<u>2000</u>	<u>2002</u>	<u>2004</u>	<u>2006</u>	<u>2008</u>	<u>2010</u>	<u>2012</u>	<u>2014</u>	<u>ALL</u>
Yes	1	0	0	270	0	0	0	0	0	105	0	0	0	0	0	375
No	2	0	0	108	0	0	0	0	0	61	0	0	0	0	0	169
No answer	9	0	0	3	0	0	0	0	0	5	0	0	0	0	0	8
Not applicable	IAP	13626	354	7161	353	5907	10334	2817	2765	2641	4510	2023	2044	1974	2538	59047

J1. First Person is Advisor

[VAR: ADVISOR1]

<u>RESPONSE</u>	<u>PUNCH</u>	<u>YEAR</u>														
		<u>1972-82</u>	<u>1982B</u>	<u>1983-87</u>	<u>1987B</u>	<u>1988-91</u>	<u>1993-98</u>	<u>2000</u>	<u>2002</u>	<u>2004</u>	<u>2006</u>	<u>2008</u>	<u>2010</u>	<u>2012</u>	<u>2014</u>	<u>ALL</u>
Yes	1	0	0	780	108	0	0	0	0	192	0	0	0	0	0	1080
No	2	0	0	2003	205	0	0	0	0	873	0	0	0	0	0	3081
No answer	9	0	0	20	3	0	0	0	0	10	0	0	0	0	0	33
Not applicable	IAP	13626	354	4739	37	5907	10334	2817	2765	1737	4510	2023	2044	1974	2538	55405

J2. Second Person is Advisor

[VAR: ADVISOR2]

<u>RESPONSE</u>	<u>PUNCH</u>	<u>YEAR</u>														
		<u>1972-82</u>	<u>1982B</u>	<u>1983-87</u>	<u>1987B</u>	<u>1988-91</u>	<u>1993-98</u>	<u>2000</u>	<u>2002</u>	<u>2004</u>	<u>2006</u>	<u>2008</u>	<u>2010</u>	<u>2012</u>	<u>2014</u>	<u>ALL</u>
Yes	1	0	0	554	69	0	0	0	0	144	0	0	0	0	0	767
No	2	0	0	1789	166	0	0	0	0	644	0	0	0	0	0	2599
No answer	9	0	0	22	4	0	0	0	0	6	0	0	0	0	0	32
Not applicable	IAP	13626	354	5177	114	5907	10334	2817	2765	2018	4510	2023	2044	1974	2538	56201

J3. Third Person is Advisor

[VAR: ADVISOR3]

<u>RESPONSE</u>	<u>PUNCH</u>	<u>YEAR</u>														
		<u>1972-82</u>	<u>1982B</u>	<u>1983-87</u>	<u>1987B</u>	<u>1988-91</u>	<u>1993-98</u>	<u>2000</u>	<u>2002</u>	<u>2004</u>	<u>2006</u>	<u>2008</u>	<u>2010</u>	<u>2012</u>	<u>2014</u>	<u>ALL</u>
Yes	1	0	0	424	34	0	0	0	0	95	0	0	0	0	0	553
No	2	0	0	1405	128	0	0	0	0	429	0	0	0	0	0	1962
Don't know	8	0	0	0	0	0	0	0	0	1	0	0	0	0	0	1
No answer	9	0	0	24	4	0	0	0	0	6	0	0	0	0	0	34
Not applicable	IAP	13626	354	5689	187	5907	10334	2817	2765	2281	4510	2023	2044	1974	2538	57049

J4. Fourth Person is Advisor

[VAR: ADVISOR4]

<u>RESPONSE</u>	<u>PUNCH</u>	<u>YEAR</u>														
		<u>1972-82</u>	<u>1982B</u>	<u>1983-87</u>	<u>1987B</u>	<u>1988-91</u>	<u>1993-98</u>	<u>2000</u>	<u>2002</u>	<u>2004</u>	<u>2006</u>	<u>2008</u>	<u>2010</u>	<u>2012</u>	<u>2014</u>	<u>ALL</u>
Yes	1	0	0	86	0	0	0	0	0	59	0	0	0	0	0	145
No	2	0	0	525	0	0	0	0	0	235	0	0	0	0	0	760
No answer	9	0	0	3	0	0	0	0	0	5	0	0	0	0	0	8
Not applicable	IAP	13626	354	6928	353	5907	10334	2817	2765	2513	4510	2023	2044	1974	2538	58686

J5. Fifth Person is Advisor

[VAR: ADVISOR5]

<u>RESPONSE</u>	<u>PUNCH</u>	<u>YEAR</u>														
		<u>1972-82</u>	<u>1982B</u>	<u>1983-87</u>	<u>1987B</u>	<u>1988-91</u>	<u>1993-98</u>	<u>2000</u>	<u>2002</u>	<u>2004</u>	<u>2006</u>	<u>2008</u>	<u>2010</u>	<u>2012</u>	<u>2014</u>	<u>ALL</u>
Yes	1	0	0	60	0	0	0	0	0	30	0	0	0	0	0	90
No	2	0	0	318	0	0	0	0	0	136	0	0	0	0	0	454
No answer	9	0	0	3	0	0	0	0	0	5	0	0	0	0	0	8
Not applicable	IAP	13626	354	7161	353	5907	10334	2817	2765	2641	4510	2023	2044	1974	2538	59047

K1. First Person is Other

[VAR: OTHER1]

<u>RESPONSE</u>	<u>PUNCH</u>	<u>YEAR</u>														
		<u>1972-82</u>	<u>1982B</u>	<u>1983-87</u>	<u>1987B</u>	<u>1988-91</u>	<u>1993-98</u>	<u>2000</u>	<u>2002</u>	<u>2004</u>	<u>2006</u>	<u>2008</u>	<u>2010</u>	<u>2012</u>	<u>2014</u>	<u>ALL</u>
Yes	1	0	0	76	5	0	0	0	0	28	0	0	0	0	0	109
No	2	0	0	2707	308	0	0	0	0	1037	0	0	0	0	0	4052
No answer	9	0	0	20	3	0	0	0	0	10	0	0	0	0	0	33
Not applicable	IAP	13626	354	4739	37	5907	10334	2817	2765	1737	4510	2023	2044	1974	2538	55405

K2. Second Person is Other

[VAR: OTHER2]

<u>RESPONSE</u>	<u>PUNCH</u>	<u>YEAR</u>														
		<u>1972-82</u>	<u>1982B</u>	<u>1983-87</u>	<u>1987B</u>	<u>1988-91</u>	<u>1993-98</u>	<u>2000</u>	<u>2002</u>	<u>2004</u>	<u>2006</u>	<u>2008</u>	<u>2010</u>	<u>2012</u>	<u>2014</u>	<u>ALL</u>
Yes	1	0	0	41	5	0	0	0	0	10	0	0	0	0	0	56
No	2	0	0	2300	230	0	0	0	0	778	0	0	0	0	0	3308
No answer	9	0	0	24	4	0	0	0	0	6	0	0	0	0	0	34
Not applicable	IAP	13626	354	5177	114	5907	10334	2817	2765	2018	4510	2023	2044	1974	2538	56201

K3. Third Person is Other

[VAR: OTHER3]

<u>RESPONSE</u>	<u>PUNCH</u>	<u>YEAR</u>														
		<u>1972-82</u>	<u>1982B</u>	<u>1983-87</u>	<u>1987B</u>	<u>1988-91</u>	<u>1993-98</u>	<u>2000</u>	<u>2002</u>	<u>2004</u>	<u>2006</u>	<u>2008</u>	<u>2010</u>	<u>2012</u>	<u>2014</u>	<u>ALL</u>
Yes	1	0	0	30	4	0	0	0	0	10	0	0	0	0	0	44
No	2	0	0	1798	158	0	0	0	0	514	0	0	0	0	0	2470
Don't know	8	0	0	0	0	0	0	0	0	1	0	0	0	0	0	1
No answer	9	0	0	25	4	0	0	0	0	6	0	0	0	0	0	35
Not applicable	IAP	13626	354	5689	187	5907	10334	2817	2765	2281	4510	2023	2044	1974	2538	57049

K4. Fourth Person is Other

[VAR: OTHER4]

RESPONSE	PUNCH	YEAR														
		<u>1972-82</u>	<u>1982B</u>	<u>1983-87</u>	<u>1987B</u>	<u>1988-91</u>	<u>1993-98</u>	<u>2000</u>	<u>2002</u>	<u>2004</u>	<u>2006</u>	<u>2008</u>	<u>2010</u>	<u>2012</u>	<u>2014</u>	<u>ALL</u>
Yes	1	0	0	7	0	0	0	0	0	7	0	0	0	0	0	14
No	2	0	0	604	0	0	0	0	0	287	0	0	0	0	0	891
No answer	9	0	0	3	0	0	0	0	0	5	0	0	0	0	0	8
Not applicable	IAP	13626	354	6928	353	5907	10334	2817	2765	2513	4510	2023	2044	1974	2538	58686

K5. Fifth Person is Other

[VAR: OTHER5]

RESPONSE	PUNCH	YEAR														
		<u>1972-82</u>	<u>1982B</u>	<u>1983-87</u>	<u>1987B</u>	<u>1988-91</u>	<u>1993-98</u>	<u>2000</u>	<u>2002</u>	<u>2004</u>	<u>2006</u>	<u>2008</u>	<u>2010</u>	<u>2012</u>	<u>2014</u>	<u>ALL</u>
Yes	1	0	0	14	0	0	0	0	0	6	0	0	0	0	0	20
No	2	0	0	364	0	0	0	0	0	160	0	0	0	0	0	524
No answer	9	0	0	3	0	0	0	0	0	5	0	0	0	0	0	8
Not applicable	IAP	13626	354	7161	353	5907	10334	2817	2765	2641	4510	2023	2044	1974	2538	59047

REMARKS: See Appendix N for across survey changes. Card BG showed the following:

- SPOUSE-** Your wife or husband, or person you are living with as if married
- PARENT-**
- SIBLING-** Your brother or sister
- CHILD-**
- OTHER FAMILY-**
- COWORKER-** For example, grandparent, grandchildren, cousins, aunts, uncles, nephews, nieces, in-laws
- MEMBER OF**
- GROUP TO**
- WHICH YOU**
- BELONG-** Someone you work with or usually meet while working
- NEIGHBOR**
- FRIEND-** For example, someone who attends your church, or whose children attend the same school as your children, or belongs to the same club, classmate
- PROFESSIONAL**
- ADVISOR OR**
- CONSULTANT-** Someone with whom you get together for informal social occasions, this includes "boyfriends" and "girlfriends"
- OTHER-** A trained expert you turned to for advice; for example, a lawyer or clergyman

318. Thinking about how often you usually talk to (NAME), on the average, do you talk to (him/her) almost every day, at least once a week, at least once a month, or less than once a month? ASK FOR EACH NAME.

1. Talks to First Person

[VAR: TALKTO1]

<u>RESPONSE</u>	<u>PUNCH</u>	<u>YEAR</u>														
		<u>1972-82</u>	<u>1982B</u>	<u>1983-87</u>	<u>1987B</u>	<u>1988-91</u>	<u>1993-98</u>	<u>2000</u>	<u>2002</u>	<u>2004</u>	<u>2006</u>	<u>2008</u>	<u>2010</u>	<u>2012</u>	<u>2014</u>	<u>ALL</u>
Almost every day	1	0	0	892	0	0	0	0	0	753	0	0	0	0	0	1645
At least once a week	2	0	0	335	0	0	0	0	0	225	0	0	0	0	0	560
At least once a month	3	0	0	114	0	0	0	0	0	66	0	0	0	0	0	180
Less than once a month	4	0	0	49	0	0	0	0	0	19	0	0	0	0	0	68
No answer	9	0	0	8	0	0	0	0	0	12	0	0	0	0	0	20
Not applicable	IAP	13626	354	6144	353	5907	10334	2817	2765	1737	4510	2023	2044	1974	2538	57126

2. Talks to Second Person

[VAR: TALKTO2]

<u>RESPONSE</u>	<u>PUNCH</u>	<u>YEAR</u>														
		<u>1972-82</u>	<u>1982B</u>	<u>1983-87</u>	<u>1987B</u>	<u>1988-91</u>	<u>1993-98</u>	<u>2000</u>	<u>2002</u>	<u>2004</u>	<u>2006</u>	<u>2008</u>	<u>2010</u>	<u>2012</u>	<u>2014</u>	<u>ALL</u>
Almost every day	1	0	0	583	0	0	0	0	0	377	0	0	0	0	0	960
At least once a week	2	0	0	389	0	0	0	0	0	304	0	0	0	0	0	693
At least once a month	3	0	0	144	0	0	0	0	0	88	0	0	0	0	0	232
Less than once a month	4	0	0	48	0	0	0	0	0	19	0	0	0	0	0	67
No answer	9	0	0	6	0	0	0	0	0	6	0	0	0	0	0	12
Not applicable	IAP	13626	354	6372	353	5907	10334	2817	2765	2018	4510	2023	2044	1974	2538	57635

3. Talks to Third Person

[VAR: TALKTO3]

<u>RESPONSE</u>	<u>PUNCH</u>	<u>YEAR</u>														
		<u>1972-82</u>	<u>1982B</u>	<u>1983-87</u>	<u>1987B</u>	<u>1988-91</u>	<u>1993-98</u>	<u>2000</u>	<u>2002</u>	<u>2004</u>	<u>2006</u>	<u>2008</u>	<u>2010</u>	<u>2012</u>	<u>2014</u>	<u>ALL</u>
Almost every day	1	0	0	377	0	0	0	0	0	220	0	0	0	0	0	597
At least once a week	2	0	0	354	0	0	0	0	0	211	0	0	0	0	0	565
At least once a month	3	0	0	144	0	0	0	0	0	75	0	0	0	0	0	219
Less than once a month	4	0	0	53	0	0	0	0	0	19	0	0	0	0	0	72
No answer	9	0	0	7	0	0	0	0	0	6	0	0	0	0	0	13
Not applicable	IAP	13626	354	6607	353	5907	10334	2817	2765	2281	4510	2023	2044	1974	2538	58133

4. Talks to Fourth Person

[VAR: TALKTO4]

<u>RESPONSE</u>	<u>PUNCH</u>	<u>YEAR</u>														
		<u>1972-82</u>	<u>1982B</u>	<u>1983-87</u>	<u>1987B</u>	<u>1988-91</u>	<u>1993-98</u>	<u>2000</u>	<u>2002</u>	<u>2004</u>	<u>2006</u>	<u>2008</u>	<u>2010</u>	<u>2012</u>	<u>2014</u>	<u>ALL</u>
Almost every day	1	0	0	220	0	0	0	0	0	100	0	0	0	0	0	320
At least once a week	2	0	0	249	0	0	0	0	0	126	0	0	0	0	0	375
At least once a month	3	0	0	117	0	0	0	0	0	54	0	0	0	0	0	171
Less than once a month	4	0	0	25	0	0	0	0	0	14	0	0	0	0	0	39
No answer	9	0	0	3	0	0	0	0	0	5	0	0	0	0	0	8
Not applicable	IAP	13626	354	6928	353	5907	10334	2817	2765	2513	4510	2023	2044	1974	2538	58686

5. Talks to Fifth Person

[VAR: TALKTO5]

<u>RESPONSE</u>	<u>PUNCH</u>	<u>YEAR</u>														
		<u>1972-82</u>	<u>1982B</u>	<u>1983-87</u>	<u>1987B</u>	<u>1988-91</u>	<u>1993-98</u>	<u>2000</u>	<u>2002</u>	<u>2004</u>	<u>2006</u>	<u>2008</u>	<u>2010</u>	<u>2012</u>	<u>2014</u>	<u>ALL</u>
Almost every day	1	0	0	135	0	0	0	0	0	54	0	0	0	0	0	189
At least once a week	2	0	0	137	0	0	0	0	0	61	0	0	0	0	0	198
At least once a month	3	0	0	72	0	0	0	0	0	39	0	0	0	0	0	111
Less than once a month	4	0	0	34	0	0	0	0	0	12	0	0	0	0	0	46
No answer	9	0	0	3	0	0	0	0	0	5	0	0	0	0	0	8
Not applicable	IAP	13626	354	7161	353	5907	10334	2817	2765	2641	4510	2023	2044	1974	2538	59047

319. Have you known (NAME) for less than 3 years, 3 to 6 years, or more than 6 years? ASK FOR EACH NAME.

1. Known First Person

[VAR: KNOWN1]

<u>RESPONSE</u>	<u>PUNCH</u>	<u>YEAR</u>														
		<u>1972-82</u>	<u>1982B</u>	<u>1983-87</u>	<u>1987B</u>	<u>1988-91</u>	<u>1993-98</u>	<u>2000</u>	<u>2002</u>	<u>2004</u>	<u>2006</u>	<u>2008</u>	<u>2010</u>	<u>2012</u>	<u>2014</u>	<u>ALL</u>
Less than 3 years	1	0	0	144	0	0	0	0	0	0	0	0	0	0	0	144
3 to 6 years	2	0	0	200	0	0	0	0	0	0	0	0	0	0	0	200
More than 6 years	3	0	0	1042	0	0	0	0	0	0	0	0	0	0	0	1042
No answer	9	0	0	12	0	0	0	0	0	0	0	0	0	0	0	12
Not applicable	IAP	13626	354	6144	353	5907	10334	2817	2765	2812	4510	2023	2044	1974	2538	58201

2. Known Second Person

[VAR: KNOWN2]

<u>RESPONSE</u>	<u>PUNCH</u>	<u>YEAR</u>														
		<u>1972-82</u>	<u>1982B</u>	<u>1983-87</u>	<u>1987B</u>	<u>1988-91</u>	<u>1993-98</u>	<u>2000</u>	<u>2002</u>	<u>2004</u>	<u>2006</u>	<u>2008</u>	<u>2010</u>	<u>2012</u>	<u>2014</u>	<u>ALL</u>
Less than 3 years	1	0	0	138	0	0	0	0	0	0	0	0	0	0	0	138
3 to 6 years	2	0	0	164	0	0	0	0	0	0	0	0	0	0	0	164
More than 6 years	3	0	0	856	0	0	0	0	0	0	0	0	0	0	0	856
No answer	9	0	0	12	0	0	0	0	0	0	0	0	0	0	0	12
Not applicable	IAP	13626	354	6372	353	5907	10334	2817	2765	2812	4510	2023	2044	1974	2538	58429

3. Known Third Person

[VAR: KNOWN3]

<u>RESPONSE</u>	<u>PUNCH</u>	<u>YEAR</u>														
		<u>1972-82</u>	<u>1982B</u>	<u>1983-87</u>	<u>1987B</u>	<u>1988-91</u>	<u>1993-98</u>	<u>2000</u>	<u>2002</u>	<u>2004</u>	<u>2006</u>	<u>2008</u>	<u>2010</u>	<u>2012</u>	<u>2014</u>	<u>ALL</u>
Less than 3 years	1	0	0	117	0	0	0	0	0	0	0	0	0	0	0	117
3 to 6 years	2	0	0	137	0	0	0	0	0	0	0	0	0	0	0	137
More than 6 years	3	0	0	666	0	0	0	0	0	0	0	0	0	0	0	666
Don't know	8	0	0	1	0	0	0	0	0	0	0	0	0	0	0	1
No answer	9	0	0	14	0	0	0	0	0	0	0	0	0	0	0	14
Not applicable	IAP	13626	354	6607	353	5907	10334	2817	2765	2812	4510	2023	2044	1974	2538	58664

4. Known Fourth Person

[VAR: KNOWN4]

<u>RESPONSE</u>	<u>PUNCH</u>	<u>YEAR</u>														
		<u>1972-82</u>	<u>1982B</u>	<u>1983-87</u>	<u>1987B</u>	<u>1988-91</u>	<u>1993-98</u>	<u>2000</u>	<u>2002</u>	<u>2004</u>	<u>2006</u>	<u>2008</u>	<u>2010</u>	<u>2012</u>	<u>2014</u>	<u>ALL</u>
Less than 3 years	1	0	0	73	0	0	0	0	0	0	0	0	0	0	0	73
3 to 6 years	2	0	0	105	0	0	0	0	0	0	0	0	0	0	0	105
More than 6 years	3	0	0	427	0	0	0	0	0	0	0	0	0	0	0	427
Don't know	8	0	0	1	0	0	0	0	0	0	0	0	0	0	0	1
No answer	9	0	0	8	0	0	0	0	0	0	0	0	0	0	0	8
Not applicable	IAP	13626	354	6928	353	5907	10334	2817	2765	2812	4510	2023	2044	1974	2538	58985

5. Known Fifth Person

[VAR: KNOWN5]

<u>RESPONSE</u>	<u>PUNCH</u>	<u>YEAR</u>														
		<u>1972-82</u>	<u>1982B</u>	<u>1983-87</u>	<u>1987B</u>	<u>1988-91</u>	<u>1993-98</u>	<u>2000</u>	<u>2002</u>	<u>2004</u>	<u>2006</u>	<u>2008</u>	<u>2010</u>	<u>2012</u>	<u>2014</u>	<u>ALL</u>
Less than 3 years	1	0	0	52	0	0	0	0	0	0	0	0	0	0	0	52
3 to 6 years	2	0	0	55	0	0	0	0	0	0	0	0	0	0	0	55
More than 6 years	3	0	0	269	0	0	0	0	0	0	0	0	0	0	0	269
Don't know	8	0	0	1	0	0	0	0	0	0	0	0	0	0	0	1
No answer	9	0	0	4	0	0	0	0	0	0	0	0	0	0	0	4
Not applicable	IAP	13626	354	7161	353	5907	10334	2817	2765	2812	4510	2023	2044	1974	2538	59218

320. This card (CARD BH) lists general levels of education. As far as you know, what is (NAME)'s highest level of education? PROBE: Your best guess. RECORD VERBATIM IF NOT CODEABLE. ASK FOR EACH NAME.

HAND CARD BH

1. Education of First Person

[VAR: EDUC1]

<u>RESPONSE</u>	<u>PUNCH</u>	<u>YEAR</u>														
		<u>1972-82</u>	<u>1982B</u>	<u>1983-87</u>	<u>1987B</u>	<u>1988-91</u>	<u>1993-98</u>	<u>2000</u>	<u>2002</u>	<u>2004</u>	<u>2006</u>	<u>2008</u>	<u>2010</u>	<u>2012</u>	<u>2014</u>	<u>ALL</u>
1-6 years	0	0	0	17	0	0	0	0	0	8	0	0	0	0	0	25
7-9 years	1	0	0	84	0	0	0	0	0	32	0	0	0	0	0	116
10-12 years	2	0	0	168	0	0	0	0	0	107	0	0	0	0	0	275
High school graduate	3	0	0	463	0	0	0	0	0	297	0	0	0	0	0	760
Some college	4	0	0	231	0	0	0	0	0	169	0	0	0	0	0	400
Associate degree	5	0	0	63	0	0	0	0	0	71	0	0	0	0	0	134
Bachelor's degree	6	0	0	193	0	0	0	0	0	208	0	0	0	0	0	401
Graduate or professional	7	0	0	142	0	0	0	0	0	155	0	0	0	0	0	297
Don't know	8	0	0	25	0	0	0	0	0	17	0	0	0	0	0	42
No answer	9	0	0	12	0	0	0	0	0	11	0	0	0	0	0	23
Not applicable	IAP	13626	354	6144	353	5907	10334	2817	2765	1737	4510	2023	2044	1974	2538	57126

2. Education of Second Person

[VAR: EDUC2]

<u>RESPONSE</u>	<u>PUNCH</u>	<u>YEAR</u>														
		<u>1972-82</u>	<u>1982B</u>	<u>1983-87</u>	<u>1987B</u>	<u>1988-91</u>	<u>1993-98</u>	<u>2000</u>	<u>2002</u>	<u>2004</u>	<u>2006</u>	<u>2008</u>	<u>2010</u>	<u>2012</u>	<u>2014</u>	<u>ALL</u>
1-6 years	0	0	0	17	0	0	0	0	0	4	0	0	0	0	0	21
7-9 years	1	0	0	70	0	0	0	0	0	17	0	0	0	0	0	87
10-12 years	2	0	0	107	0	0	0	0	0	41	0	0	0	0	0	148
High school graduate	3	0	0	393	0	0	0	0	0	213	0	0	0	0	0	606
Some college	4	0	0	182	0	0	0	0	0	143	0	0	0	0	0	325
Associate degree	5	0	0	28	0	0	0	0	0	57	0	0	0	0	0	85
Bachelor's degree	6	0	0	179	0	0	0	0	0	177	0	0	0	0	0	356
Graduate or professional	7	0	0	143	0	0	0	0	0	115	0	0	0	0	0	258
Don't Know	8	0	0	38	0	0	0	0	0	19	0	0	0	0	0	57
No answer	9	0	0	13	0	0	0	0	0	8	0	0	0	0	0	21
Not applicable	IAP	13626	354	6372	353	5907	10334	2817	2765	2018	4510	2023	2044	1974	2538	57635

3. Education of Third Person

[VAR: EDUC3]

<u>RESPONSE</u>	<u>PUNCH</u>	<u>YEAR</u>														
		<u>1972-82</u>	<u>1982B</u>	<u>1983-87</u>	<u>1987B</u>	<u>1988-91</u>	<u>1993-98</u>	<u>2000</u>	<u>2002</u>	<u>2004</u>	<u>2006</u>	<u>2008</u>	<u>2010</u>	<u>2012</u>	<u>2014</u>	<u>ALL</u>
1-6 years	0	0	0	13	0	0	0	0	0	3	0	0	0	0	0	16
7-9 years	1	0	0	46	0	0	0	0	0	8	0	0	0	0	0	54
10-12 years	2	0	0	82	0	0	0	0	0	36	0	0	0	0	0	118
High school graduate	3	0	0	322	0	0	0	0	0	122	0	0	0	0	0	444
Some college	4	0	0	157	0	0	0	0	0	86	0	0	0	0	0	243
Associate degree	5	0	0	34	0	0	0	0	0	41	0	0	0	0	0	75
Bachelor's degree	6	0	0	128	0	0	0	0	0	125	0	0	0	0	0	253
Graduate or professional	7	0	0	113	0	0	0	0	0	94	0	0	0	0	0	207
Don't know	8	0	0	27	0	0	0	0	0	10	0	0	0	0	0	37
No answer	9	0	0	13	0	0	0	0	0	6	0	0	0	0	0	19
Not applicable	IAP	13626	354	6607	353	5907	10334	2817	2765	2281	4510	2023	2044	1974	2538	58133

4. Education of Fourth Person

[VAR: EDUC4]

<u>RESPONSE</u>	<u>PUNCH</u>	<u>YEAR</u>														
		<u>1972-82</u>	<u>1982B</u>	<u>1983-87</u>	<u>1987B</u>	<u>1988-91</u>	<u>1993-98</u>	<u>2000</u>	<u>2002</u>	<u>2004</u>	<u>2006</u>	<u>2008</u>	<u>2010</u>	<u>2012</u>	<u>2014</u>	<u>ALL</u>
1-6 years	0	0	0	15	0	0	0	0	0	0	0	0	0	0	0	15
7-9 years	1	0	0	24	0	0	0	0	0	1	0	0	0	0	0	25
10-12 years	2	0	0	52	0	0	0	0	0	16	0	0	0	0	0	68
High school graduate	3	0	0	184	0	0	0	0	0	73	0	0	0	0	0	257
Some college	4	0	0	106	0	0	0	0	0	47	0	0	0	0	0	153
Associate degree	5	0	0	23	0	0	0	0	0	17	0	0	0	0	0	40
Bachelor's degree	6	0	0	117	0	0	0	0	0	84	0	0	0	0	0	201
Graduate or professional	7	0	0	67	0	0	0	0	0	49	0	0	0	0	0	116
Don't know	8	0	0	16	0	0	0	0	0	7	0	0	0	0	0	23
No answer	9	0	0	10	0	0	0	0	0	5	0	0	0	0	0	15
Not applicable	IAP	13626	354	6928	353	5907	10334	2817	2765	2513	4510	2023	2044	1974	2538	58686

5. Education of Fifth Person

[VAR: EDUC5]

<u>RESPONSE</u>	<u>PUNCH</u>	<u>YEAR</u>														
		<u>1972-82</u>	<u>1982B</u>	<u>1983-87</u>	<u>1987B</u>	<u>1988-91</u>	<u>1993-98</u>	<u>2000</u>	<u>2002</u>	<u>2004</u>	<u>2006</u>	<u>2008</u>	<u>2010</u>	<u>2012</u>	<u>2014</u>	<u>ALL</u>
1-6 years	0	0	0	6	0	0	0	0	0	0	0	0	0	0	0	6
7-9 years	1	0	0	22	0	0	0	0	0	3	0	0	0	0	0	25
10-12 years	2	0	0	24	0	0	0	0	0	6	0	0	0	0	0	30
High school graduate	3	0	0	104	0	0	0	0	0	35	0	0	0	0	0	139
Some college	4	0	0	77	0	0	0	0	0	26	0	0	0	0	0	103
Associate degree	5	0	0	14	0	0	0	0	0	17	0	0	0	0	0	31
Bachelor's degree	6	0	0	67	0	0	0	0	0	47	0	0	0	0	0	114
Graduate or professional	7	0	0	52	0	0	0	0	0	28	0	0	0	0	0	80
Don't know	8	0	0	7	0	0	0	0	0	4	0	0	0	0	0	11
No answer	9	0	0	8	0	0	0	0	0	5	0	0	0	0	0	13
Not applicable	IAP	13626	354	7161	353	5907	10334	2817	2765	2641	4510	2023	2044	1974	2538	59047

REMARKS: Card BH contained response from punches 0-7.

321. How old is (NAME)? PROBE: Your best guess. ASK FOR EACH NAME.

1. Age of First Person

[VAR: AGE1]

<u>RESPONSE</u>	<u>PUNCH</u>	<u>YEAR</u>														
		<u>1972-82</u>	<u>1982B</u>	<u>1983-87</u>	<u>1987B</u>	<u>1988-91</u>	<u>1993-98</u>	<u>2000</u>	<u>2002</u>	<u>2004</u>	<u>2006</u>	<u>2008</u>	<u>2010</u>	<u>2012</u>	<u>2014</u>	<u>ALL</u>
0-9	0-9	0	0	0	0	0	0	0	0	0	0	0	0	0	0	0
10-19	10-19	0	0	27	0	0	0	0	0	15	0	0	0	0	0	42
20-29	20-29	0	0	243	0	0	0	0	0	142	0	0	0	0	0	385
30-39	30-39	0	0	312	0	0	0	0	0	213	0	0	0	0	0	525
40-49	40-49	0	0	277	0	0	0	0	0	241	0	0	0	0	0	518
50-59	50-59	0	0	271	0	0	0	0	0	234	0	0	0	0	0	505
60-69	60-69	0	0	170	0	0	0	0	0	120	0	0	0	0	0	290
70-79	70-79	0	0	64	0	0	0	0	0	65	0	0	0	0	0	129
80-89	80-89	0	0	11	0	0	0	0	0	20	0	0	0	0	0	31
90 or over	90+	0	0	1	0	0	0	0	0	3	0	0	0	0	0	4
Don't know	98	0	0	14	0	0	0	0	0	5	0	0	0	0	0	19
No answer	99	0	0	8	0	0	0	0	0	17	0	0	0	0	0	25
Not applicable	IAP	13626	354	6144	353	5907	10334	2817	2765	1737	4510	2023	2044	1974	2538	57126

2. Age of Second Person

[VAR: AGE2]

<u>RESPONSE</u>	<u>PUNCH</u>	<u>YEAR</u>														
		<u>1972-82</u>	<u>1982B</u>	<u>1983-87</u>	<u>1987B</u>	<u>1988-91</u>	<u>1993-98</u>	<u>2000</u>	<u>2002</u>	<u>2004</u>	<u>2006</u>	<u>2008</u>	<u>2010</u>	<u>2012</u>	<u>2014</u>	<u>ALL</u>
0-9	0-9	0	0	0	0	0	0	0	0	0	0	0	0	0	0	0
10-19	10-19	0	0	28	0	0	0	0	0	18	0	0	0	0	0	46
20-29	20-29	0	0	212	0	0	0	0	0	108	0	0	0	0	0	320
30-39	30-39	0	0	271	0	0	0	0	0	133	0	0	0	0	0	404
40-49	40-49	0	0	228	0	0	0	0	0	169	0	0	0	0	0	397
50-59	50-59	0	0	215	0	0	0	0	0	188	0	0	0	0	0	403
60-69	60-69	0	0	137	0	0	0	0	0	101	0	0	0	0	0	238
70-79	70-79	0	0	46	0	0	0	0	0	43	0	0	0	0	0	89
80-89	80-89	0	0	17	0	0	0	0	0	17	0	0	0	0	0	34
90 or over	90+	0	0	1	0	0	0	0	0	3	0	0	0	0	0	4
Don't know	98	0	0	8	0	0	0	0	0	7	0	0	0	0	0	15
No answer	99	0	0	7	0	0	0	0	0	7	0	0	0	0	0	14
Not applicable	IAP	13626	354	6372	353	5907	10334	2817	2765	2018	4510	2023	2044	1974	2538	57635

3. Age of Third Person

[VAR: AGE3]

<u>RESPONSE</u>	<u>PUNCH</u>	<u>YEAR</u>														
		<u>1972-82</u>	<u>1982B</u>	<u>1983-87</u>	<u>1987B</u>	<u>1988-91</u>	<u>1993-98</u>	<u>2000</u>	<u>2002</u>	<u>2004</u>	<u>2006</u>	<u>2008</u>	<u>2010</u>	<u>2012</u>	<u>2014</u>	<u>ALL</u>
0-9	0-9	0	0	0	0	0	0	0	0	1	0	0	0	0	0	1
10-19	10-19	0	0	32	0	0	0	0	0	11	0	0	0	0	0	43
20-29	20-29	0	0	175	0	0	0	0	0	80	0	0	0	0	0	255
30-39	30-39	0	0	236	0	0	0	0	0	103	0	0	0	0	0	339
40-49	40-49	0	0	196	0	0	0	0	0	119	0	0	0	0	0	315
50-59	50-59	0	0	142	0	0	0	0	0	112	0	0	0	0	0	254
60-69	60-69	0	0	92	0	0	0	0	0	51	0	0	0	0	0	143
70-79	70-79	0	0	32	0	0	0	0	0	31	0	0	0	0	0	63
80-89	80-89	0	0	10	0	0	0	0	0	11	0	0	0	0	0	21
90 or over	90+	0	0	0	0	0	0	0	0	2	0	0	0	0	0	2
Don't know	98	0	0	12	0	0	0	0	0	1	0	0	0	0	0	13
No answer	99	0	0	8	0	0	0	0	0	9	0	0	0	0	0	17
Not applicable	IAP	13626	354	6607	353	5907	10334	2817	2765	2281	4510	2023	2044	1974	2538	58133

4. Age of Fourth Person

[VAR: AGE4]

<u>RESPONSE</u>	<u>PUNCH</u>	<u>YEAR</u>														
		<u>1972-82</u>	<u>1982B</u>	<u>1983-87</u>	<u>1987B</u>	<u>1988-91</u>	<u>1993-98</u>	<u>2000</u>	<u>2002</u>	<u>2004</u>	<u>2006</u>	<u>2008</u>	<u>2010</u>	<u>2012</u>	<u>2014</u>	<u>ALL</u>
0-9	0-9	0	0	2	0	0	0	0	0	0	0	0	0	0	0	2
10-19	10-19	0	0	30	0	0	0	0	0	6	0	0	0	0	0	36
20-29	20-29	0	0	126	0	0	0	0	0	44	0	0	0	0	0	170
30-39	30-39	0	0	159	0	0	0	0	0	49	0	0	0	0	0	208
40-49	40-49	0	0	94	0	0	0	0	0	63	0	0	0	0	0	157
50-59	50-59	0	0	100	0	0	0	0	0	63	0	0	0	0	0	163
60-69	60-69	0	0	67	0	0	0	0	0	39	0	0	0	0	0	106
70-79	70-79	0	0	22	0	0	0	0	0	18	0	0	0	0	0	40
80-89	80-89	0	0	5	0	0	0	0	0	9	0	0	0	0	0	14
90 or over	90+	0	0	1	0	0	0	0	0	0	0	0	0	0	0	1
Don't know	98	0	0	3	0	0	0	0	0	3	0	0	0	0	0	6
No answer	99	0	0	5	0	0	0	0	0	5	0	0	0	0	0	10
Not applicable	IAP	13626	354	6928	353	5907	10334	2817	2765	2513	4510	2023	2044	1974	2538	58686

5. Age of Fifth Person

[VAR: AGE5]

<u>RESPONSE</u>	<u>PUNCH</u>	<u>YEAR</u>														
		<u>1972-82</u>	<u>1982B</u>	<u>1983-87</u>	<u>1987B</u>	<u>1988-91</u>	<u>1993-98</u>	<u>2000</u>	<u>2002</u>	<u>2004</u>	<u>2006</u>	<u>2008</u>	<u>2010</u>	<u>2012</u>	<u>2014</u>	<u>ALL</u>
0-9	0-9	0	0	1	0	0	0	0	0	0	0	0	0	0	0	1
10-19	10-19	0	0	17	0	0	0	0	0	4	0	0	0	0	0	21
20-29	20-29	0	0	73	0	0	0	0	0	27	0	0	0	0	0	100
30-39	30-39	0	0	107	0	0	0	0	0	40	0	0	0	0	0	147
40-49	40-49	0	0	64	0	0	0	0	0	35	0	0	0	0	0	99
50-59	50-59	0	0	61	0	0	0	0	0	26	0	0	0	0	0	87
60-69	60-69	0	0	33	0	0	0	0	0	16	0	0	0	0	0	49
70-79	70-79	0	0	14	0	0	0	0	0	16	0	0	0	0	0	30
80-89	80-89	0	0	7	0	0	0	0	0	1	0	0	0	0	0	8
90 or over	90+	0	0	0	0	0	0	0	0	0	0	0	0	0	0	0
Don't know	98	0	0	0	0	0	0	0	0	1	0	0	0	0	0	1
No answer	99	0	0	4	0	0	0	0	0	5	0	0	0	0	0	9
Not applicable	IAP	13626	354	7161	353	5907	10334	2817	2765	2641	4510	2023	2044	1974	2538	59047

REMARKS: AGE1, 2, 3, 4, and 5 are two digits giving age to the exact year. The distributions of recoded versions only are presented above. The response categories have been collapsed for convenience of display.

322. What is (NAME 1)'s religious preference? Is it Protestant, Catholic, Jewish, some other religion, or no religion? PROBE: What is your best guess? ASK FOR EACH NAME REPEATING CATEGORIES AS NECESSARY.

1. Religion of First Person

[VAR: RELIG1]

<u>RESPONSE</u>	<u>PUNCH</u>	<u>YEAR</u>														
		<u>1972-82</u>	<u>1982B</u>	<u>1983-87</u>	<u>1987B</u>	<u>1988-91</u>	<u>1993-98</u>	<u>2000</u>	<u>2002</u>	<u>2004</u>	<u>2006</u>	<u>2008</u>	<u>2010</u>	<u>2012</u>	<u>2014</u>	<u>ALL</u>
Protestant	1	0	0	797	0	0	0	0	0	510	0	0	0	0	0	1307
Catholic	2	0	0	371	0	0	0	0	0	244	0	0	0	0	0	615
Jewish	3	0	0	37	0	0	0	0	0	26	0	0	0	0	0	63
None	4	0	0	82	0	0	0	0	0	120	0	0	0	0	0	202
Other	5	0	0	26	0	0	0	0	0	81	0	0	0	0	0	107
Don't know	8	0	0	76	0	0	0	0	0	80	0	0	0	0	0	156
No answer	9	0	0	9	0	0	0	0	0	14	0	0	0	0	0	23
Not applicable	IAP	13626	354	6144	353	5907	10334	2817	2765	1737	4510	2023	2044	1974	2538	57126

2. Religion of Second Person

[VAR: RELIG2]

<u>RESPONSE</u>	<u>PUNCH</u>	<u>YEAR</u>														
		<u>1972-82</u>	<u>1982B</u>	<u>1983-87</u>	<u>1987B</u>	<u>1988-91</u>	<u>1993-98</u>	<u>2000</u>	<u>2002</u>	<u>2004</u>	<u>2006</u>	<u>2008</u>	<u>2010</u>	<u>2012</u>	<u>2014</u>	<u>ALL</u>
Protestant	1	0	0	657	0	0	0	0	0	361	0	0	0	0	0	1018
Catholic	2	0	0	299	0	0	0	0	0	190	0	0	0	0	0	489
Jewish	3	0	0	32	0	0	0	0	0	25	0	0	0	0	0	57
None	4	0	0	68	0	0	0	0	0	76	0	0	0	0	0	144
Other	5	0	0	25	0	0	0	0	0	67	0	0	0	0	0	92
Don't know	8	0	0	83	0	0	0	0	0	67	0	0	0	0	0	150
No answer	9	0	0	6	0	0	0	0	0	8	0	0	0	0	0	14
Not applicable	IAP	13626	354	6372	353	5907	10334	2817	2765	2018	4510	2023	2044	1974	2538	57635

3. Religion of Third Person

[VAR: RELIG3]

<u>RESPONSE</u>	<u>PUNCH</u>	<u>YEAR</u>														
		<u>1972-82</u>	<u>1982B</u>	<u>1983-87</u>	<u>1987B</u>	<u>1988-91</u>	<u>1993-98</u>	<u>2000</u>	<u>2002</u>	<u>2004</u>	<u>2006</u>	<u>2008</u>	<u>2010</u>	<u>2012</u>	<u>2014</u>	<u>ALL</u>
Protestant	1	0	0	512	0	0	0	0	0	242	0	0	0	0	0	754
Catholic	2	0	0	241	0	0	0	0	0	120	0	0	0	0	0	361
Jewish	3	0	0	26	0	0	0	0	0	20	0	0	0	0	0	46
None	4	0	0	56	0	0	0	0	0	49	0	0	0	0	0	105
Other	5	0	0	20	0	0	0	0	0	35	0	0	0	0	0	55
Don't know	8	0	0	73	0	0	0	0	0	58	0	0	0	0	0	131
No answer	9	0	0	7	0	0	0	0	0	7	0	0	0	0	0	14
Not applicable	IAP	13626	354	6607	353	5907	10334	2817	2765	2281	4510	2023	2044	1974	2538	58133

4. Religion of Fourth Person

[VAR: RELIG4]

<u>RESPONSE</u>	<u>PUNCH</u>	<u>YEAR</u>														
		<u>1972-82</u>	<u>1982B</u>	<u>1983-87</u>	<u>1987B</u>	<u>1988-91</u>	<u>1993-98</u>	<u>2000</u>	<u>2002</u>	<u>2004</u>	<u>2006</u>	<u>2008</u>	<u>2010</u>	<u>2012</u>	<u>2014</u>	<u>ALL</u>
Protestant	1	0	0	343	0	0	0	0	0	134	0	0	0	0	0	477
Catholic	2	0	0	159	0	0	0	0	0	68	0	0	0	0	0	227
Jewish	3	0	0	18	0	0	0	0	0	8	0	0	0	0	0	26
None	4	0	0	37	0	0	0	0	0	29	0	0	0	0	0	66
Other	5	0	0	12	0	0	0	0	0	20	0	0	0	0	0	32
Don't know	8	0	0	41	0	0	0	0	0	33	0	0	0	0	0	74
No answer	9	0	0	4	0	0	0	0	0	7	0	0	0	0	0	11
Not applicable	IAP	13626	354	6928	353	5907	10334	2817	2765	2513	4510	2023	2044	1974	2538	58686

5. Religion of Fifth Person

[VAR: RELIG5]

<u>RESPONSE</u>	<u>PUNCH</u>	<u>YEAR</u>														
		<u>1972-82</u>	<u>1982B</u>	<u>1983-87</u>	<u>1987B</u>	<u>1988-91</u>	<u>1993-98</u>	<u>2000</u>	<u>2002</u>	<u>2004</u>	<u>2006</u>	<u>2008</u>	<u>2010</u>	<u>2012</u>	<u>2014</u>	<u>ALL</u>
Protestant	1	0	0	198	0	0	0	0	0	71	0	0	0	0	0	269
Catholic	2	0	0	111	0	0	0	0	0	42	0	0	0	0	0	153
Jewish	3	0	0	14	0	0	0	0	0	5	0	0	0	0	0	19
None	4	0	0	21	0	0	0	0	0	18	0	0	0	0	0	39
Other	5	0	0	12	0	0	0	0	0	8	0	0	0	0	0	20
Don't know	8	0	0	22	0	0	0	0	0	22	0	0	0	0	0	44
No answer	9	0	0	3	0	0	0	0	0	5	0	0	0	0	0	8
Not applicable	IAP	13626	354	7161	353	5907	10334	2817	2765	2641	4510	2023	2044	1974	2538	59047

323. Is (NAME) a Democrat, a Republican, an Independent, or what?

1. Party Identification of First Person

[VAR: PARTYID1]

<u>RESPONSE</u>	<u>PUNCH</u>	<u>YEAR</u>														
		<u>1972-82</u>	<u>1982B</u>	<u>1983-87</u>	<u>1987B</u>	<u>1988-91</u>	<u>1993-98</u>	<u>2000</u>	<u>2002</u>	<u>2004</u>	<u>2006</u>	<u>2008</u>	<u>2010</u>	<u>2012</u>	<u>2014</u>	<u>ALL</u>
Democrat	1	0	0	522	208	0	0	0	0	0	0	0	0	0	0	730
Republican	2	0	0	338	15	0	0	0	0	0	0	0	0	0	0	353
Independent	3	0	0	231	26	0	0	0	0	0	0	0	0	0	0	257
Other	4	0	0	27	8	0	0	0	0	0	0	0	0	0	0	35
Don't know	8	0	0	260	53	0	0	0	0	0	0	0	0	0	0	313
No answer	9	0	0	27	6	0	0	0	0	0	0	0	0	0	0	33
Not applicable	IAP	13626	354	6137	37	5907	10334	2817	2765	2812	4510	2023	2044	1974	2538	57878

2. Party Identification of Second Person

[VAR: PARTYID2]

<u>RESPONSE</u>	<u>PUNCH</u>	<u>YEAR</u>														
		<u>1972-82</u>	<u>1982B</u>	<u>1983-87</u>	<u>1987B</u>	<u>1988-91</u>	<u>1993-98</u>	<u>2000</u>	<u>2002</u>	<u>2004</u>	<u>2006</u>	<u>2008</u>	<u>2010</u>	<u>2012</u>	<u>2014</u>	<u>ALL</u>
Democrat	1	0	0	435	150	0	0	0	0	0	0	0	0	0	0	585
Republican	2	0	0	274	8	0	0	0	0	0	0	0	0	0	0	282
Independent	3	0	0	124	19	0	0	0	0	0	0	0	0	0	0	143
Other	4	0	0	29	8	0	0	0	0	0	0	0	0	0	0	37
Don't know	8	0	0	308	49	0	0	0	0	0	0	0	0	0	0	357
No answer	9	0	0	25	5	0	0	0	0	0	0	0	0	0	0	30
Not applicable	IAP	13626	354	6347	114	5907	10334	2817	2765	2812	4510	2023	2044	1974	2538	58165

3. Party Identification of Third Person

[VAR: PARTYID3]

<u>RESPONSE</u>	<u>PUNCH</u>	<u>YEAR</u>														
		<u>1972-82</u>	<u>1982B</u>	<u>1983-87</u>	<u>1987B</u>	<u>1988-91</u>	<u>1993-98</u>	<u>2000</u>	<u>2002</u>	<u>2004</u>	<u>2006</u>	<u>2008</u>	<u>2010</u>	<u>2012</u>	<u>2014</u>	<u>ALL</u>
Democrat	1	0	0	307	108	0	0	0	0	0	0	0	0	0	0	415
Republican	2	0	0	210	11	0	0	0	0	0	0	0	0	0	0	221
Independent	3	0	0	87	12	0	0	0	0	0	0	0	0	0	0	99
Other	4	0	0	29	4	0	0	0	0	0	0	0	0	0	0	33
Don't know	8	0	0	259	26	0	0	0	0	0	0	0	0	0	0	285
No answer	9	0	0	26	5	0	0	0	0	0	0	0	0	0	0	31
Not applicable	IAP	13626	354	6624	187	5907	10334	2817	2765	2812	4510	2023	2044	1974	2538	58515

324. About how often do you talk to (NAME) about political matters?

1. Political Talks with First Person

[VAR: TALKPOL1]

<u>RESPONSE</u>	<u>PUNCH</u>	<u>YEAR</u>														
		<u>1972-82</u>	<u>1982B</u>	<u>1983-87</u>	<u>1987B</u>	<u>1988-91</u>	<u>1993-98</u>	<u>2000</u>	<u>2002</u>	<u>2004</u>	<u>2006</u>	<u>2008</u>	<u>2010</u>	<u>2012</u>	<u>2014</u>	<u>ALL</u>
Almost daily	1	0	0	198	47	0	0	0	0	0	0	0	0	0	0	245
At least weekly	2	0	0	307	58	0	0	0	0	0	0	0	0	0	0	365
At least monthly	3	0	0	307	66	0	0	0	0	0	0	0	0	0	0	373
At least yearly	4	0	0	216	46	0	0	0	0	0	0	0	0	0	0	262
Less than yearly	5	0	0	130	30	0	0	0	0	0	0	0	0	0	0	160
Never	6	0	0	221	63	0	0	0	0	0	0	0	0	0	0	284
Don't know	8	0	0	5	0	0	0	0	0	0	0	0	0	0	0	5
No answer	9	0	0	21	6	0	0	0	0	0	0	0	0	0	0	27
Not applicable	IAP	13626	354	6137	37	5907	10334	2817	2765	2812	4510	2023	2044	1974	2538	57878

2. Political Talks with Second Person

[VAR: TALKPOL2]

<u>RESPONSE</u>	<u>PUNCH</u>	<u>YEAR</u>														
		<u>1972-82</u>	<u>1982B</u>	<u>1983-87</u>	<u>1987B</u>	<u>1988-91</u>	<u>1993-98</u>	<u>2000</u>	<u>2002</u>	<u>2004</u>	<u>2006</u>	<u>2008</u>	<u>2010</u>	<u>2012</u>	<u>2014</u>	<u>ALL</u>
Almost daily	1	0	0	72	31	0	0	0	0	0	0	0	0	0	0	103
At least weekly	2	0	0	209	36	0	0	0	0	0	0	0	0	0	0	245
At least monthly	3	0	0	310	53	0	0	0	0	0	0	0	0	0	0	363
At least yearly	4	0	0	234	35	0	0	0	0	0	0	0	0	0	0	269
Less than yearly	5	0	0	124	29	0	0	0	0	0	0	0	0	0	0	153
Never	6	0	0	221	51	0	0	0	0	0	0	0	0	0	0	272
Don't know	8	0	0	3	0	0	0	0	0	0	0	0	0	0	0	3
No answer	9	0	0	22	4	0	0	0	0	0	0	0	0	0	0	26
Not applicable	IAP	13626	354	6347	114	5907	10334	2817	2765	2812	4510	2023	2044	1974	2538	58165

3. Political Talks with Third Person

[VAR: TALKPOL3]

<u>RESPONSE</u>	<u>PUNCH</u>	<u>YEAR</u>														
		<u>1972-82</u>	<u>1982B</u>	<u>1983-87</u>	<u>1987B</u>	<u>1988-91</u>	<u>1993-98</u>	<u>2000</u>	<u>2002</u>	<u>2004</u>	<u>2006</u>	<u>2008</u>	<u>2010</u>	<u>2012</u>	<u>2014</u>	<u>ALL</u>
Almost daily	1	0	0	60	18	0	0	0	0	0	0	0	0	0	0	78
At least weekly	2	0	0	134	31	0	0	0	0	0	0	0	0	0	0	165
At least monthly	3	0	0	227	30	0	0	0	0	0	0	0	0	0	0	257
At least yearly	4	0	0	209	28	0	0	0	0	0	0	0	0	0	0	237
Less than yearly	5	0	0	90	18	0	0	0	0	0	0	0	0	0	0	108
Never	6	0	0	171	36	0	0	0	0	0	0	0	0	0	0	207
Don't know	8	0	0	4	0	0	0	0	0	0	0	0	0	0	0	4
No answer	9	0	0	23	5	0	0	0	0	0	0	0	0	0	0	28
Not applicable	IAP	13626	354	6624	187	5907	10334	2817	2765	2812	4510	2023	2044	1974	2538	58515

325. Thinking of the (people/person) we've just been discussing, would you say you discuss social and political issues with (him/her/them) almost all the time, most of the time, occasionally, or almost never?

[VAR: TALKPOL]

<u>RESPONSE</u>	<u>PUNCH</u>	<u>YEAR</u>														
		<u>1972-82</u>	<u>1982B</u>	<u>1983-87</u>	<u>1987B</u>	<u>1988-91</u>	<u>1993-98</u>	<u>2000</u>	<u>2002</u>	<u>2004</u>	<u>2006</u>	<u>2008</u>	<u>2010</u>	<u>2012</u>	<u>2014</u>	<u>ALL</u>
Almost all the time	1	0	0	246	0	0	0	0	0	0	0	0	0	0	0	246
Most of the time	2	0	0	257	0	0	0	0	0	0	0	0	0	0	0	257
Occasionally	3	0	0	724	0	0	0	0	0	0	0	0	0	0	0	724
Almost never	4	0	0	143	0	0	0	0	0	0	0	0	0	0	0	143
Don't know	8	0	0	3	0	0	0	0	0	0	0	0	0	0	0	3
No answer	9	0	0	25	0	0	0	0	0	0	0	0	0	0	0	25
Not applicable	IAP	13626	354	6144	353	5907	10334	2817	2765	2812	4510	2023	2044	1974	2538	58201

326. Some people have friends who mostly know one another. Other people have friends who don't know one another. Would you say that all of your friends know one another, most of your friends know one another, only a few of your friends know one another, or none of your friends know one another?

[VAR: FRNDKNOW]

<u>RESPONSE</u>	<u>PUNCH</u>	<u>YEAR</u>														
		<u>1972-82</u>	<u>1982B</u>	<u>1983-87</u>	<u>1987B</u>	<u>1988-91</u>	<u>1993-98</u>	<u>2000</u>	<u>2002</u>	<u>2004</u>	<u>2006</u>	<u>2008</u>	<u>2010</u>	<u>2012</u>	<u>2014</u>	<u>ALL</u>
All of my friends know one another	1	0	0	183	0	0	0	0	0	0	0	0	0	0	0	183
Most of my friends know one another	2	0	0	742	0	0	0	0	0	0	0	0	0	0	0	742
Only a few of my friends know one another	3	0	0	536	0	0	0	0	0	0	0	0	0	0	0	536
None of my friends know one another	4	0	0	52	0	0	0	0	0	0	0	0	0	0	0	52
No friends (vol.)	5	0	0	4	0	0	0	0	0	0	0	0	0	0	0	4
Don't know	8	0	0	15	0	0	0	0	0	0	0	0	0	0	0	15
No answer	9	0	0	2	0	0	0	0	0	0	0	0	0	0	0	2
Not applicable	IAP	13626	354	6008	353	5907	10334	2817	2765	2812	4510	2023	2044	1974	2538	58065

REMARKS: See GSS Methodological Reports Nos. 32, 37, 38, 39, 40 and 41 in Appendix T for information on NUMGIVEN-FRNDKNOW.

**The 1987 Topical Module: Socio-Political Participation
(MEMFRAT-FEGAINS)**

**The 1994 Topical Module: Socio-Political Participation
(MEMFRAT-MEMNUM)**

327. Now we would like to know something about the groups or organizations to which individuals belong. Here is a list of various organizations. Could you tell me whether or not you are a member of each type? READ EACH ITEM. CODE ONE FOR EACH.

HAND CARD BI

A. Fraternal groups

[VAR: MEMFRAT]

<u>RESPONSE</u>	<u>PUNCH</u>	<u>YEAR</u>														
		<u>1972-82</u>	<u>1982B</u>	<u>1983-87</u>	<u>1987B</u>	<u>1988-91</u>	<u>1993-98</u>	<u>2000</u>	<u>2002</u>	<u>2004</u>	<u>2006</u>	<u>2008</u>	<u>2010</u>	<u>2012</u>	<u>2014</u>	<u>ALL</u>
Yes	1	824	0	553	25	357	135	0	0	99	0	0	0	0	0	1993
No	2	6574	0	5391	326	3540	1422	0	0	1365	0	0	0	0	0	18618
Don't know	8	8	0	8	1	7	4	0	0	2	0	0	0	0	0	30
No answer	9	98	0	56	1	44	7	0	0	6	0	0	0	0	0	212
Not applicable	IAP	6122	354	1534	0	1959	8766	2817	2765	1340	4510	2023	2044	1974	2538	38746

B. Service clubs

[VAR: MEMSERV]

<u>RESPONSE</u>	<u>PUNCH</u>	<u>YEAR</u>														
		<u>1972-82</u>	<u>1982B</u>	<u>1983-87</u>	<u>1987B</u>	<u>1988-91</u>	<u>1993-98</u>	<u>2000</u>	<u>2002</u>	<u>2004</u>	<u>2006</u>	<u>2008</u>	<u>2010</u>	<u>2012</u>	<u>2014</u>	<u>ALL</u>
Yes	1	678	0	618	27	388	182	0	0	140	0	0	0	0	0	2033
No	2	6725	0	5329	323	3507	1371	0	0	1322	0	0	0	0	0	18577
Don't know	8	5	0	4	1	5	8	0	0	4	0	0	0	0	0	27
No answer	9	96	0	57	2	48	7	0	0	6	0	0	0	0	0	216
Not applicable	IAP	6122	354	1534	0	1959	8766	2817	2765	1340	4510	2023	2044	1974	2538	38746

C. Veterans' groups

[VAR: MEMVET]

<u>RESPONSE</u>	<u>PUNCH</u>	<u>YEAR</u>														
		<u>1972-82</u>	<u>1982B</u>	<u>1983-87</u>	<u>1987B</u>	<u>1988-91</u>	<u>1993-98</u>	<u>2000</u>	<u>2002</u>	<u>2004</u>	<u>2006</u>	<u>2008</u>	<u>2010</u>	<u>2012</u>	<u>2014</u>	<u>ALL</u>
Yes	1	579	0	386	17	297	111	0	0	78	0	0	0	0	0	1468
No	2	6823	0	5564	333	3599	1449	0	0	1389	0	0	0	0	0	19157
Don't know	8	4	0	2	1	0	1	0	0	0	0	0	0	0	0	8
No answer	9	98	0	56	2	52	7	0	0	5	0	0	0	0	0	220
Not applicable	IAP	6122	354	1534	0	1959	8766	2817	2765	1340	4510	2023	2044	1974	2538	38746

D. Political clubs

[VAR: MEMPOLIT]

<u>RESPONSE</u>	<u>PUNCH</u>	<u>YEAR</u>														
		<u>1972-82</u>	<u>1982B</u>	<u>1983-87</u>	<u>1987B</u>	<u>1988-91</u>	<u>1993-98</u>	<u>2000</u>	<u>2002</u>	<u>2004</u>	<u>2006</u>	<u>2008</u>	<u>2010</u>	<u>2012</u>	<u>2014</u>	<u>ALL</u>
Yes	1	302	0	264	9	160	61	0	0	63	0	0	0	0	0	859
No	2	7097	0	5685	341	3730	1499	0	0	1404	0	0	0	0	0	19756
Don't know	8	2	0	2	1	2	1	0	0	0	0	0	0	0	0	8
No answer	9	103	0	57	2	56	7	0	0	5	0	0	0	0	0	230
Not applicable	IAP	6122	354	1534	0	1959	8766	2817	2765	1340	4510	2023	2044	1974	2538	38746

E. Labor unions

[VAR: MEMUNION]

<u>RESPONSE</u>	<u>PUNCH</u>	<u>YEAR</u>														
		<u>1972-82</u>	<u>1982B</u>	<u>1983-87</u>	<u>1987B</u>	<u>1988-91</u>	<u>1993-98</u>	<u>2000</u>	<u>2002</u>	<u>2004</u>	<u>2006</u>	<u>2008</u>	<u>2010</u>	<u>2012</u>	<u>2014</u>	<u>ALL</u>
Yes	1	1155	0	781	57	476	166	0	0	141	0	0	0	0	0	2776
No	2	6253	0	5167	293	3412	1394	0	0	1326	0	0	0	0	0	17845
Don't know	8	4	0	6	1	5	1	0	0	0	0	0	0	0	0	17
No answer	9	92	0	54	2	55	7	0	0	5	0	0	0	0	0	215
Not applicable	IAP	6122	354	1534	0	1959	8766	2817	2765	1340	4510	2023	2044	1974	2538	38746

F. Sports groups

[VAR: MEMSPORT]

<u>RESPONSE</u>	<u>PUNCH</u>	<u>YEAR</u>														
		<u>1972-82</u>	<u>1982B</u>	<u>1983-87</u>	<u>1987B</u>	<u>1988-91</u>	<u>1993-98</u>	<u>2000</u>	<u>2002</u>	<u>2004</u>	<u>2006</u>	<u>2008</u>	<u>2010</u>	<u>2012</u>	<u>2014</u>	<u>ALL</u>
Yes	1	1369	0	1233	51	763	306	0	0	246	0	0	0	0	0	3968
No	2	6041	0	4723	299	3131	1254	0	0	1221	0	0	0	0	0	16669
Don't know	8	3	0	2	1	1	1	0	0	0	0	0	0	0	0	8
No answer	9	91	0	50	2	53	7	0	0	5	0	0	0	0	0	208
Not applicable	IAP	6122	354	1534	0	1959	8766	2817	2765	1340	4510	2023	2044	1974	2538	38746

G. Youth groups

[VAR: MEMYOUTH]

<u>RESPONSE</u>	<u>PUNCH</u>	<u>YEAR</u>														
		<u>1972-82</u>	<u>1982B</u>	<u>1983-87</u>	<u>1987B</u>	<u>1988-91</u>	<u>1993-98</u>	<u>2000</u>	<u>2002</u>	<u>2004</u>	<u>2006</u>	<u>2008</u>	<u>2010</u>	<u>2012</u>	<u>2014</u>	<u>ALL</u>
Yes	1	708	0	587	26	384	158	0	0	151	0	0	0	0	0	2014
No	2	6693	0	5361	324	3500	1400	0	0	1315	0	0	0	0	0	18593
Don't know	8	2	0	2	1	1	3	0	0	1	0	0	0	0	0	10
No answer	9	101	0	58	2	63	7	0	0	5	0	0	0	0	0	236
Not applicable	IAP	6122	354	1534	0	1959	8766	2817	2765	1340	4510	2023	2044	1974	2538	38746

H. School service groups

[VAR: MEMSCHL]

<u>RESPONSE</u>	<u>PUNCH</u>	<u>YEAR</u>														
		<u>1972-82</u>	<u>1982B</u>	<u>1983-87</u>	<u>1987B</u>	<u>1988-91</u>	<u>1993-98</u>	<u>2000</u>	<u>2002</u>	<u>2004</u>	<u>2006</u>	<u>2008</u>	<u>2010</u>	<u>2012</u>	<u>2014</u>	<u>ALL</u>
Yes	1	1026	0	784	42	520	245	0	0	206	0	0	0	0	0	2823
No	2	6367	0	5166	308	3368	1315	0	0	1260	0	0	0	0	0	17784
Don't know	8	5	0	1	1	2	2	0	0	1	0	0	0	0	0	12
No answer	9	106	0	57	2	58	6	0	0	5	0	0	0	0	0	234
Not applicable	IAP	6122	354	1534	0	1959	8766	2817	2765	1340	4510	2023	2044	1974	2538	38746

I. Hobby or garden clubs

[VAR: MEMHOBBY]

<u>RESPONSE</u>	<u>PUNCH</u>	<u>YEAR</u>														
		<u>1972-82</u>	<u>1982B</u>	<u>1983-87</u>	<u>1987B</u>	<u>1988-91</u>	<u>1993-98</u>	<u>2000</u>	<u>2002</u>	<u>2004</u>	<u>2006</u>	<u>2008</u>	<u>2010</u>	<u>2012</u>	<u>2014</u>	<u>ALL</u>
Yes	1	679	0	547	14	405	180	0	0	159	0	0	0	0	0	1984
No	2	6715	0	5400	336	3485	1380	0	0	1308	0	0	0	0	0	18624
Don't know	8	3	0	2	1	1	1	0	0	0	0	0	0	0	0	8
No answer	9	107	0	59	2	57	7	0	0	5	0	0	0	0	0	237
Not applicable	IAP	6122	354	1534	0	1959	8766	2817	2765	1340	4510	2023	2044	1974	2538	38746

J. School fraternities or sororities

[VAR: MEMGREEK]

<u>RESPONSE</u>	<u>PUNCH</u>	<u>YEAR</u>														
		<u>1972-82</u>	<u>1982B</u>	<u>1983-87</u>	<u>1987B</u>	<u>1988-91</u>	<u>1993-98</u>	<u>2000</u>	<u>2002</u>	<u>2004</u>	<u>2006</u>	<u>2008</u>	<u>2010</u>	<u>2012</u>	<u>2014</u>	<u>ALL</u>
Yes	1	320	0	308	21	193	82	0	0	61	0	0	0	0	0	985
No	2	7073	0	5639	329	3693	1478	0	0	1406	0	0	0	0	0	19618
Don't know	8	4	0	3	1	2	1	0	0	0	0	0	0	0	0	11
No answer	9	107	0	58	2	60	7	0	0	5	0	0	0	0	0	239
Not applicable	IAP	6122	354	1534	0	1959	8766	2817	2765	1340	4510	2023	2044	1974	2538	38746

K. Nationality groups

[VAR: MEMNAT]

<u>RESPONSE</u>	<u>PUNCH</u>	<u>YEAR</u>														
		<u>1972-82</u>	<u>1982B</u>	<u>1983-87</u>	<u>1987B</u>	<u>1988-91</u>	<u>1993-98</u>	<u>2000</u>	<u>2002</u>	<u>2004</u>	<u>2006</u>	<u>2008</u>	<u>2010</u>	<u>2012</u>	<u>2014</u>	<u>ALL</u>
Yes	1	217	0	206	13	144	68	0	0	39	0	0	0	0	0	687
No	2	7168	0	5741	337	3739	1489	0	0	1428	0	0	0	0	0	19902
Don't know	8	6	0	2	1	3	3	0	0	0	0	0	0	0	0	15
No answer	9	113	0	59	2	62	8	0	0	5	0	0	0	0	0	249
Not applicable	IAP	6122	354	1534	0	1959	8766	2817	2765	1340	4510	2023	2044	1974	2538	38746

L. Farm organizations

[VAR: MEMFARM]

<u>RESPONSE</u>	<u>PUNCH</u>	<u>YEAR</u>														
		<u>1972-82</u>	<u>1982B</u>	<u>1983-87</u>	<u>1987B</u>	<u>1988-91</u>	<u>1993-98</u>	<u>2000</u>	<u>2002</u>	<u>2004</u>	<u>2006</u>	<u>2008</u>	<u>2010</u>	<u>2012</u>	<u>2014</u>	<u>ALL</u>
Yes	1	297	0	241	3	142	64	0	0	44	0	0	0	0	0	791
No	2	7091	0	5704	347	3738	1495	0	0	1423	0	0	0	0	0	19798
Don't know	8	5	0	2	1	1	1	0	0	0	0	0	0	0	0	10
No answer	9	111	0	61	2	67	8	0	0	5	0	0	0	0	0	254
Not applicable	IAP	6122	354	1534	0	1959	8766	2817	2765	1340	4510	2023	2044	1974	2538	38746

M. Literary, art, discussion or study groups

[VAR: MEMLIT]

<u>RESPONSE</u>	<u>PUNCH</u>	<u>YEAR</u>														
		<u>1972-82</u>	<u>1982B</u>	<u>1983-87</u>	<u>1987B</u>	<u>1988-91</u>	<u>1993-98</u>	<u>2000</u>	<u>2002</u>	<u>2004</u>	<u>2006</u>	<u>2008</u>	<u>2010</u>	<u>2012</u>	<u>2014</u>	<u>ALL</u>
Yes	1	666	0	526	16	358	171	0	0	154	0	0	0	0	0	1891
No	2	6722	0	5422	334	3532	1388	0	0	1312	0	0	0	0	0	18710
Don't know	8	5	0	4	1	1	1	0	0	1	0	0	0	0	0	13
No answer	9	111	0	56	2	57	8	0	0	5	0	0	0	0	0	239
Not applicable	IAP	6122	354	1534	0	1959	8766	2817	2765	1340	4510	2023	2044	1974	2538	38746

N. Professional or academic societies

[VAR: MEMPROF]

<u>RESPONSE</u>	<u>PUNCH</u>	<u>YEAR</u>														
		<u>1972-82</u>	<u>1982B</u>	<u>1983-87</u>	<u>1987B</u>	<u>1988-91</u>	<u>1993-98</u>	<u>2000</u>	<u>2002</u>	<u>2004</u>	<u>2006</u>	<u>2008</u>	<u>2010</u>	<u>2012</u>	<u>2014</u>	<u>ALL</u>
Yes	1	955	0	919	30	624	286	0	0	221	0	0	0	0	0	3035
No	2	6439	0	5032	321	3260	1274	0	0	1246	0	0	0	0	0	17572
Don't know	8	4	0	4	1	2	1	0	0	0	0	0	0	0	0	12
No answer	9	106	0	53	1	62	7	0	0	5	0	0	0	0	0	234
Not applicable	IAP	6122	354	1534	0	1959	8766	2817	2765	1340	4510	2023	2044	1974	2538	38746

O. Church-affiliated groups [See REMARKS]

[VAR: MEMCHURH]

<u>RESPONSE</u>	<u>PUNCH</u>	<u>YEAR</u>														
		<u>1972-82</u>	<u>1982B</u>	<u>1983-87</u>	<u>1987B</u>	<u>1988-91</u>	<u>1993-98</u>	<u>2000</u>	<u>2002</u>	<u>2004</u>	<u>2006</u>	<u>2008</u>	<u>2010</u>	<u>2012</u>	<u>2014</u>	<u>ALL</u>
Yes	1	2789	0	2117	132	1305	542	0	0	455	0	0	0	0	0	7340
No	2	4640	0	3836	219	2589	1019	0	0	1012	0	0	0	0	0	13315
Don't know	8	3	0	4	1	1	0	0	0	0	0	0	0	0	0	9
No answer	9	72	0	51	1	53	7	0	0	5	0	0	0	0	0	189
Not applicable	IAP	6122	354	1534	0	1959	8766	2817	2765	1340	4510	2023	2044	1974	2538	38746

P. Any other groups

[VAR: MEMOTHER]

<u>RESPONSE</u>	<u>PUNCH</u>	<u>YEAR</u>														
		<u>1972-82</u>	<u>1982B</u>	<u>1983-87</u>	<u>1987B</u>	<u>1988-91</u>	<u>1993-98</u>	<u>2000</u>	<u>2002</u>	<u>2004</u>	<u>2006</u>	<u>2008</u>	<u>2010</u>	<u>2012</u>	<u>2014</u>	<u>ALL</u>
Yes	1	725	0	639	31	368	184	0	0	101	0	0	0	0	0	2048
No	2	6624	0	5283	318	3052	1367	0	0	1366	0	0	0	0	0	18010
Don't know	8	14	0	3	1	10	4	0	0	0	0	0	0	0	0	32
No answer	9	141	0	83	3	74	13	0	0	5	0	0	0	0	0	319
Not applicable	IAP	6122	354	1534	0	2403	8766	2817	2765	1340	4510	2023	2044	1974	2538	39190

Q. Any membership at all

[VAR: MEMNUM]

<u>RESPONSE</u>	<u>PUNCH</u>	<u>YEAR</u>														
		<u>1972-82</u>	<u>1982B</u>	<u>1983-87</u>	<u>1987B</u>	<u>1988-91</u>	<u>1993-98</u>	<u>2000</u>	<u>2002</u>	<u>2004</u>	<u>2006</u>	<u>2008</u>	<u>2010</u>	<u>2012</u>	<u>2014</u>	<u>ALL</u>
No membership	0	2142	0	1787	136	1222	444	0	0	555	0	0	0	0	0	6286
1	1	2017	0	1505	92	959	380	0	0	329	0	0	0	0	0	5282
2	2	1302	0	1069	60	714	265	0	0	209	0	0	0	0	0	3619
3	3	888	0	645	22	415	191	0	0	141	0	0	0	0	0	2302
4	4	504	0	420	12	285	120	0	0	102	0	0	0	0	0	1443
5	5	270	0	236	13	153	77	0	0	52	0	0	0	0	0	801
6	6	157	0	152	6	95	37	0	0	41	0	0	0	0	0	488
7	7	100	0	79	7	45	24	0	0	22	0	0	0	0	0	277
8	8	44	0	48	2	28	16	0	0	11	0	0	0	0	0	149
9	9	34	0	22	0	15	6	0	0	1	0	0	0	0	0	78
10	10	14	0	11	1	4	1	0	0	1	0	0	0	0	0	32
11	11	5	0	4	0	2	1	0	0	0	0	0	0	0	0	12
12	12	6	0	2	1	1	0	0	0	0	0	0	0	0	0	10
13	13	2	0	0	0	1	0	0	0	1	0	0	0	0	0	4
14	14	1	0	1	0	0	0	0	0	0	0	0	0	0	0	2
15	15	1	0	0	0	0	0	0	0	0	0	0	0	0	0	1
16	16	1	0	2	0	1	0	0	0	0	0	0	0	0	0	4
Don't know	98	0	0	0	0	0	0	0	0	1	0	0	0	0	0	1
No answer	99	16	0	25	1	8	6	0	0	6	0	0	0	0	0	62
Not applicable	IAP	6122	354	1534	0	1959	8766	2817	2765	1340	4510	2023	2044	1974	2538	38746

REMARKS: Card BI contained items A-P. Item is recoded. See Appendix D for recode information. The "church-affiliated groups," was not part of the original Verba-Nie scale. See Appendix N for across survey changes. See Appendix T, GSS Methodological Report No. 60. If planning to perform trend analysis with MEMCHURH, please consult GSS Methodological Report No. 56.

328. Do (EACH "YES" IN MEMFRAT-MEMNUM) to which you belong do anything to try to solve individual or community problems?

A. Fraternal groups

[VAR: SOLFRAT]

<u>RESPONSE</u>	<u>PUNCH</u>	<u>YEAR</u>														
		<u>1972-82</u>	<u>1982B</u>	<u>1983-87</u>	<u>1987B</u>	<u>1988-91</u>	<u>1993-98</u>	<u>2000</u>	<u>2002</u>	<u>2004</u>	<u>2006</u>	<u>2008</u>	<u>2010</u>	<u>2012</u>	<u>2014</u>	<u>ALL</u>
Yes	1	0	0	106	22	0	0	0	0	0	0	0	0	0	0	128
No	2	0	0	25	1	0	0	0	0	0	0	0	0	0	0	26
Don't know	8	0	0	0	0	0	0	0	0	0	0	0	0	0	0	0
No answer	9	0	0	23	3	0	0	0	0	0	0	0	0	0	0	26
Not applicable (not mentioned in MEFRAT-MEMNUM)	IAP	13626	354	7388	327	5907	10334	2817	2765	2812	4510	2023	2044	1974	2538	59419

B. Service clubs

[VAR: SOLSERV]

<u>RESPONSE</u>	<u>PUNCH</u>	<u>YEAR</u>														
		<u>1972-82</u>	<u>1982B</u>	<u>1983-87</u>	<u>1987B</u>	<u>1988-91</u>	<u>1993-98</u>	<u>2000</u>	<u>2002</u>	<u>2004</u>	<u>2006</u>	<u>2008</u>	<u>2010</u>	<u>2012</u>	<u>2014</u>	<u>ALL</u>
Yes	1	0	0	119	19	0	0	0	0	0	0	0	0	0	0	138
No	2	0	0	12	4	0	0	0	0	0	0	0	0	0	0	16
Don't know	8	0	0	0	0	0	0	0	0	0	0	0	0	0	0	0
No answer	9	0	0	22	6	0	0	0	0	0	0	0	0	0	0	28
Not applicable (not mentioned in MEMFRAT-MEMNUM)	IAP	13626	354	7389	324	5907	10334	2817	2765	2812	4510	2023	2044	1974	2538	59417

C. Veteran's groups

[VAR: SOLVET]

<u>RESPONSE</u>	<u>PUNCH</u>	<u>YEAR</u>														
		<u>1972-82</u>	<u>1982B</u>	<u>1983-87</u>	<u>1987B</u>	<u>1988-91</u>	<u>1993-98</u>	<u>2000</u>	<u>2002</u>	<u>2004</u>	<u>2006</u>	<u>2008</u>	<u>2010</u>	<u>2012</u>	<u>2014</u>	<u>ALL</u>
Yes	1	0	0	61	13	0	0	0	0	0	0	0	0	0	0	74
No	2	0	0	21	1	0	0	0	0	0	0	0	0	0	0	22
Don't know	8	0	0	2	0	0	0	0	0	0	0	0	0	0	0	2
No answer	9	0	0	23	5	0	0	0	0	0	0	0	0	0	0	28
Not applicable (not mentioned in MEMFRAT-MEMNUM)	IAP	13626	354	7435	334	5907	10334	2817	2765	2812	4510	2023	2044	1974	2538	59473

D. Political clubs

[VAR: SOLPOLIT]

<u>RESPONSE</u>	<u>PUNCH</u>	<u>YEAR</u>														
		<u>1972-82</u>	<u>1982B</u>	<u>1983-87</u>	<u>1987B</u>	<u>1988-91</u>	<u>1993-98</u>	<u>2000</u>	<u>2002</u>	<u>2004</u>	<u>2006</u>	<u>2008</u>	<u>2010</u>	<u>2012</u>	<u>2014</u>	<u>ALL</u>
Yes	1	0	0	52	9	0	0	0	0	0	0	0	0	0	0	61
No	2	0	0	8	0	0	0	0	0	0	0	0	0	0	0	8
Don't know	8	0	0	0	0	0	0	0	0	0	0	0	0	0	0	0
No answer	9	0	0	24	2	0	0	0	0	0	0	0	0	0	0	26
Not applicable (not mentioned in MEMFRAT-MEMNUM)	IAP	13626	354	7458	342	5907	10334	2817	2765	2812	4510	2023	2044	1974	2538	59504

E. Labor unions

[VAR: SOLUNION]

<u>RESPONSE</u>	<u>PUNCH</u>	<u>YEAR</u>														
		<u>1972-82</u>	<u>1982B</u>	<u>1983-87</u>	<u>1987B</u>	<u>1988-91</u>	<u>1993-98</u>	<u>2000</u>	<u>2002</u>	<u>2004</u>	<u>2006</u>	<u>2008</u>	<u>2010</u>	<u>2012</u>	<u>2014</u>	<u>ALL</u>
Yes	1	0	0	111	35	0	0	0	0	0	0	0	0	0	0	146
No	2	0	0	63	13	0	0	0	0	0	0	0	0	0	0	76
Don't know	8	0	0	6	2	0	0	0	0	0	0	0	0	0	0	8
No answer	9	0	0	30	9	0	0	0	0	0	0	0	0	0	0	39
Not applicable (not mentioned in MEMFRAT-MEMNUM)	IAP	13626	354	7332	294	5907	10334	2817	2765	2812	4510	2023	2044	1974	2538	59330

F. Sports groups

[VAR: SOLSPORT]

<u>RESPONSE</u>	<u>PUNCH</u>	<u>YEAR</u>														
		<u>1972-82</u>	<u>1982B</u>	<u>1983-87</u>	<u>1987B</u>	<u>1988-91</u>	<u>1993-98</u>	<u>2000</u>	<u>2002</u>	<u>2004</u>	<u>2006</u>	<u>2008</u>	<u>2010</u>	<u>2012</u>	<u>2014</u>	<u>ALL</u>
Yes	1	0	0	92	21	0	0	0	0	0	0	0	0	0	0	113
No	2	0	0	176	29	0	0	0	0	0	0	0	0	0	0	205
Don't know	8	0	0	0	0	0	0	0	0	0	0	0	0	0	0	0
No answer	9	0	0	25	3	0	0	0	0	0	0	0	0	0	0	28
Not applicable (not mentioned in MEMFRAT-MEMNUM)	IAP	13626	354	7249	300	5907	10334	2817	2765	2812	4510	2023	2044	1974	2538	59253

G. Youth groups

[VAR: SOLYOUTH]

<u>RESPONSE</u>	<u>PUNCH</u>	<u>YEAR</u>														
		<u>1972-82</u>	<u>1982B</u>	<u>1983-87</u>	<u>1987B</u>	<u>1988-91</u>	<u>1993-98</u>	<u>2000</u>	<u>2002</u>	<u>2004</u>	<u>2006</u>	<u>2008</u>	<u>2010</u>	<u>2012</u>	<u>2014</u>	<u>ALL</u>
Yes	1	0	0	93	21	0	0	0	0	0	0	0	0	0	0	114
No	2	0	0	26	4	0	0	0	0	0	0	0	0	0	0	30
Don't know	8	0	0	0	0	0	0	0	0	0	0	0	0	0	0	0
No answer	9	0	0	27	3	0	0	0	0	0	0	0	0	0	0	30
Not applicable (not mentioned in MEMFRAT-MEMNUM)	IAP	13626	354	7396	325	5907	10334	2817	2765	2812	4510	2023	2044	1974	2538	59425

H. School service groups

[VAR: SOLSCHL]

<u>RESPONSE</u>	<u>PUNCH</u>	<u>YEAR</u>														
		<u>1972-82</u>	<u>1982B</u>	<u>1983-87</u>	<u>1987B</u>	<u>1988-91</u>	<u>1993-98</u>	<u>2000</u>	<u>2002</u>	<u>2004</u>	<u>2006</u>	<u>2008</u>	<u>2010</u>	<u>2012</u>	<u>2014</u>	<u>ALL</u>
Yes	1	0	0	138	36	0	0	0	0	0	0	0	0	0	0	174
No	2	0	0	31	4	0	0	0	0	0	0	0	0	0	0	35
Don't know	8	0	0	0	1	0	0	0	0	0	0	0	0	0	0	1
No answer	9	0	0	28	3	0	0	0	0	0	0	0	0	0	0	31
Not applicable (not mentioned in MEMFRAT-MEMNUM)	IAP	13626	354	7345	309	5907	10334	2817	2765	2812	4510	2023	2044	1974	2538	59358

I. Hobby or garden clubs

[VAR: SOLHOBBY]

<u>RESPONSE</u>	<u>PUNCH</u>	<u>YEAR</u>														
		<u>1972-82</u>	<u>1982B</u>	<u>1983-87</u>	<u>1987B</u>	<u>1988-91</u>	<u>1993-98</u>	<u>2000</u>	<u>2002</u>	<u>2004</u>	<u>2006</u>	<u>2008</u>	<u>2010</u>	<u>2012</u>	<u>2014</u>	<u>ALL</u>
Yes	1	0	0	38	10	0	0	0	0	0	0	0	0	0	0	48
No	2	0	0	87	4	0	0	0	0	0	0	0	0	0	0	91
Don't know	8	0	0	0	0	0	0	0	0	0	0	0	0	0	0	0
No answer	9	0	0	28	2	0	0	0	0	0	0	0	0	0	0	30
Not applicable (not mentioned in MEMFRAT-MEMNUM)	IAP	13626	354	7389	337	5907	10334	2817	2765	2812	4510	2023	2044	1974	2538	59430

J. School fraternities or sororities

[VAR: SOLGREEK]

<u>RESPONSE</u>	<u>PUNCH</u>	<u>YEAR</u>														
		<u>1972-82</u>	<u>1982B</u>	<u>1983-87</u>	<u>1987B</u>	<u>1988-91</u>	<u>1993-98</u>	<u>2000</u>	<u>2002</u>	<u>2004</u>	<u>2006</u>	<u>2008</u>	<u>2010</u>	<u>2012</u>	<u>2014</u>	<u>ALL</u>
Yes	1	0	0	42	15	0	0	0	0	0	0	0	0	0	0	57
No	2	0	0	22	4	0	0	0	0	0	0	0	0	0	0	26
Don't know	8	0	0	0	0	0	0	0	0	0	0	0	0	0	0	0
No answer	9	0	0	23	4	0	0	0	0	0	0	0	0	0	0	27
Not applicable (not mentioned in MEMFRAT-MEMNUM)	IAP	13626	354	7455	330	5907	10334	2817	2765	2812	4510	2023	2044	1974	2538	59489

K. Nationality groups

[VAR: SOLNAT]

<u>RESPONSE</u>	<u>PUNCH</u>	<u>YEAR</u>														
		<u>1972-82</u>	<u>1982B</u>	<u>1983-87</u>	<u>1987B</u>	<u>1988-91</u>	<u>1993-98</u>	<u>2000</u>	<u>2002</u>	<u>2004</u>	<u>2006</u>	<u>2008</u>	<u>2010</u>	<u>2012</u>	<u>2014</u>	<u>ALL</u>
Yes	1	0	0	19	11	0	0	0	0	0	0	0	0	0	0	30
No	2	0	0	10	1	0	0	0	0	0	0	0	0	0	0	11
Don't know	8	0	0	0	0	0	0	0	0	0	0	0	0	0	0	0
No answer	9	0	0	24	3	0	0	0	0	0	0	0	0	0	0	27
Not applicable (not mentioned in MEMFRAT-MEMNUM)	IAP	13626	354	7489	338	5907	10334	2817	2765	2812	4510	2023	2044	1974	2538	59531

L. Farm organization

[VAR: SOLFARM]

<u>RESPONSE</u>	<u>PUNCH</u>	<u>YEAR</u>														
		<u>1972-82</u>	<u>1982B</u>	<u>1983-87</u>	<u>1987B</u>	<u>1988-91</u>	<u>1993-98</u>	<u>2000</u>	<u>2002</u>	<u>2004</u>	<u>2006</u>	<u>2008</u>	<u>2010</u>	<u>2012</u>	<u>2014</u>	<u>ALL</u>
Yes	1	0	0	40	3	0	0	0	0	0	0	0	0	0	0	43
No	2	0	0	7	0	0	0	0	0	0	0	0	0	0	0	7
Don't know	8	0	0	1	0	0	0	0	0	0	0	0	0	0	0	1
No answer	9	0	0	23	2	0	0	0	0	0	0	0	0	0	0	25
Not applicable (not mentioned in MEMFRAT-MEMNUM)	IAP	13626	354	7471	348	5907	10334	2817	2765	2812	4510	2023	2044	1974	2538	59523

M. Literal, art, discussion or study groups

[VAR: SOLLIT]

<u>RESPONSE</u>	<u>PUNCH</u>	<u>YEAR</u>														
		<u>1972-82</u>	<u>1982B</u>	<u>1983-87</u>	<u>1987B</u>	<u>1988-91</u>	<u>1993-98</u>	<u>2000</u>	<u>2002</u>	<u>2004</u>	<u>2006</u>	<u>2008</u>	<u>2010</u>	<u>2012</u>	<u>2014</u>	<u>ALL</u>
Yes	1	0	0	53	10	0	0	0	0	0	0	0	0	0	0	63
No	2	0	0	48	6	0	0	0	0	0	0	0	0	0	0	54
Don't know	8	0	0	1	0	0	0	0	0	0	0	0	0	0	0	1
No answer	9	0	0	25	2	0	0	0	0	0	0	0	0	0	0	27
Not applicable (not mentioned in MEMFRAT-MEMNUM)	IAP	13626	354	7415	335	5907	10334	2817	2765	2812	4510	2023	2044	1974	2538	59454

N. Professional or academic societies

[VAR: SOLPROF]

<u>RESPONSE</u>	<u>PUNCH</u>	<u>YEAR</u>														
		<u>1972-82</u>	<u>1982B</u>	<u>1983-87</u>	<u>1987B</u>	<u>1988-91</u>	<u>1993-98</u>	<u>2000</u>	<u>2002</u>	<u>2004</u>	<u>2006</u>	<u>2008</u>	<u>2010</u>	<u>2012</u>	<u>2014</u>	<u>ALL</u>
Yes	1	0	0	138	27	0	0	0	0	0	0	0	0	0	0	165
No	2	0	0	66	3	0	0	0	0	0	0	0	0	0	0	69
Don't know	8	0	0	1	0	0	0	0	0	0	0	0	0	0	0	1
No answer	9	0	0	30	1	0	0	0	0	0	0	0	0	0	0	31
Not applicable (not mentioned in MEMFRAT-MEMNUM)	IAP	13626	354	7307	322	5907	10334	2817	2765	2812	4510	2023	2044	1974	2538	59333

O. Church-affiliated groups

[VAR: SOLCHURH]

<u>RESPONSE</u>	<u>PUNCH</u>	<u>YEAR</u>														
		<u>1972-82</u>	<u>1982B</u>	<u>1983-87</u>	<u>1987B</u>	<u>1988-91</u>	<u>1993-98</u>	<u>2000</u>	<u>2002</u>	<u>2004</u>	<u>2006</u>	<u>2008</u>	<u>2010</u>	<u>2012</u>	<u>2014</u>	<u>ALL</u>
Yes	1	0	0	341	114	0	0	0	0	0	0	0	0	0	0	455
No	2	0	0	63	12	0	0	0	0	0	0	0	0	0	0	75
Don't know	8	0	0	2	0	0	0	0	0	0	0	0	0	0	0	2
No answer	9	0	0	53	7	0	0	0	0	0	0	0	0	0	0	60
Not applicable (not mentioned in MEMFRAT-MEMNUM)	IAP	13626	354	7083	220	5907	10334	2817	2765	2812	4510	2023	2044	1974	2538	59007

P. Any other group

[VAR: SOLOOTHER]

RESPONSE	PUNCH	YEAR														
		1972-82	1982B	1983-87	1987B	1988-91	1993-98	2000	2002	2004	2006	2008	2010	2012	2014	ALL
Yes	1	0	0	105	18	0	0	0	0	0	0	0	0	0	0	123
No	2	0	0	56	11	0	0	0	0	0	0	0	0	0	0	67
Don't know	8	0	0	0	0	0	0	0	0	0	0	0	0	0	0	0
No answer	9	0	0	43	5	0	0	0	0	0	0	0	0	0	0	48
Not applicable (not mentioned in MEMFRAT-MEMNUM)	IAP	13626	354	7338	319	5907	10334	2817	2765	2812	4510	2023	2044	1974	2538	59361

329. Have you ever done any active work for (EACH "YES" IN MEMFRAT-MEMOTHER)? I mean been a leader, helped organize meetings, been an officer, or given time or money?

A. Fraternal groups

[VAR: ACTFRAT]

RESPONSE	PUNCH	YEAR														
		1972-82	1982B	1983-87	1987B	1988-91	1993-98	2000	2002	2004	2006	2008	2010	2012	2014	ALL
Yes	1	0	0	101	21	0	0	0	0	0	0	0	0	0	0	122
No	2	0	0	28	2	0	0	0	0	0	0	0	0	0	0	30
Don't know	8	0	0	0	0	0	0	0	0	0	0	0	0	0	0	0
No answer	9	0	0	25	3	0	0	0	0	0	0	0	0	0	0	28
Not applicable (not mentioned in MEMFRAT-MEMNUM)	IAP	13626	354	7388	327	5907	10334	2817	2765	2812	4510	2023	2044	1974	2538	59419

B. Service clubs

[VAR: ACTSERV]

RESPONSE	PUNCH	YEAR														
		1972-82	1982B	1983-87	1987B	1988-91	1993-98	2000	2002	2004	2006	2008	2010	2012	2014	ALL
Yes	1	0	0	109	19	0	0	0	0	0	0	0	0	0	0	128
No	2	0	0	20	5	0	0	0	0	0	0	0	0	0	0	25
Don't know	8	0	0	0	0	0	0	0	0	0	0	0	0	0	0	0
No answer	9	0	0	24	5	0	0	0	0	0	0	0	0	0	0	29
Not applicable (not mentioned in MEMFRAT-MEMNUM)	IAP	13626	354	7389	324	5907	10334	2817	2765	2812	4510	2023	2044	1974	2538	59417

C. Veteran's groups

[VAR: ACTVET]

<u>RESPONSE</u>	<u>PUNCH</u>	<u>YEAR</u>														
		<u>1972-82</u>	<u>1982B</u>	<u>1983-87</u>	<u>1987B</u>	<u>1988-91</u>	<u>1993-98</u>	<u>2000</u>	<u>2002</u>	<u>2004</u>	<u>2006</u>	<u>2008</u>	<u>2010</u>	<u>2012</u>	<u>2014</u>	<u>ALL</u>
Yes	1	0	0	45	7	0	0	0	0	0	0	0	0	0	0	52
No	2	0	0	39	7	0	0	0	0	0	0	0	0	0	0	46
Don't know	8	0	0	0	0	0	0	0	0	0	0	0	0	0	0	0
No answer	9	0	0	23	5	0	0	0	0	0	0	0	0	0	0	28
Not applicable (not mentioned in MEMFRAT-MEMNUM)	IAP	13626	354	7435	334	5907	10334	2817	2765	2812	4510	2023	2044	1974	2538	59473

D. Political clubs

[VAR: ACTPOLIT]

<u>RESPONSE</u>	<u>PUNCH</u>	<u>YEAR</u>														
		<u>1972-82</u>	<u>1982B</u>	<u>1983-87</u>	<u>1987B</u>	<u>1988-91</u>	<u>1993-98</u>	<u>2000</u>	<u>2002</u>	<u>2004</u>	<u>2006</u>	<u>2008</u>	<u>2010</u>	<u>2012</u>	<u>2014</u>	<u>ALL</u>
Yes	1	0	0	51	7	0	0	0	0	0	0	0	0	0	0	58
No	2	0	0	6	2	0	0	0	0	0	0	0	0	0	0	8
Don't know	8	0	0	0	0	0	0	0	0	0	0	0	0	0	0	0
No answer	9	0	0	27	2	0	0	0	0	0	0	0	0	0	0	29
Not applicable (not mentioned in MEMFRAT-MEMNUM)	IAP	13626	354	7458	342	5907	10334	2817	2765	2812	4510	2023	2044	1974	2538	59504

E. Labor union

[VAR: ACTUNION]

<u>RESPONSE</u>	<u>PUNCH</u>	<u>YEAR</u>														
		<u>1972-82</u>	<u>1982B</u>	<u>1983-87</u>	<u>1987B</u>	<u>1988-91</u>	<u>1993-98</u>	<u>2000</u>	<u>2002</u>	<u>2004</u>	<u>2006</u>	<u>2008</u>	<u>2010</u>	<u>2012</u>	<u>2014</u>	<u>ALL</u>
Yes	1	0	0	81	25	0	0	0	0	0	0	0	0	0	0	106
No	2	0	0	96	23	0	0	0	0	0	0	0	0	0	0	119
Don't know	8	0	0	0	0	0	0	0	0	0	0	0	0	0	0	0
No answer	9	0	0	33	11	0	0	0	0	0	0	0	0	0	0	44
Not applicable (not mentioned in MEMFRAT-MEMNUM)	IAP	13626	354	7332	294	5907	10334	2817	2765	2812	4510	2023	2044	1974	2538	59330

F. Sports groups

[VAR: ACTSPORT]

<u>RESPONSE</u>	<u>PUNCH</u>	<u>YEAR</u>														
		<u>1972-82</u>	<u>1982B</u>	<u>1983-87</u>	<u>1987B</u>	<u>1988-91</u>	<u>1993-98</u>	<u>2000</u>	<u>2002</u>	<u>2004</u>	<u>2006</u>	<u>2008</u>	<u>2010</u>	<u>2012</u>	<u>2014</u>	<u>ALL</u>
Yes	1	0	0	164	39	0	0	0	0	0	0	0	0	0	0	203
No	2	0	0	97	10	0	0	0	0	0	0	0	0	0	0	107
Don't know	8	0	0	0	0	0	0	0	0	0	0	0	0	0	0	0
No answer	9	0	0	32	4	0	0	0	0	0	0	0	0	0	0	36
Not applicable (not mentioned in MEMFRAT-MEMNUM)	IAP	13626	354	7249	300	5907	10334	2817	2765	2812	4510	2023	2044	1974	2538	59253

G. Youth groups

[VAR: ACTYOUTH]

<u>RESPONSE</u>	<u>PUNCH</u>	<u>YEAR</u>														
		<u>1972-82</u>	<u>1982B</u>	<u>1983-87</u>	<u>1987B</u>	<u>1988-91</u>	<u>1993-98</u>	<u>2000</u>	<u>2002</u>	<u>2004</u>	<u>2006</u>	<u>2008</u>	<u>2010</u>	<u>2012</u>	<u>2014</u>	<u>ALL</u>
Yes	1	0	0	105	23	0	0	0	0	0	0	0	0	0	0	128
No	2	0	0	16	2	0	0	0	0	0	0	0	0	0	0	18
Don't know	8	0	0	0	0	0	0	0	0	0	0	0	0	0	0	0
No answer	9	0	0	25	3	0	0	0	0	0	0	0	0	0	0	28
Not applicable (not mentioned in MEMFRAT-MEMNUM)	IAP	13626	354	7396	325	5907	10334	2817	2765	2812	4510	2023	2044	1974	2538	59425

H. School service groups

[VAR: ACTSCHL]

<u>RESPONSE</u>	<u>PUNCH</u>	<u>YEAR</u>														
		<u>1972-82</u>	<u>1982B</u>	<u>1983-87</u>	<u>1987B</u>	<u>1988-91</u>	<u>1993-98</u>	<u>2000</u>	<u>2002</u>	<u>2004</u>	<u>2006</u>	<u>2008</u>	<u>2010</u>	<u>2012</u>	<u>2014</u>	<u>ALL</u>
Yes	1	0	0	127	31	0	0	0	0	0	0	0	0	0	0	158
No	2	0	0	42	10	0	0	0	0	0	0	0	0	0	0	52
Don't know	8	0	0	0	0	0	0	0	0	0	0	0	0	0	0	0
No answer	9	0	0	28	3	0	0	0	0	0	0	0	0	0	0	31
Not applicable (not mentioned in MEMFRAT-MEMNUM)	IAP	13626	354	7345	309	5907	10334	2817	2765	2812	4510	2023	2044	1974	2538	59358

I. Hobby or garden clubs

[VAR: ACTHOBBY]

<u>RESPONSE</u>	<u>PUNCH</u>	<u>YEAR</u>														
		<u>1972-82</u>	<u>1982B</u>	<u>1983-87</u>	<u>1987B</u>	<u>1988-91</u>	<u>1993-98</u>	<u>2000</u>	<u>2002</u>	<u>2004</u>	<u>2006</u>	<u>2008</u>	<u>2010</u>	<u>2012</u>	<u>2014</u>	<u>ALL</u>
Yes	1	0	0	74	11	0	0	0	0	0	0	0	0	0	0	85
No	2	0	0	48	3	0	0	0	0	0	0	0	0	0	0	51
Don't know	8	0	0	0	0	0	0	0	0	0	0	0	0	0	0	0
No answer	9	0	0	31	2	0	0	0	0	0	0	0	0	0	0	33
Not applicable (not mentioned in MEMFRAT-MEMNUM)	IAP	13626	354	7389	337	5907	10334	2817	2765	2812	4510	2023	2044	1974	2538	59430

J. School fraternities or sororities

[VAR: ACTGREEK]

<u>RESPONSE</u>	<u>PUNCH</u>	<u>YEAR</u>														
		<u>1972-82</u>	<u>1982B</u>	<u>1983-87</u>	<u>1987B</u>	<u>1988-91</u>	<u>1993-98</u>	<u>2000</u>	<u>2002</u>	<u>2004</u>	<u>2006</u>	<u>2008</u>	<u>2010</u>	<u>2012</u>	<u>2014</u>	<u>ALL</u>
Yes	1	0	0	49	17	0	0	0	0	0	0	0	0	0	0	66
No	2	0	0	13	2	0	0	0	0	0	0	0	0	0	0	15
Don't know	8	0	0	0	0	0	0	0	0	0	0	0	0	0	0	0
No answer	9	0	0	25	4	0	0	0	0	0	0	0	0	0	0	29
Not applicable (not mentioned in MEMFRAT-MEMNUM)	IAP	13626	354	7455	330	5907	10334	2817	2765	2812	4510	2023	2044	1974	2538	59489

K. Nationality groups

[VAR: ACTNAT]

<u>RESPONSE</u>	<u>PUNCH</u>	<u>YEAR</u>														
		<u>1972-82</u>	<u>1982B</u>	<u>1983-87</u>	<u>1987B</u>	<u>1988-91</u>	<u>1993-98</u>	<u>2000</u>	<u>2002</u>	<u>2004</u>	<u>2006</u>	<u>2008</u>	<u>2010</u>	<u>2012</u>	<u>2014</u>	<u>ALL</u>
Yes	1	0	0	20	10	0	0	0	0	0	0	0	0	0	0	30
No	2	0	0	9	3	0	0	0	0	0	0	0	0	0	0	12
Don't know	8	0	0	0	0	0	0	0	0	0	0	0	0	0	0	0
No answer	9	0	0	24	2	0	0	0	0	0	0	0	0	0	0	26
Not applicable (not mentioned in MEMFRAT-MEMNUM)	IAP	13626	354	7489	338	5907	10334	2817	2765	2812	4510	2023	2044	1974	2538	59531

L. Farm organizations

[VAR: ACTFARM]

<u>RESPONSE</u>	<u>PUNCH</u>	<u>YEAR</u>														
		<u>1972-82</u>	<u>1982B</u>	<u>1983-87</u>	<u>1987B</u>	<u>1988-91</u>	<u>1993-98</u>	<u>2000</u>	<u>2002</u>	<u>2004</u>	<u>2006</u>	<u>2008</u>	<u>2010</u>	<u>2012</u>	<u>2014</u>	<u>ALL</u>
Yes	1	0	0	30	3	0	0	0	0	0	0	0	0	0	0	33
No	2	0	0	19	0	0	0	0	0	0	0	0	0	0	0	19
Don't know	8	0	0	0	0	0	0	0	0	0	0	0	0	0	0	0
No answer	9	0	0	22	2	0	0	0	0	0	0	0	0	0	0	24
Not applicable (not mentioned in MEMFRAT-MEMNUM)	IAP	13626	354	7471	348	5907	10334	2817	2765	2812	4510	2023	2044	1974	2538	59523

M. Literal, art, discussion or study groups

[VAR: ACTLIT]

<u>RESPONSE</u>	<u>PUNCH</u>	<u>YEAR</u>														
		<u>1972-82</u>	<u>1982B</u>	<u>1983-87</u>	<u>1987B</u>	<u>1988-91</u>	<u>1993-98</u>	<u>2000</u>	<u>2002</u>	<u>2004</u>	<u>2006</u>	<u>2008</u>	<u>2010</u>	<u>2012</u>	<u>2014</u>	<u>ALL</u>
Yes	1	0	0	62	11	0	0	0	0	0	0	0	0	0	0	73
No	2	0	0	41	5	0	0	0	0	0	0	0	0	0	0	46
Don't know	8	0	0	0	0	0	0	0	0	0	0	0	0	0	0	0
No answer	9	0	0	24	2	0	0	0	0	0	0	0	0	0	0	26
Not applicable (not mentioned in MEMFRAT-MEMNUM)	IAP	13626	354	7415	335	5907	10334	2817	2765	2812	4510	2023	2044	1974	2538	59454

N. Professional or academic societies

[VAR: ACTPROF]

<u>RESPONSE</u>	<u>PUNCH</u>	<u>YEAR</u>														
		<u>1972-82</u>	<u>1982B</u>	<u>1983-87</u>	<u>1987B</u>	<u>1988-91</u>	<u>1993-98</u>	<u>2000</u>	<u>2002</u>	<u>2004</u>	<u>2006</u>	<u>2008</u>	<u>2010</u>	<u>2012</u>	<u>2014</u>	<u>ALL</u>
Yes	1	0	0	137	23	0	0	0	0	0	0	0	0	0	0	160
No	2	0	0	66	7	0	0	0	0	0	0	0	0	0	0	73
Don't know	8	0	0	0	0	0	0	0	0	0	0	0	0	0	0	0
No answer	9	0	0	32	1	0	0	0	0	0	0	0	0	0	0	33
Not applicable (not mentioned in MEMFRAT-MEMNUM)	IAP	13626	354	7307	322	5907	10334	2817	2765	2812	4510	2023	2044	1974	2538	59333

O. Church-affiliated groups

[VAR: ACTCHURH]

<u>RESPONSE</u>	<u>PUNCH</u>	<u>YEAR</u>														
		<u>1972-82</u>	<u>1982B</u>	<u>1983-87</u>	<u>1987B</u>	<u>1988-91</u>	<u>1993-98</u>	<u>2000</u>	<u>2002</u>	<u>2004</u>	<u>2006</u>	<u>2008</u>	<u>2010</u>	<u>2012</u>	<u>2014</u>	<u>ALL</u>
Yes	1	0	0	326	109	0	0	0	0	0	0	0	0	0	0	435
No	2	0	0	71	16	0	0	0	0	0	0	0	0	0	0	87
Don't know	8	0	0	0	0	0	0	0	0	0	0	0	0	0	0	0
No answer	9	0	0	62	8	0	0	0	0	0	0	0	0	0	0	70
Not applicable (not mentioned in MEMFRAT-MEMNUM)	IAP	13626	354	7083	220	5907	10334	2817	2765	2812	4510	2023	2044	1974	2538	59007

P. Any other groups

[VAR: ACTOTHER]

<u>RESPONSE</u>	<u>PUNCH</u>	<u>YEAR</u>														
		<u>1972-82</u>	<u>1982B</u>	<u>1983-87</u>	<u>1987B</u>	<u>1988-91</u>	<u>1993-98</u>	<u>2000</u>	<u>2002</u>	<u>2004</u>	<u>2006</u>	<u>2008</u>	<u>2010</u>	<u>2012</u>	<u>2014</u>	<u>ALL</u>
Yes	1	0	0	109	18	0	0	0	0	0	0	0	0	0	0	127
No	2	0	0	51	10	0	0	0	0	0	0	0	0	0	0	61
Don't know	8	0	0	0	0	0	0	0	0	0	0	0	0	0	0	0
No answer	9	0	0	44	6	0	0	0	0	0	0	0	0	0	0	50
Not applicable (not mentioned in MEMFRAT-MEMNUM)	IAP	13626	354	7338	319	5907	10334	2817	2765	2812	4510	2023	2044	1974	2538	59361

330. You said you were a member of a church affiliated group. Is that group or organization the church (synagogue) itself, or some other group related to the church?

[VAR: CHURHGRP]

<u>RESPONSE</u>	<u>PUNCH</u>	<u>YEAR</u>														
		<u>1972-82</u>	<u>1982B</u>	<u>1983-87</u>	<u>1987B</u>	<u>1988-91</u>	<u>1993-98</u>	<u>2000</u>	<u>2002</u>	<u>2004</u>	<u>2006</u>	<u>2008</u>	<u>2010</u>	<u>2012</u>	<u>2014</u>	<u>ALL</u>
Church itself	1	0	0	237	72	0	0	0	0	0	0	0	0	0	0	309
Church-affiliated	2	0	0	135	46	0	0	0	0	0	0	0	0	0	0	181
Both	3	0	0	65	12	0	0	0	0	0	0	0	0	0	0	77
No answer	9	0	0	22	3	0	0	0	0	0	0	0	0	0	0	25
Not applicable (not Punch 1, ACTCHURH)	IAP	13626	354	7083	220	5907	10334	2817	2765	2812	4510	2023	2044	1974	2538	59007

331. Which one of these groups or organizations (READ GROUP FROM MEMFRAT THAT R REPLIED "YES" TO) are you most active in? CODE ONLY ONE.

[VAR: MOSTACT]

<u>RESPONSE</u>	<u>PUNCH</u>	<u>YEAR</u>														
		<u>1972-82</u>	<u>1982B</u>	<u>1983-87</u>	<u>1987B</u>	<u>1988-91</u>	<u>1993-98</u>	<u>2000</u>	<u>2002</u>	<u>2004</u>	<u>2006</u>	<u>2008</u>	<u>2010</u>	<u>2012</u>	<u>2014</u>	<u>ALL</u>
Fraternal groups	1	0	0	32	8	0	0	0	0	0	0	0	0	0	0	40
Service clubs	2	0	0	28	4	0	0	0	0	0	0	0	0	0	0	32
Veteran's groups	3	0	0	20	1	0	0	0	0	0	0	0	0	0	0	21
Political clubs	4	0	0	9	0	0	0	0	0	0	0	0	0	0	0	9
Labor union	5	0	0	21	4	0	0	0	0	0	0	0	0	0	0	25
Sports groups	6	0	0	92	15	0	0	0	0	0	0	0	0	0	0	107
Youth groups	7	0	0	27	3	0	0	0	0	0	0	0	0	0	0	30
School service groups	8	0	0	38	10	0	0	0	0	0	0	0	0	0	0	48
Hobby and garden clubs	9	0	0	30	1	0	0	0	0	0	0	0	0	0	0	31
School fraternities or sororities	10	0	0	5	4	0	0	0	0	0	0	0	0	0	0	9
Nationality groups	11	0	0	6	1	0	0	0	0	0	0	0	0	0	0	7
Farm organizations	12	0	0	12	0	0	0	0	0	0	0	0	0	0	0	12
Literary, art, discussion or study groups	13	0	0	16	2	0	0	0	0	0	0	0	0	0	0	18
Professional or academic societies	14	0	0	41	5	0	0	0	0	0	0	0	0	0	0	46
Church-affiliated groups	15	0	0	170	54	0	0	0	0	0	0	0	0	0	0	224
Any other groups	16	0	0	30	8	0	0	0	0	0	0	0	0	0	0	38
Don't know	98	0	0	0	0	0	0	0	0	0	0	0	0	0	0	0
No answer	99	0	0	34	5	0	0	0	0	0	0	0	0	0	0	39
Not applicable (Less than two mentions in MEMFRAT-MEMNUM)	IAP	13626	354	6931	228	5907	10334	2817	2765	2812	4510	2023	2044	1974	2538	58863

332. Personally, how committed do you feel to this organization? Not committed at all, slightly committed, moderately committed, strongly committed, or very strongly committed.

[VAR: CAREGRP]

RESPONSE	PUNCH	YEAR														
		<u>1972-82</u>	<u>1982B</u>	<u>1983-87</u>	<u>1987B</u>	<u>1988-91</u>	<u>1993-98</u>	<u>2000</u>	<u>2002</u>	<u>2004</u>	<u>2006</u>	<u>2008</u>	<u>2010</u>	<u>2012</u>	<u>2014</u>	<u>ALL</u>
Not at all	1	0	0	44	6	0	0	0	0	0	0	0	0	0	0	50
Slightly	2	0	0	137	33	0	0	0	0	0	0	0	0	0	0	170
Moderately	3	0	0	242	33	0	0	0	0	0	0	0	0	0	0	275
Strongly	4	0	0	282	69	0	0	0	0	0	0	0	0	0	0	351
Very Strongly	5	0	0	260	71	0	0	0	0	0	0	0	0	0	0	331
Don't know	8	0	0	1	0	0	0	0	0	0	0	0	0	0	0	1
No answer	9	0	0	30	5	0	0	0	0	0	0	0	0	0	0	35
Not applicable (no groups mentioned in MEMFRAT-MEMNUM)	IAP	13626	354	6546	136	5907	10334	2817	2765	2812	4510	2023	2044	1974	2538	58386

333. Here is a list of things that members of organizations may participate in. Could you tell me whether or not you have ever done any of these things as a member of (GROUP IN MEMFRAT-MEMNUM OR 332)? (READ EACH ITEM. CIRCLE A NUMBER FOR EACH ACTIVITY).

HAND CARD BJ

A. Served on committees

[VAR: SERVEGRP]

RESPONSE	PUNCH	YEAR														
		<u>1972-82</u>	<u>1982B</u>	<u>1983-87</u>	<u>1987B</u>	<u>1988-91</u>	<u>1993-98</u>	<u>2000</u>	<u>2002</u>	<u>2004</u>	<u>2006</u>	<u>2008</u>	<u>2010</u>	<u>2012</u>	<u>2014</u>	<u>ALL</u>
Yes	1	0	0	579	134	0	0	0	0	0	0	0	0	0	0	713
No	2	0	0	382	79	0	0	0	0	0	0	0	0	0	0	461
Don't know	8	0	0	2	0	0	0	0	0	0	0	0	0	0	0	2
No answer	9	0	0	33	4	0	0	0	0	0	0	0	0	0	0	37
Not applicable (no groups mentioned in MEMFRAT-MEMNUM)	IAP	13626	354	6546	136	5907	10334	2817	2765	2812	4510	2023	2044	1974	2538	58386

B. Served as an officer

[VAR: LEADGRP]

<u>RESPONSE</u>	<u>PUNCH</u>	<u>YEAR</u>														
		<u>1972-82</u>	<u>1982B</u>	<u>1983-87</u>	<u>1987B</u>	<u>1988-91</u>	<u>1993-98</u>	<u>2000</u>	<u>2002</u>	<u>2004</u>	<u>2006</u>	<u>2008</u>	<u>2010</u>	<u>2012</u>	<u>2014</u>	<u>ALL</u>
Yes	1	0	0	435	106	0	0	0	0	0	0	0	0	0	0	541
No	2	0	0	527	107	0	0	0	0	0	0	0	0	0	0	634
Don't know	8	0	0	1	0	0	0	0	0	0	0	0	0	0	0	1
No answer	9	0	0	33	4	0	0	0	0	0	0	0	0	0	0	37
Not applicable (no groups mentioned in MEMFRAT-MEMNUM)	IAP	13626	354	6546	136	5907	10334	2817	2765	2812	4510	2023	2044	1974	2538	58386

C. Given money in addition to regular dues

[VAR: GIVEGRP]

<u>RESPONSE</u>	<u>PUNCH</u>	<u>YEAR</u>														
		<u>1972-82</u>	<u>1982B</u>	<u>1983-87</u>	<u>1987B</u>	<u>1988-91</u>	<u>1993-98</u>	<u>2000</u>	<u>2002</u>	<u>2004</u>	<u>2006</u>	<u>2008</u>	<u>2010</u>	<u>2012</u>	<u>2014</u>	<u>ALL</u>
Yes	1	0	0	615	152	0	0	0	0	0	0	0	0	0	0	767
No	2	0	0	348	62	0	0	0	0	0	0	0	0	0	0	410
Don't know	8	0	0	1	0	0	0	0	0	0	0	0	0	0	0	1
No answer	9	0	0	32	3	0	0	0	0	0	0	0	0	0	0	35
Not applicable (no groups mentioned in MEMFRAT-MEMNUM)	IAP	13626	354	6546	136	5907	10334	2817	2765	2812	4510	2023	2044	1974	2538	58386

D. Attended conferences or workshops

[VAR: ATTNDGRP]

<u>RESPONSE</u>	<u>PUNCH</u>	<u>YEAR</u>														
		<u>1972-82</u>	<u>1982B</u>	<u>1983-87</u>	<u>1987B</u>	<u>1988-91</u>	<u>1993-98</u>	<u>2000</u>	<u>2002</u>	<u>2004</u>	<u>2006</u>	<u>2008</u>	<u>2010</u>	<u>2012</u>	<u>2014</u>	<u>ALL</u>
Yes	1	0	0	590	123	0	0	0	0	0	0	0	0	0	0	713
No	2	0	0	372	91	0	0	0	0	0	0	0	0	0	0	463
Don't know	8	0	0	1	0	0	0	0	0	0	0	0	0	0	0	1
No answer	9	0	0	33	3	0	0	0	0	0	0	0	0	0	0	36
Not applicable (no groups mentioned in MEMFRAT-MEMNUM)	IAP	13626	354	6546	136	5907	10334	2817	2765	2812	4510	2023	2044	1974	2538	58386

E. Written to newspapers or magazines for the organization

[VAR: WRITEGRP]

<u>RESPONSE</u>	<u>PUNCH</u>	<u>YEAR</u>														
		<u>1972-82</u>	<u>1982B</u>	<u>1983-87</u>	<u>1987B</u>	<u>1988-91</u>	<u>1993-98</u>	<u>2000</u>	<u>2002</u>	<u>2004</u>	<u>2006</u>	<u>2008</u>	<u>2010</u>	<u>2012</u>	<u>2014</u>	<u>ALL</u>
Yes	1	0	0	161	25	0	0	0	0	0	0	0	0	0	0	186
No	2	0	0	797	188	0	0	0	0	0	0	0	0	0	0	985
Don't know	8	0	0	0	0	0	0	0	0	0	0	0	0	0	0	0
No answer	9	0	0	38	4	0	0	0	0	0	0	0	0	0	0	42
Not applicable (no groups mentioned in MEMFRAT-MEMNUM)	IAP	13626	354	6546	136	5907	10334	2817	2765	2812	4510	2023	2044	1974	2538	58386

F. Contacted government officials on behalf of the organization

[VAR: LOBBYGRP]

<u>RESPONSE</u>	<u>PUNCH</u>	<u>YEAR</u>														
		<u>1972-82</u>	<u>1982B</u>	<u>1983-87</u>	<u>1987B</u>	<u>1988-91</u>	<u>1993-98</u>	<u>2000</u>	<u>2002</u>	<u>2004</u>	<u>2006</u>	<u>2008</u>	<u>2010</u>	<u>2012</u>	<u>2014</u>	<u>ALL</u>
Yes	1	0	0	193	27	0	0	0	0	0	0	0	0	0	0	220
No	2	0	0	767	186	0	0	0	0	0	0	0	0	0	0	953
Don't know	8	0	0	0	0	0	0	0	0	0	0	0	0	0	0	0
No answer	9	0	0	36	4	0	0	0	0	0	0	0	0	0	0	40
Not applicable (no groups mentioned in MEMFRAT-MEMNUM)	IAP	13626	354	6546	136	5907	10334	2817	2765	2812	4510	2023	2044	1974	2538	58386

REMARKS: Hand card BJ listed different organizational activities.

334. How long have you been living here in this community of (MENTION NAME OF LOCAL GOVERNMENT UNIT)?

[VAR: LOCLIVED]

<u>RESPONSE</u>	<u>PUNCH</u>	<u>YEAR</u>														
		<u>1972-82</u>	<u>1982B</u>	<u>1983-87</u>	<u>1987B</u>	<u>1988-91</u>	<u>1993-98</u>	<u>2000</u>	<u>2002</u>	<u>2004</u>	<u>2006</u>	<u>2008</u>	<u>2010</u>	<u>2012</u>	<u>2014</u>	<u>ALL</u>
Less than one year	1	0	0	135	37	0	0	0	0	0	0	0	0	0	0	172
One to three years	2	0	0	225	43	0	0	0	0	0	0	0	0	0	0	268
Four to ten years	3	0	0	258	56	0	0	0	0	0	0	0	0	0	0	314
More than ten years, but not entire life	4	0	0	562	156	0	0	0	0	0	0	0	0	0	0	718
Entire life	5	0	0	279	60	0	0	0	0	0	0	0	0	0	0	339
Don't know	8	0	0	0	0	0	0	0	0	0	0	0	0	0	0	0
No answer	9	0	0	7	1	0	0	0	0	0	0	0	0	0	0	8
Not applicable	IAP	13626	354	6076	0	5907	10334	2817	2765	2812	4510	2023	2044	1974	2538	57780

335. How much of the time do you think you can trust the local government here in (MENTION NAME OF LOCAL GOVERNMENT UNIT) to do what is right -- just about always, most of the time, only some of the time, or almost never?

[VAR: LOCTRUST]

RESPONSE	PUNCH	YEAR														
		<u>1972-82</u>	<u>1982B</u>	<u>1983-87</u>	<u>1987B</u>	<u>1988-91</u>	<u>1993-98</u>	<u>2000</u>	<u>2002</u>	<u>2004</u>	<u>2006</u>	<u>2008</u>	<u>2010</u>	<u>2012</u>	<u>2014</u>	<u>ALL</u>
Just about always	1	0	0	175	21	0	0	0	0	0	0	0	0	0	0	196
Most of the time	2	0	0	640	110	0	0	0	0	0	0	0	0	0	0	750
Only some of the time	3	0	0	479	174	0	0	0	0	0	0	0	0	0	0	653
Almost never	4	0	0	100	30	0	0	0	0	0	0	0	0	0	0	130
Don't know	8	0	0	62	16	0	0	0	0	0	0	0	0	0	0	78
No answer	9	0	0	10	2	0	0	0	0	0	0	0	0	0	0	12
Not applicable	IAP	13626	354	6076	0	5907	10334	2817	2765	2812	4510	2023	2044	1974	2538	57780

336. How much influence do you think people like you can have over local government decisions -- a lot, a moderate amount, a little, or none at all?

[VAR: LOCINFLU]

RESPONSE	PUNCH	YEAR														
		<u>1972-82</u>	<u>1982B</u>	<u>1983-87</u>	<u>1987B</u>	<u>1988-91</u>	<u>1993-98</u>	<u>2000</u>	<u>2002</u>	<u>2004</u>	<u>2006</u>	<u>2008</u>	<u>2010</u>	<u>2012</u>	<u>2014</u>	<u>ALL</u>
A lot	1	0	0	205	47	0	0	0	0	0	0	0	0	0	0	252
A moderate amount	2	0	0	495	90	0	0	0	0	0	0	0	0	0	0	585
A little	3	0	0	523	127	0	0	0	0	0	0	0	0	0	0	650
None at all	4	0	0	212	80	0	0	0	0	0	0	0	0	0	0	292
Don't know	8	0	0	25	8	0	0	0	0	0	0	0	0	0	0	33
No answer	9	0	0	6	1	0	0	0	0	0	0	0	0	0	0	7
Not applicable	IAP	13626	354	6076	0	5907	10334	2817	2765	2812	4510	2023	2044	1974	2538	57780

337. Have you ever worked with others in this community to try to solve some community problems?

[VAR: LOCPROB]

RESPONSE	PUNCH	YEAR														
		<u>1972-82</u>	<u>1982B</u>	<u>1983-87</u>	<u>1987B</u>	<u>1988-91</u>	<u>1993-98</u>	<u>2000</u>	<u>2002</u>	<u>2004</u>	<u>2006</u>	<u>2008</u>	<u>2010</u>	<u>2012</u>	<u>2014</u>	<u>ALL</u>
Yes	1	0	0	496	108	0	0	0	0	0	0	0	0	0	0	604
No	2	0	0	963	243	0	0	0	0	0	0	0	0	0	0	1206
Don't know	8	0	0	0	0	0	0	0	0	0	0	0	0	0	0	0
No answer	9	0	0	7	2	0	0	0	0	0	0	0	0	0	0	9
Not applicable	IAP	13626	354	6076	0	5907	10334	2817	2765	2812	4510	2023	2044	1974	2538	57780

338. Have you ever taken part in forming a new group or a new organization to try to solve some community problems?

[VAR: LOCGRP]

RESPONSE	PUNCH	YEAR														
		1972-82	1982B	1983-87	1987B	1988-91	1993-98	2000	2002	2004	2006	2008	2010	2012	2014	ALL
Yes	1	0	0	251	58	0	0	0	0	0	0	0	0	0	0	309
No	2	0	0	1207	291	0	0	0	0	0	0	0	0	0	0	1498
Don't know	8	0	0	0	0	0	0	0	0	0	0	0	0	0	0	0
No answer	9	0	0	8	4	0	0	0	0	0	0	0	0	0	0	12
Not applicable	IAP	13626	354	6076	0	5907	10334	2817	2765	2812	4510	2023	2044	1974	2538	57780

339. If you had some complaint about a local government activity and took that complaint to a member of the local government council, would you expect him or her to pay a lot of attention to what you say, some attention, very little attention, or none at all?

[VAR: LOCCARE]

RESPONSE	PUNCH	YEAR														
		1972-82	1982B	1983-87	1987B	1988-91	1993-98	2000	2002	2004	2006	2008	2010	2012	2014	ALL
A lot of attention	1	0	0	395	92	0	0	0	0	0	0	0	0	0	0	487
Some	2	0	0	724	135	0	0	0	0	0	0	0	0	0	0	859
Very little	3	0	0	221	86	0	0	0	0	0	0	0	0	0	0	307
None at all	4	0	0	91	30	0	0	0	0	0	0	0	0	0	0	121
Don't know	8	0	0	27	8	0	0	0	0	0	0	0	0	0	0	35
No answer	9	0	0	8	2	0	0	0	0	0	0	0	0	0	0	10
Not applicable	IAP	13626	354	6076	0	5907	10334	2817	2765	2812	4510	2023	2044	1974	2538	57780

340. How interested are you in politics and national affairs? Are you very interested, somewhat interested, only slightly interested, or not at all interested?

[VAR: INTPOL]

RESPONSE	PUNCH	YEAR														
		1972-82	1982B	1983-87	1987B	1988-91	1993-98	2000	2002	2004	2006	2008	2010	2012	2014	ALL
Very interested	1	0	0	336	66	0	0	0	0	0	0	0	0	0	0	402
Somewhat interested	2	0	0	622	120	0	0	0	0	0	0	0	0	0	0	742
Only slightly interested	3	0	0	376	105	0	0	0	0	0	0	0	0	0	0	481
Not interested	4	0	0	123	57	0	0	0	0	0	0	0	0	0	0	180
Don't know	8	0	0	2	3	0	0	0	0	0	0	0	0	0	0	5
No answer	9	0	0	7	2	0	0	0	0	0	0	0	0	0	0	9
Not applicable	IAP	13626	354	6076	0	5907	10334	2817	2765	2812	4510	2023	2044	1974	2538	57780

341. During elections, do you ever try to show people why they should vote for one of the parties or candidates? Do you do that often, sometimes, rarely or never?

[VAR: SWAYVOTE]

<u>RESPONSE</u>	<u>PUNCH</u>	<u>YEAR</u>														
		<u>1972-82</u>	<u>1982B</u>	<u>1983-87</u>	<u>1987B</u>	<u>1988-91</u>	<u>1993-98</u>	<u>2000</u>	<u>2002</u>	<u>2004</u>	<u>2006</u>	<u>2008</u>	<u>2010</u>	<u>2012</u>	<u>2014</u>	<u>ALL</u>
Often	1	0	0	139	36	0	0	0	0	0	0	0	0	0	0	175
Sometimes	2	0	0	326	72	0	0	0	0	0	0	0	0	0	0	398
Rarely	3	0	0	206	41	0	0	0	0	0	0	0	0	0	0	247
Never	4	0	0	785	201	0	0	0	0	0	0	0	0	0	0	986
Don't know	8	0	0	2	2	0	0	0	0	0	0	0	0	0	0	4
No answer	9	0	0	8	1	0	0	0	0	0	0	0	0	0	0	9
Not applicable	IAP	13626	354	6076	0	5907	10334	2817	2765	2812	4510	2023	2044	1974	2538	57780

342. Have you done (other) work for one of the parties or candidates in most elections, some elections, only a few, or have you never done such work?

[VAR: WORKPOL]

<u>RESPONSE</u>	<u>PUNCH</u>	<u>YEAR</u>														
		<u>1972-82</u>	<u>1982B</u>	<u>1983-87</u>	<u>1987B</u>	<u>1988-91</u>	<u>1993-98</u>	<u>2000</u>	<u>2002</u>	<u>2004</u>	<u>2006</u>	<u>2008</u>	<u>2010</u>	<u>2012</u>	<u>2014</u>	<u>ALL</u>
Most elections	1	0	0	38	10	0	0	0	0	0	0	0	0	0	0	48
Some elections	2	0	0	141	25	0	0	0	0	0	0	0	0	0	0	166
Only a few	3	0	0	217	34	0	0	0	0	0	0	0	0	0	0	251
Never	4	0	0	1061	283	0	0	0	0	0	0	0	0	0	0	1344
No answer	9	0	0	9	1	0	0	0	0	0	0	0	0	0	0	10
Not applicable	IAP	13626	354	6076	0	5907	10334	2817	2765	2812	4510	2023	2044	1974	2538	57780

343. In the past three or four years, have you attended any political meetings or rallies?

[VAR: POLRALLY]

<u>RESPONSE</u>	<u>PUNCH</u>	<u>YEAR</u>														
		<u>1972-82</u>	<u>1982B</u>	<u>1983-87</u>	<u>1987B</u>	<u>1988-91</u>	<u>1993-98</u>	<u>2000</u>	<u>2002</u>	<u>2004</u>	<u>2006</u>	<u>2008</u>	<u>2010</u>	<u>2012</u>	<u>2014</u>	<u>ALL</u>
Yes	1	0	0	278	76	0	0	0	0	0	0	0	0	0	0	354
No	2	0	0	1178	275	0	0	0	0	0	0	0	0	0	0	1453
Don't know	8	0	0	0	0	0	0	0	0	0	0	0	0	0	0	0
No answer	9	0	0	10	2	0	0	0	0	0	0	0	0	0	0	12
Not applicable	IAP	13626	354	6076	0	5907	10334	2817	2765	2812	4510	2023	2044	1974	2538	57780

344. Have you ever personally gone to see, or spoken to, or written to -- some member of local government or some other person of influence in the community about some needs or problems?

[VAR: LOCLOBBY]

<u>RESPONSE</u>	<u>PUNCH</u>	<u>YEAR</u>														
		<u>1972-82</u>	<u>1982B</u>	<u>1983-87</u>	<u>1987B</u>	<u>1988-91</u>	<u>1993-98</u>	<u>2000</u>	<u>2002</u>	<u>2004</u>	<u>2006</u>	<u>2008</u>	<u>2010</u>	<u>2012</u>	<u>2014</u>	<u>ALL</u>
Yes (ASK A)	1	0	0	508	86	0	0	0	0	0	0	0	0	0	0	594
No (GO TO OTHLOBBY)	2	0	0	950	266	0	0	0	0	0	0	0	0	0	0	1216
Don't know	8	0	0	0	0	0	0	0	0	0	0	0	0	0	0	0
No answer	9	0	0	8	1	0	0	0	0	0	0	0	0	0	0	9
Not applicable	IAP	13626	354	6076	0	5907	10334	2817	2765	2812	4510	2023	2044	1974	2538	57780

IF YES:

A. Was this need or problem primarily of concern to you, your friends and family, or was it an issue of wider concern?

[VAR: LOCSELF]

<u>RESPONSE</u>	<u>PUNCH</u>	<u>YEAR</u>														
		<u>1972-82</u>	<u>1982B</u>	<u>1983-87</u>	<u>1987B</u>	<u>1988-91</u>	<u>1993-98</u>	<u>2000</u>	<u>2002</u>	<u>2004</u>	<u>2006</u>	<u>2008</u>	<u>2010</u>	<u>2012</u>	<u>2014</u>	<u>ALL</u>
Self, friend, or family	1	0	0	148	27	0	0	0	0	0	0	0	0	0	0	175
Both	2	0	0	72	10	0	0	0	0	0	0	0	0	0	0	82
Wider concern	3	0	0	286	47	0	0	0	0	0	0	0	0	0	0	333
Don't know	8	0	0	0	0	0	0	0	0	0	0	0	0	0	0	0
No answer	9	0	0	10	3	0	0	0	0	0	0	0	0	0	0	13
Not applicable (Punches IAP, 2-8 in LOCLOBBY)	IAP	13626	354	7026	266	5907	10334	2817	2765	2812	4510	2023	2044	1974	2538	58996

345. What about some representatives or governmental officials outside of the local community -- on the (county, IF LOCAL UNIT BELOW COUNTY LEVEL), state, or national level? Have you ever contacted or written to such a person on some need or problem?

[VAR: OTHLOBBY]

<u>RESPONSE</u>	<u>PUNCH</u>	<u>YEAR</u>														
		<u>1972-82</u>	<u>1982B</u>	<u>1983-87</u>	<u>1987B</u>	<u>1988-91</u>	<u>1993-98</u>	<u>2000</u>	<u>2002</u>	<u>2004</u>	<u>2006</u>	<u>2008</u>	<u>2010</u>	<u>2012</u>	<u>2014</u>	<u>ALL</u>
Yes (ASK A)	1	0	0	434	56	0	0	0	0	0	0	0	0	0	0	490
No	2	0	0	1023	295	0	0	0	0	0	0	0	0	0	0	1318
Don't know	8	0	0	0	0	0	0	0	0	0	0	0	0	0	0	0
No answer	9	0	0	9	2	0	0	0	0	0	0	0	0	0	0	11
Not applicable	IAP	13626	354	6076	0	5907	10334	2817	2765	2812	4510	2023	2044	1974	2538	57780

IF YES TO OTHLOBBY:

A. Was this need or problem primarily of concern to you, your friends, and family or was it an issue of wider concern?

[VAR: OTHSELF]

<u>RESPONSE</u>	<u>PUNCH</u>	<u>YEAR</u>														
		<u>1972-82</u>	<u>1982B</u>	<u>1983-87</u>	<u>1987B</u>	<u>1988-91</u>	<u>1993-98</u>	<u>2000</u>	<u>2002</u>	<u>2004</u>	<u>2006</u>	<u>2008</u>	<u>2010</u>	<u>2012</u>	<u>2014</u>	<u>ALL</u>
Self, friend, or family	1	0	0	107	22	0	0	0	0	0	0	0	0	0	0	129
Both	2	0	0	42	6	0	0	0	0	0	0	0	0	0	0	48
Wider concern	3	0	0	284	28	0	0	0	0	0	0	0	0	0	0	312
Don't know	8	0	0	0	0	0	0	0	0	0	0	0	0	0	0	0
No answer	9	0	0	10	2	0	0	0	0	0	0	0	0	0	0	12
Not applicable (Punches IAP, 2-8 in OTHLOBBY)	IAP	13626	354	7099	295	5907	10334	2817	2765	2812	4510	2023	2044	1974	2538	59098

346. We would want to know how well known the different governmental leaders are around here? Could you tell me the name of the governor of this state?

[VAR: GOVERNOR]

<u>RESPONSE</u>	<u>PUNCH</u>	<u>YEAR</u>														
		<u>1972-82</u>	<u>1982B</u>	<u>1983-87</u>	<u>1987B</u>	<u>1988-91</u>	<u>1993-98</u>	<u>2000</u>	<u>2002</u>	<u>2004</u>	<u>2006</u>	<u>2008</u>	<u>2010</u>	<u>2012</u>	<u>2014</u>	<u>ALL</u>
Correct answer	1	0	0	1151	221	0	0	0	0	0	0	0	0	0	0	1372
Incorrect answer	2	0	0	59	23	0	0	0	0	0	0	0	0	0	0	82
R doesn't know answer	8	0	0	245	105	0	0	0	0	0	0	0	0	0	0	350
No answer	9	0	0	11	4	0	0	0	0	0	0	0	0	0	0	15
Not applicable	IAP	13626	354	6076	0	5907	10334	2817	2765	2812	4510	2023	2044	1974	2538	57780

347. What about the Congressman from this district? Do you happen to know (his/her) name?

[VAR: USREP]

<u>RESPONSE</u>	<u>PUNCH</u>	<u>YEAR</u>														
		<u>1972-82</u>	<u>1982B</u>	<u>1983-87</u>	<u>1987B</u>	<u>1988-91</u>	<u>1993-98</u>	<u>2000</u>	<u>2002</u>	<u>2004</u>	<u>2006</u>	<u>2008</u>	<u>2010</u>	<u>2012</u>	<u>2014</u>	<u>ALL</u>
Correct answer	1	0	0	539	82	0	0	0	0	0	0	0	0	0	0	621
Incorrect answer	2	0	0	124	34	0	0	0	0	0	0	0	0	0	0	158
R doesn't know answer	8	0	0	770	232	0	0	0	0	0	0	0	0	0	0	1002
No answer	9	0	0	33	5	0	0	0	0	0	0	0	0	0	0	38
Not applicable	IAP	13626	354	6076	0	5907	10334	2817	2765	2812	4510	2023	2044	1974	2538	57780

348. What is the name of the head of the local school system? (CORRECT ANSWERS INCLUDE THE NAME OF THE HEAD OF THE LOCAL SCHOOL BOARD OR THE NAME OF THE SUPERINTENDENT OF SCHOOLS).

[VAR: SCHLHEAD]

<u>RESPONSE</u>	<u>PUNCH</u>	<u>YEAR</u>														
		<u>1972-82</u>	<u>1982B</u>	<u>1983-87</u>	<u>1987B</u>	<u>1988-91</u>	<u>1993-98</u>	<u>2000</u>	<u>2002</u>	<u>2004</u>	<u>2006</u>	<u>2008</u>	<u>2010</u>	<u>2012</u>	<u>2014</u>	<u>ALL</u>
Correct answer	1	0	0	458	99	0	0	0	0	0	0	0	0	0	0	557
Incorrect answer	2	0	0	54	12	0	0	0	0	0	0	0	0	0	0	66
R doesn't know answer	8	0	0	928	234	0	0	0	0	0	0	0	0	0	0	1162
No answer	9	0	0	26	8	0	0	0	0	0	0	0	0	0	0	34
Not applicable	IAP	13626	354	6076	0	5907	10334	2817	2765	2812	4510	2023	2044	1974	2538	57780

349. How much of the time do you think you can trust the government in Washington to do what is right -- just about always, most of the time only some of the time, or almost never?

[VAR: FEDTRUST]

<u>RESPONSE</u>	<u>PUNCH</u>	<u>YEAR</u>														
		<u>1972-82</u>	<u>1982B</u>	<u>1983-87</u>	<u>1987B</u>	<u>1988-91</u>	<u>1993-98</u>	<u>2000</u>	<u>2002</u>	<u>2004</u>	<u>2006</u>	<u>2008</u>	<u>2010</u>	<u>2012</u>	<u>2014</u>	<u>ALL</u>
Just about always	1	0	0	56	12	0	0	0	0	0	0	0	0	0	0	68
Most of the time	2	0	0	479	67	0	0	0	0	0	0	0	0	0	0	546
Only some of the time	3	0	0	791	199	0	0	0	0	0	0	0	0	0	0	990
Almost never	4	0	0	112	65	0	0	0	0	0	0	0	0	0	0	177
Don't know	8	0	0	17	8	0	0	0	0	0	0	0	0	0	0	25
No answer	9	0	0	11	2	0	0	0	0	0	0	0	0	0	0	13
Not applicable	IAP	13626	354	6076	0	5907	10334	2817	2765	2812	4510	2023	2044	1974	2538	57780

350. What about local elections -- do you always vote in those, do you sometimes miss one, or do you rarely vote, or do you never vote?

[VAR: LOCVOTE]

<u>RESPONSE</u>	<u>PUNCH</u>	<u>YEAR</u>														
		<u>1972-82</u>	<u>1982B</u>	<u>1983-87</u>	<u>1987B</u>	<u>1988-91</u>	<u>1993-98</u>	<u>2000</u>	<u>2002</u>	<u>2004</u>	<u>2006</u>	<u>2008</u>	<u>2010</u>	<u>2012</u>	<u>2014</u>	<u>ALL</u>
Vote at all	1	0	0	511	100	0	0	0	0	0	0	0	0	0	0	611
Sometimes miss	2	0	0	481	117	0	0	0	0	0	0	0	0	0	0	598
Rarely vote	3	0	0	177	46	0	0	0	0	0	0	0	0	0	0	223
Never vote	4	0	0	278	85	0	0	0	0	0	0	0	0	0	0	363
Don't know	8	0	0	5	2	0	0	0	0	0	0	0	0	0	0	7
No answer	9	0	0	14	3	0	0	0	0	0	0	0	0	0	0	17
Not applicable	IAP	13626	354	6076	0	5907	10334	2817	2765	2812	4510	2023	2044	1974	2538	57780

351. In the past three or four years, have you contributed money to a political party or candidate or to any other political cause?

[VAR: GAVEPOL]

<u>RESPONSE</u>	<u>PUNCH</u>	<u>YEAR</u>														
		<u>1972-82</u>	<u>1982B</u>	<u>1983-87</u>	<u>1987B</u>	<u>1988-91</u>	<u>1993-98</u>	<u>2000</u>	<u>2002</u>	<u>2004</u>	<u>2006</u>	<u>2008</u>	<u>2010</u>	<u>2012</u>	<u>2014</u>	<u>ALL</u>
Yes	1	0	0	333	57	0	0	0	0	0	0	0	0	0	0	390
No	2	0	0	1124	293	0	0	0	0	0	0	0	0	0	0	1417
Don't know	8	0	0	0	0	0	0	0	0	0	0	0	0	0	0	0
No answer	9	0	0	9	3	0	0	0	0	0	0	0	0	0	0	12
Not applicable	IAP	13626	354	6076	0	5907	10334	2817	2765	2812	4510	2023	2044	1974	2538	57780

ASK ONLY IF R IS BLACK:

352. People have different opinions about the amount of influence that various groups have in American life and politics. Do you think that blacks have far too much influence, too much influence, about the right amount of influence, too little influence, or do they far too little influence?

HAND
CARD BK

[VAR: BLKINFLU]

<u>RESPONSE</u>	<u>PUNCH</u>	<u>YEAR</u>														
		<u>1972-82</u>	<u>1982B</u>	<u>1983-87</u>	<u>1987B</u>	<u>1988-91</u>	<u>1993-98</u>	<u>2000</u>	<u>2002</u>	<u>2004</u>	<u>2006</u>	<u>2008</u>	<u>2010</u>	<u>2012</u>	<u>2014</u>	<u>ALL</u>
Far too much influence	1	0	0	0	0	0	0	0	0	0	0	0	0	0	0	0
Too much influence	2	0	0	3	4	0	0	0	0	0	0	0	0	0	0	7
About the right amount	3	0	0	22	38	0	0	0	0	0	0	0	0	0	0	60
Too little influence	4	0	0	96	172	0	0	0	0	0	0	0	0	0	0	268
Far too little influence	5	0	0	60	128	0	0	0	0	0	0	0	0	0	0	188
Don't know	8	0	0	8	8	0	0	0	0	0	0	0	0	0	0	16
No answer	9	0	0	2	3	0	0	0	0	0	0	0	0	0	0	5
Not applicable (not black)	IAP	13626	354	7351	0	5907	10334	2817	2765	2812	4510	2023	2044	1974	2538	59055

REMARKS: Card BK contained responses 1-5.

ASK ONLY IF BLACK:

353. People have different ideas about the best way for blacks to improve their position in American life and politics.

Some people think that the best way for blacks to improve their position is through civil rights groups, they would be at point 1 on this card. Other people think that the best way for blacks to improve their position is for each individual black to become better trained and more qualified. They would be located at point 7. And other people have opinions somewhere in between. Where would you place yourself on this scale?

HAND
CARD BL

[VAR: BLKGAINS]

<u>RESPONSE</u>	<u>PUNCH</u>	<u>YEAR</u>														
		<u>1972-82</u>	<u>1982B</u>	<u>1983-87</u>	<u>1987B</u>	<u>1988-91</u>	<u>1993-98</u>	<u>2000</u>	<u>2002</u>	<u>2004</u>	<u>2006</u>	<u>2008</u>	<u>2010</u>	<u>2012</u>	<u>2014</u>	<u>ALL</u>
1-Civil Rights Groups	1	0	0	15	22	0	0	0	0	0	0	0	0	0	0	37
2	2	0	0	8	11	0	0	0	0	0	0	0	0	0	0	19
3	3	0	0	7	10	0	0	0	0	0	0	0	0	0	0	17
4	4	0	0	54	86	0	0	0	0	0	0	0	0	0	0	140
5	5	0	0	28	44	0	0	0	0	0	0	0	0	0	0	72
6	6	0	0	20	21	0	0	0	0	0	0	0	0	0	0	41
7-Better Trained	7	0	0	56	153	0	0	0	0	0	0	0	0	0	0	209
Don't know	8	0	0	0	0	0	0	0	0	0	0	0	0	0	0	0
No answer	9	0	0	3	6	0	0	0	0	0	0	0	0	0	0	9
Not applicable (not black)	IAP	13626	354	7351	0	5907	10334	2817	2765	2812	4510	2023	2044	1974	2538	59055

REMARKS: Card BL contained responses 1 through 7.

ASK ONLY IF R IS FEMALE:

354. People have different opinions about the amount of influence that various groups have in American life and politics. Do you think that women have far too much influence, too much influence, about the right amount of influence, too little influence, or do they have far too little influence?

HAND CARD BM

[VAR: FEINFLU]

<u>RESPONSE</u>	<u>PUNCH</u>	<u>YEAR</u>														
		<u>1972-82</u>	<u>1982B</u>	<u>1983-87</u>	<u>1987B</u>	<u>1988-91</u>	<u>1993-98</u>	<u>2000</u>	<u>2002</u>	<u>2004</u>	<u>2006</u>	<u>2008</u>	<u>2010</u>	<u>2012</u>	<u>2014</u>	<u>ALL</u>
Far too much influence	1	0	0	5	3	0	0	0	0	0	0	0	0	0	0	8
Too much influence	2	0	0	36	7	0	0	0	0	0	0	0	0	0	0	43
About the right amount	3	0	0	318	57	0	0	0	0	0	0	0	0	0	0	375
Too little influence	4	0	0	359	102	0	0	0	0	0	0	0	0	0	0	461
Far too little influence	5	0	0	82	36	0	0	0	0	0	0	0	0	0	0	118
Don't know	8	0	0	17	8	0	0	0	0	0	0	0	0	0	0	25
No answer	9	0	0	8	3	0	0	0	0	0	0	0	0	0	0	11
Not applicable (not female)	IAP	13626	354	6717	137	5907	10334	2817	2765	2812	4510	2023	2044	1974	2538	58558

REMARKS: Card BM contained responses 1-5.

ASK ONLY IF FEMALE:

355. People have different ideas about the best way for women to improve their position in American life and politics.

Some people think that the best way for women to improve their position is through women's rights groups, they would be at point 1 on this card. Other people think that the best way for women to improve their position is for each individual women to become better trained and more qualified. They would be located at point 7. And other people have opinions somewhere in between. Where would you place yourself on this scale?

HAND CARD BN

[VAR: FEGAINS]

<u>RESPONSE</u>	<u>PUNCH</u>	<u>YEAR</u>														
		<u>1972-82</u>	<u>1982B</u>	<u>1983-87</u>	<u>1987B</u>	<u>1988-91</u>	<u>1993-98</u>	<u>2000</u>	<u>2002</u>	<u>2004</u>	<u>2006</u>	<u>2008</u>	<u>2010</u>	<u>2012</u>	<u>2014</u>	<u>ALL</u>
1-Women's Rights Groups.	1	0	0	39	20	0	0	0	0	0	0	0	0	0	0	59
2	2	0	0	21	6	0	0	0	0	0	0	0	0	0	0	27
3	3	0	0	30	8	0	0	0	0	0	0	0	0	0	0	38
4	4	0	0	136	52	0	0	0	0	0	0	0	0	0	0	188
5	5	0	0	113	23	0	0	0	0	0	0	0	0	0	0	136
6	6	0	0	116	14	0	0	0	0	0	0	0	0	0	0	130
7-Better Trained	7	0	0	357	85	0	0	0	0	0	0	0	0	0	0	442
Don't know	8	0	0	0	0	0	0	0	0	0	0	0	0	0	0	0
No answer	9	0	0	13	8	0	0	0	0	0	0	0	0	0	0	21
Not applicable (not female)	IAP	13626	354	6717	137	5907	10334	2817	2765	2812	4510	2023	2044	1974	2538	58558

REMARKS: Card BN contained responses 1 through 7.

**The 1988 Topical Module: Religion
(SCISOLVE-FRND5)**

**The 2000 Topical Module: Religion
(GOD, NUMCONG-OTHSCH, OTHCHRCH-WORSHIP)**

356. Here are some things that have been said about science. Would you tell me if you tend to agree or disagree with them?

A. Science will solve our social problems like crime and mental illness.

[VAR: SCISOLVE]

<u>RESPONSE</u>	<u>PUNCH</u>	<u>YEAR</u>														
		<u>1972-82</u>	<u>1982B</u>	<u>1983-87</u>	<u>1987B</u>	<u>1988-91</u>	<u>1993-98</u>	<u>2000</u>	<u>2002</u>	<u>2004</u>	<u>2006</u>	<u>2008</u>	<u>2010</u>	<u>2012</u>	<u>2014</u>	<u>ALL</u>
Agree	1	0	0	0	0	334	0	0	0	0	0	0	0	0	0	334
Disagree	2	0	0	0	0	1111	0	0	0	0	0	0	0	0	0	1111
Don't know	8	0	0	0	0	21	0	0	0	0	0	0	0	0	0	21
No answer	9	0	0	0	0	15	0	0	0	0	0	0	0	0	0	15
Not applicable	IAP	13626	354	7542	353	4426	10334	2817	2765	2812	4510	2023	2044	1974	2538	58118

B. One trouble with science is that it makes our way of life change too fast.

[VAR: SCICHNG]

<u>RESPONSE</u>	<u>PUNCH</u>	<u>YEAR</u>														
		<u>1972-82</u>	<u>1982B</u>	<u>1983-87</u>	<u>1987B</u>	<u>1988-91</u>	<u>1993-98</u>	<u>2000</u>	<u>2002</u>	<u>2004</u>	<u>2006</u>	<u>2008</u>	<u>2010</u>	<u>2012</u>	<u>2014</u>	<u>ALL</u>
Agree	1	0	0	0	0	595	0	0	0	0	0	0	0	0	0	595
Disagree	2	0	0	0	0	854	0	0	0	0	0	0	0	0	0	854
Don't know	8	0	0	0	0	18	0	0	0	0	0	0	0	0	0	18
No answer	9	0	0	0	0	14	0	0	0	0	0	0	0	0	0	14
Not applicable	IAP	13626	354	7542	353	4426	10334	2817	2765	2812	4510	2023	2044	1974	2538	58118

C. Scientists always seem to be prying into things that they really ought to stay out of.

[VAR: SCIPRY]

<u>RESPONSE</u>	<u>PUNCH</u>	<u>YEAR</u>														
		<u>1972-82</u>	<u>1982B</u>	<u>1983-87</u>	<u>1987B</u>	<u>1988-91</u>	<u>1993-98</u>	<u>2000</u>	<u>2002</u>	<u>2004</u>	<u>2006</u>	<u>2008</u>	<u>2010</u>	<u>2012</u>	<u>2014</u>	<u>ALL</u>
Agree	1	0	0	0	0	504	0	0	0	0	0	0	0	0	0	504
Disagree	2	0	0	0	0	942	0	0	0	0	0	0	0	0	0	942
Don't know	8	0	0	0	0	19	0	0	0	0	0	0	0	0	0	19
No answer	9	0	0	0	0	16	0	0	0	0	0	0	0	0	0	16
Not applicable	IAP	13626	354	7542	353	4426	10334	2817	2765	2812	4510	2023	2044	1974	2538	58118

D. One of the bad effects of science is that it breaks down people's ideas of right and wrong.

[VAR: SCIMORAL]

<u>RESPONSE</u>	<u>PUNCH</u>	<u>YEAR</u>														
		<u>1972-82</u>	<u>1982B</u>	<u>1983-87</u>	<u>1987B</u>	<u>1988-91</u>	<u>1993-98</u>	<u>2000</u>	<u>2002</u>	<u>2004</u>	<u>2006</u>	<u>2080</u>	<u>2010</u>	<u>2012</u>	<u>2014</u>	<u>ALL</u>
Agree	1	0	0	0	0	474	0	0	0	0	0	0	0	0	0	474
Disagree	2	0	0	0	0	961	0	0	0	0	0	0	0	0	0	961
Don't know	8	0	0	0	0	29	0	0	0	0	0	0	0	0	0	29
No answer	9	0	0	0	0	17	0	0	0	0	0	0	0	0	0	17
Not applicable	IAP	13626	354	7542	353	4426	10334	2817	2765	2812	4510	2023	2044	1974	2538	58118

INTERVIEWER: IF ANSWER TO RELIG/DENOM JEW DOES NOT MATCH ANSWER TO RELIG16/ DENOM16 JEW16, THEN ANSWER TO SWITCHED MUST BE "YES". RECONCILE IF THEY DO NOT MATCH AND RESPONDENT SAID "NO" TO SWITCHED.

357. I'd like to go over your religious preferences since you were raised as a (RELIGION AND/OR DENOMINATION MENTIONED IN RELIG16/ DENOM16).

Have you ever had another religious preference besides being (RELIGION AND/OR CHURCH DENOMINATION MENTIONED IN RELIG16/ DENOM16).

Yes.....(ASK A) 1
 No.....(GO TO MARELIG) 2

[VAR: SWITCHED]

<u>RESPONSE</u>	<u>PUNCH</u>	<u>YEAR</u>														
		<u>1972-82</u>	<u>1982B</u>	<u>1983-87</u>	<u>1987B</u>	<u>1988-91</u>	<u>1993-98</u>	<u>2000</u>	<u>2002</u>	<u>2004</u>	<u>2006</u>	<u>2008</u>	<u>2010</u>	<u>2012</u>	<u>2014</u>	<u>ALL</u>
Yes	1	0	0	0	0	525	0	0	0	0	0	0	0	0	0	525
No	2	0	0	0	0	945	0	0	0	0	0	0	0	0	0	945
No answer	9	0	0	0	0	11	0	0	0	0	0	0	0	0	0	11
Not applicable	IAP	13626	354	7542	353	4426	10334	2817	2765	2812	4510	2023	2044	1974	2538	58118

IF YES:

A. Starting when you were 16 years old, what other religious preferences have you had? Please mention your earliest preference first. Any others?

1. First Mention

[VAR: SWITCH1]

<u>RESPONSE</u>	<u>PUNCH</u>	<u>YEAR</u>														
		<u>1972-82</u>	<u>1982B</u>	<u>1983-87</u>	<u>1987B</u>	<u>1988-91</u>	<u>1993-98</u>	<u>2000</u>	<u>2002</u>	<u>2004</u>	<u>2006</u>	<u>2008</u>	<u>2010</u>	<u>2012</u>	<u>2014</u>	<u>ALL</u>
	100000-															
Protestant	170000	0	0	0	0	297	0	0	0	0	0	0	0	0	0	297
Catholic	200000	0	0	0	0	53	0	0	0	0	0	0	0	0	0	53
Jewish	300000	0	0	0	0	14	0	0	0	0	0	0	0	0	0	14
None	400000	0	0	0	0	11	0	0	0	0	0	0	0	0	0	11
Other	500000	0	0	0	0	14	0	0	0	0	0	0	0	0	0	14
No answer	999999	0	0	0	0	147	0	0	0	0	0	0	0	0	0	147
Not applicable (No to SWITCHED)	IAP	13626	354	7542	353	5518	10334	2817	2765	2812	4510	2023	2044	1974	2538	59210

2. Second Mention

[VAR: SWITCH2]

<u>RESPONSE</u>	<u>PUNCH</u>	<u>YEAR</u>														
		<u>1972-82</u>	<u>1982B</u>	<u>1983-87</u>	<u>1987B</u>	<u>1988-91</u>	<u>1993-98</u>	<u>2000</u>	<u>2002</u>	<u>2004</u>	<u>2006</u>	<u>2008</u>	<u>2010</u>	<u>2012</u>	<u>2014</u>	<u>ALL</u>
	100000-															
Protestant	170000	0	0	0	0	97	0	0	0	0	0	0	0	0	0	97
Catholic	200000	0	0	0	0	18	0	0	0	0	0	0	0	0	0	18
Jewish	300000	0	0	0	0	0	0	0	0	0	0	0	0	0	0	0
None	400000	0	0	0	0	3	0	0	0	0	0	0	0	0	0	3
Other	500000	0	0	0	0	8	0	0	0	0	0	0	0	0	0	8
No answer	999999	0	0	0	0	155	0	0	0	0	0	0	0	0	0	155
Not applicable (No to SWITCHED)	IAP	13626	354	7542	353	5781	10334	2817	2765	2812	4510	2023	2044	1974	2538	59473

3. Third Mention

[VAR: SWITCH3]

<u>RESPONSE</u>	<u>PUNCH</u>	<u>YEAR</u>														
		<u>1972-82</u>	<u>1982B</u>	<u>1983-87</u>	<u>1987B</u>	<u>1988-91</u>	<u>1993-98</u>	<u>2000</u>	<u>2002</u>	<u>2004</u>	<u>2006</u>	<u>2008</u>	<u>2010</u>	<u>2012</u>	<u>2014</u>	<u>ALL</u>
	100000-															
Protestant	170000	0	0	0	0	24	0	0	0	0	0	0	0	0	0	24
Catholic	200000	0	0	0	0	3	0	0	0	0	0	0	0	0	0	3
Jewish	300000	0	0	0	0	1	0	0	0	0	0	0	0	0	0	1
None	400000	0	0	0	0	0	0	0	0	0	0	0	0	0	0	0
Other	500000	0	0	0	0	2	0	0	0	0	0	0	0	0	0	2
No answer	999999	0	0	0	0	154	0	0	0	0	0	0	0	0	0	154
Not applicable (No to SWITCHED)	IAP	13626	354	7542	353	5877	10334	2817	2765	2812	4510	2023	2044	1974	2538	59569

REMARKS: The six number field for SWITCHED1-3 matches the six responses given in RELIG (1 digit), DENOM (2 digits) and OTHER (3 digits). For example, a Southern Baptist is 114000. Codes 100000 to 170000 are collapsed together here for presentational purposes only.

B. RECORD NUMBER OF RELIGIONS MENTIONED

[VAR: SWITNUM]

<u>RESPONSE</u>	<u>PUNCH</u>	<u>YEAR</u>														
		<u>1972-82</u>	<u>1982B</u>	<u>1983-87</u>	<u>1987B</u>	<u>1988-91</u>	<u>1993-98</u>	<u>2000</u>	<u>2002</u>	<u>2004</u>	<u>2006</u>	<u>2008</u>	<u>2010</u>	<u>2012</u>	<u>2014</u>	<u>ALL</u>
1	1	0	0	0	0	255	0	0	0	0	0	0	0	0	0	255
2	2	0	0	0	0	97	0	0	0	0	0	0	0	0	0	97
3	3	0	0	0	0	24	0	0	0	0	0	0	0	0	0	24
4 or more	4	0	0	0	0	6	0	0	0	0	0	0	0	0	0	6
Don't know	8	0	0	0	0	0	0	0	0	0	0	0	0	0	0	0
No answer	9	0	0	0	0	154	0	0	0	0	0	0	0	0	0	154
Not applicable (No to SWITCHED)	IAP	13626	354	7542	353	5371	10334	2817	2765	2812	4510	2023	2044	1974	2538	59063

C1. How old were you when you switched to (FIRST/SECOND MENTION)?

[1] Age at First Switch

[VAR: SWITAGE1]

<u>RESPONSE</u>	<u>PUNCH</u>	<u>YEAR</u>														
		<u>1972-82</u>	<u>1982B</u>	<u>1983-87</u>	<u>1987B</u>	<u>1988-91</u>	<u>1993-98</u>	<u>2000</u>	<u>2002</u>	<u>2004</u>	<u>2006</u>	<u>2008</u>	<u>2010</u>	<u>2012</u>	<u>2014</u>	<u>ALL</u>
0-19 years old	0-19	0	0	0	0	117	0	0	0	0	0	0	0	0	0	117
20-29	20-29	0	0	0	0	137	0	0	0	0	0	0	0	0	0	137
30-39	30-39	0	0	0	0	50	0	0	0	0	0	0	0	0	0	50
40-49	40-49	0	0	0	0	14	0	0	0	0	0	0	0	0	0	14
50-89	50-89	0	0	0	0	15	0	0	0	0	0	0	0	0	0	15
Don't know, no answer	98, 99	0	0	0	0	203	0	0	0	0	0	0	0	0	0	203
Not applicable (No to SWITCHED)	IAP	13626	354	7542	353	5371	10334	2817	2765	2812	4510	2023	2044	1974	2538	59063

[2] Age at Second Switch

[VAR: SWITAGE2]

<u>RESPONSE</u>	<u>PUNCH</u>	<u>YEAR</u>														
		<u>1972-82</u>	<u>1982B</u>	<u>1983-87</u>	<u>1987B</u>	<u>1988-91</u>	<u>1993-98</u>	<u>2000</u>	<u>2002</u>	<u>2004</u>	<u>2006</u>	<u>2008</u>	<u>2010</u>	<u>2012</u>	<u>2014</u>	<u>ALL</u>
0-19 years old	0-19	0	0	0	0	14	0	0	0	0	0	0	0	0	0	14
20-29	20-29	0	0	0	0	32	0	0	0	0	0	0	0	0	0	32
30-39	30-39	0	0	0	0	15	0	0	0	0	0	0	0	0	0	15
40-49	40-49	0	0	0	0	6	0	0	0	0	0	0	0	0	0	6
50-89	50-89	0	0	0	0	8	0	0	0	0	0	0	0	0	0	8
Don't know, no answer	98, 99	0	0	0	0	206	0	0	0	0	0	0	0	0	0	206
Not applicable (No to SWITCHED)	IAP	13626	354	7542	353	5626	10334	2817	2765	2812	4510	2023	2044	1974	2538	59318

REMARKS: SWITCHED C11, C12 code age to nearest year. Ages are collapsed here for presentational purposes only.

C2. Why did you become a (FIRST/SECOND MENTION)?

[1] Why first switch made

[VAR: SWITWHY1]

<u>RESPONSE</u>	<u>PUNCH</u>	<u>YEAR</u>														
		<u>1972-82</u>	<u>1982B</u>	<u>1983-87</u>	<u>1987B</u>	<u>1988-91</u>	<u>1993-98</u>	<u>2000</u>	<u>2002</u>	<u>2004</u>	<u>2006</u>	<u>2008</u>	<u>2010</u>	<u>2012</u>	<u>2014</u>	<u>ALL</u>
Marriage	10	0	0	0	0	71	0	0	0	0	0	0	0	0	0	71
Marr. & Location	14	0	0	0	0	1	0	0	0	0	0	0	0	0	0	1
Marr. & Theology	15	0	0	0	0	2	0	0	0	0	0	0	0	0	0	2
Marr. & Clergy	16	0	0	0	0	1	0	0	0	0	0	0	0	0	0	1
Marr. & Positive Beliefs	17	0	0	0	0	3	0	0	0	0	0	0	0	0	0	3
Friends	20	0	0	0	0	47	0	0	0	0	0	0	0	0	0	47
Frnds & Family	23	0	0	0	0	2	0	0	0	0	0	0	0	0	0	2
Frnds & Location	24	0	0	0	0	4	0	0	0	0	0	0	0	0	0	4
Frnds & Clergy	26	0	0	0	0	2	0	0	0	0	0	0	0	0	0	2
Frnds & Other Positives	28	0	0	0	0	1	0	0	0	0	0	0	0	0	0	1
Family	30	0	0	0	0	46	0	0	0	0	0	0	0	0	0	46
Fam. & Location	34	0	0	0	0	1	0	0	0	0	0	0	0	0	0	1
Fam. & Theo. Dissatisfied	35	0	0	0	0	2	0	0	0	0	0	0	0	0	0	2
Fam. & Positive Beliefs	37	0	0	0	0	1	0	0	0	0	0	0	0	0	0	1
Fam. & Misc	39	0	0	0	0	1	0	0	0	0	0	0	0	0	0	1
Location	40	0	0	0	0	30	0	0	0	0	0	0	0	0	0	30
Loc. & Theo. Dissatisfied	45	0	0	0	0	1	0	0	0	0	0	0	0	0	0	1
Loc. & Clergy	46	0	0	0	0	2	0	0	0	0	0	0	0	0	0	2
Loc. & Positive Beliefs	47	0	0	0	0	3	0	0	0	0	0	0	0	0	0	3
Theo. Dissatisfied	50	0	0	0	0	63	0	0	0	0	0	0	0	0	0	63
Theo. Dissat. & Clergy	56	0	0	0	0	1	0	0	0	0	0	0	0	0	0	1
Clergy	60	0	0	0	0	8	0	0	0	0	0	0	0	0	0	8
Clergy & Missing	69	0	0	0	0	1	0	0	0	0	0	0	0	0	0	1
Other, to Change	71	0	0	0	0	3	0	0	0	0	0	0	0	0	0	3
Other, Misc	76	0	0	0	0	31	0	0	0	0	0	0	0	0	0	31
Other, Positive Beliefs	77	0	0	0	0	14	0	0	0	0	0	0	0	0	0	14
Other, Positives	78	0	0	0	0	8	0	0	0	0	0	0	0	0	0	8
Other, Missing	79	0	0	0	0	1	0	0	0	0	0	0	0	0	0	1
No answer	99	0	0	0	0	185	0	0	0	0	0	0	0	0	0	185
Not applicable	IAP	13626	354	7542	353	5371	10334	2817	2765	2812	4510	2023	2044	1974	2538	59063

[2] Why second switch made

[VAR: SWITWHY2]

<u>RESPONSE</u>	<u>PUNCH</u>	<u>YEAR</u>														<u>ALL</u>
		<u>1972-82</u>	<u>1982B</u>	<u>1983-87</u>	<u>1987B</u>	<u>1988-91</u>	<u>1993-98</u>	<u>2000</u>	<u>2002</u>	<u>2004</u>	<u>2006</u>	<u>2008</u>	<u>2010</u>	<u>2012</u>	<u>2014</u>	
Marriage	10	0	0	0	0	17	0	0	0	0	0	0	0	0	0	17
Friends	20	0	0	0	0	9	0	0	0	0	0	0	0	0	0	9
Frnds. & Theo. Dissatisfied	25	0	0	0	0	1	0	0	0	0	0	0	0	0	0	1
Family	30	0	0	0	0	5	0	0	0	0	0	0	0	0	0	5
Location	40	0	0	0	0	8	0	0	0	0	0	0	0	0	0	8
Loc. & To Change	41	0	0	0	0	1	0	0	0	0	0	0	0	0	0	1
Theo. Dissatisfied	50	0	0	0	0	11	0	0	0	0	0	0	0	0	0	11
Clergy	60	0	0	0	0	3	0	0	0	0	0	0	0	0	0	3
Clergy & Other Positive	68	0	0	0	0	1	0	0	0	0	0	0	0	0	0	1
Other, To Change	71	0	0	0	0	2	0	0	0	0	0	0	0	0	0	2
Other, Misc	76	0	0	0	0	7	0	0	0	0	0	0	0	0	0	7
Other, Pos. Beliefs	77	0	0	0	0	8	0	0	0	0	0	0	0	0	0	8
Other, Other Positives	78	0	0	0	0	2	0	0	0	0	0	0	0	0	0	2
Frnds, Fam. Location	86	0	0	0	0	1	0	0	0	0	0	0	0	0	0	1
Marr. Loc. Theo. Dissatisfied.	87	0	0	0	0	1	0	0	0	0	0	0	0	0	0	1
No answer	99	0	0	0	0	204	0	0	0	0	0	0	0	0	0	204
Not applicable	IAP	13626	354	7542	353	5626	10334	2817	2765	2812	4510	2023	2044	1974	2538	59318

REMARKS: The following reasons were precoded: A. marriage, B. friends, C. family (excluding spouse), D. location, convenience, E. theological dissatisfaction, F. clergy, and G. other (specify). From the Other (Specify) the following reasons were coded: A. Positive Beliefs - favorable evaluations of the beliefs of the new religion, B. Other Positives - favorable comments on aspects of the new religion besides beliefs, C. To change - to try something else, not further specified, D. Miscellaneous.

Interviewers coded as many reasons as were mentioned. Those mentioning two or more reasons are coded above in codes signifying their multiple choices (e.g. marriage and location is code 14).

[VAR: MADEN] (CONTINUED)

RESPONSE	PUNCH	YEAR														
		<u>1972-82</u>	<u>1982B</u>	<u>1983-87</u>	<u>1987B</u>	<u>1988-91</u>	<u>1993-98</u>	<u>2000</u>	<u>2002</u>	<u>2004</u>	<u>2006</u>	<u>2008</u>	<u>2010</u>	<u>2012</u>	<u>2014</u>	<u>ALL</u>
No answer	99	0	0	0	0	8	0	0	0	0	0	0	0	0	0	8
Not applicable (punches 2-13 in MARELIG, often including 5 and sometimes 11)	IAP	13626	354	7542	353	4992	10334	2817	2765	2812	4510	2023	2044	1974	2538	58684

REMARKS: MARELIG punch 5 (Other, SPECIFY), is available from NORC. MADEN, punch 60 (N = 161), recoded into MAOTH] See Appendix K: Protestant denominations. See Appendix N for changes across surveys.

IF JEWISH:

B. Was she Orthodox, Conservative, Reform, or none of these?

[VAR: MAJEW]

RESPONSE	PUNCH	YEAR														
		<u>1972-82</u>	<u>1982B</u>	<u>1983-87</u>	<u>1987B</u>	<u>1988-91</u>	<u>1993-98</u>	<u>2000</u>	<u>2002</u>	<u>2004</u>	<u>2006</u>	<u>2008</u>	<u>2010</u>	<u>2012</u>	<u>2014</u>	<u>ALL</u>
Orthodox	1	0	0	0	0	8	0	0	0	0	0	7	0	5	0	20
Conservative	2	0	0	0	0	14	0	0	0	0	0	14	0	5	0	33
Reform	3	0	0	0	0	7	0	0	0	0	0	12	0	14	0	33
None of these	4	0	0	0	0	1	0	0	0	0	0	6	0	5	0	12
Don't know	8	0	0	0	0	1	0	0	0	0	0	1	0	0	0	2
No answer	9	0	0	0	0	6	0	0	0	0	0	0	0	0	0	6
Not applicable (Not Punch 3 to MARELIG)	IAP	13626	354	7542	353	5870	10334	2817	2765	2812	4510	1983	2044	1945	2538	59493

C. Fundamentalism/Liberalism of Mother's Religion

[VAR: MAFUND]

RESPONSE	PUNCH	YEAR														
		<u>1972-82</u>	<u>1982B</u>	<u>1983-87</u>	<u>1987B</u>	<u>1988-91</u>	<u>1993-98</u>	<u>2000</u>	<u>2002</u>	<u>2004</u>	<u>2006</u>	<u>2008</u>	<u>2010</u>	<u>2012</u>	<u>2014</u>	<u>ALL</u>
Fundamentalist	1	0	0	0	0	475	0	0	0	0	0	0	0	0	0	475
Moderate	2	0	0	0	0	566	0	0	0	0	0	0	0	0	0	566
Liberal	3	0	0	0	0	343	0	0	0	0	0	0	0	0	0	343
No answer, Excluded	9	0	0	0	0	49	0	0	0	0	0	0	0	0	0	49
Not applicable	IAP	13626	354	7542	353	4474	10334	2817	2765	2812	4510	2023	2044	1974	2538	58166

REMARKS: See Appendix T, GSS Methodological Report No. 47.

[VAR: PADEN] (CONTINUED)

RESPONSE	PUNCH	YEAR														
		1972-82	1982B	1983-87	1987B	1988-91	1993-98	2000	2002	2004	2006	2008	2010	2012	2014	ALL
No answer	99	0	0	0	0	9	0	0	0	0	0	0	0	0	0	9
Not applicable (punches 2-13, in PARELIG, often including 5 and sometimes 11)	IAP	13626	354	7542	353	5198	10334	2817	2765	2812	4510	2023	2044	1974	2538	58890

REMARKS: PARELIG, punch 5 (Other, SPECIFY), is available from NORC. PADEN punch 60 (N = 122), recoded into PAOTH See Appendix K: Protestant denominations. See Appendix N for changes across surveys.

IF JEWISH:

B. Was he Orthodox, Conservative, Reform, or none of these?

[VAR: PAJEW]

RESPONSE	PUNCH	YEAR														
		1972-82	1982B	1983-87	1987B	1988-91	1993-98	2000	2002	2004	2006	2008	2010	2012	2014	ALL
Orthodox	1	0	0	0	0	9	0	0	0	0	0	8	0	5	0	22
Conservative	2	0	0	0	0	7	0	0	0	0	0	16	0	5	0	28
Reform	3	0	0	0	0	8	0	0	0	0	0	11	0	13	0	32
None of these	4	0	0	0	0	2	0	0	0	0	0	6	0	4	0	12
Don't know	8	0	0	0	0	1	0	0	0	0	0	0	0	0	0	1
No answer	9	0	0	0	0	7	0	0	0	0	0	0	0	0	0	7
Not applicable (No Father/Father Substitute)	IAP	13626	354	7542	353	5873	10334	2817	2765	2812	4510	1982	2044	1947	2538	59497

C. Fundamentalism/Liberalism of Father's Religion

[VAR: PAFUND]

RESPONSE	PUNCH	YEAR														
		1972-82	1982B	1983-87	1987B	1988-91	1993-98	2000	2002	2004	2006	2008	2010	2012	2014	ALL
Fundamentalist	1	0	0	0	0	351	0	0	0	0	0	0	0	0	0	351
Moderate	2	0	0	0	0	504	0	0	0	0	0	0	0	0	0	504
Liberal	3	0	0	0	0	381	0	0	0	0	0	0	0	0	0	381
No answer, Excluded	9	0	0	0	0	43	0	0	0	0	0	0	0	0	0	43
Not applicable (No Father/Father Substitute)	IAP	13626	354	7542	353	4628	10334	2817	2765	2812	4510	2023	2044	1974	2538	58320

REMARKS: See Appendix T, GSS Methodological Report No. 43.

362. Did you get any of your grade or high school education in parochial schools or other schools run by religious groups?

Yes.....(ASK A) 1
 No.....(GO TO SUNSCH16) 2

A. How many years did you attend religious schools?

[VAR: CHURHSCH]

RESPONSE	PUNCH	YEAR														ALL	
		<u>1972-82</u>	<u>1982B</u>	<u>1983-87</u>	<u>1987B</u>	<u>1988-91</u>	<u>1993-98</u>	<u>2000</u>	<u>2002</u>	<u>2004</u>	<u>2006</u>	<u>2008</u>	<u>2010</u>	<u>2012</u>	<u>2014</u>		
0 year	0	0	0	0	0	3092	0	0	0	0	0	0	0	0	0	0	3092
1	1	0	0	0	0	55	0	0	0	0	0	0	0	0	0	0	55
2	2	0	0	0	0	67	0	0	0	0	0	0	0	0	0	0	67
3	3	0	0	0	0	54	0	0	0	0	0	0	0	0	0	0	54
4	4	0	0	0	0	54	0	0	0	0	0	0	0	0	0	0	54
5	5	0	0	0	0	34	0	0	0	0	0	0	0	0	0	0	34
6	6	0	0	0	0	63	0	0	0	0	0	0	0	0	0	0	63
7	7	0	0	0	0	26	0	0	0	0	0	0	0	0	0	0	26
8	8	0	0	0	0	141	0	0	0	0	0	0	0	0	0	0	141
9	9	0	0	0	0	30	0	0	0	0	0	0	0	0	0	0	30
10	10	0	0	0	0	20	0	0	0	0	0	0	0	0	0	0	20
11	11	0	0	0	0	11	0	0	0	0	0	0	0	0	0	0	11
12	12	0	0	0	0	119	0	0	0	0	0	0	0	0	0	0	119
13	13	0	0	0	0	10	0	0	0	0	0	0	0	0	0	0	10
14	14	0	0	0	0	11	0	0	0	0	0	0	0	0	0	0	11
15	15	0	0	0	0	2	0	0	0	0	0	0	0	0	0	0	2
16	16	0	0	0	0	12	0	0	0	0	0	0	0	0	0	0	12
17	17	0	0	0	0	1	0	0	0	0	0	0	0	0	0	0	1
Don't know	98	0	0	0	0	0	0	0	0	0	0	0	0	0	0	0	0
No answer	99	0	0	0	0	44	0	0	0	0	0	0	0	0	0	0	44
Not applicable	IAP	13626	354	7542	353	2061	10334	2817	2765	2812	4510	2023	2044	1974	2538	55753	

363. When you were growing up, did you attend Sunday school or religious instruction classes regularly, most of the time, some of the time, or never?

[VAR: SUNSCH16]

<u>RESPONSE</u>	<u>PUNCH</u>	<u>YEAR</u>														
		<u>1972-82</u>	<u>1982B</u>	<u>1983-87</u>	<u>1987B</u>	<u>1988-91</u>	<u>1993-98</u>	<u>2000</u>	<u>2002</u>	<u>2004</u>	<u>2006</u>	<u>2008</u>	<u>2010</u>	<u>2012</u>	<u>2014</u>	<u>ALL</u>
Regularly	1	0	0	0	0	763	0	0	0	0	0	0	0	0	0	763
Most of the time	2	0	0	0	0	247	0	0	0	0	0	0	0	0	0	247
Some of the time	3	0	0	0	0	305	0	0	0	0	0	0	0	0	0	305
Never	4	0	0	0	0	113	0	0	0	0	0	0	0	0	0	113
Attend parochial school	5	0	0	0	0	47	0	0	0	0	0	0	0	0	0	47
No answer	9	0	0	0	0	6	0	0	0	0	0	0	0	0	0	6
Not applicable	IAP	13626	354	7542	353	4426	10334	2817	2765	2812	4510	2023	2044	1974	2538	58118

364. When you were growing up, did anyone usually say grace or give thanks to God aloud before meals at home?

[VAR: GRACE16]

<u>RESPONSE</u>	<u>PUNCH</u>	<u>YEAR</u>														
		<u>1972-82</u>	<u>1982B</u>	<u>1983-87</u>	<u>1987B</u>	<u>1988-91</u>	<u>1993-98</u>	<u>2000</u>	<u>2002</u>	<u>2004</u>	<u>2006</u>	<u>2008</u>	<u>2010</u>	<u>2012</u>	<u>2014</u>	<u>ALL</u>
Yes	1	0	0	0	0	992	0	0	0	0	0	0	0	0	0	992
No	2	0	0	0	0	479	0	0	0	0	0	0	0	0	0	479
Don't know	8	0	0	0	0	3	0	0	0	0	0	0	0	0	0	3
No answer	9	0	0	0	0	7	0	0	0	0	0	0	0	0	0	7
Not applicable	IAP	13626	354	7542	353	4426	10334	2817	2765	2812	4510	2023	2044	1974	2538	58118

365. Did you ever join a church (synagogue) when you were growing up, that is, become a member by confirmation or such?

[VAR: JOIN16]

<u>RESPONSE</u>	<u>PUNCH</u>	<u>YEAR</u>														
		<u>1972-82</u>	<u>1982B</u>	<u>1983-87</u>	<u>1987B</u>	<u>1988-91</u>	<u>1993-98</u>	<u>2000</u>	<u>2002</u>	<u>2004</u>	<u>2006</u>	<u>2008</u>	<u>2010</u>	<u>2012</u>	<u>2014</u>	<u>ALL</u>
Yes	1	0	0	0	0	1000	0	0	0	0	0	0	0	0	0	1000
No	2	0	0	0	0	471	0	0	0	0	0	0	0	0	0	471
Don't know	8	0	0	0	0	2	0	0	0	0	0	0	0	0	0	2
No answer	9	0	0	0	0	8	0	0	0	0	0	0	0	0	0	8
Not applicable	IAP	13626	354	7542	353	4426	10334	2817	2765	2812	4510	2023	2044	1974	2538	58118

366. Since you were 16 years old, has there ever been a period of 2 years or more when you did not attend religious services?

[VAR: LAPSED]

<u>RESPONSE</u>	<u>PUNCH</u>	<u>YEAR</u>														
		<u>1972-82</u>	<u>1982B</u>	<u>1983-87</u>	<u>1987B</u>	<u>1988-91</u>	<u>1993-98</u>	<u>2000</u>	<u>2002</u>	<u>2004</u>	<u>2006</u>	<u>2008</u>	<u>2010</u>	<u>2012</u>	<u>2014</u>	<u>ALL</u>
Yes	1	0	0	0	0	807	0	0	0	0	0	0	0	0	0	807
No	2	0	0	0	0	673	0	0	0	0	0	0	0	0	0	673
No answer	9	0	0	0	0	1	0	0	0	0	0	0	0	0	0	1
Not applicable	IAP	13626	354	7542	353	4426	10334	2817	2765	2812	4510	2023	2044	1974	2538	58118

367. Are you, yourself, a member of a church or synagogue?

Yes.....(ASK CHURHACT).....1
 No.....(GO TO TVRELIG).....2

[VAR: CHURHMEM]

<u>RESPONSE</u>	<u>PUNCH</u>	<u>YEAR</u>														
		<u>1972-82</u>	<u>1982B</u>	<u>1983-87</u>	<u>1987B</u>	<u>1988-91</u>	<u>1993-98</u>	<u>2000</u>	<u>2002</u>	<u>2004</u>	<u>2006</u>	<u>2008</u>	<u>2010</u>	<u>2012</u>	<u>2014</u>	<u>ALL</u>
Yes	1	0	0	0	0	904	0	0	0	0	0	0	0	0	0	904
No	2	0	0	0	0	577	0	0	0	0	0	0	0	0	0	577
Not applicable	IAP	13626	354	7542	353	4426	10334	2817	2765	2812	4510	2023	2044	1974	2538	58118

IF YES TO CHURHMEM:

368. Do you take part in any of the activities or organizations of your church (synagogue) other than attending service?

[VAR: CHURHACT]

<u>RESPONSE</u>	<u>PUNCH</u>	<u>YEAR</u>														
		<u>1972-82</u>	<u>1982B</u>	<u>1983-87</u>	<u>1987B</u>	<u>1988-91</u>	<u>1993-98</u>	<u>2000</u>	<u>2002</u>	<u>2004</u>	<u>2006</u>	<u>2008</u>	<u>2010</u>	<u>2012</u>	<u>2014</u>	<u>ALL</u>
Yes	1	0	0	0	0	408	0	0	0	0	0	0	0	0	0	408
No	2	0	0	0	0	480	0	0	0	0	0	0	0	0	0	480
No answer	9	0	0	0	0	16	0	0	0	0	0	0	0	0	0	16
Not applicable (No to CHURHMEM)	IAP	13626	354	7542	353	5003	10334	2817	2765	2812	4510	2023	2044	1974	2538	58695

369. About how much time per week, in hours and minutes, do you normally spend watching religious shows on television?

[VAR: TVRELIG]

<u>RESPONSE</u>	<u>PUNCH</u>	<u>YEAR</u>														
		<u>1972-82</u>	<u>1982B</u>	<u>1983-87</u>	<u>1987B</u>	<u>1988-91</u>	<u>1993-98</u>	<u>2000</u>	<u>2002</u>	<u>2004</u>	<u>2006</u>	<u>2008</u>	<u>2010</u>	<u>2012</u>	<u>2014</u>	<u>ALL</u>
0 - 1 hours	0 - 1	0	0	0	0	1140	0	0	0	0	0	0	0	0	0	1140
1-2	1-2	0	0	0	0	204	0	0	0	0	0	0	0	0	0	204
2-3	2-3	0	0	0	0	71	0	0	0	0	0	0	0	0	0	71
3-4	3-4	0	0	0	0	25	0	0	0	0	0	0	0	0	0	25
4-6	4-6	0	0	0	0	22	0	0	0	0	0	0	0	0	0	22
6-10	6-10	0	0	0	0	19	0	0	0	0	0	0	0	0	0	19
10 +	10 +	0	0	0	0	12	0	0	0	0	0	0	0	0	0	12
No answer	999	0	0	0	0	10	0	0	0	0	0	0	0	0	0	10
Not applicable	IAP	13626	354	7542	353	4426	10334	2817	2765	2812	4510	2023	2044	1974	2538	58118

REMARKS: TVRELIG are hours and 1387 [TVRELIG] is decimalized minutes. Thus response "2-3" includes all answers falling between 2 and 2.9 hours. Time is collapsed here for presentational purposes only.

370. Please look at this card and tell me which statement comes closest to expressing what you believe about God.

HAND CARD BO

I don't believe in God..... 1

I don't know whether there is a God
and I don't believe there is any
way to find out..... 2

I don't believe in a personal God,
but I do believe in a Higher
Power of some kind..... 3

I find myself believing in God some
of the time, but not at others..... 4

While I have doubts, I feel that I do
believe in God..... 5

I know God really exists and I have
no doubts about it..... 6

[VAR: GOD]

RESPONSE	PUNCH	YEAR														
		1972-82	1982B	1983-87	1987B	1988-91	1993-98	2000	2002	2004	2006	2008	2010	2012	2014	ALL
Don't believe	1	0	0	0	0	53	117	33	0	0	66	60	66	65	87	547
Don't know, no way to find out	2	0	0	0	0	116	160	49	0	0	129	95	123	107	143	922
Higher power	3	0	0	0	0	209	379	83	0	0	294	204	216	228	316	1929
Believe sometimes	4	0	0	0	0	134	156	41	0	0	128	76	93	81	91	800
Believe with doubts	5	0	0	0	0	520	619	192	0	0	473	330	344	307	416	3201
No doubts	6	0	0	0	0	1773	2627	766	0	0	1876	1,240	1181	1168	1468	12099
Don't know	8	0	0	0	0	1	50	46	0	0	13	9	14	8	6	147
No answer	9	0	0	0	0	34	119	66	0	0	13	9	7	10	11	269
Not applicable	IAP	13626	354	7542	353	3067	6107	1541	2765	2812	1518	0	0	0	0	39685

REMARKS: This question was asked as part of the 1993 ISSP module on the environment; see also GODHELP-DRINKYR, LOSEJOB5-HARJOB5. Card BO contained responses 1-6.

371. Would you say you have been "born again" or have had a "born again" experience -- that is, a turning point in your life when you committed yourself to Christ?

[VAR: REBORN]

<u>RESPONSE</u>	<u>PUNCH</u>	<u>YEAR</u>														
		<u>1972-82</u>	<u>1982B</u>	<u>1983-87</u>	<u>1987B</u>	<u>1988-91</u>	<u>1993-98</u>	<u>2000</u>	<u>2002</u>	<u>2004</u>	<u>2006</u>	<u>2008</u>	<u>2010</u>	<u>2012</u>	<u>2014</u>	<u>ALL</u>
Yes	1	0	0	0	0	1015	535	0	0	439	1104	758	773	832	1006	6462
No	2	0	0	0	0	1767	892	0	0	881	1862	1,234	1241	1100	1492	10469
Don't know	8	0	0	0	0	14	5	0	0	12	21	24	19	31	29	155
No answer	9	0	0	0	0	44	13	0	0	8	5	7	11	11	11	110
Not applicable	IAP	13626	354	7542	353	3067	8889	2817	2765	1472	1518	0	0	0	0	42403

REMARKS: This question was asked as part of the 1991 ISSP module on religion; see also SPIRITS, GRACE, NEARGOD, AGEBORN, COMPWAGE, STORMTXT-EFF911M.

372. Have you ever tried to encourage someone to believe in Jesus Christ or to accept Jesus Christ as his or her savior?

[VAR: SAVESOUL]

<u>RESPONSE</u>	<u>PUNCH</u>	<u>YEAR</u>														
		<u>1972-82</u>	<u>1982B</u>	<u>1983-87</u>	<u>1987B</u>	<u>1988-91</u>	<u>1993-98</u>	<u>2000</u>	<u>2002</u>	<u>2004</u>	<u>2006</u>	<u>2008</u>	<u>2010</u>	<u>2012</u>	<u>2014</u>	<u>ALL</u>
Yes	1	0	0	0	0	682	616	0	0	0	1301	912	882	868	1060	6321
No	2	0	0	0	0	785	813	0	0	0	1673	1,099	1157	1097	1468	8092
Don't know	8	0	0	0	0	1	1	0	0	0	9	6	0	3	3	23
No answer	9	0	0	0	0	13	15	0	0	0	9	6	5	6	7	61
Not applicable	IAP	13626	354	7542	353	4426	8889	2817	2765	2812	1518	0	0	0	0	45102

373. At your family meals at home, does anyone say grace or give thanks to God aloud before meals?

[VAR: SAYGRACE]

<u>RESPONSE</u>	<u>PUNCH</u>	<u>YEAR</u>														
		<u>1972-82</u>	<u>1982B</u>	<u>1983-87</u>	<u>1987B</u>	<u>1988-91</u>	<u>1993-98</u>	<u>2000</u>	<u>2002</u>	<u>2004</u>	<u>2006</u>	<u>2008</u>	<u>2010</u>	<u>2012</u>	<u>2014</u>	<u>ALL</u>
Yes	1	0	0	0	0	737	0	0	0	0	0	0	0	0	0	737
No	2	0	0	0	0	732	0	0	0	0	0	0	0	0	0	732
No answer	9	0	0	0	0	12	0	0	0	0	0	0	0	0	0	12
Not applicable	IAP	13626	354	7542	353	4426	10334	2817	2765	2812	4510	2023	2044	1974	2538	58118

374. Have you read any part of the Bible at home within the last year.

Yes.....(ASK A).....1
 No.....2

IF YES:

A. How often have you read the Bible in the last year?
 (USE CATEGORIES AS PROBES IF NEEDED).

[VAR: READWORD]

RESPONSE	PUNCH	YEAR														
		1972-82	1982B	1983-87	1987B	1988-91	1993-98	2000	2002	2004	2006	2008	2010	2012	2014	ALL
Several times a day	1	0	0	0	0	49	37	0	0	0	0	0	0	0	0	86
Once a day	2	0	0	0	0	135	116	0	0	0	0	0	0	0	0	251
Several times a week	3	0	0	0	0	157	143	0	0	0	0	0	0	0	0	300
Once a week	4	0	0	0	0	130	132	0	0	0	0	0	0	0	0	262
Less than once a week	5	0	0	0	0	446	406	0	0	0	0	0	0	0	0	852
Not read	6	0	0	0	0	557	602	0	0	0	0	0	0	0	0	1159
No answer	9	0	0	0	0	3	9	0	0	0	0	0	0	0	0	12
Not applicable	IAP	13626	354	7542	353	4430	8889	2817	2765	2812	4510	2023	2044	1974	2538	56677

375. Please consider the following statements and tell me whether you agree strongly, agree somewhat, disagree somewhat or disagree strongly with each statement.

A. Those who violate God's rules must be punished.

[VAR: PUNSIN]

RESPONSE	PUNCH	YEAR														
		1972-82	1982B	1983-87	1987B	1988-91	1993-98	2000	2002	2004	2006	2008	2010	2012	2014	ALL
Agree strongly	1	0	0	0	0	324	0	0	0	0	433	299	296	0	0	1352
Agree somewhat	2	0	0	0	0	551	0	0	0	0	824	559	515	0	0	2449
Disagree somewhat	3	0	0	0	0	362	0	0	0	0	860	566	590	0	0	2378
Disagree strongly	4	0	0	0	0	147	0	0	0	0	680	457	521	0	0	1805
Don't know	8	0	0	0	0	87	0	0	0	0	167	105	84	0	0	443
No answer	9	0	0	0	0	10	0	0	0	0	28	37	38	0	0	113
Not applicable	IAP	13626	354	7542	353	4426	10334	2817	2765	2812	1518	0	0	1974	2538	51059

B. Right and wrong are not usually a simple matter of black and white; there are many shades of gray.

[VAR: BLKWHITE]

<u>RESPONSE</u>	<u>PUNCH</u>	<u>YEAR</u>														
		<u>1972-82</u>	<u>1982B</u>	<u>1983-87</u>	<u>1987B</u>	<u>1988-91</u>	<u>1993-98</u>	<u>2000</u>	<u>2002</u>	<u>2004</u>	<u>2006</u>	<u>2008</u>	<u>2010</u>	<u>2012</u>	<u>2014</u>	<u>ALL</u>
Agree strongly	1	0	0	0	0	589	0	0	0	0	1279	896	890	0	0	3654
Agree somewhat	2	0	0	0	0	624	0	0	0	0	1149	725	800	0	0	3298
Disagree somewhat	3	0	0	0	0	115	0	0	0	0	294	190	163	0	0	762
Disagree strongly	4	0	0	0	0	102	0	0	0	0	203	152	140	0	0	597
Don't know	8	0	0	0	0	43	0	0	0	0	62	53	45	0	0	203
No answer	9	0	0	0	0	8	0	0	0	0	5	7	6	0	0	26
Not applicable	IAP	13626	354	7542	353	4426	10334	2817	2765	2812	1518	0	0	1974	2538	51059

C. Immoral actions by one person can corrupt society in general.

[VAR: ROTAPPLE]

<u>RESPONSE</u>	<u>PUNCH</u>	<u>YEAR</u>														
		<u>1972-82</u>	<u>1982B</u>	<u>1983-87</u>	<u>1987B</u>	<u>1988-91</u>	<u>1993-98</u>	<u>2000</u>	<u>2002</u>	<u>2004</u>	<u>2006</u>	<u>2008</u>	<u>2010</u>	<u>2012</u>	<u>2014</u>	<u>ALL</u>
Agree strongly	1	0	0	0	0	267	0	0	0	0	778	512	491	0	0	2048
Agree somewhat	2	0	0	0	0	479	0	0	0	0	1063	776	810	0	0	3128
Disagree somewhat	3	0	0	0	0	410	0	0	0	0	712	439	459	0	0	2020
Disagree strongly	4	0	0	0	0	269	0	0	0	0	373	240	245	0	0	1127
Don't know	8	0	0	0	0	48	0	0	0	0	61	50	35	0	0	194
No answer	9	0	0	0	0	8	0	0	0	0	5	6	4	0	0	23
Not applicable	IAP	13626	354	7542	353	4426	10334	2817	2765	2812	1518	0	0	1974	2538	51059

D. Morality is a personal matter and society should not force everyone to follow one standard.

[VAR: PERMORAL]

<u>RESPONSE</u>	<u>PUNCH</u>	<u>YEAR</u>														
		<u>1972-82</u>	<u>1982B</u>	<u>1983-87</u>	<u>1987B</u>	<u>1988-91</u>	<u>1993-98</u>	<u>2000</u>	<u>2002</u>	<u>2004</u>	<u>2006</u>	<u>2008</u>	<u>2010</u>	<u>2012</u>	<u>2014</u>	<u>ALL</u>
Agree strongly	1	0	0	0	0	469	0	0	0	0	1022	724	707	0	0	2922
Agree somewhat	2	0	0	0	0	575	0	0	0	0	1158	785	796	0	0	3314
Disagree somewhat	3	0	0	0	0	259	0	0	0	0	519	301	332	0	0	1411
Disagree strongly	4	0	0	0	0	113	0	0	0	0	204	159	146	0	0	622
Don't know	8	0	0	0	0	57	0	0	0	0	79	44	52	0	0	232
No answer	9	0	0	0	0	8	0	0	0	0	10	10	11	0	0	39
Not applicable	IAP	13626	354	7542	353	4426	10334	2817	2765	2812	1518	0	0	1974	2538	51059

376. Can you tell me how important is each of the following in helping you to make decisions about your life.

Please indicate your answer by stating where you would place your feelings on a scale from 1 to 5 as shown on this hand card. Consider the first topic. If you think the Bible is very important in helping you to make decisions about your life, you would place yourself at 1. If you feel it is not very important in helping you to make decisions about your life, then you would place yourself at 5. If you feel the Bible is "somewhere between these two" in helping you make decisions about your life, then you would place yourself at 2, 3 or 4.

HAND CARD BP

A. The Bible

[VAR: DECBIBLE]

<u>RESPONSE</u>	<u>PUNCH</u>	<u>YEAR</u>														
		<u>1972-82</u>	<u>1982B</u>	<u>1983-87</u>	<u>1987B</u>	<u>1988-91</u>	<u>1993-98</u>	<u>2000</u>	<u>2002</u>	<u>2004</u>	<u>2006</u>	<u>2008</u>	<u>2010</u>	<u>2012</u>	<u>2014</u>	<u>ALL</u>
Very important	1	0	0	0	0	505	0	0	0	0	0	0	0	0	0	505
2	2	0	0	0	0	204	0	0	0	0	0	0	0	0	0	204
3	3	0	0	0	0	320	0	0	0	0	0	0	0	0	0	320
4	4	0	0	0	0	181	0	0	0	0	0	0	0	0	0	181
Not very important	5	0	0	0	0	260	0	0	0	0	0	0	0	0	0	260
Don't know	8	0	0	0	0	6	0	0	0	0	0	0	0	0	0	6
No answer	9	0	0	0	0	5	0	0	0	0	0	0	0	0	0	5
Not applicable	IAP	13626	354	7542	353	4426	10334	2817	2765	2812	4510	2023	2044	1974	2538	58118

B. Your family and friends

[VAR: DECOTHS]

<u>RESPONSE</u>	<u>PUNCH</u>	<u>YEAR</u>														
		<u>1972-82</u>	<u>1982B</u>	<u>1983-87</u>	<u>1987B</u>	<u>1988-91</u>	<u>1993-98</u>	<u>2000</u>	<u>2002</u>	<u>2004</u>	<u>2006</u>	<u>2008</u>	<u>2010</u>	<u>2012</u>	<u>2014</u>	<u>ALL</u>
Very important	1	0	0	0	0	715	0	0	0	0	0	0	0	0	0	715
2	2	0	0	0	0	389	0	0	0	0	0	0	0	0	0	389
3	3	0	0	0	0	227	0	0	0	0	0	0	0	0	0	227
4	4	0	0	0	0	68	0	0	0	0	0	0	0	0	0	68
Not very important	5	0	0	0	0	69	0	0	0	0	0	0	0	0	0	69
Don't know	8	0	0	0	0	7	0	0	0	0	0	0	0	0	0	7
No answer	9	0	0	0	0	6	0	0	0	0	0	0	0	0	0	6
Not applicable	IAP	13626	354	7542	353	4426	10334	2817	2765	2812	4510	2023	2044	1974	2538	58118

C. The teachings of your church or synagogue

[VAR: DECCHURH]

<u>RESPONSE</u>	<u>PUNCH</u>	<u>YEAR</u>														
		<u>1972-82</u>	<u>1982B</u>	<u>1983-87</u>	<u>1987B</u>	<u>1988-91</u>	<u>1993-98</u>	<u>2000</u>	<u>2002</u>	<u>2004</u>	<u>2006</u>	<u>2008</u>	<u>2010</u>	<u>2012</u>	<u>2014</u>	<u>ALL</u>
Very important	1	0	0	0	0	424	0	0	0	0	0	0	0	0	0	424
2	2	0	0	0	0	291	0	0	0	0	0	0	0	0	0	291
3	3	0	0	0	0	350	0	0	0	0	0	0	0	0	0	350
4	4	0	0	0	0	161	0	0	0	0	0	0	0	0	0	161
Not very important	5	0	0	0	0	233	0	0	0	0	0	0	0	0	0	233
Don't know	8	0	0	0	0	14	0	0	0	0	0	0	0	0	0	14
No answer	9	0	0	0	0	8	0	0	0	0	0	0	0	0	0	8
Not applicable	IAP	13626	354	7542	353	4426	10334	2817	2765	2812	4510	2023	2044	1974	2538	58118

D. Your own personal judgment

[VAR: DECSELF]

<u>RESPONSE</u>	<u>PUNCH</u>	<u>YEAR</u>														
		<u>1972-82</u>	<u>1982B</u>	<u>1983-87</u>	<u>1987B</u>	<u>1988-91</u>	<u>1993-98</u>	<u>2000</u>	<u>2002</u>	<u>2004</u>	<u>2006</u>	<u>2008</u>	<u>2010</u>	<u>2012</u>	<u>2014</u>	<u>ALL</u>
Very important	1	0	0	0	0	1052	0	0	0	0	0	0	0	0	0	1052
2	2	0	0	0	0	250	0	0	0	0	0	0	0	0	0	250
3	3	0	0	0	0	111	0	0	0	0	0	0	0	0	0	111
4	4	0	0	0	0	31	0	0	0	0	0	0	0	0	0	31
Not very important	5	0	0	0	0	26	0	0	0	0	0	0	0	0	0	26
Don't know	8	0	0	0	0	4	0	0	0	0	0	0	0	0	0	4
No answer	9	0	0	0	0	7	0	0	0	0	0	0	0	0	0	7
Not applicable	IAP	13626	354	7542	353	4426	10334	2817	2765	2812	4510	2023	2044	1974	2538	58118

REMARKS: Card BP contained responses 1-5.

377. People have many differing views about what makes a person a good Christian or Jew. Please tell me how important is each of the following to you. Once again, please indicate where you would place your feelings on a scale from 1 to 5. How important is it ...

HAND CARD BP

- A. To attend regularly religious services at church or synagogue.

[VAR: GOCHURCH]

RESPONSE	PUNCH	YEAR														
		1972-82	1982B	1983-87	1987B	1988-91	1993-98	2000	2002	2004	2006	2008	2010	2012	2014	ALL
Very important	1	0	0	0	0	418	428	0	0	0	0	0	0	0	0	846
2	2	0	0	0	0	218	183	0	0	0	0	0	0	0	0	401
3	3	0	0	0	0	298	292	0	0	0	0	0	0	0	0	590
4	4	0	0	0	0	205	158	0	0	0	0	0	0	0	0	363
Not very important	5	0	0	0	0	318	345	0	0	0	0	0	0	0	0	663
Don't know	8	0	0	0	0	13	27	0	0	0	0	0	0	0	0	40
No answer	9	0	0	0	0	11	12	0	0	0	0	0	0	0	0	23
Not applicable	IAP	13626	354	7542	353	4426	8889	2817	2765	2812	4510	2023	2044	1974	2538	56673

- B. To believe in God without question or doubt.

[VAR: BELIEVE]

RESPONSE	PUNCH	YEAR														
		1972-82	1982B	1983-87	1987B	1988-91	1993-98	2000	2002	2004	2006	2008	2010	2012	2014	ALL
Very important	1	0	0	0	0	782	841	0	0	0	0	0	0	0	0	1623
2	2	0	0	0	0	271	212	0	0	0	0	0	0	0	0	483
3	3	0	0	0	0	179	172	0	0	0	0	0	0	0	0	351
4	4	0	0	0	0	94	67	0	0	0	0	0	0	0	0	161
Not very important	5	0	0	0	0	132	120	0	0	0	0	0	0	0	0	252
Don't know	8	0	0	0	0	11	21	0	0	0	0	0	0	0	0	32
No answer	9	0	0	0	0	12	12	0	0	0	0	0	0	0	0	24
Not applicable	IAP	13626	354	7542	353	4426	8889	2817	2765	2812	4510	2023	2044	1974	2538	56673

C. To follow faithfully the teachings of their church or synagogue.

[VAR: FOLLOW]

<u>RESPONSE</u>	<u>PUNCH</u>	<u>YEAR</u>														
		<u>1972-82</u>	<u>1982B</u>	<u>1983-87</u>	<u>1987B</u>	<u>1988-91</u>	<u>1993-98</u>	<u>2000</u>	<u>2002</u>	<u>2004</u>	<u>2006</u>	<u>2008</u>	<u>2010</u>	<u>2012</u>	<u>2014</u>	<u>ALL</u>
Very important	1	0	0	0	0	465	457	0	0	0	0	0	0	0	0	922
2	2	0	0	0	0	331	295	0	0	0	0	0	0	0	0	626
3	3	0	0	0	0	353	336	0	0	0	0	0	0	0	0	689
4	4	0	0	0	0	155	127	0	0	0	0	0	0	0	0	282
Not very important	5	0	0	0	0	152	190	0	0	0	0	0	0	0	0	342
Don't know	8	0	0	0	0	12	28	0	0	0	0	0	0	0	0	40
No answer	9	0	0	0	0	13	12	0	0	0	0	0	0	0	0	25
Not applicable	IAP	13626	354	7542	353	4426	8889	2817	2765	2812	4510	2023	2044	1974	2538	56673

D. To follow one's conscience even if it means going against what the churches or synagogues say and do.

[VAR: GOOWNWAY]

<u>RESPONSE</u>	<u>PUNCH</u>	<u>YEAR</u>														
		<u>1972-82</u>	<u>1982B</u>	<u>1983-87</u>	<u>1987B</u>	<u>1988-91</u>	<u>1993-98</u>	<u>2000</u>	<u>2002</u>	<u>2004</u>	<u>2006</u>	<u>2008</u>	<u>2010</u>	<u>2012</u>	<u>2014</u>	<u>ALL</u>
Very important	1	0	0	0	0	605	576	0	0	0	0	0	0	0	0	1181
2	2	0	0	0	0	333	234	0	0	0	0	0	0	0	0	567
3	3	0	0	0	0	303	313	0	0	0	0	0	0	0	0	616
4	4	0	0	0	0	88	92	0	0	0	0	0	0	0	0	180
Not very important	5	0	0	0	0	110	137	0	0	0	0	0	0	0	0	247
Don't know	8	0	0	0	0	24	78	0	0	0	0	0	0	0	0	102
No answer	9	0	0	0	0	18	15	0	0	0	0	0	0	0	0	33
Not applicable	IAP	13626	354	7542	353	4426	8889	2817	2765	2812	4510	2023	2044	1974	2538	56673

REMARKS: Card BP contained responses 1-5.

378. Here is another card with contrasting ideas. If you feel that "My faith is completely free of doubts," you would place yourself at 1. If you feel "My faith is mixed with doubts," you would place yourself at 7. If you feel somewhere between these two, you would place yourself at 2, 3, 4, 5 or 6. Where would you place your feelings about your faith...

A. From Free of doubt to Mixed with doubts

HAND CARD BQ

[VAR: MYFAITH]

RESPONSE	PUNCH	YEAR														
		1972-82	1982B	1983-87	1987B	1988-91	1993-98	2000	2002	2004	2006	2008	2010	2012	2014	ALL
Free of doubt	1	0	0	0	0	401	0	0	0	0	0	0	0	0	0	401
2	2	0	0	0	0	267	0	0	0	0	0	0	0	0	0	267
3	3	0	0	0	0	230	0	0	0	0	0	0	0	0	0	230
4	4	0	0	0	0	241	0	0	0	0	0	0	0	0	0	241
5	5	0	0	0	0	138	0	0	0	0	0	0	0	0	0	138
6	6	0	0	0	0	73	0	0	0	0	0	0	0	0	0	73
Mixed with doubts	7	0	0	0	0	105	0	0	0	0	0	0	0	0	0	105
Don't know	8	0	0	0	0	7	0	0	0	0	0	0	0	0	0	7
No answer	9	0	0	0	0	19	0	0	0	0	0	0	0	0	0	19
Not applicable	IAP	13626	354	7542	353	4426	10334	2817	2765	2812	4510	2023	2044	1974	2538	58118

B. From Often felt agnry to Never felt angry at God

[VAR: MADATGOD]

RESPONSE	PUNCH	YEAR														
		1972-82	1982B	1983-87	1987B	1988-91	1993-98	2000	2002	2004	2006	2008	2010	2012	2014	ALL
Often angry	1	0	0	0	0	37	0	0	0	0	0	0	0	0	0	37
2	2	0	0	0	0	49	0	0	0	0	0	0	0	0	0	49
3	3	0	0	0	0	103	0	0	0	0	0	0	0	0	0	103
4	4	0	0	0	0	242	0	0	0	0	0	0	0	0	0	242
5	5	0	0	0	0	217	0	0	0	0	0	0	0	0	0	217
6	6	0	0	0	0	271	0	0	0	0	0	0	0	0	0	271
Never angry	7	0	0	0	0	526	0	0	0	0	0	0	0	0	0	526
Don't know	8	0	0	0	0	7	0	0	0	0	0	0	0	0	0	7
No answer	9	0	0	0	0	29	0	0	0	0	0	0	0	0	0	29
Not applicable	IAP	13626	354	7542	353	4426	10334	2817	2765	2812	4510	2023	2044	1974	2538	58118

REMARKS: Card BQ contained Parts A and B, punches 1-7.

379. How often have these problems caused doubts about your religious faith- often, sometimes, or never.

A. Evil in the world

[VAR: DOUBTS1]

<u>RESPONSE</u>	<u>PUNCH</u>	<u>YEAR</u>														
		<u>1972-82</u>	<u>1982B</u>	<u>1983-87</u>	<u>1987B</u>	<u>1988-91</u>	<u>1993-98</u>	<u>2000</u>	<u>2002</u>	<u>2004</u>	<u>2006</u>	<u>2008</u>	<u>2010</u>	<u>2012</u>	<u>2014</u>	<u>ALL</u>
Often	1	0	0	0	0	158	171	0	0	0	0	0	0	0	0	329
Sometimes	2	0	0	0	0	536	476	0	0	0	0	0	0	0	0	1012
Never	3	0	0	0	0	738	750	0	0	0	0	0	0	0	0	1488
Don't know	8	0	0	0	0	31	37	0	0	0	0	0	0	0	0	68
No answer	9	0	0	0	0	18	11	0	0	0	0	0	0	0	0	29
Not applicable	IAP	13626	354	7542	353	4426	8889	2817	2765	2812	4510	2023	2044	1974	2538	56673

B. Personal suffering

[VAR: DOUBTS2]

<u>RESPONSE</u>	<u>PUNCH</u>	<u>YEAR</u>														
		<u>1972-82</u>	<u>1982B</u>	<u>1983-87</u>	<u>1987B</u>	<u>1988-91</u>	<u>1993-98</u>	<u>2000</u>	<u>2002</u>	<u>2004</u>	<u>2006</u>	<u>2008</u>	<u>2010</u>	<u>2012</u>	<u>2014</u>	<u>ALL</u>
Often	1	0	0	0	0	130	126	0	0	0	0	0	0	0	0	256
Sometimes	2	0	0	0	0	650	527	0	0	0	0	0	0	0	0	1177
Never	3	0	0	0	0	657	743	0	0	0	0	0	0	0	0	1400
Don't know	8	0	0	0	0	26	37	0	0	0	0	0	0	0	0	63
No answer	9	0	0	0	0	18	12	0	0	0	0	0	0	0	0	30
Not applicable	IAP	13626	354	7542	353	4426	8889	2817	2765	2812	4510	2023	2044	1974	2538	56673

C. Conflict of faith and science

[VAR: DOUBTS3]

<u>RESPONSE</u>	<u>PUNCH</u>	<u>YEAR</u>														
		<u>1972-82</u>	<u>1982B</u>	<u>1983-87</u>	<u>1987B</u>	<u>1988-91</u>	<u>1993-98</u>	<u>2000</u>	<u>2002</u>	<u>2004</u>	<u>2006</u>	<u>2008</u>	<u>2010</u>	<u>2012</u>	<u>2014</u>	<u>ALL</u>
Often	1	0	0	0	0	73	0	0	0	0	0	0	0	0	0	73
Sometimes	2	0	0	0	0	369	0	0	0	0	0	0	0	0	0	369
Never	3	0	0	0	0	955	0	0	0	0	0	0	0	0	0	955
Don't know	8	0	0	0	0	64	0	0	0	0	0	0	0	0	0	64
No answer	9	0	0	0	0	20	0	0	0	0	0	0	0	0	0	20
Not applicable	IAP	13626	354	7542	353	4426	10334	2817	2765	2812	4510	2023	2044	1974	2538	58118

D. Feeling that life really has no meaning

[VAR: DOUBTS4]

<u>RESPONSE</u>	<u>PUNCH</u>	<u>YEAR</u>														
		<u>1972-82</u>	<u>1982B</u>	<u>1983-87</u>	<u>1987B</u>	<u>1988-91</u>	<u>1993-98</u>	<u>2000</u>	<u>2002</u>	<u>2004</u>	<u>2006</u>	<u>2008</u>	<u>2010</u>	<u>2012</u>	<u>2014</u>	<u>ALL</u>
Often	1	0	0	0	0	53	0	0	0	0	0	0	0	0	0	53
Sometimes	2	0	0	0	0	269	0	0	0	0	0	0	0	0	0	269
Never	3	0	0	0	0	1108	0	0	0	0	0	0	0	0	0	1108
Don't know	8	0	0	0	0	32	0	0	0	0	0	0	0	0	0	32
No answer	9	0	0	0	0	19	0	0	0	0	0	0	0	0	0	19
Not applicable	IAP	13626	354	7542	353	4426	10334	2817	2765	2812	4510	2023	2044	1974	2538	58118

380. How often have these events strengthened your religious faith-often, sometimes, or never.

A. Death in the family

[VAR: FAITH1]

<u>RESPONSE</u>	<u>PUNCH</u>	<u>YEAR</u>														
		<u>1972-82</u>	<u>1982B</u>	<u>1983-87</u>	<u>1987B</u>	<u>1988-91</u>	<u>1993-98</u>	<u>2000</u>	<u>2002</u>	<u>2004</u>	<u>2006</u>	<u>2008</u>	<u>2010</u>	<u>2012</u>	<u>2014</u>	<u>ALL</u>
Often	1	0	0	0	0	404	421	0	0	0	0	0	0	0	0	825
Sometimes	2	0	0	0	0	567	463	0	0	0	0	0	0	0	0	1030
Never	3	0	0	0	0	444	473	0	0	0	0	0	0	0	0	917
Don't know	8	0	0	0	0	45	74	0	0	0	0	0	0	0	0	119
No answer	9	0	0	0	0	21	14	0	0	0	0	0	0	0	0	35
Not applicable	IAP	13626	354	7542	353	4426	8889	2817	2765	2812	4510	2023	2044	1974	2538	56673

B. Birth of a child

[VAR: FAITH2]

<u>RESPONSE</u>	<u>PUNCH</u>	<u>YEAR</u>														
		<u>1972-82</u>	<u>1982B</u>	<u>1983-87</u>	<u>1987B</u>	<u>1988-91</u>	<u>1993-98</u>	<u>2000</u>	<u>2002</u>	<u>2004</u>	<u>2006</u>	<u>2008</u>	<u>2010</u>	<u>2012</u>	<u>2014</u>	<u>ALL</u>
Often	1	0	0	0	0	686	596	0	0	0	0	0	0	0	0	1282
Sometimes	2	0	0	0	0	415	384	0	0	0	0	0	0	0	0	799
Never	3	0	0	0	0	312	387	0	0	0	0	0	0	0	0	699
Don't know	8	0	0	0	0	46	63	0	0	0	0	0	0	0	0	109
No answer	9	0	0	0	0	22	15	0	0	0	0	0	0	0	0	37
Not applicable	IAP	13626	354	7542	353	4426	8889	2817	2765	2812	4510	2023	2044	1974	2538	56673

C. Marriage

[VAR: FAITH3]

<u>RESPONSE</u>	<u>PUNCH</u>	<u>YEAR</u>														
		<u>1972-82</u>	<u>1982B</u>	<u>1983-87</u>	<u>1987B</u>	<u>1988-91</u>	<u>1993-98</u>	<u>2000</u>	<u>2002</u>	<u>2004</u>	<u>2006</u>	<u>2008</u>	<u>2010</u>	<u>2012</u>	<u>2014</u>	<u>ALL</u>
Often	1	0	0	0	0	512	0	0	0	0	0	0	0	0	0	512
Sometimes	2	0	0	0	0	479	0	0	0	0	0	0	0	0	0	479
Never	3	0	0	0	0	407	0	0	0	0	0	0	0	0	0	407
Don't know	8	0	0	0	0	61	0	0	0	0	0	0	0	0	0	61
No answer	9	0	0	0	0	22	0	0	0	0	0	0	0	0	0	22
Not applicable	IAP	13626	354	7542	353	4426	10334	2817	2765	2812	4510	2023	2044	1974	2538	58118

D. Intense sexual pleasure

[VAR: FAITH4]

<u>RESPONSE</u>	<u>PUNCH</u>	<u>YEAR</u>														
		<u>1972-82</u>	<u>1982B</u>	<u>1983-87</u>	<u>1987B</u>	<u>1988-91</u>	<u>1993-98</u>	<u>2000</u>	<u>2002</u>	<u>2004</u>	<u>2006</u>	<u>2008</u>	<u>2010</u>	<u>2012</u>	<u>2014</u>	<u>ALL</u>
Often	1	0	0	0	0	147	0	0	0	0	0	0	0	0	0	147
Sometimes	2	0	0	0	0	295	0	0	0	0	0	0	0	0	0	295
Never	3	0	0	0	0	849	0	0	0	0	0	0	0	0	0	849
Don't know	8	0	0	0	0	152	0	0	0	0	0	0	0	0	0	152
No answer	9	0	0	0	0	38	0	0	0	0	0	0	0	0	0	38
Not applicable	IAP	13626	354	7542	353	4426	10334	2817	2765	2812	4510	2023	2044	1974	2538	58118

381. Many people have some good friends they feel close to. Who are your good friends (other than your spouse)? Just tell me their first names. (LIST NAMES IN GRID BELOW). Is there anyone else?

NAME 1	NAME 2	NAME 3	NAME 4	NAME 5
_____	_____	_____	_____	_____

Now let's go back and talk about (NAME). [REPEAT FOR EACH FRIEND]

Is (NAME) a member of your congregation?

1. First Person Member of Respondent's Congregation

[VAR: FRNDCON1]

<u>RESPONSE</u>	<u>PUNCH</u>	<u>YEAR</u>														
		<u>1972-82</u>	<u>1982B</u>	<u>1983-87</u>	<u>1987B</u>	<u>1988-91</u>	<u>1993-98</u>	<u>2000</u>	<u>2002</u>	<u>2004</u>	<u>2006</u>	<u>2008</u>	<u>2010</u>	<u>2012</u>	<u>2014</u>	<u>ALL</u>
Yes	1	0	0	0	0	357	302	0	0	0	0	0	0	0	0	659
No	2	0	0	0	0	774	755	0	0	0	0	0	0	0	0	1529
R doesn't belong to any congregation	3	0	0	0	0	252	261	0	0	0	0	0	0	0	0	513
Friend, No Info	4	0	0	0	0	0	1	0	0	0	0	0	0	0	0	1
Don't know	8	0	0	0	0	15	2	0	0	0	0	0	0	0	0	17
No answer	9	0	0	0	0	44	57	0	0	0	0	0	0	0	0	101
Not applicable (No friends)	IAP	13626	354	7542	353	4465	8956	2817	2765	2812	4510	2023	2044	1974	2538	56779

2. Second Person Member of Respondent's Congregation

[VAR: FRNDCON2]

<u>RESPONSE</u>	<u>PUNCH</u>	<u>YEAR</u>														
		<u>1972-82</u>	<u>1982B</u>	<u>1983-87</u>	<u>1987B</u>	<u>1988-91</u>	<u>1993-98</u>	<u>2000</u>	<u>2002</u>	<u>2004</u>	<u>2006</u>	<u>2008</u>	<u>2010</u>	<u>2012</u>	<u>2014</u>	<u>ALL</u>
Yes	1	0	0	0	0	320	243	0	0	0	0	0	0	0	0	563
No	2	0	0	0	0	714	668	0	0	0	0	0	0	0	0	1382
R doesn't belong to any congregation	3	0	0	0	0	228	227	0	0	0	0	0	0	0	0	455
Don't know	8	0	0	0	0	14	13	0	0	0	0	0	0	0	0	27
No answer	9	0	0	0	0	45	57	0	0	0	0	0	0	0	0	102
Not applicable (No 2nd friend)	IAP	13626	354	7542	353	4586	9123	2817	2765	2812	4510	2023	2044	1974	2538	57067

3. Third Person Member of Respondent's Congregation

[VAR: FRNDCON3]

<u>RESPONSE</u>	<u>PUNCH</u>	<u>YEAR</u>														
		<u>1972-82</u>	<u>1982B</u>	<u>1983-87</u>	<u>1987B</u>	<u>1988-91</u>	<u>1993-98</u>	<u>2000</u>	<u>2002</u>	<u>2004</u>	<u>2006</u>	<u>2008</u>	<u>2010</u>	<u>2012</u>	<u>2014</u>	<u>ALL</u>
Yes	1	0	0	0	0	253	177	0	0	0	0	0	0	0	0	430
No	2	0	0	0	0	637	546	0	0	0	0	0	0	0	0	1183
R doesn't belong to any congregation	3	0	0	0	0	197	179	0	0	0	0	0	0	0	0	376
Don't know	8	0	0	0	0	14	17	0	0	0	0	0	0	0	0	31
No answer	9	0	0	0	0	44	57	0	0	0	0	0	0	0	0	101
Not applicable (No 3rd friend)	IAP	13626	354	7542	353	4762	9355	2817	2765	2812	4510	2023	2044	1974	2538	57475

4. Fourth Person Member of Respondent's Congregation

[VAR: FRNDCON4]

<u>RESPONSE</u>	<u>PUNCH</u>	<u>YEAR</u>														
		<u>1972-82</u>	<u>1982B</u>	<u>1983-87</u>	<u>1987B</u>	<u>1988-91</u>	<u>1993-98</u>	<u>2000</u>	<u>2002</u>	<u>2004</u>	<u>2006</u>	<u>2008</u>	<u>2010</u>	<u>2012</u>	<u>2014</u>	<u>ALL</u>
Yes	1	0	0	0	0	0	141	0	0	0	0	0	0	0	0	141
No	2	0	0	0	0	0	427	0	0	0	0	0	0	0	0	427
R doesn't belong to any congregation	3	0	0	0	0	0	148	0	0	0	0	0	0	0	0	148
Don't know	8	0	0	0	0	0	10	0	0	0	0	0	0	0	0	10
No answer	9	0	0	0	0	0	57	0	0	0	0	0	0	0	0	57
Not applicable (No 4th friend)	IAP	13626	354	7542	353	5907	9548	2817	2765	2812	4510	2023	2044	1974	2538	58813

5. Fifth Person Member of Respondent's Congregation

[VAR: FRNDCON5]

<u>RESPONSE</u>	<u>PUNCH</u>	<u>YEAR</u>														
		<u>1972-82</u>	<u>1982B</u>	<u>1983-87</u>	<u>1987B</u>	<u>1988-91</u>	<u>1993-98</u>	<u>2000</u>	<u>2002</u>	<u>2004</u>	<u>2006</u>	<u>2008</u>	<u>2010</u>	<u>2012</u>	<u>2014</u>	<u>ALL</u>
Yes	1	0	0	0	0	0	116	0	0	0	0	0	0	0	0	116
No	2	0	0	0	0	0	315	0	0	0	0	0	0	0	0	315
R doesn't belong to any congregation	3	0	0	0	0	0	120	0	0	0	0	0	0	0	0	120
Don't know	8	0	0	0	0	0	9	0	0	0	0	0	0	0	0	9
No answer	9	0	0	0	0	0	58	0	0	0	0	0	0	0	0	58
Not applicable (No 5th friend)	IAP	13626	354	7542	353	5907	9715	2817	2765	2812	4510	2023	2044	1974	2538	58980

IF "YES" TO FRNDCON1, SKIP TO FRNDFND1. OTHERWISE, ASK FRNDREL1

382. What's is (NAME'S) religious preference? Is it Protestant, Catholic, Jewish, some other religion, or no religion?

1. Religion of First Person

[VAR: FRNDREL1]

<u>RESPONSE</u>	<u>PUNCH</u>	<u>YEAR</u>														
		<u>1972-82</u>	<u>1982B</u>	<u>1983-87</u>	<u>1987B</u>	<u>1988-91</u>	<u>1993-98</u>	<u>2000</u>	<u>2002</u>	<u>2004</u>	<u>2006</u>	<u>2008</u>	<u>2010</u>	<u>2012</u>	<u>2014</u>	<u>ALL</u>
Protestant	1	0	0	0	0	666	371	0	0	0	0	0	0	0	0	1037
Catholic	2	0	0	0	0	309	222	0	0	0	0	0	0	0	0	531
Jewish	3	0	0	0	0	31	25	0	0	0	0	0	0	0	0	56
None	4	0	0	0	0	107	117	0	0	0	0	0	0	0	0	224
Other	5	0	0	0	0	47	39	0	0	0	0	0	0	0	0	86
Don't know	8	0	0	0	0	198	225	0	0	0	0	0	0	0	0	423
No answer	9	0	0	0	0	84	75	0	0	0	0	0	0	0	0	159
Not applicable	IAP	13626	354	7542	353	4465	9260	2817	2765	2812	4510	2023	2044	1974	2538	57083

2. Religion of Second Person

[VAR: FRNDREL2]

<u>RESPONSE</u>	<u>PUNCH</u>	<u>YEAR</u>														
		<u>1972-82</u>	<u>1982B</u>	<u>1983-87</u>	<u>1987B</u>	<u>1988-91</u>	<u>1993-98</u>	<u>2000</u>	<u>2002</u>	<u>2004</u>	<u>2006</u>	<u>2008</u>	<u>2010</u>	<u>2012</u>	<u>2014</u>	<u>ALL</u>
Protestant	1	0	0	0	0	579	308	0	0	0	0	0	0	0	0	887
Catholic	2	0	0	0	0	297	219	0	0	0	0	0	0	0	0	516
Jewish	3	0	0	0	0	34	18	0	0	0	0	0	0	0	0	52
None	4	0	0	0	0	102	92	0	0	0	0	0	0	0	0	194
Other	5	0	0	0	0	46	28	0	0	0	0	0	0	0	0	74
Don't know	8	0	0	0	0	183	204	0	0	0	0	0	0	0	0	387
No answer	9	0	0	0	0	80	86	0	0	0	0	0	0	0	0	166
Not applicable (No 2nd friend)	IAP	13626	354	7542	353	4586	9379	2817	2765	2812	4510	2023	2044	1974	2538	57323

3. Religion of Third Person

[VAR: FRNDREL3]

<u>RESPONSE</u>	<u>PUNCH</u>	<u>YEAR</u>														
		<u>1972-82</u>	<u>1982B</u>	<u>1983-87</u>	<u>1987B</u>	<u>1988-91</u>	<u>1993-98</u>	<u>2000</u>	<u>2002</u>	<u>2004</u>	<u>2006</u>	<u>2008</u>	<u>2010</u>	<u>2012</u>	<u>2014</u>	<u>ALL</u>
Protestant	1	0	0	0	0	497	274	0	0	0	0	0	0	0	0	771
Catholic	2	0	0	0	0	248	150	0	0	0	0	0	0	0	0	398
Jewish	3	0	0	0	0	36	19	0	0	0	0	0	0	0	0	55
None	4	0	0	0	0	85	71	0	0	0	0	0	0	0	0	156
Other	5	0	0	0	0	36	33	0	0	0	0	0	0	0	0	69
Don't know	8	0	0	0	0	167	161	0	0	0	0	0	0	0	0	328
No answer	9	0	0	0	0	76	77	0	0	0	0	0	0	0	0	153
Not applicable (No 3rd friend)	IAP	13626	354	7542	353	4762	9549	2817	2765	2812	4510	2023	2044	1974	2538	57669

4. Religion of Fourth Person

[VAR: FRNDREL4]

<u>RESPONSE</u>	<u>PUNCH</u>	<u>YEAR</u>														
		<u>1972-82</u>	<u>1982B</u>	<u>1983-87</u>	<u>1987B</u>	<u>1988-91</u>	<u>1993-98</u>	<u>2000</u>	<u>2002</u>	<u>2004</u>	<u>2006</u>	<u>2008</u>	<u>2010</u>	<u>2012</u>	<u>2014</u>	<u>ALL</u>
Protestant	1	0	0	0	0	0	201	0	0	0	0	0	0	0	0	201
Catholic	2	0	0	0	0	0	127	0	0	0	0	0	0	0	0	127
Jewish	3	0	0	0	0	0	16	0	0	0	0	0	0	0	0	16
None	4	0	0	0	0	0	52	0	0	0	0	0	0	0	0	52
Other	5	0	0	0	0	0	31	0	0	0	0	0	0	0	0	31
Don't know	8	0	0	0	0	0	132	0	0	0	0	0	0	0	0	132
No answer	9	0	0	0	0	0	76	0	0	0	0	0	0	0	0	76
Not applicable (No 4th friend)	IAP	13626	354	7542	353	5907	9699	2817	2765	2812	4510	2023	2044	1974	2538	58964

5. Religion of Fifth Person

[VAR: FRNDREL5]

<u>RESPONSE</u>	<u>PUNCH</u>	<u>YEAR</u>														
		<u>1972-82</u>	<u>1982B</u>	<u>1983-87</u>	<u>1987B</u>	<u>1988-91</u>	<u>1993-98</u>	<u>2000</u>	<u>2002</u>	<u>2004</u>	<u>2006</u>	<u>2008</u>	<u>2010</u>	<u>2012</u>	<u>2014</u>	<u>ALL</u>
Protestant	1	0	0	0	0	0	135	0	0	0	0	0	0	0	0	135
Catholic	2	0	0	0	0	0	104	0	0	0	0	0	0	0	0	104
Jewish	3	0	0	0	0	0	10	0	0	0	0	0	0	0	0	10
None	4	0	0	0	0	0	47	0	0	0	0	0	0	0	0	47
Other	5	0	0	0	0	0	21	0	0	0	0	0	0	0	0	21
Don't know	8	0	0	0	0	0	105	0	0	0	0	0	0	0	0	105
No answer	9	0	0	0	0	0	72	0	0	0	0	0	0	0	0	72
Not applicable (No 5th friend)	IAP	13626	354	7542	353	5907	9840	2817	2765	2812	4510	2023	2044	1974	2538	59105

[VAR: FRNDDEN2] (CONTINUED)

RESPONSE	PUNCH	YEAR														
		1972-82	1982B	1983-87	1987B	1988-91	1993-98	2000	2002	2004	2006	2008	2010	2012	2014	ALL
Baptist, Don't know which	18	0	0	0	0	56	41	0	0	0	0	0	0	0	0	97
METHODIST																
African Methodist Episcopal Church	20	0	0	0	0	4	3	0	0	0	0	0	0	0	0	7
African Methodist Episcopal Zion Church	21	0	0	0	0	1	0	0	0	0	0	0	0	0	0	1
United Methodist Church	22	0	0	0	0	52	17	0	0	0	0	0	0	0	0	69
Other Methodist Churches	23	0	0	0	0	3	2	0	0	0	0	0	0	0	0	5
Methodist, Don't know which	28	0	0	0	0	16	9	0	0	0	0	0	0	0	0	25
LUTHERAN																
American Lutheran Church	30	0	0	0	0	18	10	0	0	0	0	0	0	0	0	28
Lutheran Church in America	31	0	0	0	0	4	0	0	0	0	0	0	0	0	0	4
Lutheran Church-- Missouri Synod	32	0	0	0	0	9	6	0	0	0	0	0	0	0	0	15
Wisconsin Evangelical Lutheran Synod	33	0	0	0	0	0	3	0	0	0	0	0	0	0	0	3
Other Lutheran Churches	34	0	0	0	0	3	3	0	0	0	0	0	0	0	0	6
Evangelical Lutheran	35	0	0	0	0	1	2	0	0	0	0	0	0	0	0	3
Lutheran, Don't know which	38	0	0	0	0	27	12	0	0	0	0	0	0	0	0	39
PRESBYTERIAN																
Presbyterian Church in the U.S.A	40	0	0	0	0	6	1	0	0	0	0	0	0	0	0	7
United Presbyterian Church in the U.S.A	41	0	0	0	0	11	1	0	0	0	0	0	0	0	0	12
Other Presbyterian Churches	42	0	0	0	0	5	2	0	0	0	0	0	0	0	0	7
Presbyterian, merged	43	0	0	0	0	0	1	0	0	0	0	0	0	0	0	1
Presbyterian, Don't know which	48	0	0	0	0	23	3	0	0	0	0	0	0	0	0	26
EPISCOPAL CHURCH																
Other (SPECIFY)	50	0	0	0	0	17	16	0	0	0	0	0	0	0	0	33
No denomination given or non-denominational church	60	0	0	0	0	106	30	0	0	0	0	0	0	0	0	136
Don't know	70	0	0	0	0	72	57	0	0	0	0	0	0	0	0	129
No answer	98	0	0	0	0	21	6	0	0	0	0	0	0	0	0	27
Not applicable (punches 2-13 in FRNDREL, often including 5 and sometimes 11)	99	0	0	0	0	92	115	0	0	0	0	0	0	0	0	207
	IAP	13626	354	7542	353	5248	9940	2817	2765	2812	4510	2023	2044	1974	2538	58546

[VAR: FRNDDEN4] (CONTINUED)

RESPONSE	PUNCH	YEAR														
		<u>1972-82</u>	<u>1982B</u>	<u>1983-87</u>	<u>1987B</u>	<u>1988-91</u>	<u>1993-98</u>	<u>2000</u>	<u>2002</u>	<u>2004</u>	<u>2006</u>	<u>2008</u>	<u>2010</u>	<u>2012</u>	<u>2014</u>	<u>ALL</u>
Methodist, Don't know which	28	0	0	0	0	0	4	0	0	0	0	0	0	0	0	4
LUTHERAN																
American Lutheran Church	30	0	0	0	0	0	6	0	0	0	0	0	0	0	0	6
Lutheran Church in America	31	0	0	0	0	0	1	0	0	0	0	0	0	0	0	1
Lutheran Church-- Missouri Synod	32	0	0	0	0	0	4	0	0	0	0	0	0	0	0	4
Wisconsin Evangelical Lutheran Synod	33	0	0	0	0	0	3	0	0	0	0	0	0	0	0	3
Other Lutheran Churches	34	0	0	0	0	0	6	0	0	0	0	0	0	0	0	6
Evangelical Lutheran	35	0	0	0	0	0		0	0	0	0	0	0	0	0	0
Lutheran, Don't know which	38	0	0	0	0	0	7	0	0	0	0	0	0	0	0	7
PRESBYTERIAN																
Presbyterian Church in the U.S.A	40	0	0	0	0	0	0	0	0	0	0	0	0	0	0	0
United Presbyterian Church in the U.S.A	41	0	0	0	0	0	2	0	0	0	0	0	0	0	0	2
Other Presbyterian Churches	42	0	0	0	0	0	3	0	0	0	0	0	0	0	0	3
Presbyterian, merged	43	0	0	0	0	0	1	0	0	0	0	0	0	0	0	1
Presbyterian, Don't know which	48	0	0	0	0	0	5	0	0	0	0	0	0	0	0	5
EPISCOPAL CHURCH																
Other (SPECIFY)	50	0	0	0	0	0	7	0	0	0	0	0	0	0	0	7
No denomination given or non-denominational church	60	0	0	0	0	0	29	0	0	0	0	0	0	0	0	29
Don't know	70	0	0	0	0	0	39	0	0	0	0	0	0	0	0	39
Don't know	98	0	0	0	0	0	2	0	0	0	0	0	0	0	0	2
No answer	99	0	0	0	0	0	96	0	0	0	0	0	0	0	0	96
Not applicable (punches 2-13 in FRNDREL, often including 5 and sometimes 11)	IAP	13626	354	7542	353	5907	10057	2817	2765	2812	4510	2023	2044	1974	2538	59322

[VAR: FRNDDEN5] (CONTINUED)

RESPONSE	PUNCH	YEAR														
		<u>1972-82</u>	<u>1982B</u>	<u>1983-87</u>	<u>1987B</u>	<u>1988-91</u>	<u>1993-98</u>	<u>2000</u>	<u>2002</u>	<u>2004</u>	<u>2006</u>	<u>2008</u>	<u>2010</u>	<u>2012</u>	<u>2014</u>	<u>ALL</u>
United Presbyterian Church in the U.S.A	41	0	0	0	0	0	2	0	0	0	0	0	0	0	0	2
Other Presbyterian Churches	42	0	0	0	0	0	0	0	0	0	0	0	0	0	0	0
Presbyterian, merged	43	0	0	0	0	0	2	0	0	0	0	0	0	0	0	2
Presbyterian, Don't know which	48	0	0	0	0	0	1	0	0	0	0	0	0	0	0	1
EPISCOPAL CHURCH	50	0	0	0	0	0	9	0	0	0	0	0	0	0	0	9
Other (SPECIFY)	60	0	0	0	0	0	14	0	0	0	0	0	0	0	0	14
No denomination given or non-denominational church	70	0	0	0	0	0	34	0	0	0	0	0	0	0	0	34
Don't know	98	0	0	0	0	0	3	0	0	0	0	0	0	0	0	3
No answer	99	0	0	0	0	0	83	0	0	0	0	0	0	0	0	83
Not applicable (punches 2-13 in FRNDREL, often including 5 and sometimes 11)	IAP	13626	354	7542	353	5907	10127	2817	2765	2812	4510	2023	2044	1974	2538	59392

384. Punches 60 on FRNDDEN1, FRNDDEN2, FRNDDEN3, FRNDDEN4 and FRNDDEN5 are recorded into FRNDOTH1, FRNDOTH2, FRNDOTH3, FRNDOTH4, and FRNDOTH5. For codes and distributions, see Appendix K: Protestant Denominations.

1. Detailed Denomination of First Person [FRNDOTH1]
2. Detailed Denomination of Second Person [FRNDOTH2]
3. Detailed Denomination of Third Person [FRNDOTH3]
4. Detailed Denomination of Fourth Person [FRNDOTH4]
5. Detailed Denomination of Fifth Person [FRNDOTH5]

385. Fundamentalism/Liberalism of Friend's Religion

1. First Person's Fundamentalism/Liberalism

[VAR: FRNDFND1]

RESPONSE	PUNCH	YEAR														
		<u>1972-82</u>	<u>1982B</u>	<u>1983-87</u>	<u>1987B</u>	<u>1988-91</u>	<u>1993-98</u>	<u>2000</u>	<u>2002</u>	<u>2004</u>	<u>2006</u>	<u>2008</u>	<u>2010</u>	<u>2012</u>	<u>2014</u>	<u>ALL</u>
Fundamentalist	1	0	0	0	0	316	168	0	0	0	0	0	0	0	0	484
Moderate	2	0	0	0	0	472	322	0	0	0	0	0	0	0	0	794
Liberal	3	0	0	0	0	286	205	0	0	0	0	0	0	0	0	491
No answer, Excluded	9	0	0	0	0	368	683	0	0	0	0	0	0	0	0	1051
Not applicable	IAP	13626	354	7542	353	4465	8956	2817	2765	2812	4510	2023	2044	1974	2538	56779

2. Second Person's Fundamentalism/Liberalism

[VAR: FRNDFND2]

<u>RESPONSE</u>	<u>PUNCH</u>	<u>YEAR</u>														
		<u>1972-82</u>	<u>1982B</u>	<u>1983-87</u>	<u>1987B</u>	<u>1988-91</u>	<u>1993-98</u>	<u>2000</u>	<u>2002</u>	<u>2004</u>	<u>2006</u>	<u>2008</u>	<u>2010</u>	<u>2012</u>	<u>2014</u>	<u>ALL</u>
Fundamentalist	1	0	0	0	0	261	120	0	0	0	0	0	0	0	0	381
Moderate	2	0	0	0	0	448	316	0	0	0	0	0	0	0	0	764
Liberal	3	0	0	0	0	262	160	0	0	0	0	0	0	0	0	422
No answer, Excluded	9	0	0	0	0	350	615	0	0	0	0	0	0	0	0	965
Not applicable (No 2nd friend)	IAP	13626	354	7542	353	4586	9123	2817	2765	2812	4510	2023	2044	1974	2538	57067

3. Third Person's Fundamentalism/Liberalism

[VAR: FRNDFND3]

<u>RESPONSE</u>	<u>PUNCH</u>	<u>YEAR</u>														
		<u>1972-82</u>	<u>1982B</u>	<u>1983-87</u>	<u>1987B</u>	<u>1988-91</u>	<u>1993-98</u>	<u>2000</u>	<u>2002</u>	<u>2004</u>	<u>2006</u>	<u>2008</u>	<u>2010</u>	<u>2012</u>	<u>2014</u>	<u>ALL</u>
Fundamentalist	1	0	0	0	0	259	105	0	0	0	0	0	0	0	0	364
Moderate	2	0	0	0	0	349	224	0	0	0	0	0	0	0	0	573
Liberal	3	0	0	0	0	230	142	0	0	0	0	0	0	0	0	372
No answer, Excluded	9	0	0	0	0	307	508	0	0	0	0	0	0	0	0	815
Not applicable (No 3rd friend)	IAP	13626	354	7542	353	4762	9355	2817	2765	2812	4510	2023	2044	1974	2538	57475

4. Fourth Person's Fundamentalism/Liberalism

[VAR: FRNDFND4]

<u>RESPONSE</u>	<u>PUNCH</u>	<u>YEAR</u>														
		<u>1972-82</u>	<u>1982B</u>	<u>1983-87</u>	<u>1987B</u>	<u>1988-91</u>	<u>1993-98</u>	<u>2000</u>	<u>2002</u>	<u>2004</u>	<u>2006</u>	<u>2008</u>	<u>2010</u>	<u>2012</u>	<u>2014</u>	<u>ALL</u>
Fundamentalist	1	0	0	0	0	0	78	0	0	0	0	0	0	0	0	78
Moderate	2	0	0	0	0	0	190	0	0	0	0	0	0	0	0	190
Liberal	3	0	0	0	0	0	98	0	0	0	0	0	0	0	0	98
No answer, Excluded	9	0	0	0	0	0	420	0	0	0	0	0	0	0	0	420
Not applicable (No 4th friend)	IAP	13626	354	7542	353	5907	9548	2817	2765	2812	4510	2023	2044	1974	2538	58813

5. Fifth Person's Fundamentalism/Liberalism

[VAR: FRNDFND5]

<u>RESPONSE</u>	<u>PUNCH</u>	<u>YEAR</u>														
		<u>1972-82</u>	<u>1982B</u>	<u>1983-87</u>	<u>1987B</u>	<u>1988-91</u>	<u>1993-98</u>	<u>2000</u>	<u>2002</u>	<u>2004</u>	<u>2006</u>	<u>2008</u>	<u>2010</u>	<u>2012</u>	<u>2014</u>	<u>ALL</u>
Fundamentalist	1	0	0	0	0	0	49	0	0	0	0	0	0	0	0	49
Moderate	2	0	0	0	0	0	152	0	0	0	0	0	0	0	0	152
Liberal	3	0	0	0	0	0	81	0	0	0	0	0	0	0	0	81
No answer	9	0	0	0	0	0	337	0	0	0	0	0	0	0	0	337
Not applicable (No 5th friend)	IAP	13626	354	7542	353	5907	9715	2817	2765	2812	4510	2023	2044	1974	2538	58980

REMARKS: See Appendix T, GSS Methodological Report No.42.

386. Is (NAME) Asian, Black, Hispanic, White or something else?

1. Race of First Friend

[VAR: FRNDRAC1]

<u>RESPONSE</u>	<u>PUNCH</u>	<u>YEAR</u>														
		<u>1972-82</u>	<u>1982B</u>	<u>1983-87</u>	<u>1987B</u>	<u>1988-91</u>	<u>1993-98</u>	<u>2000</u>	<u>2002</u>	<u>2004</u>	<u>2006</u>	<u>2008</u>	<u>2010</u>	<u>2012</u>	<u>2014</u>	<u>ALL</u>
Asian	1	0	0	0	0	0	37	0	0	0	0	0	0	0	0	37
Black	2	0	0	0	0	0	172	0	0	0	0	0	0	0	0	172
Hispanic	3	0	0	0	0	0	89	0	0	0	0	0	0	0	0	89
White	4	0	0	0	0	0	979	0	0	0	0	0	0	0	0	979
Other	5	0	0	0	0	0	23	0	0	0	0	0	0	0	0	23
No answer	9	0	0	0	0	0	77	0	0	0	0	0	0	0	0	77
Not applicable (no friends)	IAP	13626	354	7542	353	5907	8956	2817	2765	2812	4510	2023	2044	1974	2538	58221

2. Race of Second Friend

[VAR: FRNDRAC2]

<u>RESPONSE</u>	<u>PUNCH</u>	<u>YEAR</u>														
		<u>1972-82</u>	<u>1982B</u>	<u>1983-87</u>	<u>1987B</u>	<u>1988-91</u>	<u>1993-98</u>	<u>2000</u>	<u>2002</u>	<u>2004</u>	<u>2006</u>	<u>2008</u>	<u>2010</u>	<u>2012</u>	<u>2014</u>	<u>ALL</u>
Asian	1	0	0	0	0	0	33	0	0	0	0	0	0	0	0	33
Black	2	0	0	0	0	0	130	0	0	0	0	0	0	0	0	130
Hispanic	3	0	0	0	0	0	63	0	0	0	0	0	0	0	0	63
White	4	0	0	0	0	0	891	0	0	0	0	0	0	0	0	891
Other	5	0	0	0	0	0	22	0	0	0	0	0	0	0	0	22
No answer	9	0	0	0	0	0	72	0	0	0	0	0	0	0	0	72
Not applicable (no 2nd friend)	IAP	13626	354	7542	353	5907	9123	2817	2765	2812	4510	2023	2044	1974	2538	58388

3. Race of Third Friend

[VAR: FRNDRAC3]

<u>RESPONSE</u>	<u>PUNCH</u>	<u>YEAR</u>														
		<u>1972-82</u>	<u>1982B</u>	<u>1983-87</u>	<u>1987B</u>	<u>1988-91</u>	<u>1993-98</u>	<u>2000</u>	<u>2002</u>	<u>2004</u>	<u>2006</u>	<u>2008</u>	<u>2010</u>	<u>2012</u>	<u>2014</u>	<u>ALL</u>
Asian	1	0	0	0	0	0	21	0	0	0	0	0	0	0	0	21
Black	2	0	0	0	0	0	104	0	0	0	0	0	0	0	0	104
Hispanic	3	0	0	0	0	0	46	0	0	0	0	0	0	0	0	46
White	4	0	0	0	0	0	723	0	0	0	0	0	0	0	0	723
Other	5	0	0	0	0	0	16	0	0	0	0	0	0	0	0	16
No answer	9	0	0	0	0	0	68	0	0	0	0	0	0	0	0	68
Not applicable (no 3rd friend)	IAP	13626	354	7542	353	5907	9355	2817	2765	2812	4510	2023	2044	1974	2538	58620

4. Race of Fourth Friend

[VAR: FRNDRAC4]

<u>RESPONSE</u>	<u>PUNCH</u>	<u>YEAR</u>														
		<u>1972-82</u>	<u>1982B</u>	<u>1983-87</u>	<u>1987B</u>	<u>1988-91</u>	<u>1993-98</u>	<u>2000</u>	<u>2002</u>	<u>2004</u>	<u>2006</u>	<u>2008</u>	<u>2010</u>	<u>2012</u>	<u>2014</u>	<u>ALL</u>
Asian	1	0	0	0	0	0	23	0	0	0	0	0	0	0	0	23
Black	2	0	0	0	0	0	82	0	0	0	0	0	0	0	0	82
Hispanic	3	0	0	0	0	0	36	0	0	0	0	0	0	0	0	36
White	4	0	0	0	0	0	569	0	0	0	0	0	0	0	0	569
Other	5	0	0	0	0	0	10	0	0	0	0	0	0	0	0	10
No answer	9	0	0	0	0	0	66	0	0	0	0	0	0	0	0	66
Not applicable (no 4th friend)	IAP	13626	354	7542	353	5907	9548	2817	2765	2812	4510	2023	2044	1974	2538	58813

5. Race of Fifth Friend

[VAR: FRNDRAC5]

<u>RESPONSE</u>	<u>PUNCH</u>	<u>YEAR</u>														
		<u>1972-82</u>	<u>1982B</u>	<u>1983-87</u>	<u>1987B</u>	<u>1988-91</u>	<u>1993-98</u>	<u>2000</u>	<u>2002</u>	<u>2004</u>	<u>2006</u>	<u>2008</u>	<u>2010</u>	<u>2012</u>	<u>2014</u>	<u>ALL</u>
Asian	1	0	0	0	0	0	14	0	0	0	0	0	0	0	0	14
Black	2	0	0	0	0	0	49	0	0	0	0	0	0	0	0	49
Hispanic	3	0	0	0	0	0	34	0	0	0	0	0	0	0	0	34
White	4	0	0	0	0	0	453	0	0	0	0	0	0	0	0	453
Other	5	0	0	0	0	0	6	0	0	0	0	0	0	0	0	6
No answer	9	0	0	0	0	0	64	0	0	0	0	0	0	0	0	64
Not applicable (no 5th friend)	IAP	13626	354	7542	353	5907	9714	2817	2765	2812	4510	2023	2044	1974	2538	58979

387. A. Do you have any good friends that you feel close to?

[VAR: FRIENDS]

<u>RESPONSE</u>	<u>PUNCH</u>	<u>YEAR</u>														
		<u>1972-82</u>	<u>1982B</u>	<u>1983-87</u>	<u>1987B</u>	<u>1988-91</u>	<u>1993-98</u>	<u>2000</u>	<u>2002</u>	<u>2004</u>	<u>2006</u>	<u>2008</u>	<u>2010</u>	<u>2012</u>	<u>2014</u>	<u>ALL</u>
Yes (ASK NUMBFRD/ BWFRIEND)	1	0	0	0	0	0	851	0	0	0	0	0	0	0	0	851
No (GO TO GODSELLS)	2	0	0	0	0	0	83	0	0	0	0	0	0	0	0	83
Don't know	8	0	0	0	0	0	1	0	0	0	0	0	0	0	0	1
No answer	9	0	0	0	0	0	5	0	0	0	0	0	0	0	0	5
Not applicable	IAP	13626	354	7542	353	5907	9394	2817	2765	2812	4510	2023	2044	1974	2538	58659

B. About how many good friends do you have?

[VAR: NUMFRIEND]

<u>RESPONSE</u>	<u>PUNCH</u>	<u>YEAR</u>														
		<u>1972-82</u>	<u>1982B</u>	<u>1983-87</u>	<u>1987B</u>	<u>1988-91</u>	<u>1993-98</u>	<u>2000</u>	<u>2002</u>	<u>2004</u>	<u>2006</u>	<u>2008</u>	<u>2010</u>	<u>2012</u>	<u>2014</u>	<u>ALL</u>
1	1	0	0	0	0	0	51	0	0	0	0	0	0	0	0	51
2	2	0	0	0	0	0	136	0	0	0	0	0	0	0	0	136
3	3	0	0	0	0	0	132	0	0	0	0	0	0	0	0	132
4	4	0	0	0	0	0	119	0	0	0	0	0	0	0	0	119
5-9	5-9	0	0	0	0	0	205	0	0	0	0	0	0	0	0	205
10-29	10-29	0	0	0	0	0	160	0	0	0	0	0	0	0	0	160
30 or more	30+	0	0	0	0	0	37	0	0	0	0	0	0	0	0	37
Don't know	8	0	0	0	0	0	9	0	0	0	0	0	0	0	0	9
No answer	9	0	0	0	0	0	7	0	0	0	0	0	0	0	0	7
Not applicable (no friends)	IAP	13626	354	7542	353	5907	9478	2817	2765	2812	4510	2023	2044	1974	2538	58743

REMARKS: The response categories have been collapsed for convenience of display.

388. How many of your good friends are White/Black?

[VAR: NUMBWFRD]

<u>RESPONSE</u>	<u>PUNCH</u>	<u>YEAR</u>														
		<u>1972-82</u>	<u>1982B</u>	<u>1983-87</u>	<u>1987B</u>	<u>1988-91</u>	<u>1993-98</u>	<u>2000</u>	<u>2002</u>	<u>2004</u>	<u>2006</u>	<u>2008</u>	<u>2010</u>	<u>2012</u>	<u>2014</u>	<u>ALL</u>
0	0	0	0	0	0	0	580	0	0	0	0	0	0	0	0	580
1	1	0	0	0	0	0	117	0	0	0	0	0	0	0	0	117
2	2	0	0	0	0	0	62	0	0	0	0	0	0	0	0	62
3	3	0	0	0	0	0	26	0	0	0	0	0	0	0	0	26
4	4	0	0	0	0	0	12	0	0	0	0	0	0	0	0	12
5 - 9	5-9	0	0	0	0	0	19	0	0	0	0	0	0	0	0	19
10 or more	10+	0	0	0	0	0	19	0	0	0	0	0	0	0	0	19
Don't know	98	0	0	0	0	0	9	0	0	0	0	0	0	0	0	9
No answer	99	0	0	0	0	0	7	0	0	0	0	0	0	0	0	7
Not applicable	IAP	13626	354	7542	353	5907	9478	2817	2765	2812	4510	2023	2044	1974	2538	58743

REMARKS: The response categories have been collapsed for convenience of display.

389. Are any of your good friends that you feel close to Black/White?

[VAR: BWFRIEND]

<u>RESPONSE</u>	<u>PUNCH</u>	<u>YEAR</u>														
		<u>1972-82</u>	<u>1982B</u>	<u>1983-87</u>	<u>1987B</u>	<u>1988-91</u>	<u>1993-98</u>	<u>2000</u>	<u>2002</u>	<u>2004</u>	<u>2006</u>	<u>2008</u>	<u>2010</u>	<u>2012</u>	<u>2014</u>	<u>ALL</u>
Yes	1	0	0	0	0	0	204	0	0	0	0	0	0	0	0	204
No	2	0	0	0	0	0	241	0	0	0	0	0	0	0	0	241
No answer	9	0	0	0	0	0	2	0	0	0	0	0	0	0	0	2
Not applicable (no friends)	IAP	13626	354	7542	353	5907	9887	2817	2765	2812	4510	2023	2044	1974	2538	59152

390. Do you strongly approve of, somewhat approve of, neither approve of nor oppose, somewhat oppose, or strongly oppose the following public expressions of religion:

A. The use of religious "images" in public advertising to sell non-religious commercial products?

[VAR: GODSELLS]

<u>RESPONSE</u>	<u>PUNCH</u>	<u>YEAR</u>														
		<u>1972-82</u>	<u>1982B</u>	<u>1983-87</u>	<u>1987B</u>	<u>1988-91</u>	<u>1993-98</u>	<u>2000</u>	<u>2002</u>	<u>2004</u>	<u>2006</u>	<u>2008</u>	<u>2010</u>	<u>2012</u>	<u>2014</u>	<u>ALL</u>
Strongly approve	1	0	0	0	0	0	35	0	0	0	0	0	0	0	0	35
Somewhat approve	2	0	0	0	0	0	79	0	0	0	0	0	0	0	0	79
Neither approve nor oppose	3	0	0	0	0	0	320	0	0	0	0	0	0	0	0	320
Somewhat oppose	4	0	0	0	0	0	314	0	0	0	0	0	0	0	0	314
Strongly oppose	5	0	0	0	0	0	619	0	0	0	0	0	0	0	0	619
Don't know	8	0	0	0	0	0	68	0	0	0	0	0	0	0	0	68
No Answer	9	0	0	0	0	0	10	0	0	0	0	0	0	0	0	10
Not applicable	IAP	13626	354	7542	353	5907	8889	2817	2765	2812	4510	2023	2044	1974	2538	58154

B. Pro-athletes giving thanks to God during sports events?

[VAR: GODSPORT]

<u>RESPONSE</u>	<u>PUNCH</u>	<u>YEAR</u>														
		<u>1972-82</u>	<u>1982B</u>	<u>1983-87</u>	<u>1987B</u>	<u>1988-91</u>	<u>1993-98</u>	<u>2000</u>	<u>2002</u>	<u>2004</u>	<u>2006</u>	<u>2008</u>	<u>2010</u>	<u>2012</u>	<u>2014</u>	<u>ALL</u>
Strongly approve	1	0	0	0	0	0	509	0	0	0	0	0	0	0	0	509
Somewhat approve	2	0	0	0	0	0	355	0	0	0	0	0	0	0	0	355
Neither approve nor oppose	3	0	0	0	0	0	358	0	0	0	0	0	0	0	0	358
Somewhat oppose	4	0	0	0	0	0	90	0	0	0	0	0	0	0	0	90
Strongly oppose	5	0	0	0	0	0	77	0	0	0	0	0	0	0	0	77
Don't know	8	0	0	0	0	0	43	0	0	0	0	0	0	0	0	43
No Answer	9	0	0	0	0	0	13	0	0	0	0	0	0	0	0	13
Not applicable	IAP	13626	354	7542	353	5907	8889	2817	2765	2812	4510	2023	2044	1974	2538	58154

391. During the last year, approximately how much money did you and the other family members in your household contribute to each of the following:

A. To your local congregation?

[VAR: GIVECONG]

<u>RESPONSE</u>	<u>PUNCH</u>	<u>YEAR</u>														
		<u>1972-82</u>	<u>1982B</u>	<u>1983-87</u>	<u>1987B</u>	<u>1988-91</u>	<u>1993-98</u>	<u>2000</u>	<u>2002</u>	<u>2004</u>	<u>2006</u>	<u>2008</u>	<u>2010</u>	<u>2012</u>	<u>2014</u>	<u>ALL</u>
0	0	0	0	0	0	0	569	0	0	0	0	0	0	0	0	569
\$1-\$999	1-999	0	0	0	0	0	471	0	0	0	0	0	0	0	0	471
\$1,000-\$4,999	1000-4999	0	0	0	0	0	172	0	0	0	0	0	0	0	0	172
\$5,000-\$9,999	5000-9999	0	0	0	0	0	25	0	0	0	0	0	0	0	0	25
\$10,000-\$60,000	10000-60000	0	0	0	0	0	22	0	0	0	0	0	0	0	0	22
Refused	99997	0	0	0	0	0	11	0	0	0	0	0	0	0	0	11
Don't know	99998	0	0	0	0	0	88	0	0	0	0	0	0	0	0	88
No answer	99999	0	0	0	0	0	87	0	0	0	0	0	0	0	0	87
Not applicable	IAP	13626	354	7542	353	5907	8889	2817	2765	2812	4510	2023	2044	1974	2538	58154

B. To other religious organizations, programs, or causes?

[VAR: GIVEREL]

<u>RESPONSE</u>	<u>PUNCH</u>	<u>YEAR</u>														
		<u>1972-82</u>	<u>1982B</u>	<u>1983-87</u>	<u>1987B</u>	<u>1988-91</u>	<u>1993-98</u>	<u>2000</u>	<u>2002</u>	<u>2004</u>	<u>2006</u>	<u>2008</u>	<u>2010</u>	<u>2012</u>	<u>2014</u>	<u>ALL</u>
0	0	0	0	0	0	0	948	0	0	0	0	0	0	0	0	948
\$1-\$999	1-999	0	0	0	0	0	297	0	0	0	0	0	0	0	0	297
\$1,000-\$4,999	1000-4999	0	0	0	0	0	31	0	0	0	0	0	0	0	0	31
\$5,000-\$9,999	5000-9999	0	0	0	0	0	0	0	0	0	0	0	0	0	0	0
\$10,000-\$99,995	10000-99995	0	0	0	0	0	8	0	0	0	0	0	0	0	0	8
Over \$99,995	99996	0	0	0	0	0	0	0	0	0	0	0	0	0	0	0
Refused	99997	0	0	0	0	0	2	0	0	0	0	0	0	0	0	2
Don't know	99998	0	0	0	0	0	66	0	0	0	0	0	0	0	0	66
No answer	99999	0	0	0	0	0	93	0	0	0	0	0	0	0	0	93
Not applicable	IAP	13626	354	7542	353	5907	8889	2817	2765	2812	4510	2023	2044	1974	2538	58154

C. To non-religious charities, organizations, or causes?

[VAR: GIVEOTH]

<u>RESPONSE</u>	<u>PUNCH</u>	<u>YEAR</u>														
		<u>1972-82</u>	<u>1982B</u>	<u>1983-87</u>	<u>1987B</u>	<u>1988-91</u>	<u>1993-98</u>	<u>2000</u>	<u>2002</u>	<u>2004</u>	<u>2006</u>	<u>2008</u>	<u>2010</u>	<u>2012</u>	<u>2014</u>	<u>ALL</u>
0	0	0	0	0	0	0	567	0	0	0	0	0	0	0	0	567
\$1-\$999	1-999	0	0	0	0	0	638	0	0	0	0	0	0	0	0	638
\$1,000-\$4,999	1000-4999	0	0	0	0	0	59	0	0	0	0	0	0	0	0	59
\$5,000-\$9,999	5000-9999	0	0	0	0	0	7	0	0	0	0	0	0	0	0	7
\$10,000-\$99,995	10000-99995	0	0	0	0	0	0	0	0	0	0	0	0	0	0	0
Over \$99,995	99996	0	0	0	0	0	13	0	0	0	0	0	0	0	0	13
Refused	99997	0	0	0	0	0	4	0	0	0	0	0	0	0	0	4
Don't know	99998	0	0	0	0	0	68	0	0	0	0	0	0	0	0	68
No answer	99999	0	0	0	0	0	89	0	0	0	0	0	0	0	0	89
Not applicable	IAP	13626	354	7542	353	5907	8889	2817	2765	2812	4510	2023	2044	1974	2538	58154

D. Were any of your contributions to organizations involved in the arts, culture, or the humanities?

[VAR: GIVEARTS]

<u>RESPONSE</u>	<u>PUNCH</u>	<u>YEAR</u>														
		<u>1972-82</u>	<u>1982B</u>	<u>1983-87</u>	<u>1987B</u>	<u>1988-91</u>	<u>1993-98</u>	<u>2000</u>	<u>2002</u>	<u>2004</u>	<u>2006</u>	<u>2008</u>	<u>2010</u>	<u>2012</u>	<u>2014</u>	<u>ALL</u>
Yes	1	0	0	0	0	0	307	0	0	0	0	0	0	0	0	307
No	2	0	0	0	0	0	405	0	0	0	0	0	0	0	0	405
Don't know	8	0	0	0	0	0	3	0	0	0	0	0	0	0	0	3
No answer	9	0	0	0	0	0	95	0	0	0	0	0	0	0	0	95
Not applicable	IAP	13626	354	7542	353	5907	9524	2817	2765	2812	4510	2023	2044	1974	2538	58789

REMARKS: The reponse categories for A,B, and C have been collapsed for convenience of display.

392. A. In the past month, about how many hours have you spent doing religious activities in your home (such as time spent praying, meditating, reading religious books, listening to religious broadcasts, etc.)?

[VAR: RELHRS1]

<u>RESPONSE</u>	<u>PUNCH</u>	<u>YEAR</u>														
		<u>1972-82</u>	<u>1982B</u>	<u>1983-87</u>	<u>1987B</u>	<u>1988-91</u>	<u>1993-98</u>	<u>2000</u>	<u>2002</u>	<u>2004</u>	<u>2006</u>	<u>2008</u>	<u>2010</u>	<u>2012</u>	<u>2014</u>	<u>ALL</u>
0	0	0	0	0	0	0	505	0	0	0	0	0	0	0	0	505
1-9	1-9	0	0	0	0	0	540	0	0	0	0	0	0	0	0	540
10-19	10-19	0	0	0	0	0	147	0	0	0	0	0	0	0	0	147
20-39	20-39	0	0	0	0	0	143	0	0	0	0	0	0	0	0	143
40 or more	40-997	0	0	0	0	0	65	0	0	0	0	0	0	0	0	65
Don't know	998	0	0	0	0	0	18	0	0	0	0	0	0	0	0	18
No answer	999	0	0	0	0	0	27	0	0	0	0	0	0	0	0	27
Not applicable	IAP	13626	354	7542	353	5907	8889	2817	2765	2812	4510	2023	2044	1974	2538	58154

- B. In the past month, about how many hours have you spent doing religious services activities outside your home (such as attending religious services, prayer groups, Bible studies, fellowship meetings, church leadership meetings, etc.)?

[VAR: RELHRS2]

<u>RESPONSE</u>	<u>PUNCH</u>	<u>YEAR</u>														
		<u>1972-82</u>	<u>1982B</u>	<u>1983-87</u>	<u>1987B</u>	<u>1988-91</u>	<u>1993-98</u>	<u>2000</u>	<u>2002</u>	<u>2004</u>	<u>2006</u>	<u>2008</u>	<u>2010</u>	<u>2012</u>	<u>2014</u>	<u>ALL</u>
0	0	0	0	0	0	0	749	0	0	0	0	0	0	0	0	749
1-9	1-9	0	0	0	0	0	392	0	0	0	0	0	0	0	0	392
10-19	10-19	0	0	0	0	0	149	0	0	0	0	0	0	0	0	149
20-39	20-39	0	0	0	0	0	82	0	0	0	0	0	0	0	0	82
40 or more	40-997	0	0	0	0	0	42	0	0	0	0	0	0	0	0	42
Don't know	998	0	0	0	0	0	5	0	0	0	0	0	0	0	0	5
No answer	999	0	0	0	0	0	26	0	0	0	0	0	0	0	0	26
Not applicable	IAP	13626	354	7542	353	5907	8889	2817	2765	2812	4510	2023	2044	1974	2538	58154

REMARKS: RELHRS1 and RELHRS2 are coded in three digits. The collapsed numbers above are for convenience of display only.

393. About how many members does this congregation have?

[VAR: NUMCONG]

<u>RESPONSE</u>	<u>PUNCH</u>	<u>YEAR</u>														
		<u>1972-82</u>	<u>1982B</u>	<u>1983-87</u>	<u>1987B</u>	<u>1988-91</u>	<u>1993-98</u>	<u>2000</u>	<u>2002</u>	<u>2004</u>	<u>2006</u>	<u>2008</u>	<u>2010</u>	<u>2012</u>	<u>2014</u>	<u>ALL</u>
1-99	1-99	0	0	0	0	0	112	187	0	0	270	0	0	191	0	760
100-199	100-199	0	0	0	0	0	108	247	0	0	246	0	0	156	0	757
200-499	200-499	0	0	0	0	0	216	551	0	0	444	0	0	213	0	1424
500-999	500-999	0	0	0	0	0	103	233	0	0	238	0	0	124	0	698
1000-9995	1000-9995	0	0	0	0	0	137	284	0	0	357	0	0	227	0	1005
9996 or more	9996	0	0	0	0	0	13	15	0	0	26	0	0	19	0	73
Don't know	9998	0	0	0	0	0	115	70	0	0	411	0	0	308	0	904
No answer	9999	0	0	0	0	0	201	378	0	0	105	0	0	129	0	813
Not applicable	IAP	13626	354	7542	353	5907	9329	852	2765	2812	2413	2023	2044	607	2538	53165

REMARKS: NUMCONG is coded in four digits. The collapsed numbers above are for convenience of display only.

394. Do you have any children older than 5?

[VAR: KID5UP]

<u>RESPONSE</u>	<u>PUNCH</u>	<u>YEAR</u>														
		<u>1972-82</u>	<u>1982B</u>	<u>1983-87</u>	<u>1987B</u>	<u>1988-91</u>	<u>1993-98</u>	<u>2000</u>	<u>2002</u>	<u>2004</u>	<u>2006</u>	<u>2008</u>	<u>2010</u>	<u>2012</u>	<u>2014</u>	<u>ALL</u>
Yes (ASK PUBSCH)	1	0	0	0	0	0	870	1721	0	0	0	0	0	0	0	2591
No (GO TO SHOPREL)	2	0	0	0	0	0	553	1093	0	0	0	0	0	0	0	1646
No answer	9	0	0	0	0	0	22	3	0	0	0	0	0	0	0	25
Not applicable	IAP	13626	354	7542	353	5907	8889	0	2765	2812	4510	2023	2044	1974	2538	55337

395. Do/did all of your children attend public school for all of their elementary and high school education?

[VAR: PUBSCH]

<u>RESPONSE</u>	<u>PUNCH</u>	<u>YEAR</u>														
		<u>1972-82</u>	<u>1982B</u>	<u>1983-87</u>	<u>1987B</u>	<u>1988-91</u>	<u>1993-98</u>	<u>2000</u>	<u>2002</u>	<u>2004</u>	<u>2006</u>	<u>2008</u>	<u>2010</u>	<u>2012</u>	<u>2014</u>	<u>ALL</u>
Yes	1	0	0	0	0	0	694	1445	0	0	0	0	0	0	0	2139
No	2	0	0	0	0	0	161	258	0	0	0	0	0	0	0	419
Don't Know	8	0	0	0	0	0	0	2	0	0	0	0	0	0	0	2
No answer	9	0	0	0	0	0	37	19	0	0	0	0	0	0	0	56
Not applicable	IAP	13626	354	7542	353	5907	9442	1093	2765	2812	4510	2023	2044	1974	2538	56983

ASK A IF NO TO PUBSCH

A. Which types of school do/did your children attend?

1. Home schooling

[VAR: HOMESCH]

<u>RESPONSE</u>	<u>PUNCH</u>	<u>YEAR</u>														
		<u>1972-82</u>	<u>1982B</u>	<u>1983-87</u>	<u>1987B</u>	<u>1988-91</u>	<u>1993-98</u>	<u>2000</u>	<u>2002</u>	<u>2004</u>	<u>2006</u>	<u>2008</u>	<u>2010</u>	<u>2012</u>	<u>2014</u>	<u>ALL</u>
Yes	1	0	0	0	0	0	38	23	0	0	0	0	0	0	0	61
No	2	0	0	0	0	0	117	226	0	0	0	0	0	0	0	343
No answer	9	0	0	0	0	0	43	28	0	0	0	0	0	0	0	71
Not applicable	IAP	13626	354	7542	353	5907	10136	2540	2765	2812	4510	2023	2044	1974	2538	59124

2. Catholic school

[VAR: CATHSCH]

<u>RESPONSE</u>	<u>PUNCH</u>	<u>YEAR</u>														
		<u>1972-82</u>	<u>1982B</u>	<u>1983-87</u>	<u>1987B</u>	<u>1988-91</u>	<u>1993-98</u>	<u>2000</u>	<u>2002</u>	<u>2004</u>	<u>2006</u>	<u>2008</u>	<u>2010</u>	<u>2012</u>	<u>2014</u>	<u>ALL</u>
Yes	1	0	0	0	0	0	69	115	0	0	0	0	0	0	0	184
No	2	0	0	0	0	0	86	134	0	0	0	0	0	0	0	220
No answer	9	0	0	0	0	0	43	28	0	0	0	0	0	0	0	71
Not applicable	IAP	13626	354	7542	353	5907	10136	2540	2765	2812	4510	2023	2044	1974	2538	59124

3. Christian school (not Catholic)

[VAR: CHRISCH]

<u>RESPONSE</u>	<u>PUNCH</u>	<u>YEAR</u>														
		<u>1972-82</u>	<u>1982B</u>	<u>1983-87</u>	<u>1987B</u>	<u>1988-91</u>	<u>1993-98</u>	<u>2000</u>	<u>2002</u>	<u>2004</u>	<u>2006</u>	<u>2008</u>	<u>2010</u>	<u>2012</u>	<u>2014</u>	<u>ALL</u>
Yes	1	0	0	0	0	0	36	50	0	0	0	0	0	0	0	86
No	2	0	0	0	0	0	119	199	0	0	0	0	0	0	0	318
No answer	9	0	0	0	0	0	43	28	0	0	0	0	0	0	0	71
Not applicable	IAP	13626	354	7542	353	5907	10136	2540	2765	2812	4510	2023	2044	1974	2538	59124

[IF CHRISCH IS YES (CHILDREN ATTENDED CHRISTIAN SCHOOL)]

What denomination or church was/is this school affiliated with? [RECORD VERBATIM]

[VAR: DENOMSCH]

RESPONSE	PUNCH	YEAR														
		<u>1972-82</u>	<u>1982B</u>	<u>1983-87</u>	<u>1987B</u>	<u>1988-91</u>	<u>1993-98</u>	<u>2000</u>	<u>2002</u>	<u>2004</u>	<u>2006</u>	<u>2008</u>	<u>2010</u>	<u>2012</u>	<u>2014</u>	<u>ALL</u>
Baptist	1	0	0	0	0	0	0	13	0	0	0	0	0	0	0	13
Christian Reform	2	0	0	0	0	0	0	1	0	0	0	0	0	0	0	1
Christian Science	3	0	0	0	0	0	0	1	0	0	0	0	0	0	0	1
Episcopal	4	0	0	0	0	0	0	2	0	0	0	0	0	0	0	2
Inter Denominational	5	0	0	0	0	0	0	0	0	0	0	0	0	0	0	0
Lutheran	6	0	0	0	0	0	0	6	0	0	0	0	0	0	0	6
Missouri Synod Lutheran	7	0	0	0	0	0	0	1	0	0	0	0	0	0	0	1
Non-Denominational	8	0	0	0	0	0	0	3	0	0	0	0	0	0	0	3
Southern Baptist	9	0	0	0	0	0	0	1	0	0	0	0	0	0	0	1
Seventh Day Adventist	10	0	0	0	0	0	0	1	0	0	0	0	0	0	0	1
Valley Christian	11	0	0	0	0	0	0	1	0	0	0	0	0	0	0	1
Congregational	12	0	0	0	0	0	0	0	0	0	0	0	0	0	0	0
Mormon	13	0	0	0	0	0	0	0	0	0	0	0	0	0	0	0
Don't know	98	0	0	0	0	0	0	4	0	0	0	0	0	0	0	4
No answer	99	0	0	0	0	0	0	44	0	0	0	0	0	0	0	44
Not applicable	IAP	13626	354	7542	353	5907	10334	2739	2765	2812	4510	2023	2044	1974	2538	59521

4. Other church-affiliated school (not Christian)

[VAR: RELSCH]

RESPONSE	PUNCH	YEAR														
		<u>1972-82</u>	<u>1982B</u>	<u>1983-87</u>	<u>1987B</u>	<u>1988-91</u>	<u>1993-98</u>	<u>2000</u>	<u>2002</u>	<u>2004</u>	<u>2006</u>	<u>2008</u>	<u>2010</u>	<u>2012</u>	<u>2014</u>	<u>ALL</u>
Yes	1	0	0	0	0	0	4	8	0	0	0	0	0	0	0	12
No	2	0	0	0	0	0	151	241	0	0	0	0	0	0	0	392
No answer	9	0	0	0	0	0	43	28	0	0	0	0	0	0	0	71
Not applicable	IAP	13626	354	7542	353	5907	10136	2540	2765	2812	4510	2023	2044	1974	2538	59124

5. Private non-religious school

[VAR: PRIVSCH]

RESPONSE	PUNCH	YEAR														
		<u>1972-82</u>	<u>1982B</u>	<u>1983-87</u>	<u>1987B</u>	<u>1988-91</u>	<u>1993-98</u>	<u>2000</u>	<u>2002</u>	<u>2004</u>	<u>2006</u>	<u>2008</u>	<u>2010</u>	<u>2012</u>	<u>2014</u>	<u>ALL</u>
Yes	1	0	0	0	0	0	26	47	0	0	0	0	0	0	0	73
No	2	0	0	0	0	0	129	202	0	0	0	0	0	0	0	331
No answer	9	0	0	0	0	0	43	28	0	0	0	0	0	0	0	71
Not applicable	IAP	13626	354	7542	353	5907	10136	2540	2765	2812	4510	2023	2044	1974	2538	59124

6. Other

[VAR: OTHSCH]

<u>RESPONSE</u>	<u>PUNCH</u>	<u>YEAR</u>														
		<u>1972-82</u>	<u>1982B</u>	<u>1983-87</u>	<u>1987B</u>	<u>1988-91</u>	<u>1993-98</u>	<u>2000</u>	<u>2002</u>	<u>2004</u>	<u>2006</u>	<u>2008</u>	<u>2010</u>	<u>2012</u>	<u>2014</u>	<u>ALL</u>
Yes	1	0	0	0	0	0	16	20	0	0	0	0	0	0	0	36
No	2	0	0	0	0	0	139	229	0	0	0	0	0	0	0	368
No answer	9	0	0	0	0	0	43	28	0	0	0	0	0	0	0	71
Not applicable	IAP	13626	354	7542	353	5907	10136	2540	2765	2812	4510	2023	2044	1974	2538	59124

396. As an adult, have you ever shopped around for a church or synagogue--that is, gone to different churches or synagogues or other places of worship in order to compare and decide which one you wanted to attend regularly?

[VAR: SHOPREL]

<u>RESPONSE</u>	<u>PUNCH</u>	<u>YEAR</u>														
		<u>1972-82</u>	<u>1982B</u>	<u>1983-87</u>	<u>1987B</u>	<u>1988-91</u>	<u>1993-98</u>	<u>2000</u>	<u>2002</u>	<u>2004</u>	<u>2006</u>	<u>2008</u>	<u>2010</u>	<u>2012</u>	<u>2014</u>	<u>ALL</u>
Yes	1	0	0	0	0	0	561	0	0	0	0	0	0	0	0	561
No	2	0	0	0	0	0	870	0	0	0	0	0	0	0	0	870
Don't know	8	0	0	0	0	0	1	0	0	0	0	0	0	0	0	1
No answer	9	0	0	0	0	0	13	0	0	0	0	0	0	0	0	13
Not applicable	IAP	13626	354	7542	353	5907	8889	2817	2765	2812	4510	2023	2044	1974	2538	58154

397. Thinking about the time you most recently looked for a church or a synagogue, was it because you had moved?

[VAR: SHOPMOVE]

<u>RESPONSE</u>	<u>PUNCH</u>	<u>YEAR</u>														
		<u>1972-82</u>	<u>1982B</u>	<u>1983-87</u>	<u>1987B</u>	<u>1988-91</u>	<u>1993-98</u>	<u>2000</u>	<u>2002</u>	<u>2004</u>	<u>2006</u>	<u>2008</u>	<u>2010</u>	<u>2012</u>	<u>2014</u>	<u>ALL</u>
Yes	1	0	0	0	0	0	265	0	0	0	0	0	0	0	0	265
No	2	0	0	0	0	0	293	0	0	0	0	0	0	0	0	293
Don't know	8	0	0	0	0	0	0	0	0	0	0	0	0	0	0	0
No answer	9	0	0	0	0	0	16	0	0	0	0	0	0	0	0	16
Not applicable	IAP	13626	354	7542	353	5907	9760	2817	2765	2812	4510	2023	2044	1974	2538	59025

398. When you most recently looked for a church or synagogue, how many different places of worship did you visit?

[VAR: SHOPNUM]

<u>RESPONSE</u>	<u>PUNCH</u>	<u>YEAR</u>														
		<u>1972-82</u>	<u>1982B</u>	<u>1983-87</u>	<u>1987B</u>	<u>1988-91</u>	<u>1993-98</u>	<u>2000</u>	<u>2002</u>	<u>2004</u>	<u>2006</u>	<u>2008</u>	<u>2010</u>	<u>2012</u>	<u>2014</u>	<u>ALL</u>
None	0	0	0	0	0	0	2	0	0	0	0	0	0	0	0	2
1	1	0	0	0	0	0	66	0	0	0	0	0	0	0	0	66
2	2	0	0	0	0	0	171	0	0	0	0	0	0	0	0	171
3	3	0	0	0	0	0	152	0	0	0	0	0	0	0	0	152
4	4	0	0	0	0	0	69	0	0	0	0	0	0	0	0	69
5	5	0	0	0	0	0	48	0	0	0	0	0	0	0	0	48
6	6	0	0	0	0	0	18	0	0	0	0	0	0	0	0	18
9	9	0	0	0	0	0	1	0	0	0	0	0	0	0	0	1
10	10	0	0	0	0	0	6	0	0	0	0	0	0	0	0	6
15	15	0	0	0	0	0	2	0	0	0	0	0	0	0	0	2
20	20	0	0	0	0	0	2	0	0	0	0	0	0	0	0	2
22	22	0	0	0	0	0	1	0	0	0	0	0	0	0	0	1
Don't know	98	0	0	0	0	0	5	0	0	0	0	0	0	0	0	5
No answer	99	0	0	0	0	0	31	0	0	0	0	0	0	0	0	31
Not applicable	IAP	13626	354	7542	353	5907	9760	2817	2765	2812	4510	2023	2044	1974	2538	59025

IF CATHOLIC IN RELIG, ASK OTHCHRCH-OBEYTCH.

399. Please tell me whether you strongly agree, agree, disagree, or strongly disagree with the following statements:

A. I could be just as happy in some other church, it wouldn't have to be Catholic.

[VAR: OTHCHRCH]

<u>RESPONSE</u>	<u>PUNCH</u>	<u>YEAR</u>														
		<u>1972-82</u>	<u>1982B</u>	<u>1983-87</u>	<u>1987B</u>	<u>1988-91</u>	<u>1993-98</u>	<u>2000</u>	<u>2002</u>	<u>2004</u>	<u>2006</u>	<u>2008</u>	<u>2010</u>	<u>2012</u>	<u>2014</u>	<u>ALL</u>
Agree strongly	1	0	0	0	0	0	0	58	0	0	0	0	0	0	0	58
Agree	2	0	0	0	0	0	0	236	0	0	0	0	0	0	0	236
Disagree	3	0	0	0	0	0	0	195	0	0	0	0	0	0	0	195
Disagree strongly	4	0	0	0	0	0	0	116	0	0	0	0	0	0	0	116
Don't know	5	0	0	0	0	0	0	54	0	0	0	0	0	0	0	54
No answer	9	0	0	0	0	0	0	23	0	0	0	0	0	0	0	23
Not applicable (not Catholic)	IAP	13626	354	7542	353	5907	10334	2135	2765	2812	4510	2023	2044	1974	2538	58917

B. How a person lives is more important than whether or not he or she is Catholic.

[VAR: IMPLIVES]

<u>RESPONSE</u>	<u>PUNCH</u>	<u>YEAR</u>														
		<u>1972-82</u>	<u>1982B</u>	<u>1983-87</u>	<u>1987B</u>	<u>1988-91</u>	<u>1993-98</u>	<u>2000</u>	<u>2002</u>	<u>2004</u>	<u>2006</u>	<u>2008</u>	<u>2010</u>	<u>2012</u>	<u>2014</u>	<u>ALL</u>
Agree strongly	1	0	0	0	0	0	0	238	0	0	0	0	0	0	0	238
Agree	2	0	0	0	0	0	0	326	0	0	0	0	0	0	0	326
Disagree	3	0	0	0	0	0	0	62	0	0	0	0	0	0	0	62
Disagree strongly	4	0	0	0	0	0	0	10	0	0	0	0	0	0	0	10
Don't know	5	0	0	0	0	0	0	22	0	0	0	0	0	0	0	22
No answer	9	0	0	0	0	0	0	24	0	0	0	0	0	0	0	24
Not applicable (not Catholic)	IAP	13626	354	7542	353	5907	10334	2135	2765	2812	4510	2023	2044	1974	2538	58917

C. It's important to obey church teachings even if I don't understand them.

[VAR: OBEYTCH]

<u>RESPONSE</u>	<u>PUNCH</u>	<u>YEAR</u>														
		<u>1972-82</u>	<u>1982B</u>	<u>1983-87</u>	<u>1987B</u>	<u>1988-91</u>	<u>1993-98</u>	<u>2000</u>	<u>2002</u>	<u>2004</u>	<u>2006</u>	<u>2008</u>	<u>2010</u>	<u>2012</u>	<u>2014</u>	<u>ALL</u>
Agree strongly	1	0	0	0	0	0	0	37	0	0	0	0	0	0	0	37
Agree	2	0	0	0	0	0	0	222	0	0	0	0	0	0	0	222
Disagree	3	0	0	0	0	0	0	300	0	0	0	0	0	0	0	300
Disagree strongly	4	0	0	0	0	0	0	59	0	0	0	0	0	0	0	59
Don't know	5	0	0	0	0	0	0	40	0	0	0	0	0	0	0	40
No answer	9	0	0	0	0	0	0	24	0	0	0	0	0	0	0	24
Not applicable (not Catholic)	IAP	13626	354	7542	353	5907	10334	2135	2765	2812	4510	2023	2044	1974	2538	58917

400. How do you rate how your local church does each of the following? Would you say your local church does an excellent, very good, fair, or poor job of:

A. Preaching

[VAR: PREACH]

<u>RESPONSE</u>	<u>PUNCH</u>	<u>YEAR</u>														
		<u>1972-82</u>	<u>1982B</u>	<u>1983-87</u>	<u>1987B</u>	<u>1988-91</u>	<u>1993-98</u>	<u>2000</u>	<u>2002</u>	<u>2004</u>	<u>2006</u>	<u>2008</u>	<u>2010</u>	<u>2012</u>	<u>2014</u>	<u>ALL</u>
Excellent	1	0	0	0	0	0	0	260	0	0	0	0	0	0	0	260
Very good	2	0	0	0	0	0	0	280	0	0	0	0	0	0	0	280
Good	3	0	0	0	0	0	0	243	0	0	0	0	0	0	0	243
Fair	4	0	0	0	0	0	0	61	0	0	0	0	0	0	0	61
Poor	5	0	0	0	0	0	0	18	0	0	0	0	0	0	0	18
Don't know	8	0	0	0	0	0	0	51	0	0	0	0	0	0	0	51
No answer	9	0	0	0	0	0	0	73	0	0	0	0	0	0	0	73
Not applicable	IAP	13626	354	7542	353	5907	10334	1831	2765	2812	4510	2023	2044	1974	2538	58613

B. Respecting the Rights of Women

[VAR: FERESPCT]

<u>RESPONSE</u>	<u>PUNCH</u>	<u>YEAR</u>														
		<u>1972-82</u>	<u>1982B</u>	<u>1983-87</u>	<u>1987B</u>	<u>1988-91</u>	<u>1993-98</u>	<u>2000</u>	<u>2002</u>	<u>2004</u>	<u>2006</u>	<u>2008</u>	<u>2010</u>	<u>2012</u>	<u>2014</u>	<u>ALL</u>
Excellent	1	0	0	0	0	0	0	289	0	0	0	0	0	0	0	289
Very good	2	0	0	0	0	0	0	278	0	0	0	0	0	0	0	278
Good	3	0	0	0	0	0	0	208	0	0	0	0	0	0	0	208
Fair	4	0	0	0	0	0	0	57	0	0	0	0	0	0	0	57
Poor	5	0	0	0	0	0	0	13	0	0	0	0	0	0	0	13
Don't know	8	0	0	0	0	0	0	67	0	0	0	0	0	0	0	67
No answer	9	0	0	0	0	0	0	74	0	0	0	0	0	0	0	74
Not applicable	IAP	13626	354	7542	353	5907	10334	1831	2765	2812	4510	2023	2044	1974	2538	58613

C. Sympathetic counseling

[VAR: SYMPCOUN]

<u>RESPONSE</u>	<u>PUNCH</u>	<u>YEAR</u>														
		<u>1972-82</u>	<u>1982B</u>	<u>1983-87</u>	<u>1987B</u>	<u>1988-91</u>	<u>1993-98</u>	<u>2000</u>	<u>2002</u>	<u>2004</u>	<u>2006</u>	<u>2008</u>	<u>2010</u>	<u>2012</u>	<u>2014</u>	<u>ALL</u>
Excellent	1	0	0	0	0	0	0	253	0	0	0	0	0	0	0	253
Very good	2	0	0	0	0	0	0	263	0	0	0	0	0	0	0	263
Good	3	0	0	0	0	0	0	197	0	0	0	0	0	0	0	197
Fair	4	0	0	0	0	0	0	62	0	0	0	0	0	0	0	62
Poor	5	0	0	0	0	0	0	15	0	0	0	0	0	0	0	15
Don't know	8	0	0	0	0	0	0	122	0	0	0	0	0	0	0	122
No answer	0	0	0	0	0	0	0	74	0	0	0	0	0	0	0	74
Not applicable	IAP	13626	354	7542	353	5907	10334	1831	2765	2812	4510	2023	2044	1974	2538	58613

D. Working with young people

[VAR: WRKYOUNG]

<u>RESPONSE</u>	<u>PUNCH</u>	<u>YEAR</u>														
		<u>1972-82</u>	<u>1982B</u>	<u>1983-87</u>	<u>1987B</u>	<u>1988-91</u>	<u>1993-98</u>	<u>2000</u>	<u>2002</u>	<u>2004</u>	<u>2006</u>	<u>2008</u>	<u>2010</u>	<u>2012</u>	<u>2014</u>	<u>ALL</u>
Excellent	1	0	0	0	0	0	0	306	0	0	0	0	0	0	0	306
Very good	2	0	0	0	0	0	0	275	0	0	0	0	0	0	0	275
Good	3	0	0	0	0	0	0	189	0	0	0	0	0	0	0	189
Fair	4	0	0	0	0	0	0	56	0	0	0	0	0	0	0	56
Poor	5	0	0	0	0	0	0	13	0	0	0	0	0	0	0	13
Don't know	8	0	0	0	0	0	0	72	0	0	0	0	0	0	0	72
No answer	9	0	0	0	0	0	0	75	0	0	0	0	0	0	0	75
Not applicable	IAP	13626	354	7542	353	5907	10334	1831	2765	2812	4510	2023	2044	1974	2538	58613

E. Worship services

[VAR: WORSHIP]

<u>RESPONSE</u>	<u>PUNCH</u>	<u>YEAR</u>														
		<u>1972-82</u>	<u>1982B</u>	<u>1983-87</u>	<u>1987B</u>	<u>1988-91</u>	<u>1993-98</u>	<u>2000</u>	<u>2002</u>	<u>2004</u>	<u>2006</u>	<u>2008</u>	<u>2010</u>	<u>2012</u>	<u>2014</u>	<u>ALL</u>
Excellent	1	0	0	0	0	0	0	298	0	0	0	0	0	0	0	298
Very good	2	0	0	0	0	0	0	286	0	0	0	0	0	0	0	286
Good	3	0	0	0	0	0	0	224	0	0	0	0	0	0	0	224
Fair	4	0	0	0	0	0	0	47	0	0	0	0	0	0	0	47
Poor	5	0	0	0	0	0	0	7	0	0	0	0	0	0	0	7
Don't know	8	0	0	0	0	0	0	50	0	0	0	0	0	0	0	50
No answer	9	0	0	0	0	0	0	74	0	0	0	0	0	0	0	74
Not applicable	IAP	13626	354	7542	353	5907	10334	1831	2765	2812	4510	2023	2044	1974	2538	58613

**The 1990 Topical Module: Intergroup Relations
(OWNTHING-DISCAFF)**

**The 2000 Topical Module: Intergroup Relations
(WLTHWHTS-WLTHHSPS, WORKWHTS-WORKHSPS
VIOLWHTS-VIOLHSPS, INTLWHTS-INTLHSPS, LIVEJEWS-LIVEHSPS
LIVEWHTS-MARHISP, MARWHT, RACWORK, DISCAFF)**

401. Now I am going to read you several statements. For each one please tell me whether you agree strongly, agree, disagree, or disagree strongly. The first statement is:

- A. It is wonderful that young people today have greater freedom to protest against things they don't like and to 'do their own thing.'

[VAR: OWNTHING]

RESPONSE	PUNCH	YEAR														
		1972-82	1982B	1983-87	1987B	1988-91	1993-98	2000	2002	2004	2006	2008	2010	2012	2014	ALL
Agree strongly	1	0	0	0	0	157	201	0	0	0	0	0	0	0	0	358
Agree	2	0	0	0	0	753	725	0	0	0	0	0	0	0	0	1478
Disagree	3	0	0	0	0	341	404	0	0	0	0	0	0	0	0	745
Disagree strongly	4	0	0	0	0	68	101	0	0	0	0	0	0	0	0	169
Don't know	8	0	0	0	0	51	31	0	0	0	0	0	0	0	0	82
No answer	9	0	0	0	0	2	12	0	0	0	0	0	0	0	0	14
Not applicable	IAP	13626	354	7542	353	4535	8860	2817	2765	2812	4510	2023	2044	1974	2538	56753

- B. A child should never be allowed to talk back to his parents, or else he will lose respect for them

[VAR: TALKBACK]

RESPONSE	PUNCH	YEAR														
		1972-82	1982B	1983-87	1987B	1988-91	1993-98	2000	2002	2004	2006	2008	2010	2012	2014	ALL
Agree strongly	1	0	0	0	0	237	0	0	0	0	0	0	0	0	0	237
Agree	2	0	0	0	0	540	0	0	0	0	0	0	0	0	0	540
Disagree	3	0	0	0	0	513	0	0	0	0	0	0	0	0	0	513
Disagree strongly	4	0	0	0	0	55	0	0	0	0	0	0	0	0	0	55
Don't know	8	0	0	0	0	21	0	0	0	0	0	0	0	0	0	21
No answer	9	0	0	0	0	6	0	0	0	0	0	0	0	0	0	6
Not applicable	IAP	13626	354	7542	353	4535	10334	2817	2765	2812	4510	2023	2044	1974	2538	58227

C. People can be divided into two classes--the weak and the strong

[VAR: TWOCCLASS]

<u>RESPONSE</u>	<u>PUNCH</u>	<u>YEAR</u>														
		<u>1972-82</u>	<u>1982B</u>	<u>1983-87</u>	<u>1987B</u>	<u>1988-91</u>	<u>1993-98</u>	<u>2000</u>	<u>2002</u>	<u>2004</u>	<u>2006</u>	<u>2008</u>	<u>2010</u>	<u>2012</u>	<u>2014</u>	<u>ALL</u>
Agree strongly	1	0	0	0	0	68	0	0	0	0	0	0	0	0	0	68
Agree	2	0	0	0	0	503	0	0	0	0	0	0	0	0	0	503
Disagree	3	0	0	0	0	605	0	0	0	0	0	0	0	0	0	605
Disagree strongly	4	0	0	0	0	132	0	0	0	0	0	0	0	0	0	132
Don't know	8	0	0	0	0	60	0	0	0	0	0	0	0	0	0	60
No answer	9	0	0	0	0	4	0	0	0	0	0	0	0	0	0	4
Not applicable	IAP	13626	354	7542	353	4535	10334	2817	2765	2812	4510	2023	2044	1974	2538	58227

D. It is best to treat dissenters with leniency and an open mind, since new ideas are the lifeblood of progressive change

[VAR: OPENMIND]

<u>RESPONSE</u>	<u>PUNCH</u>	<u>YEAR</u>														
		<u>1972-82</u>	<u>1982B</u>	<u>1983-87</u>	<u>1987B</u>	<u>1988-91</u>	<u>1993-98</u>	<u>2000</u>	<u>2002</u>	<u>2004</u>	<u>2006</u>	<u>2008</u>	<u>2010</u>	<u>2012</u>	<u>2014</u>	<u>ALL</u>
Agree strongly	1	0	0	0	0	121	0	0	0	0	0	0	0	0	0	121
Agree	2	0	0	0	0	836	0	0	0	0	0	0	0	0	0	836
Disagree	3	0	0	0	0	223	0	0	0	0	0	0	0	0	0	223
Disagree strongly	4	0	0	0	0	31	0	0	0	0	0	0	0	0	0	31
Don't know	8	0	0	0	0	150	0	0	0	0	0	0	0	0	0	150
No answer	9	0	0	0	0	11	0	0	0	0	0	0	0	0	0	11
Not applicable	IAP	13626	354	7542	353	4535	10334	2817	2765	2812	4510	2023	2044	1974	2538	58227

402. Now I will a list of reasons some people give to explain why there are poor people in this country. Please tell me whether you feel each of these is very important, somewhat important, or not important in explaining why there are poor people in this country.

A. Failure of society to provide good schools for many Americans

[VAR: WHYPOOR1]

<u>RESPONSE</u>	<u>PUNCH</u>	<u>YEAR</u>														
		<u>1972-82</u>	<u>1982B</u>	<u>1983-87</u>	<u>1987B</u>	<u>1988-91</u>	<u>1993-98</u>	<u>2000</u>	<u>2002</u>	<u>2004</u>	<u>2006</u>	<u>2008</u>	<u>2010</u>	<u>2012</u>	<u>2014</u>	<u>ALL</u>
Very important	1	0	0	0	0	486	0	0	0	0	0	0	0	0	0	486
Somewhat important	2	0	0	0	0	527	0	0	0	0	0	0	0	0	0	527
Not important	3	0	0	0	0	323	0	0	0	0	0	0	0	0	0	323
Don't know	8	0	0	0	0	30	0	0	0	0	0	0	0	0	0	30
No answer	9	0	0	0	0	6	0	0	0	0	0	0	0	0	0	6
Not applicable	IAP	13626	354	7542	353	4535	10334	2817	2765	2812	4510	2023	2044	1974	2538	58227

B. Loose morals and drunkenness

[VAR: WHYPOOR2]

<u>RESPONSE</u>	<u>PUNCH</u>	<u>YEAR</u>														
		<u>1972-82</u>	<u>1982B</u>	<u>1983-87</u>	<u>1987B</u>	<u>1988-91</u>	<u>1993-98</u>	<u>2000</u>	<u>2002</u>	<u>2004</u>	<u>2006</u>	<u>2008</u>	<u>2010</u>	<u>2012</u>	<u>2014</u>	<u>ALL</u>
Very important	1	0	0	0	0	521	0	0	0	0	0	0	0	0	0	521
Somewhat important	2	0	0	0	0	461	0	0	0	0	0	0	0	0	0	461
Not important	3	0	0	0	0	338	0	0	0	0	0	0	0	0	0	338
Don't know	8	0	0	0	0	44	0	0	0	0	0	0	0	0	0	44
No answer	9	0	0	0	0	8	0	0	0	0	0	0	0	0	0	8
Not applicable	IAP	13626	354	7542	353	4535	10334	2817	2765	2812	4510	2023	2044	1974	2538	58227

C. Failure of industry to provide enough jobs

[VAR: WHYPOOR3]

<u>RESPONSE</u>	<u>PUNCH</u>	<u>YEAR</u>														
		<u>1972-82</u>	<u>1982B</u>	<u>1983-87</u>	<u>1987B</u>	<u>1988-91</u>	<u>1993-98</u>	<u>2000</u>	<u>2002</u>	<u>2004</u>	<u>2006</u>	<u>2008</u>	<u>2010</u>	<u>2012</u>	<u>2014</u>	<u>ALL</u>
Very important	1	0	0	0	0	474	0	0	0	0	0	0	0	0	0	474
Somewhat important	2	0	0	0	0	571	0	0	0	0	0	0	0	0	0	571
Not important	3	0	0	0	0	285	0	0	0	0	0	0	0	0	0	285
Don't know	8	0	0	0	0	35	0	0	0	0	0	0	0	0	0	35
No answer	9	0	0	0	0	7	0	0	0	0	0	0	0	0	0	7
Not applicable	IAP	13626	354	7542	353	4535	10334	2817	2765	2812	4510	2023	2044	1974	2538	58227

D. Lack of effort by the poor themselves

[VAR: WHYPOOR4]

<u>RESPONSE</u>	<u>PUNCH</u>	<u>YEAR</u>														
		<u>1972-82</u>	<u>1982B</u>	<u>1983-87</u>	<u>1987B</u>	<u>1988-91</u>	<u>1993-98</u>	<u>2000</u>	<u>2002</u>	<u>2004</u>	<u>2006</u>	<u>2008</u>	<u>2010</u>	<u>2012</u>	<u>2014</u>	<u>ALL</u>
Very important	1	0	0	0	0	620	0	0	0	0	0	0	0	0	0	620
Somewhat important	2	0	0	0	0	602	0	0	0	0	0	0	0	0	0	602
Not important	3	0	0	0	0	115	0	0	0	0	0	0	0	0	0	115
Don't know	8	0	0	0	0	29	0	0	0	0	0	0	0	0	0	29
No answer	9	0	0	0	0	6	0	0	0	0	0	0	0	0	0	6
Not applicable	IAP	13626	354	7542	353	4535	10334	2817	2765	2812	4510	2023	2044	1974	2538	58227

403. Here are different opinions about social differences in this country. Please tell me for each one whether you strongly agree, somewhat agree, somewhat disagree, or strongly disagree.

A. Only if differences in income are large enough is there an incentive for individual effort

[VAR: SOCDIF1]

<u>RESPONSE</u>	<u>PUNCH</u>	<u>YEAR</u>														
		<u>1972-82</u>	<u>1982B</u>	<u>1983-87</u>	<u>1987B</u>	<u>1988-91</u>	<u>1993-98</u>	<u>2000</u>	<u>2002</u>	<u>2004</u>	<u>2006</u>	<u>2008</u>	<u>2010</u>	<u>2012</u>	<u>2014</u>	<u>ALL</u>
Agree strongly	1	0	0	0	0	79	0	0	0	0	0	0	0	0	0	79
Agree	2	0	0	0	0	632	0	0	0	0	0	0	0	0	0	632
Disagree	3	0	0	0	0	454	0	0	0	0	0	0	0	0	0	454
Disagree strongly	4	0	0	0	0	61	0	0	0	0	0	0	0	0	0	61
Don't know	8	0	0	0	0	141	0	0	0	0	0	0	0	0	0	141
No answer	9	0	0	0	0	5	0	0	0	0	0	0	0	0	0	5
Not applicable	IAP	13626	354	7542	353	4535	10334	2817	2765	2812	4510	2023	2044	1974	2538	58227

- B. Personal income should not be determined solely by one's work. Rather, everybody should get what he/she needs to provide a decent life to his/her family.

[VAR: SOCDIF2]

RESPONSE	PUNCH	YEAR														
		<u>1972-82</u>	<u>1982B</u>	<u>1983-87</u>	<u>1987B</u>	<u>1988-91</u>	<u>1993-98</u>	<u>2000</u>	<u>2002</u>	<u>2004</u>	<u>2006</u>	<u>2008</u>	<u>2010</u>	<u>2012</u>	<u>2014</u>	<u>ALL</u>
Agree strongly	1	0	0	0	0	86	0	0	0	0	0	0	0	0	0	86
Agree	2	0	0	0	0	459	0	0	0	0	0	0	0	0	0	459
Disagree	3	0	0	0	0	615	0	0	0	0	0	0	0	0	0	615
Disagree strongly	4	0	0	0	0	159	0	0	0	0	0	0	0	0	0	159
Don't know	8	0	0	0	0	47	0	0	0	0	0	0	0	0	0	47
No answer	9	0	0	0	0	6	0	0	0	0	0	0	0	0	0	6
Not applicable	IAP	13626	354	7542	353	4535	10334	2817	2765	2812	4510	2023	2044	1974	2538	58227

- C. No one would study for years to become a lawyer or doctor unless they expected to earn a lot more than ordinary workers

[VAR: SOCDIF3]

RESPONSE	PUNCH	YEAR														
		<u>1972-82</u>	<u>1982B</u>	<u>1983-87</u>	<u>1987B</u>	<u>1988-91</u>	<u>1993-98</u>	<u>2000</u>	<u>2002</u>	<u>2004</u>	<u>2006</u>	<u>2008</u>	<u>2010</u>	<u>2012</u>	<u>2014</u>	<u>ALL</u>
Agree strongly	1	0	0	0	0	281	0	0	0	0	0	0	0	0	0	281
Agree	2	0	0	0	0	738	0	0	0	0	0	0	0	0	0	738
Disagree	3	0	0	0	0	291	0	0	0	0	0	0	0	0	0	291
Disagree strongly	4	0	0	0	0	35	0	0	0	0	0	0	0	0	0	35
Don't know	8	0	0	0	0	22	0	0	0	0	0	0	0	0	0	22
No answer	9	0	0	0	0	5	0	0	0	0	0	0	0	0	0	5
Not applicable	IAP	13626	354	7542	353	4535	10334	2817	2765	2812	4510	2023	2044	1974	2538	58227

- D. One of the big problems in this country is that we don't give everyone an equal chance

[VAR: SOCDIF4]

RESPONSE	PUNCH	YEAR														
		<u>1972-82</u>	<u>1982B</u>	<u>1983-87</u>	<u>1987B</u>	<u>1988-91</u>	<u>1993-98</u>	<u>2000</u>	<u>2002</u>	<u>2004</u>	<u>2006</u>	<u>2008</u>	<u>2010</u>	<u>2012</u>	<u>2014</u>	<u>ALL</u>
Agree strongly	1	0	0	0	0	161	0	0	0	0	0	0	0	0	0	161
Agree	2	0	0	0	0	497	0	0	0	0	0	0	0	0	0	497
Disagree	3	0	0	0	0	555	0	0	0	0	0	0	0	0	0	555
Disagree strongly	4	0	0	0	0	121	0	0	0	0	0	0	0	0	0	121
Don't know	8	0	0	0	0	31	0	0	0	0	0	0	0	0	0	31
No answer	9	0	0	0	0	7	0	0	0	0	0	0	0	0	0	7
Not applicable	IAP	13626	354	7542	353	4535	10334	2817	2765	2812	4510	2023	2044	1974	2538	58227

404. Now I have some questions about different groups in our society. I'm going to show you a seven-point scale on which the characteristics of people in a group can be rated. In the first statement a score of 1 means that you think almost all of the people in that group are "rich." A score of 7 means that you think almost everyone in the group are "poor." A score of 4 means you think that the group is not towards one end or another, and of course you may choose any number in between that comes closest to where you think people in the group stand.

HAND CARD BR

1. Where would you rate whites in general on this scale?

[VAR: WLTHWHTS]

RESPONSE	PUNCH	YEAR														
		1972-82	1982B	1983-87	1987B	1988-91	1993-98	2000	2002	2004	2006	2008	2010	2012	2014	ALL
1 - Rich	1	0	0	0	0	56	168	122	36	43	105	71	73	65	89	828
2	2	0	0	0	0	84	338	255	93	83	195	87	123	90	157	1505
3	3	0	0	0	0	398	1157	670	279	247	573	353	361	332	412	4782
4	4	0	0	0	0	693	2128	976	393	449	888	662	700	681	857	8427
5	5	0	0	0	0	77	287	175	73	59	150	105	115	91	107	1239
6	6	0	0	0	0	5	54	35	7	11	22	11	13	12	17	187
7 - Poor	7	0	0	0	0	3	15	8	6	0	10	9	5	2	10	68
Don't know	8	0	0	0	0	40	138	69	18	12	40	25	30	20	17	409
No answer	9	0	0	0	0	16	29	21	3	2	9	6	10	9	9	114
Not applicable	IAP	13626	354	7542	353	4535	6020	486	1857	1906	2518	694	614	672	863	42040

2. Jews?

[VAR: WLTHJEWS]

RESPONSE	PUNCH	YEAR														
		1972-82	1982B	1983-87	1987B	1988-91	1993-98	2000	2002	2004	2006	2008	2010	2012	2014	ALL
1 - Rich	1	0	0	0	0	152	0	138	0	0	0	0	0	0	0	290
2	2	0	0	0	0	336	0	283	0	0	0	0	0	0	0	619
3	3	0	0	0	0	350	0	325	0	0	0	0	0	0	0	675
4	4	0	0	0	0	323	0	328	0	0	0	0	0	0	0	651
5	5	0	0	0	0	68	0	73	0	0	0	0	0	0	0	141
6	6	0	0	0	0	15	0	33	0	0	0	0	0	0	0	48
7 - Poor	7	0	0	0	0	6	0	14	0	0	0	0	0	0	0	20
Don't know	8	0	0	0	0	105	0	188	0	0	0	0	0	0	0	293
No answer	9	0	0	0	0	17	0	16	0	0	0	0	0	0	0	33
Not applicable	IAP	13626	354	7542	353	4535	10334	1419	2765	2812	4510	2023	2044	1974	2538	56829

3. Blacks?

[VAR: WLTHBLKS]

<u>RESPONSE</u>	<u>PUNCH</u>	<u>YEAR</u>														
		<u>1972-82</u>	<u>1982B</u>	<u>1983-87</u>	<u>1987B</u>	<u>1988-91</u>	<u>1993-98</u>	<u>2000</u>	<u>2002</u>	<u>2004</u>	<u>2006</u>	<u>2008</u>	<u>2010</u>	<u>2012</u>	<u>2014</u>	<u>ALL</u>
1 - Rich	1	0	0	0	0	3	20	7	7	1	6	2	9	2	6	63
2	2	0	0	0	0	19	79	32	8	9	21	27	16	22	27	260
3	3	0	0	0	0	40	229	145	59	59	111	83	88	76	99	989
4	4	0	0	0	0	275	954	593	250	235	498	362	423	385	515	4490
5	5	0	0	0	0	491	1687	862	344	383	799	543	549	523	657	6838
6	6	0	0	0	0	365	978	480	183	171	407	223	240	222	283	3552
7 - Poor	7	0	0	0	0	108	186	112	38	27	93	54	59	40	54	771
Don't know	8	0	0	0	0	54	154	76	16	18	48	28	35	23	27	479
No answer	9	0	0	0	0	17	27	24	3	3	9	7	11	9	7	117
Not applicable	IAP	13626	354	7542	353	4535	6020	486	1857	1906	2518	694	614	672	863	42040

4. Asian Americans?

[VAR: WLTHASNS]

<u>RESPONSE</u>	<u>PUNCH</u>	<u>YEAR</u>														
		<u>1972-82</u>	<u>1982B</u>	<u>1983-87</u>	<u>1987B</u>	<u>1988-91</u>	<u>1993-98</u>	<u>2000</u>	<u>2002</u>	<u>2004</u>	<u>2006</u>	<u>2008</u>	<u>2010</u>	<u>2012</u>	<u>2014</u>	<u>ALL</u>
1 - Rich	1	0	0	0	0	17	40	41	0	0	0	0	0	0	0	98
2	2	0	0	0	0	73	95	143	0	0	0	0	0	0	0	311
3	3	0	0	0	0	214	244	270	0	0	0	0	0	0	0	728
4	4	0	0	0	0	437	484	476	0	0	0	0	0	0	0	1397
5	5	0	0	0	0	286	277	198	0	0	0	0	0	0	0	761
6	6	0	0	0	0	143	147	86	0	0	0	0	0	0	0	376
7 - Poor	7	0	0	0	0	57	42	24	0	0	0	0	0	0	0	123
Don't know	8	0	0	0	0	128	132	146	0	0	0	0	0	0	0	406
No answer	9	0	0	0	0	17	13	14	0	0	0	0	0	0	0	44
Not applicable	IAP	13626	354	7542	353	4535	8860	1419	2765	2812	4510	2023	2044	1974	2538	55355

5. Hispanic Americans?

[VAR: WLTHHSPS]

<u>RESPONSE</u>	<u>PUNCH</u>	<u>YEAR</u>														
		<u>1972-82</u>	<u>1982B</u>	<u>1983-87</u>	<u>1987B</u>	<u>1988-91</u>	<u>1993-98</u>	<u>2000</u>	<u>2002</u>	<u>2004</u>	<u>2006</u>	<u>2008</u>	<u>2010</u>	<u>2012</u>	<u>2014</u>	<u>ALL</u>
1 - Rich	1	0	0	0	0	2	4	8	0	0	0	0	0	0	0	14
2	2	0	0	0	0	25	18	27	0	0	0	0	0	0	0	70
3	3	0	0	0	0	57	53	80	0	0	0	0	0	0	0	190
4	4	0	0	0	0	211	281	303	0	0	0	0	0	0	0	795
5	5	0	0	0	0	476	500	461	0	0	0	0	0	0	0	1437
6	6	0	0	0	0	359	399	326	0	0	0	0	0	0	0	1084
7 - Poor	7	0	0	0	0	112	102	75	0	0	0	0	0	0	0	289
Don't know	8	0	0	0	0	113	104	104	0	0	0	0	0	0	0	321
No answer	9	0	0	0	0	17	13	14	0	0	0	0	0	0	0	44
Not applicable	IAP	13626	354	7542	353	4535	8860	1419	2765	2812	4510	2023	2044	1974	2538	55355

6. Southern Whites?

[VAR: WLTHSO]

<u>RESPONSE</u>	<u>PUNCH</u>	<u>YEAR</u>														
		<u>1972-82</u>	<u>1982B</u>	<u>1983-87</u>	<u>1987B</u>	<u>1988-91</u>	<u>1993-98</u>	<u>2000</u>	<u>2002</u>	<u>2004</u>	<u>2006</u>	<u>2008</u>	<u>2010</u>	<u>2012</u>	<u>2014</u>	<u>ALL</u>
1 - Rich	1	0	0	0	0	31	0	0	0	0	0	0	0	0	0	31
2	2	0	0	0	0	71	0	0	0	0	0	0	0	0	0	71
3	3	0	0	0	0	177	0	0	0	0	0	0	0	0	0	177
4	4	0	0	0	0	581	0	0	0	0	0	0	0	0	0	581
5	5	0	0	0	0	263	0	0	0	0	0	0	0	0	0	263
6	6	0	0	0	0	89	0	0	0	0	0	0	0	0	0	89
7 - Poor	7	0	0	0	0	24	0	0	0	0	0	0	0	0	0	24
Don't know	8	0	0	0	0	115	0	0	0	0	0	0	0	0	0	115
No answer	9	0	0	0	0	21	0	0	0	0	0	0	0	0	0	21
Not applicable	IAP	13626	354	7542	353	4535	10334	2817	2765	2812	4510	2023	2044	1974	2538	58227

REMARKS: Hand Card BR contained responses 1 through 7.

B. The second set of characteristics asks if people in the group tend to be hard-working or if they tend to be lazy.

1. Where would you rate whites in general on this scale?

[VAR: WORKWHTS]

<u>RESPONSE</u>	<u>PUNCH</u>	<u>YEAR</u>														
		<u>1972-82</u>	<u>1982B</u>	<u>1983-87</u>	<u>1987B</u>	<u>1988-91</u>	<u>1993-98</u>	<u>2000</u>	<u>2002</u>	<u>2004</u>	<u>2006</u>	<u>2008</u>	<u>2010</u>	<u>2012</u>	<u>2014</u>	<u>ALL</u>
1 - Hard-working	1	0	0	0	0	122	237	170	71	47	116	91	73	82	102	1111
2	2	0	0	0	0	239	563	305	112	97	196	122	127	133	172	2066
3	3	0	0	0	0	381	1053	548	251	186	494	279	320	266	361	4139
4	4	0	0	0	0	482	1808	966	369	460	880	613	677	637	848	7740
5	5	0	0	0	0	57	338	181	64	73	180	129	134	113	110	1379
6	6	0	0	0	0	16	106	47	6	15	48	30	38	29	36	371
7 - Lazy	7	0	0	0	0	6	39	14	6	12	17	16	16	10	17	153
Don't know	8	0	0	0	0	44	135	74	22	13	47	32	33	19	17	436
No answer	9	0	0	0	0	25	35	26	7	3	14	17	12	13	12	164
Not applicable	IAP	13626	354	7542	353	4535	6020	486	1857	1906	2518	694	614	672	863	42040

2. Jews?

[VAR: WORKJEWS]

<u>RESPONSE</u>	<u>PUNCH</u>	<u>YEAR</u>														
		<u>1972-82</u>	<u>1982B</u>	<u>1983-87</u>	<u>1987B</u>	<u>1988-91</u>	<u>1993-98</u>	<u>2000</u>	<u>2002</u>	<u>2004</u>	<u>2006</u>	<u>2008</u>	<u>2010</u>	<u>2012</u>	<u>2014</u>	<u>ALL</u>
1 - Hard-working	1	0	0	0	0	219	0	129	0	0	0	0	0	0	0	348
2	2	0	0	0	0	322	0	253	0	0	0	0	0	0	0	575
3	3	0	0	0	0	344	0	294	0	0	0	0	0	0	0	638
4	4	0	0	0	0	298	0	426	0	0	0	0	0	0	0	724
5	5	0	0	0	0	35	0	71	0	0	0	0	0	0	0	106
6	6	0	0	0	0	26	0	26	0	0	0	0	0	0	0	52
7 - Lazy	7	0	0	0	0	8	0	6	0	0	0	0	0	0	0	14
Don't know	8	0	0	0	0	94	0	177	0	0	0	0	0	0	0	271
No answer	9	0	0	0	0	26	0	16	0	0	0	0	0	0	0	42
Not applicable	IAP	13626	354	7542	353	4535	10334	1419	2765	2812	4510	2023	2044	1974	2538	56829

3. Blacks?

[VAR: WORKBLKS]

<u>RESPONSE</u>	<u>PUNCH</u>	<u>YEAR</u>														
		<u>1972-82</u>	<u>1982B</u>	<u>1983-87</u>	<u>1987B</u>	<u>1988-91</u>	<u>1993-98</u>	<u>2000</u>	<u>2002</u>	<u>2004</u>	<u>2006</u>	<u>2008</u>	<u>2010</u>	<u>2012</u>	<u>2014</u>	<u>ALL</u>
1 - Hard-working	1	0	0	0	0	45	104	69	37	31	57	27	53	26	42	491
2	2	0	0	0	0	55	234	119	44	43	74	55	61	46	69	800
3	3	0	0	0	0	166	513	300	135	102	230	151	173	151	210	2131
4	4	0	0	0	0	460	1754	967	373	452	917	608	667	629	853	7680
5	5	0	0	0	0	308	886	459	189	161	404	275	269	254	296	3501
6	6	0	0	0	0	182	450	222	66	69	174	112	118	107	118	1618
7 - Lazy	7	0	0	0	0	79	167	79	34	24	73	44	40	46	53	639
Don't know	8	0	0	0	0	51	170	91	23	19	50	38	34	23	22	521
No answer	9	0	0	0	0	26	36	25	7	5	13	19	15	20	12	178
Not applicable	IAP	13626	354	7542	353	4535	6020	486	1857	1906	2518	694	614	672	863	42040

4. Asian Americans?

[VAR: WORKASNS]

<u>RESPONSE</u>	<u>PUNCH</u>	<u>YEAR</u>														
		<u>1972-82</u>	<u>1982B</u>	<u>1983-87</u>	<u>1987B</u>	<u>1988-91</u>	<u>1993-98</u>	<u>2000</u>	<u>2002</u>	<u>2004</u>	<u>2006</u>	<u>2008</u>	<u>2010</u>	<u>2012</u>	<u>2014</u>	<u>ALL</u>
1 - Hard-working	1	0	0	0	0	143	176	152	0	0	0	0	0	0	0	471
2	2	0	0	0	0	192	293	238	0	0	0	0	0	0	0	723
3	3	0	0	0	0	302	332	312	0	0	0	0	0	0	0	946
4	4	0	0	0	0	375	353	392	0	0	0	0	0	0	0	1120
5	5	0	0	0	0	132	108	95	0	0	0	0	0	0	0	335
6	6	0	0	0	0	52	52	31	0	0	0	0	0	0	0	135
7 - Lazy	7	0	0	0	0	24	15	9	0	0	0	0	0	0	0	48
Don't know	8	0	0	0	0	126	128	153	0	0	0	0	0	0	0	407
No answer	9	0	0	0	0	26	17	16	0	0	0	0	0	0	0	59
Not applicable	IAP	13626	354	7542	353	4535	8860	1419	2765	2812	4510	2023	2044	1974	2538	55355

5. Hispanic Americans?

[VAR: WORKHSPS]

<u>RESPONSE</u>	<u>PUNCH</u>	<u>YEAR</u>														
		<u>1972-82</u>	<u>1982B</u>	<u>1983-87</u>	<u>1987B</u>	<u>1988-91</u>	<u>1993-98</u>	<u>2000</u>	<u>2002</u>	<u>2004</u>	<u>2006</u>	<u>2008</u>	<u>2010</u>	<u>2012</u>	<u>2014</u>	<u>ALL</u>
1 - Hard-working	1	0	0	0	0	53	53	93	0	0	0	0	0	0	0	199
2	2	0	0	0	0	73	99	148	0	0	0	0	0	0	0	320
3	3	0	0	0	0	210	212	236	0	0	0	0	0	0	0	658
4	4	0	0	0	0	449	506	508	0	0	0	0	0	0	0	1463
5	5	0	0	0	0	269	296	181	0	0	0	0	0	0	0	746
6	6	0	0	0	0	148	121	71	0	0	0	0	0	0	0	340
7 - Lazy	7	0	0	0	0	37	54	25	0	0	0	0	0	0	0	116
Don't know	8	0	0	0	0	106	115	120	0	0	0	0	0	0	0	341
No answer	9	0	0	0	0	27	18	16	0	0	0	0	0	0	0	61
Not applicable	IAP	13626	354	7542	353	4535	8860	1419	2765	2812	4510	2023	2044	1974	2538	55355

6. Southern Whites?

[VAR: WORKSO]

<u>RESPONSE</u>	<u>PUNCH</u>	<u>YEAR</u>														
		<u>1972-82</u>	<u>1982B</u>	<u>1983-87</u>	<u>1987B</u>	<u>1988-91</u>	<u>1993-98</u>	<u>2000</u>	<u>2002</u>	<u>2004</u>	<u>2006</u>	<u>2008</u>	<u>2010</u>	<u>2012</u>	<u>2014</u>	<u>ALL</u>
1 - Hard-working	1	0	0	0	0	78	0	0	0	0	0	0	0	0	0	78
2	2	0	0	0	0	125	0	0	0	0	0	0	0	0	0	125
3	3	0	0	0	0	258	0	0	0	0	0	0	0	0	0	258
4	4	0	0	0	0	531	0	0	0	0	0	0	0	0	0	531
5	5	0	0	0	0	179	0	0	0	0	0	0	0	0	0	179
6	6	0	0	0	0	42	0	0	0	0	0	0	0	0	0	42
7 - Lazy	7	0	0	0	0	23	0	0	0	0	0	0	0	0	0	23
Don't know	8	0	0	0	0	107	0	0	0	0	0	0	0	0	0	107
No answer	9	0	0	0	0	29	0	0	0	0	0	0	0	0	0	29
Not applicable	IAP	13626	354	7542	353	4535	10334	2817	2765	2812	4510	2023	2044	1974	2538	58227

REMARKS: Scale contained responses 1 through 7.

C. The next set asks if people in each group tend to be violence prone or if they tend not to be prone to violence?

1. Where would you rate whites in general on this scale?

[VAR: VIOLWHTS]

<u>RESPONSE</u>	<u>PUNCH</u>	<u>YEAR</u>														
		<u>1972-82</u>	<u>1982B</u>	<u>1983-87</u>	<u>1987B</u>	<u>1988-91</u>	<u>1993-98</u>	<u>2000</u>	<u>2002</u>	<u>2004</u>	<u>2006</u>	<u>2008</u>	<u>2010</u>	<u>2012</u>	<u>2014</u>	<u>ALL</u>
1	1	0	0	0	0	19	0	49	0	0	0	0	0	0	0	68
2	2	0	0	0	0	53	0	61	0	0	0	0	0	0	0	114
3	3	0	0	0	0	170	0	174	0	0	0	0	0	0	0	344
4	4	0	0	0	0	559	0	636	0	0	0	0	0	0	0	1195
5	5	0	0	0	0	215	0	230	0	0	0	0	0	0	0	445
6	6	0	0	0	0	203	0	136	0	0	0	0	0	0	0	339
7	7	0	0	0	0	65	0	41	0	0	0	0	0	0	0	106
Don't know	8	0	0	0	0	62	0	55	0	0	0	0	0	0	0	117
No answer	9	0	0	0	0	26	0	16	0	0	0	0	0	0	0	42
Not applicable	IAP	13626	354	7542	353	4535	10334	1419	2765	2812	4510	2023	2044	1974	2538	56829

2. Jews?

[VAR: VIOLJEWS]

<u>RESPONSE</u>	<u>PUNCH</u>	<u>YEAR</u>														
		<u>1972-82</u>	<u>1982B</u>	<u>1983-87</u>	<u>1987B</u>	<u>1988-91</u>	<u>1993-98</u>	<u>2000</u>	<u>2002</u>	<u>2004</u>	<u>2006</u>	<u>2008</u>	<u>2010</u>	<u>2012</u>	<u>2014</u>	<u>ALL</u>
1	1	0	0	0	0	22	0	22	0	0	0	0	0	0	0	44
2	2	0	0	0	0	48	0	27	0	0	0	0	0	0	0	75
3	3	0	0	0	0	79	0	95	0	0	0	0	0	0	0	174
4	4	0	0	0	0	450	0	501	0	0	0	0	0	0	0	951
5	5	0	0	0	0	224	0	236	0	0	0	0	0	0	0	460
6	6	0	0	0	0	263	0	230	0	0	0	0	0	0	0	493
7	7	0	0	0	0	136	0	88	0	0	0	0	0	0	0	224
Don't know	8	0	0	0	0	123	0	184	0	0	0	0	0	0	0	307
No answer	9	0	0	0	0	27	0	15	0	0	0	0	0	0	0	42
Not applicable	IAP	13626	354	7542	353	4535	10334	1419	2765	2812	4510	2023	2044	1974	2538	56829

3. Blacks?

[VAR: VIOLBLKS]

<u>RESPONSE</u>	<u>PUNCH</u>	<u>YEAR</u>														
		<u>1972-82</u>	<u>1982B</u>	<u>1983-87</u>	<u>1987B</u>	<u>1988-91</u>	<u>1993-98</u>	<u>2000</u>	<u>2002</u>	<u>2004</u>	<u>2006</u>	<u>2008</u>	<u>2010</u>	<u>2012</u>	<u>2014</u>	<u>ALL</u>
1	1	0	0	0	0	114	0	84	0	0	0	0	0	0	0	198
2	2	0	0	0	0	224	0	186	0	0	0	0	0	0	0	410
3	3	0	0	0	0	339	0	354	0	0	0	0	0	0	0	693
4	4	0	0	0	0	395	0	497	0	0	0	0	0	0	0	892
5	5	0	0	0	0	117	0	119	0	0	0	0	0	0	0	236
6	6	0	0	0	0	68	0	61	0	0	0	0	0	0	0	129
7	7	0	0	0	0	25	0	24	0	0	0	0	0	0	0	49
Don't know	8	0	0	0	0	64	0	58	0	0	0	0	0	0	0	122
No answer	9	0	0	0	0	26	0	15	0	0	0	0	0	0	0	41
Not applicable	IAP	13626	354	7542	353	4535	10334	1419	2765	2812	4510	2023	2044	1974	2538	56829

4. Asian Americans?

[VAR: VIOLASNS]

<u>RESPONSE</u>	<u>PUNCH</u>	<u>YEAR</u>														
		<u>1972-82</u>	<u>1982B</u>	<u>1983-87</u>	<u>1987B</u>	<u>1988-91</u>	<u>1993-98</u>	<u>2000</u>	<u>2002</u>	<u>2004</u>	<u>2006</u>	<u>2008</u>	<u>2010</u>	<u>2012</u>	<u>2014</u>	<u>ALL</u>
1	1	0	0	0	0	25	0	26	0	0	0	0	0	0	0	51
2	2	0	0	0	0	49	0	42	0	0	0	0	0	0	0	91
3	3	0	0	0	0	180	0	137	0	0	0	0	0	0	0	317
4	4	0	0	0	0	541	0	565	0	0	0	0	0	0	0	1106
5	5	0	0	0	0	214	0	232	0	0	0	0	0	0	0	446
6	6	0	0	0	0	125	0	145	0	0	0	0	0	0	0	270
7	7	0	0	0	0	59	0	69	0	0	0	0	0	0	0	128
Don't know	8	0	0	0	0	153	0	168	0	0	0	0	0	0	0	321
No answer	9	0	0	0	0	26	0	14	0	0	0	0	0	0	0	40
Not applicable	IAP	13626	354	7542	353	4535	10334	1419	2765	2812	4510	2023	2044	1974	2538	56829

5. Hispanic Americans?

[VAR: VIOLHSPS]

<u>RESPONSE</u>	<u>PUNCH</u>	<u>YEAR</u>														
		<u>1972-82</u>	<u>1982B</u>	<u>1983-87</u>	<u>1987B</u>	<u>1988-91</u>	<u>1993-98</u>	<u>2000</u>	<u>2002</u>	<u>2004</u>	<u>2006</u>	<u>2008</u>	<u>2010</u>	<u>2012</u>	<u>2014</u>	<u>ALL</u>
1	1	0	0	0	0	63	0	49	0	0	0	0	0	0	0	112
2	2	0	0	0	0	170	0	118	0	0	0	0	0	0	0	288
3	3	0	0	0	0	294	0	303	0	0	0	0	0	0	0	597
4	4	0	0	0	0	457	0	553	0	0	0	0	0	0	0	1010
5	5	0	0	0	0	152	0	138	0	0	0	0	0	0	0	290
6	6	0	0	0	0	69	0	67	0	0	0	0	0	0	0	136
7	7	0	0	0	0	24	0	27	0	0	0	0	0	0	0	51
Don't know	8	0	0	0	0	117	0	128	0	0	0	0	0	0	0	245
No answer	9	0	0	0	0	26	0	15	0	0	0	0	0	0	0	41
Not applicable	IAP	13626	354	7542	353	4535	10334	1419	2765	2812	4510	2023	2044	1974	2538	56829

6. Southern Whites?

[VAR: VIOLSO]

<u>RESPONSE</u>	<u>PUNCH</u>	<u>YEAR</u>														
		<u>1972-82</u>	<u>1982B</u>	<u>1983-87</u>	<u>1987B</u>	<u>1988-91</u>	<u>1993-98</u>	<u>2000</u>	<u>2002</u>	<u>2004</u>	<u>2006</u>	<u>2008</u>	<u>2010</u>	<u>2012</u>	<u>2014</u>	<u>ALL</u>
1	1	0	0	0	0	38	0	0	0	0	0	0	0	0	0	38
2	2	0	0	0	0	68	0	0	0	0	0	0	0	0	0	68
3	3	0	0	0	0	168	0	0	0	0	0	0	0	0	0	168
4	4	0	0	0	0	583	0	0	0	0	0	0	0	0	0	583
5	5	0	0	0	0	192	0	0	0	0	0	0	0	0	0	192
6	6	0	0	0	0	122	0	0	0	0	0	0	0	0	0	122
7	7	0	0	0	0	45	0	0	0	0	0	0	0	0	0	45
Don't know	8	0	0	0	0	128	0	0	0	0	0	0	0	0	0	128
No answer	9	0	0	0	0	28	0	0	0	0	0	0	0	0	0	28
Not applicable	IAP	13626	354	7542	353	4535	10334	2817	2765	2812	4510	2023	2044	1974	2538	58227

REMARKS: Scale contained responses 1 through 7.

D. Do people in these groups tend to be unintelligent or tend to be intelligent?

1. Where would you rate whites in general on this scale?

[VAR: INTLWHTS]

<u>RESPONSE</u>	<u>PUNCH</u>	<u>YEAR</u>														
		<u>1972-82</u>	<u>1982B</u>	<u>1983-87</u>	<u>1987B</u>	<u>1988-91</u>	<u>1993-98</u>	<u>2000</u>	<u>2002</u>	<u>2004</u>	<u>2006</u>	<u>2008</u>	<u>2010</u>	<u>2012</u>	<u>2014</u>	<u>ALL</u>
1 - Unintelligent	1	0	0	0	0	12	16	9	4	7	12	9	10	6	7	92
2	2	0	0	0	0	26	71	43	19	9	34	24	40	23	30	319
3	3	0	0	0	0	57	215	98	75	42	109	100	74	62	89	921
4	4	0	0	0	0	441	1185	905	355	410	874	603	652	601	812	6838
5	5	0	0	0	0	347	636	595	214	228	464	276	326	310	372	3768
6	6	0	0	0	0	273	426	379	144	129	299	169	184	175	224	2402
7 - Intelligent	7	0	0	0	0	135	141	184	64	60	141	94	95	80	109	1103
Don't know	8	0	0	0	0	50	132	94	23	15	47	33	33	25	18	470
No answer	9	0	0	0	0	31	18	24	10	6	12	21	16	20	14	172
Not applicable	IAP	13626	354	7542	353	4535	7494	486	1857	1906	2518	694	614	672	863	43514

2. Jews?

[VAR: INTLJEWS]

<u>RESPONSE</u>	<u>PUNCH</u>	<u>YEAR</u>														
		<u>1972-82</u>	<u>1982B</u>	<u>1983-87</u>	<u>1987B</u>	<u>1988-91</u>	<u>1993-98</u>	<u>2000</u>	<u>2002</u>	<u>2004</u>	<u>2006</u>	<u>2008</u>	<u>2010</u>	<u>2012</u>	<u>2014</u>	<u>ALL</u>
1 - Unintelligent	1	0	0	0	0	14	0	7	0	0	0	0	0	0	0	21
2	2	0	0	0	0	33	0	15	0	0	0	0	0	0	0	48
3	3	0	0	0	0	60	0	51	0	0	0	0	0	0	0	111
4	4	0	0	0	0	345	0	496	0	0	0	0	0	0	0	841
5	5	0	0	0	0	287	0	297	0	0	0	0	0	0	0	584
6	6	0	0	0	0	337	0	242	0	0	0	0	0	0	0	579
7 - Intelligent	7	0	0	0	0	169	0	117	0	0	0	0	0	0	0	286
Don't know	8	0	0	0	0	95	0	159	0	0	0	0	0	0	0	254
No answer	9	0	0	0	0	32	0	14	0	0	0	0	0	0	0	46
Not applicable	IAP	13626	354	7542	353	4535	10334	1419	2765	2812	4510	2023	2044	1974	2538	56829

3. Blacks?

[VAR: INTLBLKS]

<u>RESPONSE</u>	<u>PUNCH</u>	<u>YEAR</u>														
		<u>1972-82</u>	<u>1982B</u>	<u>1983-87</u>	<u>1987B</u>	<u>1988-91</u>	<u>1993-98</u>	<u>2000</u>	<u>2002</u>	<u>2004</u>	<u>2006</u>	<u>2008</u>	<u>2010</u>	<u>2012</u>	<u>2014</u>	<u>ALL</u>
1 - Unintelligent	1	0	0	0	0	27	16	30	14	10	14	13	10	1	13	148
2	2	0	0	0	0	93	107	116	29	23	48	27	37	36	39	555
3	3	0	0	0	0	248	326	334	129	83	235	147	143	127	171	1943
4	4	0	0	0	0	600	1414	1065	425	504	1049	699	775	712	915	8158
5	5	0	0	0	0	195	529	391	175	165	368	245	262	239	318	2887
6	6	0	0	0	0	77	207	159	66	60	140	94	89	96	114	1102
7 - Intelligent	7	0	0	0	0	40	79	102	36	37	73	47	58	43	69	584
Don't know	8	0	0	0	0	61	142	109	25	17	53	33	41	29	21	531
No answer	9	0	0	0	0	31	20	25	9	7	12	24	15	19	15	177
Not applicable	IAP	13626	354	7542	353	4535	7494	486	1857	1906	2518	694	614	672	863	43514

4. Asian Americans?

[VAR: INTLASNS]

<u>RESPONSE</u>	<u>PUNCH</u>	<u>YEAR</u>														
		<u>1972-82</u>	<u>1982B</u>	<u>1983-87</u>	<u>1987B</u>	<u>1988-91</u>	<u>1993-98</u>	<u>2000</u>	<u>2002</u>	<u>2004</u>	<u>2006</u>	<u>2008</u>	<u>2010</u>	<u>2012</u>	<u>2014</u>	<u>ALL</u>
1 - Unintelligent	1	0	0	0	0	13	0	7	0	0	0	0	0	0	0	20
2	2	0	0	0	0	51	0	36	0	0	0	0	0	0	0	87
3	3	0	0	0	0	122	0	86	0	0	0	0	0	0	0	208
4	4	0	0	0	0	494	0	487	0	0	0	0	0	0	0	981
5	5	0	0	0	0	263	0	269	0	0	0	0	0	0	0	532
6	6	0	0	0	0	167	0	228	0	0	0	0	0	0	0	395
7 - Intelligent	7	0	0	0	0	94	0	114	0	0	0	0	0	0	0	208
Don't know	8	0	0	0	0	136	0	157	0	0	0	0	0	0	0	293
No answer	9	0	0	0	0	32	0	14	0	0	0	0	0	0	0	46
Not applicable	IAP	13626	354	7542	353	4535	10334	1419	2765	2812	4510	2023	2044	1974	2538	56829

5. Hispanic Americans?

[VAR: INTLHSPS]

<u>RESPONSE</u>	<u>PUNCH</u>	<u>YEAR</u>														
		<u>1972-82</u>	<u>1982B</u>	<u>1983-87</u>	<u>1987B</u>	<u>1988-91</u>	<u>1993-98</u>	<u>2000</u>	<u>2002</u>	<u>2004</u>	<u>2006</u>	<u>2008</u>	<u>2010</u>	<u>2012</u>	<u>2014</u>	<u>ALL</u>
1 - Unintelligent	1	0	0	0	0	21	0	13	0	0	0	0	0	0	0	34
2	2	0	0	0	0	101	0	79	0	0	0	0	0	0	0	180
3	3	0	0	0	0	255	0	208	0	0	0	0	0	0	0	463
4	4	0	0	0	0	561	0	636	0	0	0	0	0	0	0	1197
5	5	0	0	0	0	189	0	196	0	0	0	0	0	0	0	385
6	6	0	0	0	0	65	0	71	0	0	0	0	0	0	0	136
7 - Intelligent	7	0	0	0	0	36	0	50	0	0	0	0	0	0	0	86
Don't know	8	0	0	0	0	112	0	131	0	0	0	0	0	0	0	243
No answer	9	0	0	0	0	32	0	14	0	0	0	0	0	0	0	46
Not applicable	IAP	13626	354	7542	353	4535	10334	1419	2765	2812	4510	2023	2044	1974	2538	56829

6. Southern Whites?

[VAR: INTLSO]

<u>RESPONSE</u>	<u>PUNCH</u>	<u>YEAR</u>														
		<u>1972-82</u>	<u>1982B</u>	<u>1983-87</u>	<u>1987B</u>	<u>1988-91</u>	<u>1993-98</u>	<u>2000</u>	<u>2002</u>	<u>2004</u>	<u>2006</u>	<u>2008</u>	<u>2010</u>	<u>2012</u>	<u>2014</u>	<u>ALL</u>
1 - Unintelligent	1	0	0	0	0	16	0	0	0	0	0	0	0	0	0	16
2	2	0	0	0	0	40	0	0	0	0	0	0	0	0	0	40
3	3	0	0	0	0	146	0	0	0	0	0	0	0	0	0	146
4	4	0	0	0	0	586	0	0	0	0	0	0	0	0	0	586
5	5	0	0	0	0	248	0	0	0	0	0	0	0	0	0	248
6	6	0	0	0	0	134	0	0	0	0	0	0	0	0	0	134
7 - Intelligent	7	0	0	0	0	60	0	0	0	0	0	0	0	0	0	60
Don't know	8	0	0	0	0	110	0	0	0	0	0	0	0	0	0	110
No answer	9	0	0	0	0	32	0	0	0	0	0	0	0	0	0	32
Not applicable	IAP	13626	354	7542	353	4535	10334	2817	2765	2812	4510	2023	2044	1974	2538	58227

REMARKS: Scale contained responses 1 through 7.

E. Do people in these groups tend to prefer to be self-supporting or do they tend to prefer to live off welfare?

1. Where would you rate whites in general on this scale?

[VAR: FAREWHTS]

<u>RESPONSE</u>	<u>PUNCH</u>	<u>YEAR</u>														
		<u>1972-82</u>	<u>1982B</u>	<u>1983-87</u>	<u>1987B</u>	<u>1988-91</u>	<u>1993-98</u>	<u>2000</u>	<u>2002</u>	<u>2004</u>	<u>2006</u>	<u>2008</u>	<u>2010</u>	<u>2012</u>	<u>2014</u>	<u>ALL</u>
1	1	0	0	0	0	210	0	0	0	0	0	0	0	0	0	210
2	2	0	0	0	0	394	0	0	0	0	0	0	0	0	0	394
3	3	0	0	0	0	345	0	0	0	0	0	0	0	0	0	345
4	4	0	0	0	0	294	0	0	0	0	0	0	0	0	0	294
5	5	0	0	0	0	36	0	0	0	0	0	0	0	0	0	36
6	6	0	0	0	0	17	0	0	0	0	0	0	0	0	0	17
7	7	0	0	0	0	6	0	0	0	0	0	0	0	0	0	6
Don't know	8	0	0	0	0	40	0	0	0	0	0	0	0	0	0	40
No answer	9	0	0	0	0	30	0	0	0	0	0	0	0	0	0	30
Not applicable	IAP	13626	354	7542	353	4535	10334	2817	2765	2812	4510	2023	2044	1974	2538	58227

2. Jews?

[VAR: FAREJEWS]

<u>RESPONSE</u>	<u>PUNCH</u>	<u>YEAR</u>														
		<u>1972-82</u>	<u>1982B</u>	<u>1983-87</u>	<u>1987B</u>	<u>1988-91</u>	<u>1993-98</u>	<u>2000</u>	<u>2002</u>	<u>2004</u>	<u>2006</u>	<u>2008</u>	<u>2010</u>	<u>2012</u>	<u>2014</u>	<u>ALL</u>
1	1	0	0	0	0	385	0	0	0	0	0	0	0	0	0	385
2	2	0	0	0	0	425	0	0	0	0	0	0	0	0	0	425
3	3	0	0	0	0	214	0	0	0	0	0	0	0	0	0	214
4	4	0	0	0	0	196	0	0	0	0	0	0	0	0	0	196
5	5	0	0	0	0	20	0	0	0	0	0	0	0	0	0	20
6	6	0	0	0	0	12	0	0	0	0	0	0	0	0	0	12
7	7	0	0	0	0	7	0	0	0	0	0	0	0	0	0	7
Don't know	8	0	0	0	0	82	0	0	0	0	0	0	0	0	0	82
No answer	9	0	0	0	0	31	0	0	0	0	0	0	0	0	0	31
Not applicable	IAP	13626	354	7542	353	4535	10334	2817	2765	2812	4510	2023	2044	1974	2538	58227

3. Blacks?

[VAR: FAREBLKS]

<u>RESPONSE</u>	<u>PUNCH</u>	<u>YEAR</u>														
		<u>1972-82</u>	<u>1982B</u>	<u>1983-87</u>	<u>1987B</u>	<u>1988-91</u>	<u>1993-98</u>	<u>2000</u>	<u>2002</u>	<u>2004</u>	<u>2006</u>	<u>2008</u>	<u>2010</u>	<u>2012</u>	<u>2014</u>	<u>ALL</u>
1	1	0	0	0	0	27	0	0	0	0	0	0	0	0	0	27
2	2	0	0	0	0	41	0	0	0	0	0	0	0	0	0	41
3	3	0	0	0	0	113	0	0	0	0	0	0	0	0	0	113
4	4	0	0	0	0	376	0	0	0	0	0	0	0	0	0	376
5	5	0	0	0	0	309	0	0	0	0	0	0	0	0	0	309
6	6	0	0	0	0	298	0	0	0	0	0	0	0	0	0	298
7	7	0	0	0	0	133	0	0	0	0	0	0	0	0	0	133
Don't know	8	0	0	0	0	44	0	0	0	0	0	0	0	0	0	44
No answer	9	0	0	0	0	31	0	0	0	0	0	0	0	0	0	31
Not applicable	IAP	13626	354	7542	353	4535	10334	2817	2765	2812	4510	2023	2044	1974	2538	58227

4. Asian Americans?

[VAR: FAREASNS]

<u>RESPONSE</u>	<u>PUNCH</u>	<u>YEAR</u>														
		<u>1972-82</u>	<u>1982B</u>	<u>1983-87</u>	<u>1987B</u>	<u>1988-91</u>	<u>1993-98</u>	<u>2000</u>	<u>2002</u>	<u>2004</u>	<u>2006</u>	<u>2008</u>	<u>2010</u>	<u>2012</u>	<u>2014</u>	<u>ALL</u>
1	1	0	0	0	0	122	0	0	0	0	0	0	0	0	0	122
2	2	0	0	0	0	209	0	0	0	0	0	0	0	0	0	209
3	3	0	0	0	0	217	0	0	0	0	0	0	0	0	0	217
4	4	0	0	0	0	426	0	0	0	0	0	0	0	0	0	426
5	5	0	0	0	0	150	0	0	0	0	0	0	0	0	0	150
6	6	0	0	0	0	58	0	0	0	0	0	0	0	0	0	58
7	7	0	0	0	0	23	0	0	0	0	0	0	0	0	0	23
Don't know	8	0	0	0	0	137	0	0	0	0	0	0	0	0	0	137
No answer	9	0	0	0	0	30	0	0	0	0	0	0	0	0	0	30
Not applicable	IAP	13626	354	7542	353	4535	10334	2817	2765	2812	4510	2023	2044	1974	2538	58227

5. Hispanic Americans?

[VAR: FAREHSPS]

<u>RESPONSE</u>	<u>PUNCH</u>	<u>YEAR</u>														
		<u>1972-82</u>	<u>1982B</u>	<u>1983-87</u>	<u>1987B</u>	<u>1988-91</u>	<u>1993-98</u>	<u>2000</u>	<u>2002</u>	<u>2004</u>	<u>2006</u>	<u>2008</u>	<u>2010</u>	<u>2012</u>	<u>2014</u>	<u>ALL</u>
1	1	0	0	0	0	36	0	0	0	0	0	0	0	0	0	36
2	2	0	0	0	0	58	0	0	0	0	0	0	0	0	0	58
3	3	0	0	0	0	164	0	0	0	0	0	0	0	0	0	164
4	4	0	0	0	0	412	0	0	0	0	0	0	0	0	0	412
5	5	0	0	0	0	305	0	0	0	0	0	0	0	0	0	305
6	6	0	0	0	0	163	0	0	0	0	0	0	0	0	0	163
7	7	0	0	0	0	92	0	0	0	0	0	0	0	0	0	92
Don't know	8	0	0	0	0	112	0	0	0	0	0	0	0	0	0	112
No answer	9	0	0	0	0	30	0	0	0	0	0	0	0	0	0	30
Not applicable	IAP	13626	354	7542	353	4535	10334	2817	2765	2812	4510	2023	2044	1974	2538	58227

6. Southern Whites?

[VAR: FARESO]

<u>RESPONSE</u>	<u>PUNCH</u>	<u>YEAR</u>														
		<u>1972-82</u>	<u>1982B</u>	<u>1983-87</u>	<u>1987B</u>	<u>1988-91</u>	<u>1993-98</u>	<u>2000</u>	<u>2002</u>	<u>2004</u>	<u>2006</u>	<u>2008</u>	<u>2010</u>	<u>2012</u>	<u>2014</u>	<u>ALL</u>
1	1	0	0	0	0	98	0	0	0	0	0	0	0	0	0	98
2	2	0	0	0	0	208	0	0	0	0	0	0	0	0	0	208
3	3	0	0	0	0	262	0	0	0	0	0	0	0	0	0	262
4	4	0	0	0	0	466	0	0	0	0	0	0	0	0	0	466
5	5	0	0	0	0	118	0	0	0	0	0	0	0	0	0	118
6	6	0	0	0	0	47	0	0	0	0	0	0	0	0	0	47
7	7	0	0	0	0	20	0	0	0	0	0	0	0	0	0	20
Don't know	8	0	0	0	0	122	0	0	0	0	0	0	0	0	0	122
No answer	9	0	0	0	0	31	0	0	0	0	0	0	0	0	0	31
Not applicable	IAP	13626	354	7542	353	4535	10334	2817	2765	2812	4510	2023	2044	1974	2538	58227

REMARKS: Scale contained responses 1 through 7.

F. Do people in these groups tend to be patriotic or do they tend to be unpatriotic?

1. Where would you rate whites in general on this scale?

[VAR: PATRWHTS]

<u>RESPONSE</u>	<u>PUNCH</u>	<u>YEAR</u>														
		<u>1972-82</u>	<u>1982B</u>	<u>1983-87</u>	<u>1987B</u>	<u>1988-91</u>	<u>1993-98</u>	<u>2000</u>	<u>2002</u>	<u>2004</u>	<u>2006</u>	<u>2008</u>	<u>2010</u>	<u>2012</u>	<u>2014</u>	<u>ALL</u>
1	1	0	0	0	0	341	0	0	0	0	0	0	0	0	0	341
2	2	0	0	0	0	385	0	0	0	0	0	0	0	0	0	385
3	3	0	0	0	0	250	0	0	0	0	0	0	0	0	0	250
4	4	0	0	0	0	259	0	0	0	0	0	0	0	0	0	259
5	5	0	0	0	0	24	0	0	0	0	0	0	0	0	0	24
6	6	0	0	0	0	14	0	0	0	0	0	0	0	0	0	14
7	7	0	0	0	0	3	0	0	0	0	0	0	0	0	0	3
Don't know	8	0	0	0	0	65	0	0	0	0	0	0	0	0	0	65
No answer	9	0	0	0	0	31	0	0	0	0	0	0	0	0	0	31
Not applicable	IAP	13626	354	7542	353	4535	10334	2817	2765	2812	4510	2023	2044	1974	2538	58227

2. Jews?

[VAR: PATRJEWS]

<u>RESPONSE</u>	<u>PUNCH</u>	<u>YEAR</u>														
		<u>1972-82</u>	<u>1982B</u>	<u>1983-87</u>	<u>1987B</u>	<u>1988-91</u>	<u>1993-98</u>	<u>2000</u>	<u>2002</u>	<u>2004</u>	<u>2006</u>	<u>2008</u>	<u>2010</u>	<u>2012</u>	<u>2014</u>	<u>ALL</u>
1	1	0	0	0	0	187	0	0	0	0	0	0	0	0	0	187
2	2	0	0	0	0	279	0	0	0	0	0	0	0	0	0	279
3	3	0	0	0	0	261	0	0	0	0	0	0	0	0	0	261
4	4	0	0	0	0	368	0	0	0	0	0	0	0	0	0	368
5	5	0	0	0	0	80	0	0	0	0	0	0	0	0	0	80
6	6	0	0	0	0	34	0	0	0	0	0	0	0	0	0	34
7	7	0	0	0	0	10	0	0	0	0	0	0	0	0	0	10
Don't know	8	0	0	0	0	121	0	0	0	0	0	0	0	0	0	121
No answer	9	0	0	0	0	32	0	0	0	0	0	0	0	0	0	32
Not applicable	IAP	13626	354	7542	353	4535	10334	2817	2765	2812	4510	2023	2044	1974	2538	58227

3. Blacks?

[VAR: PATRBLKS]

<u>RESPONSE</u>	<u>PUNCH</u>	<u>YEAR</u>														
		<u>1972-82</u>	<u>1982B</u>	<u>1983-87</u>	<u>1987B</u>	<u>1988-91</u>	<u>1993-98</u>	<u>2000</u>	<u>2002</u>	<u>2004</u>	<u>2006</u>	<u>2008</u>	<u>2010</u>	<u>2012</u>	<u>2014</u>	<u>ALL</u>
1	1	0	0	0	0	120	0	0	0	0	0	0	0	0	0	120
2	2	0	0	0	0	192	0	0	0	0	0	0	0	0	0	192
3	3	0	0	0	0	238	0	0	0	0	0	0	0	0	0	238
4	4	0	0	0	0	465	0	0	0	0	0	0	0	0	0	465
5	5	0	0	0	0	140	0	0	0	0	0	0	0	0	0	140
6	6	0	0	0	0	54	0	0	0	0	0	0	0	0	0	54
7	7	0	0	0	0	33	0	0	0	0	0	0	0	0	0	33
Don't know	8	0	0	0	0	98	0	0	0	0	0	0	0	0	0	98
No answer	9	0	0	0	0	32	0	0	0	0	0	0	0	0	0	32
Not applicable	IAP	13626	354	7542	353	4535	10334	2817	2765	2812	4510	2023	2044	1974	2538	58227

4. Asian Americans?

[VAR: PATRASNS]

<u>RESPONSE</u>	<u>PUNCH</u>	<u>YEAR</u>														
		<u>1972-82</u>	<u>1982B</u>	<u>1983-87</u>	<u>1987B</u>	<u>1988-91</u>	<u>1993-98</u>	<u>2000</u>	<u>2002</u>	<u>2004</u>	<u>2006</u>	<u>2008</u>	<u>2010</u>	<u>2012</u>	<u>2014</u>	<u>ALL</u>
1	1	0	0	0	0	98	0	0	0	0	0	0	0	0	0	98
2	2	0	0	0	0	158	0	0	0	0	0	0	0	0	0	158
3	3	0	0	0	0	207	0	0	0	0	0	0	0	0	0	207
4	4	0	0	0	0	454	0	0	0	0	0	0	0	0	0	454
5	5	0	0	0	0	166	0	0	0	0	0	0	0	0	0	166
6	6	0	0	0	0	61	0	0	0	0	0	0	0	0	0	61
7	7	0	0	0	0	29	0	0	0	0	0	0	0	0	0	29
Don't know	8	0	0	0	0	166	0	0	0	0	0	0	0	0	0	166
No answer	9	0	0	0	0	33	0	0	0	0	0	0	0	0	0	33
Not applicable	IAP	13626	354	7542	353	4535	10334	2817	2765	2812	4510	2023	2044	1974	2538	58227

5. Hispanic Americans?

[VAR: PATRHSPS]

<u>RESPONSE</u>	<u>PUNCH</u>	<u>YEAR</u>														
		<u>1972-82</u>	<u>1982B</u>	<u>1983-87</u>	<u>1987B</u>	<u>1988-91</u>	<u>1993-98</u>	<u>2000</u>	<u>2002</u>	<u>2004</u>	<u>2006</u>	<u>2008</u>	<u>2010</u>	<u>2012</u>	<u>2014</u>	<u>ALL</u>
1	1	0	0	0	0	86	0	0	0	0	0	0	0	0	0	86
2	2	0	0	0	0	126	0	0	0	0	0	0	0	0	0	126
3	3	0	0	0	0	209	0	0	0	0	0	0	0	0	0	209
4	4	0	0	0	0	461	0	0	0	0	0	0	0	0	0	461
5	5	0	0	0	0	185	0	0	0	0	0	0	0	0	0	185
6	6	0	0	0	0	91	0	0	0	0	0	0	0	0	0	91
7	7	0	0	0	0	37	0	0	0	0	0	0	0	0	0	37
Don't know	8	0	0	0	0	144	0	0	0	0	0	0	0	0	0	144
No answer	9	0	0	0	0	33	0	0	0	0	0	0	0	0	0	33
Not applicable	IAP	13626	354	7542	353	4535	10334	2817	2765	2812	4510	2023	2044	1974	2538	58227

6. Southern Whites?

[VAR: PATRSO]

<u>RESPONSE</u>	<u>PUNCH</u>	<u>YEAR</u>														
		<u>1972-82</u>	<u>1982B</u>	<u>1983-87</u>	<u>1987B</u>	<u>1988-91</u>	<u>1993-98</u>	<u>2000</u>	<u>2002</u>	<u>2004</u>	<u>2006</u>	<u>2008</u>	<u>2010</u>	<u>2012</u>	<u>2014</u>	<u>ALL</u>
1	1	0	0	0	0	258	0	0	0	0	0	0	0	0	0	258
2	2	0	0	0	0	301	0	0	0	0	0	0	0	0	0	301
3	3	0	0	0	0	235	0	0	0	0	0	0	0	0	0	235
4	4	0	0	0	0	348	0	0	0	0	0	0	0	0	0	348
5	5	0	0	0	0	50	0	0	0	0	0	0	0	0	0	50
6	6	0	0	0	0	16	0	0	0	0	0	0	0	0	0	16
7	7	0	0	0	0	9	0	0	0	0	0	0	0	0	0	9
Don't know	8	0	0	0	0	121	0	0	0	0	0	0	0	0	0	121
No answer	9	0	0	0	0	34	0	0	0	0	0	0	0	0	0	34
Not applicable	IAP	13626	354	7542	353	4535	10334	2817	2765	2812	4510	2023	2044	1974	2538	58227

REMARKS: Hand card BR contained the 7-point scale for each dimension (Parts A-F) of WLTHWHTS-PATRSO.
Choice of "don't know" was not given on the card.

405. Now I'm going to ask you about different types of contact with various groups of people. In each situation would you please tell me whether you would be very much in favor of it happening, somewhat in favor, neither in favor nor opposed to it happening, somewhat opposed, or very much opposed to it happening?

A. Living in a neighborhood where half of your neighbors were Jews?

[VAR: LIVEJEWS]

<u>RESPONSE</u>	<u>PUNCH</u>	<u>YEAR</u>														
		<u>1972-82</u>	<u>1982B</u>	<u>1983-87</u>	<u>1987B</u>	<u>1988-91</u>	<u>1993-98</u>	<u>2000</u>	<u>2002</u>	<u>2004</u>	<u>2006</u>	<u>2008</u>	<u>2010</u>	<u>2012</u>	<u>2014</u>	<u>ALL</u>
Strongly favor	1	0	0	0	0	84	0	174	0	0	0	0	0	0	0	258
Favor	2	0	0	0	0	237	0	297	0	0	0	0	0	0	0	534
Neither favor nor oppose	3	0	0	0	0	836	0	713	0	0	0	0	0	0	0	1549
Oppose	4	0	0	0	0	148	0	96	0	0	0	0	0	0	0	244
Strongly oppose	5	0	0	0	0	38	0	27	0	0	0	0	0	0	0	65
Don't know	8	0	0	0	0	19	0	77	0	0	0	0	0	0	0	96
No answer	9	0	0	0	0	10	0	14	0	0	0	0	0	0	0	24
Not applicable	IAP	13626	354	7542	353	4535	10334	1419	2765	2812	4510	2023	2044	1974	2538	56829

B. Living in a neighborhood where half of your neighbors were blacks?

[VAR: LIVEBLKS]

<u>RESPONSE</u>	<u>PUNCH</u>	<u>YEAR</u>														
		<u>1972-82</u>	<u>1982B</u>	<u>1983-87</u>	<u>1987B</u>	<u>1988-91</u>	<u>1993-98</u>	<u>2000</u>	<u>2002</u>	<u>2004</u>	<u>2006</u>	<u>2008</u>	<u>2010</u>	<u>2012</u>	<u>2014</u>	<u>ALL</u>
Strongly favor	1	0	0	0	0	67	302	258	109	68	195	137	148	118	166	1568
Favor	2	0	0	0	0	148	395	366	173	172	337	241	270	261	276	2639
Neither favor nor oppose	3	0	0	0	0	568	1283	1037	396	468	1015	675	723	646	913	7724
Oppose	4	0	0	0	0	391	528	384	153	145	302	180	198	175	226	2682
Strongly oppose	5	0	0	0	0	179	268	227	71	44	126	78	78	82	81	1234
Don't know	8	0	0	0	0	9	40	32	6	7	11	15	7	17	9	153
No answer	9	0	0	0	0	10	24	27	0	2	6	3	6	3	4	85
Not applicable	IAP	13626	354	7542	353	4535	7494	486	1857	1906	2518	694	614	672	863	43514

C. Living in a neighborhood where half of your neighbors were Asian Americans?

[VAR: LIVEASNS]

<u>RESPONSE</u>	<u>PUNCH</u>	<u>YEAR</u>														
		<u>1972-82</u>	<u>1982B</u>	<u>1983-87</u>	<u>1987B</u>	<u>1988-91</u>	<u>1993-98</u>	<u>2000</u>	<u>2002</u>	<u>2004</u>	<u>2006</u>	<u>2008</u>	<u>2010</u>	<u>2012</u>	<u>2014</u>	<u>ALL</u>
Strongly favor	1	0	0	0	0	46	0	150	0	0	0	0	0	0	0	196
Favor	2	0	0	0	0	140	0	232	0	0	0	0	0	0	0	372
Neither favor nor oppose	3	0	0	0	0	663	0	680	0	0	0	0	0	0	0	1343
Oppose	4	0	0	0	0	358	0	170	0	0	0	0	0	0	0	528
Strongly oppose	5	0	0	0	0	128	0	74	0	0	0	0	0	0	0	202
Don't know	8	0	0	0	0	27	0	78	0	0	0	0	0	0	0	105
No answer	9	0	0	0	0	10	0	14	0	0	0	0	0	0	0	24
Not applicable	IAP	13626	354	7542	353	4535	10334	1419	2765	2812	4510	2023	2044	1974	2538	56829

D. Living in a neighborhood where half of your neighbors were Hispanic Americans?

[VAR: LIVEHSPS]

<u>RESPONSE</u>	<u>PUNCH</u>	<u>YEAR</u>														
		<u>1972-82</u>	<u>1982B</u>	<u>1983-87</u>	<u>1987B</u>	<u>1988-91</u>	<u>1993-98</u>	<u>2000</u>	<u>2002</u>	<u>2004</u>	<u>2006</u>	<u>2008</u>	<u>2010</u>	<u>2012</u>	<u>2014</u>	<u>ALL</u>
Strongly favor	1	0	0	0	0	52	0	138	0	0	0	0	0	0	0	190
Favor	2	0	0	0	0	131	0	235	0	0	0	0	0	0	0	366
Neither favor nor oppose	3	0	0	0	0	584	0	612	0	0	0	0	0	0	0	1196
Oppose	4	0	0	0	0	402	0	266	0	0	0	0	0	0	0	668
Strongly oppose	5	0	0	0	0	168	0	78	0	0	0	0	0	0	0	246
Don't know	8	0	0	0	0	24	0	53	0	0	0	0	0	0	0	77
No answer	9	0	0	0	0	11	0	16	0	0	0	0	0	0	0	27
Not applicable	IAP	13626	354	7542	353	4535	10334	1419	2765	2812	4510	2023	2044	1974	2538	56829

E. Living in a neighborhood where half of your neighbors were whites raised in the North?

**(INTERVIEWER READ OPPOSITE REGION - SOUTH = CENSUS REGIONS - SOUTH ATLANTIC,
SOUTH EAST CENTRAL, SOUTH WEST CENTRAL; NORTH = EVERYWHERE ELSE)**

[VAR: LIVENO]

<u>RESPONSE</u>	<u>PUNCH</u>	<u>YEAR</u>														
		<u>1972-82</u>	<u>1982B</u>	<u>1983-87</u>	<u>1987B</u>	<u>1988-91</u>	<u>1993-98</u>	<u>2000</u>	<u>2002</u>	<u>2004</u>	<u>2006</u>	<u>2008</u>	<u>2010</u>	<u>2012</u>	<u>2014</u>	<u>ALL</u>
Strongly favor	1	0	0	0	0	38	0	0	0	0	0	0	0	0	0	38
Favor	2	0	0	0	0	93	0	0	0	0	0	0	0	0	0	93
Neither favor nor oppose	3	0	0	0	0	261	0	0	0	0	0	0	0	0	0	261
Oppose	4	0	0	0	0	42	0	0	0	0	0	0	0	0	0	42
Strongly oppose	5	0	0	0	0	8	0	0	0	0	0	0	0	0	0	8
Don't know	8	0	0	0	0	10	0	0	0	0	0	0	0	0	0	10
No answer	9	0	0	0	0	6	0	0	0	0	0	0	0	0	0	6
Not applicable	IAP	13626	354	7542	353	5449	10334	2817	2765	2812	4510	2023	2044	1974	2538	59141

F. Living in a neighborhood where half your neighbors were raised in the South?

[VAR: LIVESO]

<u>RESPONSE</u>	<u>PUNCH</u>	<u>YEAR</u>														
		<u>1972-82</u>	<u>1982B</u>	<u>1983-87</u>	<u>1987B</u>	<u>1988-91</u>	<u>1993-98</u>	<u>2000</u>	<u>2002</u>	<u>2004</u>	<u>2006</u>	<u>2008</u>	<u>2010</u>	<u>2012</u>	<u>2014</u>	<u>ALL</u>
Strongly favor	1	0	0	0	0	45	0	0	0	0	0	0	0	0	0	45
Favor	2	0	0	0	0	146	0	0	0	0	0	0	0	0	0	146
Neither favor nor oppose	3	0	0	0	0	536	0	0	0	0	0	0	0	0	0	536
Oppose	4	0	0	0	0	132	0	0	0	0	0	0	0	0	0	132
Strongly oppose	5	0	0	0	0	33	0	0	0	0	0	0	0	0	0	33
Don't know	8	0	0	0	0	17	0	0	0	0	0	0	0	0	0	17
No answer	9	0	0	0	0	5	0	0	0	0	0	0	0	0	0	5
Not applicable	IAP	13626	354	7542	353	4993	10334	2817	2765	2812	4510	2023	2044	1974	2538	58685

G. Living in a neighborhood where half of your neighbors were whites?

[VAR: LIVEWHTS]

RESPONSE	PUNCH	YEAR														
		<u>1972-82</u>	<u>1982B</u>	<u>1983-87</u>	<u>1987B</u>	<u>1988-91</u>	<u>1993-98</u>	<u>2000</u>	<u>2002</u>	<u>2004</u>	<u>2006</u>	<u>2008</u>	<u>2010</u>	<u>2012</u>	<u>2014</u>	<u>ALL</u>
Strongly favor	1	0	0	0	0	0	0	412	257	167	429	258	308	267	322	2420
Favor	2	0	0	0	0	0	0	294	212	201	446	310	354	315	371	2503
Neither favor nor oppose	3	0	0	0	0	0	0	537	365	460	972	661	686	642	878	5201
Oppose	4	0	0	0	0	0	0	71	48	52	104	61	47	40	65	488
Strongly oppose	5	0	0	0	0	0	0	23	19	17	24	23	16	22	23	167
Don't know	8	0	0	0	0	0	0	13	7	7	13	13	13	14	12	92
No answer	9	0	0	0	0	0	0	48	0	2	4	3	6	2	4	69
Not applicable	IAP	13626	354	7542	353	5907	10334	1419	1857	1906	2518	694	614	672	863	48659

406. What about having a close relative marry a Jewish person? Would you be very in favor of it happening, somewhat in favor, neither in favor nor opposed to it happening, somewhat opposed, or very opposed to it happening?

A. A Jewish person?

[VAR: MARJEW]

RESPONSE	PUNCH	YEAR														
		<u>1972-82</u>	<u>1982B</u>	<u>1983-87</u>	<u>1987B</u>	<u>1988-91</u>	<u>1993-98</u>	<u>2000</u>	<u>2002</u>	<u>2004</u>	<u>2006</u>	<u>2008</u>	<u>2010</u>	<u>2012</u>	<u>2014</u>	<u>ALL</u>
Strongly favor	1	0	0	0	0	98	0	245	0	0	0	0	0	0	0	343
Favor	2	0	0	0	0	167	0	245	0	0	0	0	0	0	0	412
Neither favor nor oppose	3	0	0	0	0	859	0	649	0	0	0	0	0	0	0	1508
Oppose	4	0	0	0	0	154	0	110	0	0	0	0	0	0	0	264
Strongly oppose	5	0	0	0	0	68	0	66	0	0	0	0	0	0	0	134
Don't know	8	0	0	0	0	16	0	70	0	0	0	0	0	0	0	86
No answer	9	0	0	0	0	10	0	13	0	0	0	0	0	0	0	23
Not applicable	IAP	13626	354	7542	353	4535	10334	1419	2765	2812	4510	2023	2044	1974	2538	56829

B. How about having a close relative or family member marry a black person?

[VAR: MARBLK]

RESPONSE	PUNCH	YEAR														
		1972-82	1982B	1983-87	1987B	1988-91	1993-98	2000	2002	2004	2006	2008	2010	2012	2014	ALL
Strongly favor	1	0	0	0	0	96	376	413	186	131	333	235	293	241	343	2647
Favor	2	0	0	0	0	61	306	278	102	106	263	189	189	169	240	1903
Neither favor nor oppose	3	0	0	0	0	407	1111	875	356	432	900	612	680	665	844	6882
Oppose	4	0	0	0	0	342	465	307	127	124	235	138	136	112	127	2113
Strongly oppose	5	0	0	0	0	441	537	402	131	108	248	145	123	104	104	2343
Don't know	8	0	0	0	0	15	25	30	6	1	10	5	4	9	9	114
No answer	9	0	0	0	0	10	20	26	0	4	3	5	5	2	8	83
Not applicable	IAP	13626	354	7542	353	4535	7494	486	1857	1906	2518	694	614	672	863	43514

C. An Asian American person?

[VAR: MARASIAN]

RESPONSE	PUNCH	YEAR														
		1972-82	1982B	1983-87	1987B	1988-91	1993-98	2000	2002	2004	2006	2008	2010	2012	2014	ALL
Strongly favor	1	0	0	0	0	39	0	202	0	106	303	229	263	245	329	1716
Favor	2	0	0	0	0	90	0	236	0	155	335	213	234	196	272	1731
Neither favor nor oppose	3	0	0	0	0	632	0	609	0	482	1000	673	743	701	895	5735
Oppose	4	0	0	0	0	373	0	159	0	99	215	132	123	99	103	1303
Strongly oppose	5	0	0	0	0	205	0	115	0	58	125	70	58	47	56	734
Don't know	8	0	0	0	0	24	0	62	0	3	11	9	5	12	14	140
No answer	9	0	0	0	0	9	0	15	0	3	3	3	4	2	6	45
Not applicable	IAP	13626	354	7542	353	4535	10334	1419	2765	1906	2518	694	614	672	863	48195

D. An Hispanic American person?

[VAR: MARHISP]

RESPONSE	PUNCH	YEAR														
		1972-82	1982B	1983-87	1987B	1988-91	1993-98	2000	2002	2004	2006	2008	2010	2012	2014	ALL
Strongly favor	1	0	0	0	0	62	0	243	0	121	360	250	267	260	356	1919
Favor	2	0	0	0	0	94	0	228	0	140	321	209	230	198	268	1688
Neither favor nor oppose	3	0	0	0	0	636	0	597	0	484	950	651	734	688	880	5620
Oppose	4	0	0	0	0	343	0	158	0	100	227	129	124	87	98	1266
Strongly oppose	5	0	0	0	0	208	0	111	0	54	123	80	65	52	55	748
Don't know	8	0	0	0	0	19	0	47	0	3	8	6	5	15	12	115
No answer	9	0	0	0	0	10	0	14	0	4	3	4	5	2	6	48
Not applicable	IAP	13626	354	7542	353	4535	10334	1419	2765	1906	2518	694	614	672	863	48195

E. A white raised in the North?

**(INTERVIEWER: READ OPPOSITE REGION - SOUTH = CENSUS REGIONS - SOUTH ATLANTIC,
SOUTH EAST, CENTRAL, SOUTH WEST CENTRAL; NORTH = EVERYWHERE ELSE)**

[VAR: MARNO]

<u>RESPONSE</u>	<u>PUNCH</u>	<u>YEAR</u>														
		<u>1972-82</u>	<u>1982B</u>	<u>1983-87</u>	<u>1987B</u>	<u>1988-91</u>	<u>1993-98</u>	<u>2000</u>	<u>2002</u>	<u>2004</u>	<u>2006</u>	<u>2008</u>	<u>2010</u>	<u>2012</u>	<u>2014</u>	<u>ALL</u>
Strongly favor	1	0	0	0	0	51	0	0	0	0	0	0	0	0	0	51
Favor	2	0	0	0	0	77	0	0	0	0	0	0	0	0	0	77
Neither favor nor oppose	3	0	0	0	0	268	0	0	0	0	0	0	0	0	0	268
Oppose	4	0	0	0	0	35	0	0	0	0	0	0	0	0	0	35
Strongly oppose	5	0	0	0	0	16	0	0	0	0	0	0	0	0	0	16
Don't know	8	0	0	0	0	6	0	0	0	0	0	0	0	0	0	6
No answer	9	0	0	0	0	5	0	0	0	0	0	0	0	0	0	5
Not applicable	IAP	13626	354	7542	353	5449	10334	2817	2765	2812	4510	2023	2044	1974	2538	59141

F. A white raised in the South?

**(INTERVIEWER: READ OPPOSITE REGION - SOUTH = CENSUS REGIONS - SOUTH ATLANTIC,
SOUTH EAST, CENTRAL, SOUTH WEST CENTRAL; NORTH = EVERYWHERE ELSE)**

[VAR: MARSO]

<u>RESPONSE</u>	<u>PUNCH</u>	<u>YEAR</u>														
		<u>1972-82</u>	<u>1982B</u>	<u>1983-87</u>	<u>1987B</u>	<u>1988-91</u>	<u>1993-98</u>	<u>2000</u>	<u>2002</u>	<u>2004</u>	<u>2006</u>	<u>2008</u>	<u>2010</u>	<u>2012</u>	<u>2014</u>	<u>ALL</u>
Strongly favor	1	0	0	0	0	62	0	0	0	0	0	0	0	0	0	62
Favor	2	0	0	0	0	125	0	0	0	0	0	0	0	0	0	125
Neither favor nor oppose	3	0	0	0	0	598	0	0	0	0	0	0	0	0	0	598
Oppose	4	0	0	0	0	78	0	0	0	0	0	0	0	0	0	78
Strongly oppose	5	0	0	0	0	34	0	0	0	0	0	0	0	0	0	34
Don't know	8	0	0	0	0	13	0	0	0	0	0	0	0	0	0	13
No answer	9	0	0	0	0	4	0	0	0	0	0	0	0	0	0	4
Not applicable	IAP	13626	354	7542	353	4993	10334	2817	2765	2812	4510	2023	2044	1974	2538	58685

- G. What about having a close relative marry a white person? Would you be very in favor of it happening, somewhat in favor, neither in favor nor opposed to it happening, somewhat opposed, or very opposed to it happening?

[VAR: MARWHT]

<u>RESPONSE</u>	<u>PUNCH</u>	<u>YEAR</u>														
		<u>1972-82</u>	<u>1982B</u>	<u>1983-87</u>	<u>1987B</u>	<u>1988-91</u>	<u>1993-98</u>	<u>2000</u>	<u>2002</u>	<u>2004</u>	<u>2006</u>	<u>2008</u>	<u>2010</u>	<u>2012</u>	<u>2014</u>	<u>ALL</u>
Strongly favor	1	0	0	0	0	0	0	698	478	387	876	544	564	500	607	4654
Favor	2	0	0	0	0	0	0	154	109	119	280	191	204	172	238	1467
Neither favor nor oppose	3	0	0	0	0	0	0	405	275	362	767	548	600	589	765	4311
Oppose	4	0	0	0	0	0	0	29	26	19	38	25	33	24	40	234
Strongly oppose	5	0	0	0	0	0	0	14	13	13	21	15	20	11	13	120
Don't know	8	0	0	0	0	0	0	12	6	2	7	4	5	5	8	49
No answer	9	0	0	0	0	0	0	86	1	4	3	2	4	1	4	105
Not applicable	IAP	13626	354	7542	353	5907	10334	1419	1857	1906	2518	694	614	672	863	48659

407. Here are some proposals about welfare. I would like to know if you favor or oppose them. (READ "A") - Would you say that you strongly favor it, favor it, neither favor nor oppose it, oppose it, or strongly oppose it?

- A. First, requiring that people must work in order to receive welfare.

[VAR: WORKFARE]

<u>RESPONSE</u>	<u>PUNCH</u>	<u>YEAR</u>														
		<u>1972-82</u>	<u>1982B</u>	<u>1983-87</u>	<u>1987B</u>	<u>1988-91</u>	<u>1993-98</u>	<u>2000</u>	<u>2002</u>	<u>2004</u>	<u>2006</u>	<u>2008</u>	<u>2010</u>	<u>2012</u>	<u>2014</u>	<u>ALL</u>
Strongly favor	1	0	0	0	0	623	0	0	0	0	0	0	0	0	0	623
Favor	2	0	0	0	0	488	0	0	0	0	0	0	0	0	0	488
Neither favor nor oppose	3	0	0	0	0	115	0	0	0	0	0	0	0	0	0	115
Oppose	4	0	0	0	0	97	0	0	0	0	0	0	0	0	0	97
Strongly oppose	5	0	0	0	0	28	0	0	0	0	0	0	0	0	0	28
Don't know	8	0	0	0	0	12	0	0	0	0	0	0	0	0	0	12
No answer	9	0	0	0	0	9	0	0	0	0	0	0	0	0	0	9
Not applicable	IAP	13626	354	7542	353	4535	10334	2817	2765	2812	4510	2023	2044	1974	2538	58227

B. Second, reducing welfare benefits to make working for a living more attractive.

[VAR: LESSFARE]

<u>RESPONSE</u>	<u>PUNCH</u>	<u>YEAR</u>														
		<u>1972-82</u>	<u>1982B</u>	<u>1983-87</u>	<u>1987B</u>	<u>YEAR</u>	<u>1993-98</u>	<u>2000</u>	<u>2002</u>	<u>2004</u>	<u>2006</u>	<u>2008</u>	<u>2010</u>	<u>2012</u>	<u>2014</u>	<u>ALL</u>
Strongly favor	1	0	0	0	0	445	0	0	0	0	0	0	0	0	0	445
Favor	2	0	0	0	0	494	0	0	0	0	0	0	0	0	0	494
Neither favor nor oppose	3	0	0	0	0	149	0	0	0	0	0	0	0	0	0	149
Oppose	4	0	0	0	0	184	0	0	0	0	0	0	0	0	0	184
Strongly oppose	5	0	0	0	0	53	0	0	0	0	0	0	0	0	0	53
Don't know	8	0	0	0	0	38	0	0	0	0	0	0	0	0	0	38
No answer	9	0	0	0	0	9	0	0	0	0	0	0	0	0	0	9
Not applicable	IAP	13626	354	7542	353	4535	10334	2817	2765	2812	4510	2023	2044	1974	2538	58227

408. Here are several things that the government in Washington might do to deal with the problems of poverty and unemployment. I would like you to tell me if you favor or oppose them. (READ "A") -Would you say that you strongly favor it, favor it, neither favor nor oppose it, oppose, or strongly oppose it?

A. Giving businesses and industry special tax breaks for locating in poor and high unemployment areas.

[VAR: POVZONE]

<u>RESPONSE</u>	<u>PUNCH</u>	<u>YEAR</u>														
		<u>1972-82</u>	<u>1982B</u>	<u>1983-87</u>	<u>1987B</u>	<u>1988-91</u>	<u>1993-98</u>	<u>2000</u>	<u>2002</u>	<u>2004</u>	<u>2006</u>	<u>2008</u>	<u>2010</u>	<u>2012</u>	<u>2014</u>	<u>ALL</u>
Strongly favor	1	0	0	0	0	123	0	0	0	0	0	0	0	0	0	123
Favor	2	0	0	0	0	331	0	0	0	0	0	0	0	0	0	331
Neither favor nor oppose	3	0	0	0	0	104	0	0	0	0	0	0	0	0	0	104
Oppose	4	0	0	0	0	63	0	0	0	0	0	0	0	0	0	63
Strongly oppose	5	0	0	0	0	21	0	0	0	0	0	0	0	0	0	21
Don't know	8	0	0	0	0	26	0	0	0	0	0	0	0	0	0	26
No answer	9	0	0	0	0	6	0	0	0	0	0	0	0	0	0	6
Not applicable	IAP	13626	354	7542	353	5233	10334	2817	2765	2812	4510	2023	2044	1974	2538	58925

- B. Spending more money on the schools in poor neighborhoods especially for pre-school and early education programs.

[VAR: POVCHS]

<u>RESPONSE</u>	<u>PUNCH</u>	<u>YEAR</u>														
		<u>1972-82</u>	<u>1982B</u>	<u>1983-87</u>	<u>1987B</u>	<u>1988-91</u>	<u>1993-98</u>	<u>2000</u>	<u>2002</u>	<u>2004</u>	<u>2006</u>	<u>2008</u>	<u>2010</u>	<u>2012</u>	<u>2014</u>	<u>ALL</u>
Strongly favor	1	0	0	0	0	211	0	0	0	0	0	0	0	0	0	211
Favor	2	0	0	0	0	360	0	0	0	0	0	0	0	0	0	360
Neither favor nor oppose	3	0	0	0	0	49	0	0	0	0	0	0	0	0	0	49
Oppose	4	0	0	0	0	28	0	0	0	0	0	0	0	0	0	28
Strongly oppose	5	0	0	0	0	9	0	0	0	0	0	0	0	0	0	9
Don't know	8	0	0	0	0	11	0	0	0	0	0	0	0	0	0	11
No answer	9	0	0	0	0	6	0	0	0	0	0	0	0	0	0	6
Not applicable	IAP	13626	354	7542	353	5233	10334	2817	2765	2812	4510	2023	2044	1974	2538	58925

- C. Provide special college scholarships for children from economically disadvantaged backgrounds who maintain good grades.

[VAR: POVCOL]

<u>RESPONSE</u>	<u>PUNCH</u>	<u>YEAR</u>														
		<u>1972-82</u>	<u>1982B</u>	<u>1983-87</u>	<u>1987B</u>	<u>1988-91</u>	<u>1993-98</u>	<u>2000</u>	<u>2002</u>	<u>2004</u>	<u>2006</u>	<u>2008</u>	<u>2010</u>	<u>2012</u>	<u>2014</u>	<u>ALL</u>
Strongly favor	1	0	0	0	0	256	0	0	0	0	0	0	0	0	0	256
Favor	2	0	0	0	0	349	0	0	0	0	0	0	0	0	0	349
Neither favor nor oppose	3	0	0	0	0	37	0	0	0	0	0	0	0	0	0	37
Oppose	4	0	0	0	0	12	0	0	0	0	0	0	0	0	0	12
Strongly oppose	5	0	0	0	0	7	0	0	0	0	0	0	0	0	0	7
Don't know	8	0	0	0	0	7	0	0	0	0	0	0	0	0	0	7
No answer	9	0	0	0	0	6	0	0	0	0	0	0	0	0	0	6
Not applicable	IAP	13626	354	7542	353	5233	10334	2817	2765	2812	4510	2023	2044	1974	2538	58925

409. Here are several things that the government in Washington might do to deal with the problems of poverty and unemployment among Black Americans. I would like you to tell me if you favor or oppose them. (READ "A") - Would you say that you strongly favor it, favor it, neither favor it nor oppose it, oppose it, or strongly oppose it?

A. Giving business and industry special tax breaks for locating in largely black areas.

[VAR: BLKZONE]

<u>RESPONSE</u>	<u>PUNCH</u>	<u>YEAR</u>														
		<u>1972-82</u>	<u>1982B</u>	<u>1983-87</u>	<u>1987B</u>	<u>1988-91</u>	<u>1993-98</u>	<u>2000</u>	<u>2002</u>	<u>2004</u>	<u>2006</u>	<u>2008</u>	<u>2010</u>	<u>2012</u>	<u>2014</u>	<u>ALL</u>
Strongly favor	1	0	0	0	0	68	0	0	0	0	0	0	0	0	0	68
Favor	2	0	0	0	0	241	0	0	0	0	0	0	0	0	0	241
Neither favor nor oppose	3	0	0	0	0	160	0	0	0	0	0	0	0	0	0	160
Oppose	4	0	0	0	0	149	0	0	0	0	0	0	0	0	0	149
Strongly oppose	5	0	0	0	0	46	0	0	0	0	0	0	0	0	0	46
Don't know	8	0	0	0	0	25	0	0	0	0	0	0	0	0	0	25
No answer	9	0	0	0	0	9	0	0	0	0	0	0	0	0	0	9
Not applicable	IAP	13626	354	7542	353	5209	10334	2817	2765	2812	4510	2023	2044	1974	2538	58901

B. Spending more money on the schools in black neighborhoods, especially for pre-school and early education programs.

[VAR: BLKSCHS]

<u>RESPONSE</u>	<u>PUNCH</u>	<u>YEAR</u>														
		<u>1972-82</u>	<u>1982B</u>	<u>1983-87</u>	<u>1987B</u>	<u>1988-91</u>	<u>1993-98</u>	<u>2000</u>	<u>2002</u>	<u>2004</u>	<u>2006</u>	<u>2008</u>	<u>2010</u>	<u>2012</u>	<u>2014</u>	<u>ALL</u>
Strongly favor	1	0	0	0	0	149	0	0	0	0	0	0	0	0	0	149
Favor	2	0	0	0	0	335	0	0	0	0	0	0	0	0	0	335
Neither favor nor oppose	3	0	0	0	0	91	0	0	0	0	0	0	0	0	0	91
Oppose	4	0	0	0	0	75	0	0	0	0	0	0	0	0	0	75
Strongly oppose	5	0	0	0	0	25	0	0	0	0	0	0	0	0	0	25
Don't know	8	0	0	0	0	14	0	0	0	0	0	0	0	0	0	14
No answer	9	0	0	0	0	9	0	0	0	0	0	0	0	0	0	9
Not applicable	IAP	13626	354	7542	353	5209	10334	2817	2765	2812	4510	2023	2044	1974	2538	58901

C. Provide special college scholarships for black children who maintain good grades.

[VAR: BLKCOL]

<u>RESPONSE</u>	<u>PUNCH</u>	<u>YEAR</u>														
		<u>1972-82</u>	<u>1982B</u>	<u>1983-87</u>	<u>1987B</u>	<u>1988-91</u>	<u>1993-98</u>	<u>2000</u>	<u>2002</u>	<u>2004</u>	<u>2006</u>	<u>2008</u>	<u>2010</u>	<u>2012</u>	<u>2014</u>	<u>ALL</u>
Strongly favor	1	0	0	0	0	149	0	0	0	0	0	0	0	0	0	149
Favor	2	0	0	0	0	348	0	0	0	0	0	0	0	0	0	348
Neither favor nor oppose	3	0	0	0	0	88	0	0	0	0	0	0	0	0	0	88
Oppose	4	0	0	0	0	67	0	0	0	0	0	0	0	0	0	67
Strongly oppose	5	0	0	0	0	27	0	0	0	0	0	0	0	0	0	27
Don't know	8	0	0	0	0	8	0	0	0	0	0	0	0	0	0	8
No answer	9	0	0	0	0	11	0	0	0	0	0	0	0	0	0	11
Not applicable	IAP	13626	354	7542	353	5209	10334	2817	2765	2812	4510	2023	2044	1974	2538	58901

D. Forbidding the use of racial quotas in hiring and employment.

[VAR: RACQUOTA]

<u>RESPONSE</u>	<u>PUNCH</u>	<u>YEAR</u>														
		<u>1972-82</u>	<u>1982B</u>	<u>1983-87</u>	<u>1987B</u>	<u>1988-91</u>	<u>1993-98</u>	<u>2000</u>	<u>2002</u>	<u>2004</u>	<u>2006</u>	<u>2008</u>	<u>2010</u>	<u>2012</u>	<u>2014</u>	<u>ALL</u>
Strongly favor	1	0	0	0	0	138	0	0	0	0	0	0	0	0	0	138
Favor	2	0	0	0	0	261	0	0	0	0	0	0	0	0	0	261
Neither favor nor oppose	3	0	0	0	0	103	0	0	0	0	0	0	0	0	0	103
Oppose	4	0	0	0	0	105	0	0	0	0	0	0	0	0	0	105
Strongly oppose	5	0	0	0	0	41	0	0	0	0	0	0	0	0	0	41
Don't know	8	0	0	0	0	37	0	0	0	0	0	0	0	0	0	37
No answer	9	0	0	0	0	13	0	0	0	0	0	0	0	0	0	13
Not applicable	IAP	13626	354	7542	353	5209	10334	2817	2765	2812	4510	2023	2044	1974	2538	58901

410. Some people think that certain groups have too much influence in American life and politics, while other people feel that certain groups don't have as much influence as they deserve. On this card are three statements about how much influence a group might have. (1. Too much influence, 2. Just about the right amount of influence, 3. Too little influence) For each group I read to you, just tell me the number of the statement that best says how you feel.
(SHOW HAND CARD)

HAND CARD BS

A. Whites

[VAR: INFLUWHT]

RESPONSE	PUNCH	YEAR														
		1972-82	1982B	1983-87	1987B	1988-91	1993-98	2000	2002	2004	2006	2008	2010	2012	2014	ALL
Too much influence	1	0	0	0	0	340	0	0	0	0	0	0	0	0	0	340
Right amount of influence	2	0	0	0	0	867	0	0	0	0	0	0	0	0	0	867
Too little influence	3	0	0	0	0	78	0	0	0	0	0	0	0	0	0	78
Don't know	8	0	0	0	0	65	0	0	0	0	0	0	0	0	0	65
No answer	9	0	0	0	0	22	0	0	0	0	0	0	0	0	0	22
Not applicable	IAP	13626	354	7542	353	4535	10334	2817	2765	2812	4510	2023	2044	1974	2538	58227

B. Jews

[VAR: INFLUJEW]

RESPONSE	PUNCH	YEAR														
		1972-82	1982B	1983-87	1987B	1988-91	1993-98	2000	2002	2004	2006	2008	2010	2012	2014	ALL
Too much influence	1	0	0	0	0	286	0	0	0	0	0	0	0	0	0	286
Right amount of influence	2	0	0	0	0	735	0	0	0	0	0	0	0	0	0	735
Too little influence	3	0	0	0	0	170	0	0	0	0	0	0	0	0	0	170
Don't know	8	0	0	0	0	158	0	0	0	0	0	0	0	0	0	158
No answer	9	0	0	0	0	23	0	0	0	0	0	0	0	0	0	23
Not applicable	IAP	13626	354	7542	353	4535	10334	2817	2765	2812	4510	2023	2044	1974	2538	58227

C. Blacks

[VAR: INFLUBLK]

<u>RESPONSE</u>	<u>PUNCH</u>	<u>YEAR</u>														
		<u>1972-82</u>	<u>1982B</u>	<u>1983-87</u>	<u>1987B</u>	<u>1988-91</u>	<u>1993-98</u>	<u>2000</u>	<u>2002</u>	<u>2004</u>	<u>2006</u>	<u>2008</u>	<u>2010</u>	<u>2012</u>	<u>2014</u>	<u>ALL</u>
Too much influence	1	0	0	0	0	191	0	0	0	0	0	0	0	0	0	191
Right amount of influence	2	0	0	0	0	424	0	0	0	0	0	0	0	0	0	424
Too little influence	3	0	0	0	0	633	0	0	0	0	0	0	0	0	0	633
Don't know	8	0	0	0	0	101	0	0	0	0	0	0	0	0	0	101
No answer	9	0	0	0	0	23	0	0	0	0	0	0	0	0	0	23
Not applicable	IAP	13626	354	7542	353	4535	10334	2817	2765	2812	4510	2023	2044	1974	2538	58227

D. Asian Americans

[VAR: INFLUASN]

<u>RESPONSE</u>	<u>PUNCH</u>	<u>YEAR</u>														
		<u>1972-82</u>	<u>1982B</u>	<u>1983-87</u>	<u>1987B</u>	<u>1988-91</u>	<u>1993-98</u>	<u>2000</u>	<u>2002</u>	<u>2004</u>	<u>2006</u>	<u>2008</u>	<u>2010</u>	<u>2012</u>	<u>2014</u>	<u>ALL</u>
Too much influence	1	0	0	0	0	85	0	0	0	0	0	0	0	0	0	85
Right amount of influence	2	0	0	0	0	553	0	0	0	0	0	0	0	0	0	553
Too little influence	3	0	0	0	0	503	0	0	0	0	0	0	0	0	0	503
Don't know	8	0	0	0	0	207	0	0	0	0	0	0	0	0	0	207
No answer	9	0	0	0	0	24	0	0	0	0	0	0	0	0	0	24
Not applicable	IAP	13626	354	7542	353	4535	10334	2817	2765	2812	4510	2023	2044	1974	2538	58227

E. Hispanic Americans

[VAR: INFLUHSP]

<u>RESPONSE</u>	<u>PUNCH</u>	<u>YEAR</u>														
		<u>1972-82</u>	<u>1982B</u>	<u>1983-87</u>	<u>1987B</u>	<u>1988-91</u>	<u>1993-98</u>	<u>2000</u>	<u>2002</u>	<u>2004</u>	<u>2006</u>	<u>2008</u>	<u>2010</u>	<u>2012</u>	<u>2014</u>	<u>ALL</u>
Too much influence	1	0	0	0	0	64	0	0	0	0	0	0	0	0	0	64
Right amount of influence	2	0	0	0	0	498	0	0	0	0	0	0	0	0	0	498
Too little influence	3	0	0	0	0	614	0	0	0	0	0	0	0	0	0	614
Don't know	8	0	0	0	0	174	0	0	0	0	0	0	0	0	0	174
No answer	9	0	0	0	0	22	0	0	0	0	0	0	0	0	0	22
Not applicable	IAP	13626	354	7542	353	4535	10334	2817	2765	2812	4510	2023	2044	1974	2538	58227

F. Southern Whites

[VAR: INFLUSO]

<u>RESPONSE</u>	<u>PUNCH</u>	<u>YEAR</u>														
		<u>1972-82</u>	<u>1982B</u>	<u>1983-87</u>	<u>1987B</u>	<u>1988-91</u>	<u>1993-98</u>	<u>2000</u>	<u>2002</u>	<u>2004</u>	<u>2006</u>	<u>2008</u>	<u>2010</u>	<u>2012</u>	<u>2014</u>	<u>ALL</u>
Too much influence	1	0	0	0	0	141	0	0	0	0	0	0	0	0	0	141
Right amount of influence	2	0	0	0	0	832	0	0	0	0	0	0	0	0	0	832
Too little influence	3	0	0	0	0	198	0	0	0	0	0	0	0	0	0	198
Don't know	8	0	0	0	0	180	0	0	0	0	0	0	0	0	0	180
No answer	9	0	0	0	0	21	0	0	0	0	0	0	0	0	0	21
Not applicable	IAP	13626	354	7542	353	4535	10334	2817	2765	2812	4510	2023	2044	1974	2538	58227

REMARKS: HAND CARD BS contains options 1-3.

411. How much discrimination is there that hurts the chances of Hispanic Americans to get good paying jobs? Would you say there is a lot, some, only a little, or none at all?

A. Hispanic Americans?

[VAR: HSPJOBS]

<u>RESPONSE</u>	<u>PUNCH</u>	<u>YEAR</u>														
		<u>1972-82</u>	<u>1982B</u>	<u>1983-87</u>	<u>1987B</u>	<u>1988-91</u>	<u>1993-98</u>	<u>2000</u>	<u>2002</u>	<u>2004</u>	<u>2006</u>	<u>2008</u>	<u>2010</u>	<u>2012</u>	<u>2014</u>	<u>ALL</u>
A lot	1	0	0	0	0	292	0	0	0	0	0	0	0	0	0	292
Some	2	0	0	0	0	612	0	0	0	0	0	0	0	0	0	612
Only a little	3	0	0	0	0	247	0	0	0	0	0	0	0	0	0	247
None at all	4	0	0	0	0	117	0	0	0	0	0	0	0	0	0	117
Don't know	8	0	0	0	0	95	0	0	0	0	0	0	0	0	0	95
No answer	9	0	0	0	0	9	0	0	0	0	0	0	0	0	0	9
Not applicable	IAP	13626	354	7542	353	4535	10334	2817	2765	2812	4510	2023	2044	1974	2538	58227

B. How about for blacks?

[VAR: BLKJOBS]

<u>RESPONSE</u>	<u>PUNCH</u>	<u>YEAR</u>														
		<u>1972-82</u>	<u>1982B</u>	<u>1983-87</u>	<u>1987B</u>	<u>1988-91</u>	<u>1993-98</u>	<u>2000</u>	<u>2002</u>	<u>2004</u>	<u>2006</u>	<u>2008</u>	<u>2010</u>	<u>2012</u>	<u>2014</u>	<u>ALL</u>
A lot	1	0	0	0	0	392	0	0	0	0	0	0	0	0	0	392
Some	2	0	0	0	0	577	0	0	0	0	0	0	0	0	0	577
Only a little	3	0	0	0	0	217	0	0	0	0	0	0	0	0	0	217
None at all	4	0	0	0	0	126	0	0	0	0	0	0	0	0	0	126
Don't know	8	0	0	0	0	49	0	0	0	0	0	0	0	0	0	49
No answer	9	0	0	0	0	11	0	0	0	0	0	0	0	0	0	11
Not applicable	IAP	13626	354	7542	353	4535	10334	2817	2765	2812	4510	2023	2044	1974	2538	58227

C. Asian Americans?

[VAR: ASNJOBS]

<u>RESPONSE</u>	<u>PUNCH</u>	<u>YEAR</u>														
		<u>1972-82</u>	<u>1982B</u>	<u>1983-87</u>	<u>1987B</u>	<u>1988-91</u>	<u>1993-98</u>	<u>2000</u>	<u>2002</u>	<u>2004</u>	<u>2006</u>	<u>2008</u>	<u>2010</u>	<u>2012</u>	<u>2014</u>	<u>ALL</u>
A lot	1	0	0	0	0	144	0	0	0	0	0	0	0	0	0	144
Some	2	0	0	0	0	585	0	0	0	0	0	0	0	0	0	585
Only a little	3	0	0	0	0	302	0	0	0	0	0	0	0	0	0	302
None at all	4	0	0	0	0	188	0	0	0	0	0	0	0	0	0	188
Don't know	8	0	0	0	0	141	0	0	0	0	0	0	0	0	0	141
No answer	9	0	0	0	0	12	0	0	0	0	0	0	0	0	0	12
Not applicable	IAP	13626	354	7542	353	4535	10334	2817	2765	2812	4510	2023	2044	1974	2538	58227

412. How much discrimination is there that makes it hard for Hispanic Americans to buy or rent housing wherever they want?

A. Hispanic Americans

[VAR: HSPHOUSE]

<u>RESPONSE</u>	<u>PUNCH</u>	<u>YEAR</u>														
		<u>1972-82</u>	<u>1982B</u>	<u>1983-87</u>	<u>1987B</u>	<u>1988-91</u>	<u>1993-98</u>	<u>2000</u>	<u>2002</u>	<u>2004</u>	<u>2006</u>	<u>2008</u>	<u>2010</u>	<u>2012</u>	<u>2014</u>	<u>ALL</u>
A lot	1	0	0	0	0	251	0	0	0	0	0	0	0	0	0	251
Some	2	0	0	0	0	572	0	0	0	0	0	0	0	0	0	572
Only a little	3	0	0	0	0	273	0	0	0	0	0	0	0	0	0	273
None at all	4	0	0	0	0	156	0	0	0	0	0	0	0	0	0	156
Don't know	8	0	0	0	0	112	0	0	0	0	0	0	0	0	0	112
No answer	9	0	0	0	0	8	0	0	0	0	0	0	0	0	0	8
Not applicable	IAP	13626	354	7542	353	4535	10334	2817	2765	2812	4510	2023	2044	1974	2538	58227

B. How about for blacks?

[VAR: BLKHOUSE]

<u>RESPONSE</u>	<u>PUNCH</u>	<u>YEAR</u>														
		<u>1972-82</u>	<u>1982B</u>	<u>1983-87</u>	<u>1987B</u>	<u>1988-91</u>	<u>1993-98</u>	<u>2000</u>	<u>2002</u>	<u>2004</u>	<u>2006</u>	<u>2008</u>	<u>2010</u>	<u>2012</u>	<u>2014</u>	<u>ALL</u>
A lot	1	0	0	0	0	452	0	0	0	0	0	0	0	0	0	452
Some	2	0	0	0	0	527	0	0	0	0	0	0	0	0	0	527
Only a little	3	0	0	0	0	193	0	0	0	0	0	0	0	0	0	193
None at all	4	0	0	0	0	131	0	0	0	0	0	0	0	0	0	131
Don't know	8	0	0	0	0	57	0	0	0	0	0	0	0	0	0	57
No answer	9	0	0	0	0	12	0	0	0	0	0	0	0	0	0	12
Not applicable	IAP	13626	354	7542	353	4535	10334	2817	2765	2812	4510	2023	2044	1974	2538	58227

C. Asian American?

[VAR: ASNHOUSE]

<u>RESPONSE</u>	<u>PUNCH</u>	<u>YEAR</u>														
		<u>1972-82</u>	<u>1982B</u>	<u>1983-87</u>	<u>1987B</u>	<u>1988-91</u>	<u>1993-98</u>	<u>2000</u>	<u>2002</u>	<u>2004</u>	<u>2006</u>	<u>2008</u>	<u>2010</u>	<u>2012</u>	<u>2014</u>	<u>ALL</u>
A lot	1	0	0	0	0	154	0	0	0	0	0	0	0	0	0	154
Some	2	0	0	0	0	565	0	0	0	0	0	0	0	0	0	565
Only a little	3	0	0	0	0	287	0	0	0	0	0	0	0	0	0	287
None at all	4	0	0	0	0	213	0	0	0	0	0	0	0	0	0	213
Don't know	8	0	0	0	0	141	0	0	0	0	0	0	0	0	0	141
No answer	9	0	0	0	0	12	0	0	0	0	0	0	0	0	0	12
Not applicable	IAP	13626	354	7542	353	4535	10334	2817	2765	2812	4510	2023	2044	1974	2538	58227

IF EMPLOYED

413. Are the people who work where you work all white, mostly white, about half and half, mostly black, or all black?

[VAR: RACWORK]

<u>RESPONSE</u>	<u>PUNCH</u>	<u>YEAR</u>														
		<u>1972-82</u>	<u>1982B</u>	<u>1983-87</u>	<u>1987B</u>	<u>1988-91</u>	<u>1993-98</u>	<u>2000</u>	<u>2002</u>	<u>2004</u>	<u>2006</u>	<u>2008</u>	<u>2010</u>	<u>2012</u>	<u>2014</u>	<u>ALL</u>
All white	1	0	0	0	0	276	548	314	155	163	290	168	159	167	194	2434
Mostly white	2	0	0	0	0	387	914	574	291	259	548	336	358	333	443	4443
About half and half	3	0	0	0	0	98	354	242	117	131	307	229	167	192	321	2158
Mostly black	4	0	0	0	0	25	71	59	28	25	52	49	37	42	42	430
All black	5	0	0	0	0	8	19	8	7	3	7	8	4	5	5	74
Works alone	6	0	0	0	0	1	0	0	0	0	0	0	0	0	0	1
Don't know	8	0	0	0	0	58	25	15	10	6	33	30	30	22	23	252
No answer	9	0	0	0	0	24	42	24	1	5	9	5	7	17	6	140
Not applicable (Not currently employed)	IAP	13626	354	7542	353	5030	8361	1581	2156	2220	3264	1198	1282	1196	1504	49667

IF EMPLOYED

414. Does the place where you work have an affirmative action program or make any special effort to hire and promote minorities?

[VAR: AFFACT]

<u>RESPONSE</u>	<u>PUNCH</u>	<u>YEAR</u>														
		<u>1972-82</u>	<u>1982B</u>	<u>1983-87</u>	<u>1987B</u>	<u>1988-91</u>	<u>1993-98</u>	<u>2000</u>	<u>2002</u>	<u>2004</u>	<u>2006</u>	<u>2008</u>	<u>2010</u>	<u>2012</u>	<u>2014</u>	<u>ALL</u>
Yes	1	0	0	0	0	387	0	0	0	0	0	0	0	0	0	387
No	2	0	0	0	0	360	0	0	0	0	0	0	0	0	0	360
Don't know	8	0	0	0	0	108	0	0	0	0	0	0	0	0	0	108
No answer	9	0	0	0	0	22	0	0	0	0	0	0	0	0	0	22
Not applicable (Not currently employed)	IAP	13626	354	7542	353	5030	10334	2817	2765	2812	4510	2023	2044	1974	2538	58722

415. What do you think the chances are these days that a white person won't get a job or promotion while an equally or less qualified black person gets one instead? Is this very likely, somewhat likely, or not very likely to happen these days?

[VAR: DISCAFF]

<u>RESPONSE</u>	<u>PUNCH</u>	<u>YEAR</u>														
		<u>1972-82</u>	<u>1982B</u>	<u>1983-87</u>	<u>1987B</u>	<u>1988-91</u>	<u>1993-98</u>	<u>2000</u>	<u>2002</u>	<u>2004</u>	<u>2006</u>	<u>2008</u>	<u>2010</u>	<u>2012</u>	<u>2014</u>	<u>ALL</u>
Very likely	1	0	0	0	0	343	796	351	185	140	353	215	187	200	240	3010
Somewhat likely	2	0	0	0	0	534	1594	816	437	414	915	591	558	539	718	7116
Not very likely	3	0	0	0	0	467	1057	629	270	310	648	490	488	503	699	5561
Don't know	8	0	0	0	0	16	116	34	31	33	82	51	43	61	54	521
No answer	9	0	0	0	0	12	48	31	1	1	5	5	5	5	3	116
Not applicable	IAP	13626	354	7542	353	4535	6723	956	1841	1914	2507	671	763	666	824	43275

A. Do you feel this way because of something that happened to you personally, because it happened to a relative, family member or close friend, because you saw it occurring at work, or because you have heard about it from the media or other sources? (CHECK ALL THAT APPLY)

1. Something that happened to you personally?

[VAR: DISCWHY1]

<u>RESPONSE</u>	<u>PUNCH</u>	<u>YEAR</u>														
		<u>1972-82</u>	<u>1982B</u>	<u>1983-87</u>	<u>1987B</u>	<u>1988-91</u>	<u>1993-98</u>	<u>2000</u>	<u>2002</u>	<u>2004</u>	<u>2006</u>	<u>2008</u>	<u>2010</u>	<u>2012</u>	<u>2014</u>	<u>ALL</u>
Yes	1	0	0	0	0	64	0	0	0	0	0	0	0	0	0	64
No	2	0	0	0	0	801	0	0	0	0	0	0	0	0	0	801
Don't know	8	0	0	0	0	18	0	0	0	0	0	0	0	0	0	18
No answer	9	0	0	0	0	22	0	0	0	0	0	0	0	0	0	22
Not applicable	IAP	13626	354	7542	353	5002	10334	2817	2765	2812	4510	2023	2044	1974	2538	58694

2. Something that happened to a relative, family member, or a close friend

[VAR: DISCWHY2]

<u>RESPONSE</u>	<u>PUNCH</u>	<u>YEAR</u>														
		<u>1972-82</u>	<u>1982B</u>	<u>1983-87</u>	<u>1987B</u>	<u>1988-91</u>	<u>1993-98</u>	<u>2000</u>	<u>2002</u>	<u>2004</u>	<u>2006</u>	<u>2008</u>	<u>2010</u>	<u>2012</u>	<u>2014</u>	<u>ALL</u>
Yes	1	0	0	0	0	137	0	0	0	0	0	0	0	0	0	137
No	2	0	0	0	0	728	0	0	0	0	0	0	0	0	0	728
Don't know	8	0	0	0	0	18	0	0	0	0	0	0	0	0	0	18
No answer	9	0	0	0	0	22	0	0	0	0	0	0	0	0	0	22
Not applicable	IAP	13626	354	7542	353	5002	10334	2817	2765	2812	4510	2023	2044	1974	2538	58694

3. Saw it occurring at work

[VAR: DISCWHY3]

<u>RESPONSE</u>	<u>PUNCH</u>	<u>YEAR</u>														
		<u>1972-82</u>	<u>1982B</u>	<u>1983-87</u>	<u>1987B</u>	<u>1988-91</u>	<u>1993-98</u>	<u>2000</u>	<u>2002</u>	<u>2004</u>	<u>2006</u>	<u>2008</u>	<u>2010</u>	<u>2012</u>	<u>2014</u>	<u>ALL</u>
Yes	1	0	0	0	0	189	0	0	0	0	0	0	0	0	0	189
No	2	0	0	0	0	676	0	0	0	0	0	0	0	0	0	676
Don't know	8	0	0	0	0	18	0	0	0	0	0	0	0	0	0	18
No answer	9	0	0	0	0	22	0	0	0	0	0	0	0	0	0	22
Not applicable	IAP	13626	354	7542	353	5002	10334	2817	2765	2812	4510	2023	2044	1974	2538	58694

4. Heard about it on the media

[VAR: DISCWHY4]

<u>RESPONSE</u>	<u>PUNCH</u>	<u>YEAR</u>														
		<u>1972-82</u>	<u>1982B</u>	<u>1983-87</u>	<u>1987B</u>	<u>1988-91</u>	<u>1993-98</u>	<u>2000</u>	<u>2002</u>	<u>2004</u>	<u>2006</u>	<u>2008</u>	<u>2010</u>	<u>2012</u>	<u>2014</u>	<u>ALL</u>
Yes	1	0	0	0	0	360	0	0	0	0	0	0	0	0	0	360
No	2	0	0	0	0	505	0	0	0	0	0	0	0	0	0	505
Don't know	8	0	0	0	0	18	0	0	0	0	0	0	0	0	0	18
No answer	9	0	0	0	0	22	0	0	0	0	0	0	0	0	0	22
Not applicable	IAP	13626	354	7542	353	5002	10334	2817	2765	2812	4510	2023	2044	1974	2538	58694

5. Heard about it from another source

[VAR: DISCWHY5]

<u>RESPONSE</u>	<u>PUNCH</u>	<u>YEAR</u>														
		<u>1972-82</u>	<u>1982B</u>	<u>1983-87</u>	<u>1987B</u>	<u>1988-91</u>	<u>1993-98</u>	<u>2000</u>	<u>2002</u>	<u>2004</u>	<u>2006</u>	<u>2008</u>	<u>2010</u>	<u>2012</u>	<u>2014</u>	<u>ALL</u>
Yes	1	0	0	0	0	308	0	0	0	0	0	0	0	0	0	308
No	2	0	0	0	0	557	0	0	0	0	0	0	0	0	0	557
Don't know	8	0	0	0	0	18	0	0	0	0	0	0	0	0	0	18
No answer	9	0	0	0	0	22	0	0	0	0	0	0	0	0	0	22
Not applicable	IAP	13626	354	7542	353	5002	10334	2817	2765	2812	4510	2023	2044	1974	2538	58694

6. Other (SPECIFY)

[VAR: DISCWHY6]

<u>RESPONSE</u>	<u>PUNCH</u>	<u>YEAR</u>														
		<u>1972-82</u>	<u>1982B</u>	<u>1983-87</u>	<u>1987B</u>	<u>1988-91</u>	<u>1993-98</u>	<u>2000</u>	<u>2002</u>	<u>2004</u>	<u>2006</u>	<u>2008</u>	<u>2010</u>	<u>2012</u>	<u>2014</u>	<u>ALL</u>
No specific source	1	0	0	0	0	18	0	0	0	0	0	0	0	0	0	18
All of the above	2	0	0	0	0	3	0	0	0	0	0	0	0	0	0	3
The Law	3	0	0	0	0	6	0	0	0	0	0	0	0	0	0	6
Don't know	8	0	0	0	0	26	0	0	0	0	0	0	0	0	0	26
No answer	9	0	0	0	0	25	0	0	0	0	0	0	0	0	0	25
Not applicable	IAP	13626	354	7542	353	5829	10334	2817	2765	2812	4510	2023	2044	1974	2538	59521

REMARKS: In 1994, DISCAFF was asked on Form 1 while a variant wording (DISCAFFY) of it appeared on Form 2. See Appendix P.

**The 1991 Topical Module: Work Organizations
(GENEJOB-SPLOCNUM, SATSELF-MOREGOOD)**

ASK EVERYONE:

Here are some questions about a new scientific technology called "genetic screening." Using genetic screening, it is now possible to tell whether someone has inherited a tendency to develop certain cancers and certain forms of heart disease. These tests do not mean that a person will always develop the disease, but only that he or she may do so, depending on other conditions.

416. A. Should employers have the right to give these genetic tests to people who are applying for a job, or shouldn't they have that right?

[VAR: GENEJOB]

RESPONSE	PUNCH	YEAR														
		<u>1972-82</u>	<u>1982B</u>	<u>1983-87</u>	<u>1987B</u>	<u>1988-91</u>	<u>1993-98</u>	<u>2000</u>	<u>2002</u>	<u>2004</u>	<u>2006</u>	<u>2008</u>	<u>2010</u>	<u>2012</u>	<u>2014</u>	<u>ALL</u>
Employers should have the right	1	0	0	0	0	210	0	0	0	0	0	0	0	0	0	210
Employers should not have the right	2	0	0	0	0	1220	0	0	0	0	0	0	0	0	0	1220
Don't know	8	0	0	0	0	70	0	0	0	0	0	0	0	0	0	70
No answer	9	0	0	0	0	17	0	0	0	0	0	0	0	0	0	17
Not applicable	IAP	13626	354	7542	353	4390	10334	2817	2765	2812	4510	2023	2044	1974	2538	58082

- B. Should employers have the right not to hire workers if tests show they have an inherited tendency to develop certain forms of cancer or heart disease, or should they not have the right?

[VAR: GENEHIRE]

RESPONSE	PUNCH	YEAR														
		<u>1972-82</u>	<u>1982B</u>	<u>1983-87</u>	<u>1987B</u>	<u>1988-91</u>	<u>1993-98</u>	<u>2000</u>	<u>2002</u>	<u>2004</u>	<u>2006</u>	<u>2008</u>	<u>2010</u>	<u>2012</u>	<u>2014</u>	<u>ALL</u>
Employers should have the right to not hire	1	0	0	0	0	109	0	0	0	0	0	0	0	0	0	109
Employers should not have that right	2	0	0	0	0	828	0	0	0	0	0	0	0	0	0	828
Don't know	8	0	0	0	0	40	0	0	0	0	0	0	0	0	0	40
No answer	9	0	0	0	0	16	0	0	0	0	0	0	0	0	0	16
Not applicable	IAP	13626	354	7542	353	4914	10334	2817	2765	2812	4510	2023	2044	1974	2538	58606

IF FORM "X", ASK GENEKANX. IF FORM "Y", GO TO GENEANY.

417. A. Suppose workers will be exposed to some cancer-causing materials on the job. In that case, should employers have the right not to hire workers whose tests show they have an inherited tendency to develop certain forms of cancer, or should they be required to clean up the workplace so it is safe for everyone?

[VAR: GENECA~~N~~X]

<u>RESPONSE</u>	<u>PUNCH</u>	<u>YEAR</u>														
		<u>1972-82</u>	<u>1982B</u>	<u>1983-87</u>	<u>1987B</u>	<u>1988-91</u>	<u>1993-98</u>	<u>2000</u>	<u>2002</u>	<u>2004</u>	<u>2006</u>	<u>2008</u>	<u>2010</u>	<u>2012</u>	<u>2014</u>	<u>ALL</u>
Employers should have the right not to hire those with a tendency towards cancer	1	0	0	0	0	45	0	0	0	0	0	0	0	0	0	45
Employers should clean up the workplace so it is safe for everyone	2	0	0	0	0	667	0	0	0	0	0	0	0	0	0	667
Don't know	8	0	0	0	0	34	0	0	0	0	0	0	0	0	0	34
No answer	9	0	0	0	0	10	0	0	0	0	0	0	0	0	0	10
Not applicable (Form 2)	IAP	13626	354	7542	353	5151	10334	2817	2765	2812	4510	2023	2044	1974	2538	58843

REMARKS: See FORM for discussion of split-half questions and sample design. In 1991 this variant appeared on Form 1.

IF FORM "Y", ASK GENECA~~N~~Y. IF FORM "X", GO TO PROFITS1-UNPROG

- B. Suppose workers will be exposed to some cancer-causing materials on the job. In that case, should employers have the right not to hire workers whose tests show they have an inherited tendency to develop certain forms of cancer, or should they not have that right?

[VAR: GENECA~~N~~Y]

<u>RESPONSE</u>	<u>PUNCH</u>	<u>YEAR</u>														
		<u>1972-82</u>	<u>1982B</u>	<u>1983-87</u>	<u>1987B</u>	<u>1988-91</u>	<u>1993-98</u>	<u>2000</u>	<u>2002</u>	<u>2004</u>	<u>2006</u>	<u>2008</u>	<u>2010</u>	<u>2012</u>	<u>2014</u>	<u>ALL</u>
Employers should have the right not to hire those with a tendency towards cancer	1	0	0	0	0	248	0	0	0	0	0	0	0	0	0	248
Employers should not have that right	2	0	0	0	0	445	0	0	0	0	0	0	0	0	0	445
Don't know	8	0	0	0	0	60	0	0	0	0	0	0	0	0	0	60
No answer	9	0	0	0	0	8	0	0	0	0	0	0	0	0	0	8
Not applicable (Form 1)	IAP	13626	354	7542	353	5146	10334	2817	2765	2812	4510	2023	2044	1974	2538	58838

REMARKS: See FORM for discussion of split-half questions and sample design. In 1991 this variant appeared on Form 2.

- C. Suppose a genetic screening test for certain forms of heart disease is made available by an employer to workers who want to take it. Who do you think should have control over access to the test results -- the worker or the employer?

[VAR: GENEGETS]

<u>RESPONSE</u>	<u>PUNCH</u>	<u>YEAR</u>														
		<u>1972-82</u>	<u>1982B</u>	<u>1983-87</u>	<u>1987B</u>	<u>1988-91</u>	<u>1993-98</u>	<u>2000</u>	<u>2002</u>	<u>2004</u>	<u>2006</u>	<u>2008</u>	<u>2010</u>	<u>2012</u>	<u>2014</u>	<u>ALL</u>
Employer should control access	1	0	0	0	0	83	0	0	0	0	0	0	0	0	0	83
Worker should control access	2	0	0	0	0	715	0	0	0	0	0	0	0	0	0	715
Both (Volunteered)	3	0	0	0	0	157	0	0	0	0	0	0	0	0	0	157
Don't know	8	0	0	0	0	31	0	0	0	0	0	0	0	0	0	31
No answer	9	0	0	0	0	7	0	0	0	0	0	0	0	0	0	7
Not applicable	IAP	13626	354	7542	353	4914	10334	2817	2765	2812	4510	2023	2044	1974	2538	58606

418. To what extent do you agree or disagree with the following statements? Please tell me whether you strongly agree, agree, disagree, or strongly disagree:

- A. The way most companies work, the only thing management cares about is profits, regardless of what workers want or need. Do you...

[VAR: PROFITS1]

<u>RESPONSE</u>	<u>PUNCH</u>	<u>YEAR</u>														
		<u>1972-82</u>	<u>1982B</u>	<u>1983-87</u>	<u>1987B</u>	<u>1988-91</u>	<u>1993-98</u>	<u>2000</u>	<u>2002</u>	<u>2004</u>	<u>2006</u>	<u>2008</u>	<u>2010</u>	<u>2012</u>	<u>2014</u>	<u>ALL</u>
Strongly agree	1	0	0	0	0	356	0	0	0	0	0	0	0	0	0	356
Agree	2	0	0	0	0	687	0	0	0	0	0	0	0	0	0	687
Disagree	3	0	0	0	0	376	0	0	0	0	0	0	0	0	0	376
Strongly disagree	4	0	0	0	0	46	0	0	0	0	0	0	0	0	0	46
Don't know	8	0	0	0	0	46	0	0	0	0	0	0	0	0	0	46
No answer	9	0	0	0	0	6	0	0	0	0	0	0	0	0	0	6
Not applicable	IAP	13626	354	7542	353	4390	10334	2817	2765	2812	4510	2023	2044	1974	2538	58082

B. Corporations should pay more of their profits to workers and less to shareholders...

[VAR: PROFITS2]

<u>RESPONSE</u>	<u>PUNCH</u>	<u>YEAR</u>														
		<u>1972-82</u>	<u>1982B</u>	<u>1983-87</u>	<u>1987B</u>	<u>1988-91</u>	<u>1993-98</u>	<u>2000</u>	<u>2002</u>	<u>2004</u>	<u>2006</u>	<u>2008</u>	<u>2010</u>	<u>2012</u>	<u>2014</u>	<u>ALL</u>
Strongly agree	1	0	0	0	0	248	0	0	0	0	0	0	0	0	0	248
Agree	2	0	0	0	0	895	0	0	0	0	0	0	0	0	0	895
Disagree	3	0	0	0	0	255	0	0	0	0	0	0	0	0	0	255
Strongly disagree	4	0	0	0	0	18	0	0	0	0	0	0	0	0	0	18
Don't know	8	0	0	0	0	94	0	0	0	0	0	0	0	0	0	94
No answer	9	0	0	0	0	7	0	0	0	0	0	0	0	0	0	7
Not applicable	IAP	13626	354	7542	353	4390	10334	2817	2765	2812	4510	2023	2044	1974	2538	58082

C. Unions in this country have too little power...

[VAR: UNPOWER]

<u>RESPONSE</u>	<u>PUNCH</u>	<u>YEAR</u>														
		<u>1972-82</u>	<u>1982B</u>	<u>1983-87</u>	<u>1987B</u>	<u>1988-91</u>	<u>1993-98</u>	<u>2000</u>	<u>2002</u>	<u>2004</u>	<u>2006</u>	<u>2008</u>	<u>2010</u>	<u>2012</u>	<u>2014</u>	<u>ALL</u>
Strongly agree	1	0	0	0	0	87	0	0	0	0	0	0	0	0	0	87
Agree	2	0	0	0	0	336	0	0	0	0	0	0	0	0	0	336
Disagree	3	0	0	0	0	721	0	0	0	0	0	0	0	0	0	721
Strongly disagree	4	0	0	0	0	203	0	0	0	0	0	0	0	0	0	203
Don't know	8	0	0	0	0	165	0	0	0	0	0	0	0	0	0	165
No answer	9	0	0	0	0	5	0	0	0	0	0	0	0	0	0	5
Not applicable	IAP	13626	354	7542	353	4390	10334	2817	2765	2812	4510	2023	2044	1974	2538	58082

D. For the most part, unions just stand in the way of economic progress in this country...

[VAR: UNPROG]

<u>RESPONSE</u>	<u>PUNCH</u>	<u>YEAR</u>														
		<u>1972-82</u>	<u>1982B</u>	<u>1983-87</u>	<u>1987B</u>	<u>1988-91</u>	<u>1993-98</u>	<u>2000</u>	<u>2002</u>	<u>2004</u>	<u>2006</u>	<u>2008</u>	<u>2010</u>	<u>2012</u>	<u>2014</u>	<u>ALL</u>
Strongly agree	1	0	0	0	0	87	0	0	0	0	0	0	0	0	0	87
Agree	2	0	0	0	0	402	0	0	0	0	0	0	0	0	0	402
Disagree	3	0	0	0	0	747	0	0	0	0	0	0	0	0	0	747
Strongly disagree	4	0	0	0	0	104	0	0	0	0	0	0	0	0	0	104
Don't know	8	0	0	0	0	170	0	0	0	0	0	0	0	0	0	170
No answer	9	0	0	0	0	7	0	0	0	0	0	0	0	0	0	7
Not applicable	IAP	13626	354	7542	353	4390	10334	2817	2765	2812	4510	2023	2044	1974	2538	58082

419. In the last five years, did any of the following things happen to an organization that you worked for?

A. The organization went out of business or closed down?

[VAR: OUTOFBIZ]

<u>RESPONSE</u>	<u>PUNCH</u>	<u>YEAR</u>														
		<u>1972-82</u>	<u>1982B</u>	<u>1983-87</u>	<u>1987B</u>	<u>1988-91</u>	<u>1993-98</u>	<u>2000</u>	<u>2002</u>	<u>2004</u>	<u>2006</u>	<u>2008</u>	<u>2010</u>	<u>2012</u>	<u>2014</u>	<u>ALL</u>
Yes	1	0	0	0	0	149	0	0	0	0	0	0	0	0	0	149
No	2	0	0	0	0	1303	0	0	0	0	0	0	0	0	0	1303
No answer	9	0	0	0	0	65	0	0	0	0	0	0	0	0	0	65
Not applicable	IAP	13626	354	7542	353	4390	10334	2817	2765	2812	4510	2023	2044	1974	2538	58082

B. The organization was merged, taken over, or changed ownership?

[VAR: MERGED]

<u>RESPONSE</u>	<u>PUNCH</u>	<u>YEAR</u>														
		<u>1972-82</u>	<u>1982B</u>	<u>1983-87</u>	<u>1987B</u>	<u>1988-91</u>	<u>1993-98</u>	<u>2000</u>	<u>2002</u>	<u>2004</u>	<u>2006</u>	<u>2008</u>	<u>2010</u>	<u>2012</u>	<u>2014</u>	<u>ALL</u>
Yes	1	0	0	0	0	232	0	0	0	0	0	0	0	0	0	232
No	2	0	0	0	0	1217	0	0	0	0	0	0	0	0	0	1217
No answer	9	0	0	0	0	68	0	0	0	0	0	0	0	0	0	68
Not applicable	IAP	13626	354	7542	353	4390	10334	2817	2765	2812	4510	2023	2044	1974	2538	58082

C. There was a major reorganization?

[VAR: REORG]

<u>RESPONSE</u>	<u>PUNCH</u>	<u>YEAR</u>														
		<u>1972-82</u>	<u>1982B</u>	<u>1983-87</u>	<u>1987B</u>	<u>1988-91</u>	<u>1993-98</u>	<u>2000</u>	<u>2002</u>	<u>2004</u>	<u>2006</u>	<u>2008</u>	<u>2010</u>	<u>2012</u>	<u>2014</u>	<u>ALL</u>
Yes	1	0	0	0	0	301	0	0	0	0	0	0	0	0	0	301
No	2	0	0	0	0	1149	0	0	0	0	0	0	0	0	0	1149
Don't know	8	0	0	0	0	1	0	0	0	0	0	0	0	0	0	1
No answer	9	0	0	0	0	66	0	0	0	0	0	0	0	0	0	66
Not applicable	IAP	13626	354	7542	353	4390	10334	2817	2765	2812	4510	2023	2044	1974	2538	58082

INTERVIEWER: IF YES TO ANY OF OUTOFBIZ-REORG ASK ORGFIN; OTHERWISE, GO TO WRKYRS

420. **As a result** of these organizational changes, would you say that your financial situation is now much better, better, worse, much worse, or have these things not affected your finances?

[VAR: ORGFIN]

<u>RESPONSE</u>	<u>PUNCH</u>	<u>YEAR</u>														
		<u>1972-82</u>	<u>1982B</u>	<u>1983-87</u>	<u>1987B</u>	<u>1988-91</u>	<u>1993-98</u>	<u>2000</u>	<u>2002</u>	<u>2004</u>	<u>2006</u>	<u>2008</u>	<u>2010</u>	<u>2012</u>	<u>2014</u>	<u>ALL</u>
Much better	1	0	0	0	0	19	0	0	0	0	0	0	0	0	0	19
Better	2	0	0	0	0	58	0	0	0	0	0	0	0	0	0	58
Worse	3	0	0	0	0	79	0	0	0	0	0	0	0	0	0	79
Much worse	4	0	0	0	0	37	0	0	0	0	0	0	0	0	0	37
Have not affected finances	5	0	0	0	0	247	0	0	0	0	0	0	0	0	0	247
Don't know	8	0	0	0	0	1	0	0	0	0	0	0	0	0	0	1
No answer	9	0	0	0	0	31	0	0	0	0	0	0	0	0	0	31
Not applicable (no punches of 1 in OUTFBIZ- REORG)	IAP	13626	354	7542	353	5435	10334	2817	2765	2812	4510	2023	2044	1974	2538	59127

421. Since you were 16 years old, about how many years have you worked for pay?

[VAR: WRKYEARS]

<u>RESPONSE</u>	<u>PUNCH</u>	<u>YEAR</u>														
		<u>1972-82</u>	<u>1982B</u>	<u>1983-87</u>	<u>1987B</u>	<u>1988-91</u>	<u>1993-98</u>	<u>2000</u>	<u>2002</u>	<u>2004</u>	<u>2006</u>	<u>2008</u>	<u>2010</u>	<u>2012</u>	<u>2014</u>	<u>ALL</u>
0-4	0-4	0	0	0	0	193	0	0	0	0	0	0	0	0	0	193
5-9	5-9	0	0	0	0	216	0	0	0	0	0	0	0	0	0	216
10-14	10-14	0	0	0	0	227	0	0	0	0	0	0	0	0	0	227
15-19	15-19	0	0	0	0	189	0	0	0	0	0	0	0	0	0	189
20-24	20-24	0	0	0	0	196	0	0	0	0	0	0	0	0	0	196
25-29	25-29	0	0	0	0	124	0	0	0	0	0	0	0	0	0	124
30-34	30-34	0	0	0	0	99	0	0	0	0	0	0	0	0	0	99
35-39	35-39	0	0	0	0	73	0	0	0	0	0	0	0	0	0	73
40-44	40-44	0	0	0	0	61	0	0	0	0	0	0	0	0	0	61
45-49	45-49	0	0	0	0	56	0	0	0	0	0	0	0	0	0	56
50-54	50-54	0	0	0	0	41	0	0	0	0	0	0	0	0	0	41
55-59	55-59	0	0	0	0	13	0	0	0	0	0	0	0	0	0	13
60 or more	60	0	0	0	0	7	0	0	0	0	0	0	0	0	0	7
Don't know	98	0	0	0	0	8	0	0	0	0	0	0	0	0	0	8
No answer	99	0	0	0	0	14	0	0	0	0	0	0	0	0	0	14
Not applicable	IAP	13626	354	7542	353	4390	10334	2817	2765	2812	4510	2023	2044	1974	2538	58082

REMARKS: This variable codes exact number of years worked for pay. The collapsed numbers above are for convenience of display only.

422. Since your first full-time job have you ever been unemployed and looking for work for as long as two weeks?

[VAR: EVUNEMP]

<u>RESPONSE</u>	<u>PUNCH</u>	<u>YEAR</u>														
		<u>1972-82</u>	<u>1982B</u>	<u>1983-87</u>	<u>1987B</u>	<u>1988-91</u>	<u>1993-98</u>	<u>2000</u>	<u>2002</u>	<u>2004</u>	<u>2006</u>	<u>2008</u>	<u>2010</u>	<u>2012</u>	<u>2014</u>	<u>ALL</u>
Yes	1	0	0	0	0	686	0	0	0	0	0	0	0	0	0	686
No (Skip to EMPYEARS)	2	0	0	0	0	755	0	0	0	0	0	0	0	0	0	755
Never employed full-time (Skip to EMPYEARS)	7	0	0	0	0	69	0	0	0	0	0	0	0	0	0	69
No answer	9	0	0	0	0	7	0	0	0	0	0	0	0	0	0	7
Not applicable	IAP	13626	354	7542	353	4390	10334	2817	2765	2812	4510	2023	2044	1974	2538	58082

423. About how many different times have you been unemployed and looking for work for as long as two weeks?

[VAR: NUMUNEMP]

<u>RESPONSE</u>	<u>PUNCH</u>	<u>YEAR</u>														
		<u>1972-82</u>	<u>1982B</u>	<u>1983-87</u>	<u>1987B</u>	<u>1988-91</u>	<u>1993-98</u>	<u>2000</u>	<u>2002</u>	<u>2004</u>	<u>2006</u>	<u>2008</u>	<u>2010</u>	<u>2012</u>	<u>2014</u>	<u>ALL</u>
1	1	0	0	0	0	211	0	0	0	0	0	0	0	0	0	211
2	2	0	0	0	0	156	0	0	0	0	0	0	0	0	0	156
3	3	0	0	0	0	114	0	0	0	0	0	0	0	0	0	114
4	4	0	0	0	0	66	0	0	0	0	0	0	0	0	0	66
5	5	0	0	0	0	35	0	0	0	0	0	0	0	0	0	35
6	6	0	0	0	0	17	0	0	0	0	0	0	0	0	0	17
7	7	0	0	0	0	7	0	0	0	0	0	0	0	0	0	7
8	8	0	0	0	0	5	0	0	0	0	0	0	0	0	0	5
9	9	0	0	0	0	0	0	0	0	0	0	0	0	0	0	0
10	10	0	0	0	0	27	0	0	0	0	0	0	0	0	0	27
11-25	11-25	0	0	0	0	19	0	0	0	0	0	0	0	0	0	19
26-95	26-95	0	0	0	0	6	0	0	0	0	0	0	0	0	0	6
96 or more	96	0	0	0	0	2	0	0	0	0	0	0	0	0	0	2
Don't know	98	0	0	0	0	12	0	0	0	0	0	0	0	0	0	12
No answer	99	0	0	0	0	16	0	0	0	0	0	0	0	0	0	16
Not applicable (punches 2, 7 in EVUNEMP)	IAP	13626	354	7542	353	5214	10334	2817	2765	2812	4510	2023	2044	1974	2538	58906

REMARKS: This variable codes the exact number of times of unemployment. The collapsed numbers above are for convenience of display only.

424. Counting all these times, in total were you unemployed and looking for work for...

[VAR: TOTUNEMP]

<u>RESPONSE</u>	<u>PUNCH</u>	<u>YEAR</u>														
		<u>1972-82</u>	<u>1982B</u>	<u>1983-87</u>	<u>1987B</u>	<u>1988-91</u>	<u>1993-98</u>	<u>2000</u>	<u>2002</u>	<u>2004</u>	<u>2006</u>	<u>2008</u>	<u>2010</u>	<u>2012</u>	<u>2014</u>	<u>ALL</u>
2 to 8 weeks	1	0	0	0	0	337	0	0	0	0	0	0	0	0	0	337
More than 8 weeks to 6 months	2	0	0	0	0	187	0	0	0	0	0	0	0	0	0	187
More than 6 months to one year	3	0	0	0	0	75	0	0	0	0	0	0	0	0	0	75
More than one year	4	0	0	0	0	81	0	0	0	0	0	0	0	0	0	81
Don't know	8	0	0	0	0	2	0	0	0	0	0	0	0	0	0	2
No answer	9	0	0	0	0	11	0	0	0	0	0	0	0	0	0	11
Not applicable (punches 2, 7 in EVUNEMP)	IAP	13626	354	7542	353	5214	10334	2817	2765	2812	4510	2023	2044	1974	2538	58906

IF R IS NOT EMPLOYED, BUT IS MARRIED, SKIP TO INSTRUCTION BEFORE SPLOCNUM

IF R IS NOT EMPLOYED AND NOT MARRIED, SKIP TO STANDUP

IF R IS EMPLOYED, ASK EMPYEARS (1 CODED 1, 2, OR 3)

425. For about how many years altogether have you worked for your present employer (IF SELF-EMPLOYED: current organization)?

[VAR: EMPYEARS]

<u>RESPONSE</u>	<u>PUNCH</u>	<u>YEAR</u>														
		<u>1972-82</u>	<u>1982B</u>	<u>1983-87</u>	<u>1987B</u>	<u>1988-91</u>	<u>1993-98</u>	<u>2000</u>	<u>2002</u>	<u>2004</u>	<u>2006</u>	<u>2008</u>	<u>2010</u>	<u>2012</u>	<u>2014</u>	<u>ALL</u>
0	0	0	0	0	0	4	0	0	0	0	0	0	0	0	0	4
1	1	0	0	0	0	85	0	0	0	0	0	0	0	0	0	85
2	2	0	0	0	0	112	0	0	0	0	0	0	0	0	0	112
3	3	0	0	0	0	75	0	0	0	0	0	0	0	0	0	75
4	4	0	0	0	0	60	0	0	0	0	0	0	0	0	0	60
5	5	0	0	0	0	59	0	0	0	0	0	0	0	0	0	59
6	6	0	0	0	0	34	0	0	0	0	0	0	0	0	0	34
7	7	0	0	0	0	24	0	0	0	0	0	0	0	0	0	24
8	8	0	0	0	0	42	0	0	0	0	0	0	0	0	0	42
9	9	0	0	0	0	13	0	0	0	0	0	0	0	0	0	13
10-14	10-14	0	0	0	0	116	0	0	0	0	0	0	0	0	0	116
15-19	15-19	0	0	0	0	71	0	0	0	0	0	0	0	0	0	71
20-29	20-29	0	0	0	0	90	0	0	0	0	0	0	0	0	0	90
30-39	30-39	0	0	0	0	35	0	0	0	0	0	0	0	0	0	35
40-49	40-49	0	0	0	0	1	0	0	0	0	0	0	0	0	0	1
50 or more	50+	0	0	0	0	68	0	0	0	0	0	0	0	0	0	68
Don't know	98	0	0	0	0	0	0	0	0	0	0	0	0	0	0	0
No answer	99	0	0	0	0	9	0	0	0	0	0	0	0	0	0	9
Not applicable (punches 4-8 in WRKSTAT)	IAP	13626	354	7542	353	5004	10334	2817	2765	2812	4510	2023	2044	1974	2538	58696

REMARKS: EMPYRS are years EMPYRS are decimalized months. Thus there is an implied decimal point between EMPYRS. The categories above are based only on years for convenience of display.

426. There are many ways people hear about jobs -- such as from ads, employment agencies, or from other people. Could you tell me how you found out about work at your present employer (IF SELF-EMPLOYED: current organization)? Please tell me all the ways that you found out about this job.

HAND CARD BT

- A. From someone who already worked there.

[VAR: FNDJOB1]

<u>RESPONSE</u>	<u>PUNCH</u>	<u>YEAR</u>														
		<u>1972-82</u>	<u>1982B</u>	<u>1983-87</u>	<u>1987B</u>	<u>1988-91</u>	<u>1993-98</u>	<u>2000</u>	<u>2002</u>	<u>2004</u>	<u>2006</u>	<u>2008</u>	<u>2010</u>	<u>2012</u>	<u>2014</u>	<u>ALL</u>
Yes	1	0	0	0	0	298	0	0	0	0	0	0	0	0	0	298
No	2	0	0	0	0	512	0	0	0	0	0	0	0	0	0	512
No answer	9	0	0	0	0	102	0	0	0	0	0	0	0	0	0	102
Not applicable (punches 4-8 in WRKSTAT)	IAP	13626	354	7542	353	4995	10334	2817	2765	2812	4510	2023	2044	1974	2538	58687

- B. From one of my relatives.

[VAR: FNDJOB2]

<u>RESPONSE</u>	<u>PUNCH</u>	<u>YEAR</u>														
		<u>1972-82</u>	<u>1982B</u>	<u>1983-87</u>	<u>1987B</u>	<u>1988-91</u>	<u>1993-98</u>	<u>2000</u>	<u>2002</u>	<u>2004</u>	<u>2006</u>	<u>2008</u>	<u>2010</u>	<u>2012</u>	<u>2014</u>	<u>ALL</u>
Yes	1	0	0	0	0	158	0	0	0	0	0	0	0	0	0	158
No	2	0	0	0	0	649	0	0	0	0	0	0	0	0	0	649
No answer	9	0	0	0	0	105	0	0	0	0	0	0	0	0	0	105
Not applicable (punches 4-8 in WRKSTAT)	IAP	13626	354	7542	353	4995	10334	2817	2765	2812	4510	2023	2044	1974	2538	58687

- C. From a friend.

[VAR: FNDJOB3]

<u>RESPONSE</u>	<u>PUNCH</u>	<u>YEAR</u>														
		<u>1972-82</u>	<u>1982B</u>	<u>1983-87</u>	<u>1987B</u>	<u>1988-91</u>	<u>1993-98</u>	<u>2000</u>	<u>2002</u>	<u>2004</u>	<u>2006</u>	<u>2008</u>	<u>2010</u>	<u>2012</u>	<u>2014</u>	<u>ALL</u>
Yes	1	0	0	0	0	250	0	0	0	0	0	0	0	0	0	250
No	2	0	0	0	0	555	0	0	0	0	0	0	0	0	0	555
No answer	9	0	0	0	0	107	0	0	0	0	0	0	0	0	0	107
Not applicable (punches 4-8 in WRKSTAT)	IAP	13626	354	7542	353	4995	10334	2817	2765	2812	4510	2023	2044	1974	2538	58687

D. From an acquaintance.

[VAR: FNDJOB4]

<u>RESPONSE</u>	<u>PUNCH</u>	<u>YEAR</u>														
		<u>1972-82</u>	<u>1982B</u>	<u>1983-87</u>	<u>1987B</u>	<u>1988-91</u>	<u>1993-98</u>	<u>2000</u>	<u>2002</u>	<u>2004</u>	<u>2006</u>	<u>2008</u>	<u>2010</u>	<u>2012</u>	<u>2014</u>	<u>ALL</u>
Yes	1	0	0	0	0	102	0	0	0	0	0	0	0	0	0	102
No	2	0	0	0	0	686	0	0	0	0	0	0	0	0	0	686
No answer	9	0	0	0	0	124	0	0	0	0	0	0	0	0	0	124
Not applicable (punches 4-8 in WRKSTAT)	IAP	13626	354	7542	353	4995	10334	2817	2765	2812	4510	2023	2044	1974	2538	58687

E. From a newspaper ad.

[VAR: FNDJOB5]

<u>RESPONSE</u>	<u>PUNCH</u>	<u>YEAR</u>														
		<u>1972-82</u>	<u>1982B</u>	<u>1983-87</u>	<u>1987B</u>	<u>1988-91</u>	<u>1993-98</u>	<u>2000</u>	<u>2002</u>	<u>2004</u>	<u>2006</u>	<u>2008</u>	<u>2010</u>	<u>2012</u>	<u>2014</u>	<u>ALL</u>
Yes	1	0	0	0	0	143	0	0	0	0	0	0	0	0	0	143
No	2	0	0	0	0	646	0	0	0	0	0	0	0	0	0	646
No answer	9	0	0	0	0	123	0	0	0	0	0	0	0	0	0	123
Not applicable (punches 4-8 in WRKSTAT)	IAP	13626	354	7542	353	4995	10334	2817	2765	2812	4510	2023	2044	1974	2538	58687

F. Through an employment agency or placement office.

[VAR:FNDJOB6]

<u>RESPONSE</u>	<u>PUNCH</u>	<u>YEAR</u>														
		<u>1972-82</u>	<u>1982B</u>	<u>1983-87</u>	<u>1987B</u>	<u>1988-91</u>	<u>1993-98</u>	<u>2000</u>	<u>2002</u>	<u>2004</u>	<u>2006</u>	<u>2008</u>	<u>2010</u>	<u>2012</u>	<u>2014</u>	<u>ALL</u>
Yes	1	0	0	0	0	81	0	0	0	0	0	0	0	0	0	81
No	2	0	0	0	0	706	0	0	0	0	0	0	0	0	0	706
No answer	9	0	0	0	0	125	0	0	0	0	0	0	0	0	0	125
Not applicable (punches 4-8 in WRKSTAT)	IAP	13626	354	7542	353	4995	10334	2817	2765	2812	4510	2023	2044	1974	2538	58687

G. From a recruiter for this employer.

[VAR: FNDJOB7]

RESPONSE	PUNCH	YEAR														
		1972-82	1982B	1983-87	1987B	1988-91	1993-98	2000	2002	2004	2006	2008	2010	2012	2014	ALL
Yes	1	0	0	0	0	38	0	0	0	0	0	0	0	0	0	38
No	2	0	0	0	0	742	0	0	0	0	0	0	0	0	0	742
No answer	9	0	0	0	0	132	0	0	0	0	0	0	0	0	0	132
Not applicable (punches 4-8 in WRKSTAT)	IAP	13626	354	7542	353	4995	10334	2817	2765	2812	4510	2023	2044	1974	2538	58687

H. I just came here and asked for work.

[VAR: FNDJOB8]

RESPONSE	PUNCH	YEAR														
		1972-82	1982B	1983-87	1987B	1988-91	1993-98	2000	2002	2004	2006	2008	2010	2012	2014	ALL
Yes	1	0	0	0	0	171	0	0	0	0	0	0	0	0	0	171
No	2	0	0	0	0	627	0	0	0	0	0	0	0	0	0	627
No answer	9	0	0	0	0	114	0	0	0	0	0	0	0	0	0	114
Not applicable (punches 4-8 in WRKSTAT)	IAP	13626	354	7542	353	4995	10334	2817	2765	2812	4510	2023	2044	1974	2538	58687

I. Other (SPECIFY).

[VAR: FNDJOB9]

RESPONSE	PUNCH	YEAR														
		1972-82	1982B	1983-87	1987B	1988-91	1993-98	2000	2002	2004	2006	2008	2010	2012	2014	ALL
Union	1	0	0	0	0	10	0	0	0	0	0	0	0	0	0	10
School	2	0	0	0	0	1	0	0	0	0	0	0	0	0	0	1
Created job, self employed	3	0	0	0	0	22	0	0	0	0	0	0	0	0	0	22
Announcement/newspaper	4	0	0	0	0	7	0	0	0	0	0	0	0	0	0	7
Other	7	0	0	0	0	21	0	0	0	0	0	0	0	0	0	21
No answer	9	0	0	0	0	851	0	0	0	0	0	0	0	0	0	851
Not applicable (punches 4-8 in WRKSTAT)	IAP	13626	354	7542	353	4995	10334	2817	2765	2812	4510	2023	2044	1974	2538	58687

REMARKS: Hand card BT contained list of ways R found out about current job.

427. When you started to work for your present employer (IF SELF-EMPLOYED: current organization), did you...

A. Take an intelligence test or personality assessment?

[VAR: INTLTEST]

<u>RESPONSE</u>	<u>PUNCH</u>	<u>YEAR</u>														
		<u>1972-82</u>	<u>1982B</u>	<u>1983-87</u>	<u>1987B</u>	<u>1988-91</u>	<u>1993-98</u>	<u>2000</u>	<u>2002</u>	<u>2004</u>	<u>2006</u>	<u>2008</u>	<u>2010</u>	<u>2012</u>	<u>2014</u>	<u>ALL</u>
Yes	1	0	0	0	0	167	0	0	0	0	0	0	0	0	0	167
No	2	0	0	0	0	735	0	0	0	0	0	0	0	0	0	735
Don't know	8	0	0	0	0	1	0	0	0	0	0	0	0	0	0	1
No answer	9	0	0	0	0	9	0	0	0	0	0	0	0	0	0	9
Not applicable (punches 4-8 in WRKSTAT)	IAP	13626	354	7542	353	4995	10334	2817	2765	2812	4510	2023	2044	1974	2538	58687

B. Take a skills or proficiency test?

[VAR: SKILTEST]

<u>RESPONSE</u>	<u>PUNCH</u>	<u>YEAR</u>														
		<u>1972-82</u>	<u>1982B</u>	<u>1983-87</u>	<u>1987B</u>	<u>1988-91</u>	<u>1993-98</u>	<u>2000</u>	<u>2002</u>	<u>2004</u>	<u>2006</u>	<u>2008</u>	<u>2010</u>	<u>2012</u>	<u>2014</u>	<u>ALL</u>
Yes	1	0	0	0	0	235	0	0	0	0	0	0	0	0	0	235
No	2	0	0	0	0	666	0	0	0	0	0	0	0	0	0	666
Don't know	8	0	0	0	0	1	0	0	0	0	0	0	0	0	0	1
No answer	9	0	0	0	0	10	0	0	0	0	0	0	0	0	0	10
Not applicable (punches 4-8 in WRKSTAT)	IAP	13626	354	7542	353	4995	10334	2817	2765	2812	4510	2023	2044	1974	2538	58687

C. Take a drug or alcohol test?

[VAR: DRUGTEST]

<u>RESPONSE</u>	<u>PUNCH</u>	<u>YEAR</u>														
		<u>1972-82</u>	<u>1982B</u>	<u>1983-87</u>	<u>1987B</u>	<u>1988-91</u>	<u>1993-98</u>	<u>2000</u>	<u>2002</u>	<u>2004</u>	<u>2006</u>	<u>2008</u>	<u>2010</u>	<u>2012</u>	<u>2014</u>	<u>ALL</u>
Yes	1	0	0	0	0	98	0	0	0	0	0	0	0	0	0	98
No	2	0	0	0	0	803	0	0	0	0	0	0	0	0	0	803
No answer	9	0	0	0	0	11	0	0	0	0	0	0	0	0	0	11
Not applicable (punches 4-8 in WRKSTAT)	IAP	13626	354	7542	353	4995	10334	2817	2765	2812	4510	2023	2044	1974	2538	58687

D. Take a physical examination?

[VAR: PHYSICAL]

<u>RESPONSE</u>	<u>PUNCH</u>	<u>YEAR</u>														
		<u>1972-82</u>	<u>1982B</u>	<u>1983-87</u>	<u>1987B</u>	<u>1988-91</u>	<u>1993-98</u>	<u>2000</u>	<u>2002</u>	<u>2004</u>	<u>2006</u>	<u>2008</u>	<u>2010</u>	<u>2012</u>	<u>2014</u>	<u>ALL</u>
Yes	1	0	0	0	0	292	0	0	0	0	0	0	0	0	0	292
No	2	0	0	0	0	608	0	0	0	0	0	0	0	0	0	608
Don't know	8	0	0	0	0	1	0	0	0	0	0	0	0	0	0	1
No answer	9	0	0	0	0	11	0	0	0	0	0	0	0	0	0	11
Not applicable (punches 4-8 in WRKSTAT)	IAP	13626	354	7542	353	4995	10334	2817	2765	2812	4510	2023	2044	1974	2538	58687

E. Supply letters of reference?

[VAR: LTRSREF]

<u>RESPONSE</u>	<u>PUNCH</u>	<u>YEAR</u>														
		<u>1972-82</u>	<u>1982B</u>	<u>1983-87</u>	<u>1987B</u>	<u>1988-91</u>	<u>1993-98</u>	<u>2000</u>	<u>2002</u>	<u>2004</u>	<u>2006</u>	<u>2008</u>	<u>2010</u>	<u>2012</u>	<u>2014</u>	<u>ALL</u>
Yes	1	0	0	0	0	338	0	0	0	0	0	0	0	0	0	338
No	2	0	0	0	0	562	0	0	0	0	0	0	0	0	0	562
Don't know	8	0	0	0	0	1	0	0	0	0	0	0	0	0	0	1
No answer	9	0	0	0	0	11	0	0	0	0	0	0	0	0	0	11
Not applicable (punches 4-8 in WRKSTAT)	IAP	13626	354	7542	353	4995	10334	2817	2765	2812	4510	2023	2044	1974	2538	58687

428. When you first came to work for your present employer (IF SELF-EMPLOYED: current organization), was it roughly in the job you have now or was it in a different job?

[VAR: SAMEJOB]

<u>RESPONSE</u>	<u>PUNCH</u>	<u>YEAR</u>														
		<u>1972-82</u>	<u>1982B</u>	<u>1983-87</u>	<u>1987B</u>	<u>1988-91</u>	<u>1993-98</u>	<u>2000</u>	<u>2002</u>	<u>2004</u>	<u>2006</u>	<u>2008</u>	<u>2010</u>	<u>2012</u>	<u>2014</u>	<u>ALL</u>
Job have now (Skip to PROMOTNG)	1	0	0	0	0	638	0	0	0	0	0	0	0	0	0	638
Different job	2	0	0	0	0	267	0	0	0	0	0	0	0	0	0	267
No answer	9	0	0	0	0	7	0	0	0	0	0	0	0	0	0	7
Not applicable (punches 4-8 in WRKSTAT)	IAP	13626	354	7542	353	4995	10334	2817	2765	2812	4510	2023	2044	1974	2538	58687

429. For about how long have you had your present job?

[VAR: JOBYEARS]

<u>RESPONSE</u>	<u>PUNCH</u>	<u>YEAR</u>														<u>ALL</u>	
		<u>1972-82</u>	<u>1982B</u>	<u>1983-87</u>	<u>1987B</u>	<u>1988-91</u>	<u>1993-98</u>	<u>2000</u>	<u>2002</u>	<u>2004</u>	<u>2006</u>	<u>2008</u>	<u>2010</u>	<u>2012</u>	<u>2014</u>		
0	0	0	0	0	0	39	0	0	0	0	0	0	0	0	0	0	39
1	1	0	0	0	0	23	0	0	0	0	0	0	0	0	0	0	23
2	2	0	0	0	0	35	0	0	0	0	0	0	0	0	0	0	35
3	3	0	0	0	0	19	0	0	0	0	0	0	0	0	0	0	19
4	4	0	0	0	0	21	0	0	0	0	0	0	0	0	0	0	21
5	5	0	0	0	0	20	0	0	0	0	0	0	0	0	0	0	20
6	6	0	0	0	0	10	0	0	0	0	0	0	0	0	0	0	10
7	7	0	0	0	0	12	0	0	0	0	0	0	0	0	0	0	12
8	8	0	0	0	0	20	0	0	0	0	0	0	0	0	0	0	20
9	9	0	0	0	0	3	0	0	0	0	0	0	0	0	0	0	3
10-19	10-19	0	0	0	0	46	0	0	0	0	0	0	0	0	0	0	46
20-29	20-29	0	0	0	0	15	0	0	0	0	0	0	0	0	0	0	15
30-39	30-39	0	0	0	0	11	0	0	0	0	0	0	0	0	0	0	11
40-49	40-49	0	0	0	0	5	0	0	0	0	0	0	0	0	0	0	5
50 or more	50+	0	0	0	0	25	0	0	0	0	0	0	0	0	0	0	25
Don't know	98	0	0	0	0	0	0	0	0	0	0	0	0	0	0	0	0
No answer	99	0	0	0	0	9	0	0	0	0	0	0	0	0	0	0	9
Not applicable (IAP on SAMEJOB or punch 1 in SAMEJOB)	IAP	13626	354	7542	353	5642	10334	2817	2765	2812	4510	2023	2044	1974	2538	59334	

REMARKS: JOBYEARS are years and THISJOB1- THIS JOB7 are decimalized months. Thus there is an implied decimal point between JOBYEARS and THISJOB1. The categories above are based only on years for convenience of display. See also YEARSJOB

430. Which of the answers on this card describe how you heard about your present job with your employer (IF SELF-EMPLOYED: current organization)? Please tell me all of the ways that you found out about this job.

HAND CARD BU

A. A notice was posted or circulated at my work place.

[VAR: THISJOB1]

RESPONSE	PUNCH	YEAR														
		1972-82	1982B	1983-87	1987B	1988-91	1993-98	2000	2002	2004	2006	2008	2010	2012	2014	ALL
Yes	1	0	0	0	0	42	0	0	0	0	0	0	0	0	0	42
No	2	0	0	0	0	200	0	0	0	0	0	0	0	0	0	200
No answer	9	0	0	0	0	32	0	0	0	0	0	0	0	0	0	32
Not applicable (IAP on SAMEJOB or punch 1 in SAMEJOB)	IAP	13626	354	7542	353	5633	10334	2817	2765	2812	4510	2023	2044	1974	2538	59325

B. Through my union.

[VAR: THISJOB2]

RESPONSE	PUNCH	YEAR														
		1972-82	1982B	1983-87	1987B	1988-91	1993-98	2000	2002	2004	2006	2008	2010	2012	2014	ALL
Yes	1	0	0	0	0	5	0	0	0	0	0	0	0	0	0	5
No	2	0	0	0	0	231	0	0	0	0	0	0	0	0	0	231
No answer	9	0	0	0	0	38	0	0	0	0	0	0	0	0	0	38
Not applicable (IAP on SAMEJOB or punch 1 in SAMEJOB)	IAP	13626	354	7542	353	5633	10334	2817	2765	2812	4510	2023	2044	1974	2538	59325

C. From my supervisor.

[VAR: THISJOB3]

RESPONSE	PUNCH	YEAR														
		1972-82	1982B	1983-87	1987B	1988-91	1993-98	2000	2002	2004	2006	2008	2010	2012	2014	ALL
Yes	1	0	0	0	0	74	0	0	0	0	0	0	0	0	0	74
No	2	0	0	0	0	168	0	0	0	0	0	0	0	0	0	168
No answer	9	0	0	0	0	32	0	0	0	0	0	0	0	0	0	32
Not applicable (IAP on SAMEJOB or punch 1 in SAMEJOB)	IAP	13626	354	7542	353	5633	10334	2817	2765	2812	4510	2023	2044	1974	2538	59325

D. From one of my coworkers.

[VAR: THISJOB4]

<u>RESPONSE</u>	<u>PUNCH</u>	<u>YEAR</u>														
		<u>1972-82</u>	<u>1982B</u>	<u>1983-87</u>	<u>1987B</u>	<u>1988-91</u>	<u>1993-98</u>	<u>2000</u>	<u>2002</u>	<u>2004</u>	<u>2006</u>	<u>2008</u>	<u>2010</u>	<u>2012</u>	<u>2014</u>	<u>ALL</u>
Yes	1	0	0	0	0	36	0	0	0	0	0	0	0	0	0	36
No	2	0	0	0	0	202	0	0	0	0	0	0	0	0	0	202
No answer	9	0	0	0	0	36	0	0	0	0	0	0	0	0	0	36
Not applicable (IAP on SAMEJOB or punch 1 in SAMEJOB)	IAP	13626	354	7542	353	5633	10334	2817	2765	2812	4510	2023	2044	1974	2538	59325

E. I was at or near the top of a seniority list.

[VAR: THISJOB5]

<u>RESPONSE</u>	<u>PUNCH</u>	<u>YEAR</u>														
		<u>1972-82</u>	<u>1982B</u>	<u>1983-87</u>	<u>1987B</u>	<u>1988-91</u>	<u>1993-98</u>	<u>2000</u>	<u>2002</u>	<u>2004</u>	<u>2006</u>	<u>2008</u>	<u>2010</u>	<u>2012</u>	<u>2014</u>	<u>ALL</u>
Yes	1	0	0	0	0	33	0	0	0	0	0	0	0	0	0	33
No	2	0	0	0	0	206	0	0	0	0	0	0	0	0	0	206
No answer	9	0	0	0	0	35	0	0	0	0	0	0	0	0	0	35
Not applicable (IAP on SAMEJOB or punch 1 in SAMEJOB)	IAP	13626	354	7542	353	5633	10334	2817	2765	2812	4510	2023	2044	1974	2538	59325

F. I was asked to take the new job.

[VAR: THISJOB6]

<u>RESPONSE</u>	<u>PUNCH</u>	<u>YEAR</u>														
		<u>1972-82</u>	<u>1982B</u>	<u>1983-87</u>	<u>1987B</u>	<u>1988-91</u>	<u>1993-98</u>	<u>2000</u>	<u>2002</u>	<u>2004</u>	<u>2006</u>	<u>2008</u>	<u>2010</u>	<u>2012</u>	<u>2014</u>	<u>ALL</u>
Yes	1	0	0	0	0	128	0	0	0	0	0	0	0	0	0	128
No	2	0	0	0	0	123	0	0	0	0	0	0	0	0	0	123
No answer	9	0	0	0	0	23	0	0	0	0	0	0	0	0	0	23
Not applicable (IAP on SAMEJOB or punch 1 in SAMEJOB)	IAP	13626	354	7542	353	5633	10334	2817	2765	2812	4510	2023	2044	1974	2538	59325

G. Other (SPECIFY).

[VAR: THISJOB7]

<u>RESPONSE</u>	<u>PUNCH</u>	<u>YEAR</u>														
		<u>1972-82</u>	<u>1982B</u>	<u>1983-87</u>	<u>1987B</u>	<u>1988-91</u>	<u>1993-98</u>	<u>2000</u>	<u>2002</u>	<u>2004</u>	<u>2006</u>	<u>2008</u>	<u>2010</u>	<u>2012</u>	<u>2014</u>	<u>ALL</u>
Relative	1	0	0	0	0	5	0	0	0	0	0	0	0	0	0	5
Friend	2	0	0	0	0	191	0	0	0	0	0	0	0	0	0	191
Personnel	3	0	0	0	0	1	0	0	0	0	0	0	0	0	0	1
Other	7	0	0	0	0	24	0	0	0	0	0	0	0	0	0	24
No answer	9	0	0	0	0	53	0	0	0	0	0	0	0	0	0	53
Not applicable (IAP on SAMEJOB or punch 1 in SAMEJOB)	IAP	13626	354	7542	353	5633	10334	2817	2765	2812	4510	2023	2044	1974	2538	59325

431. Are there regular procedures for promoting people in your job to a higher level?

[VAR: PROMOTNG]

<u>RESPONSE</u>	<u>PUNCH</u>	<u>YEAR</u>														
		<u>1972-82</u>	<u>1982B</u>	<u>1983-87</u>	<u>1987B</u>	<u>1988-91</u>	<u>1993-98</u>	<u>2000</u>	<u>2002</u>	<u>2004</u>	<u>2006</u>	<u>2008</u>	<u>2010</u>	<u>2012</u>	<u>2014</u>	<u>ALL</u>
Yes	1	0	0	0	0	406	0	0	0	0	0	0	0	0	0	406
No	2	0	0	0	0	458	0	0	0	0	0	0	0	0	0	458
Don't know	8	0	0	0	0	38	0	0	0	0	0	0	0	0	0	38
No answer	9	0	0	0	0	10	0	0	0	0	0	0	0	0	0	10
Not applicable (punches 4-8 in ID NUMBER)	IAP	13626	354	7542	353	4995	10334	2817	2765	2812	4510	2023	2044	1974	2538	58687

432. Have you received any promotions while working for your present employer (IF SELF-EMPLOYED: current organization)?

[VAR: PROMOTED]

<u>RESPONSE</u>	<u>PUNCH</u>	<u>YEAR</u>														
		<u>1972-82</u>	<u>1982B</u>	<u>1983-87</u>	<u>1987B</u>	<u>1988-91</u>	<u>1993-98</u>	<u>2000</u>	<u>2002</u>	<u>2004</u>	<u>2006</u>	<u>2008</u>	<u>2010</u>	<u>2012</u>	<u>2014</u>	<u>ALL</u>
Yes	1	0	0	0	0	358	0	0	0	0	0	0	0	0	0	358
No (Skip to IMPROMO)	2	0	0	0	0	543	0	0	0	0	0	0	0	0	0	543
No answer	9	0	0	0	0	11	0	0	0	0	0	0	0	0	0	11
Not applicable (punches 4-8 in WRKSTAT)	IAP	13626	354	7542	353	4995	10334	2817	2765	2812	4510	2023	2044	1974	2538	58687

A. How many promotions have you received?

[VAR: NUMPROMO]

<u>RESPONSE</u>	<u>PUNCH</u>	<u>YEAR</u>														
		<u>1972-82</u>	<u>1982B</u>	<u>1983-87</u>	<u>1987B</u>	<u>1988-91</u>	<u>1993-98</u>	<u>2000</u>	<u>2002</u>	<u>2004</u>	<u>2006</u>	<u>2008</u>	<u>2010</u>	<u>2012</u>	<u>2014</u>	<u>ALL</u>
1	1	0	0	0	0	132	0	0	0	0	0	0	0	0	0	132
2	2	0	0	0	0	61	0	0	0	0	0	0	0	0	0	61
3	3	0	0	0	0	41	0	0	0	0	0	0	0	0	0	41
4	4	0	0	0	0	26	0	0	0	0	0	0	0	0	0	26
5	5	0	0	0	0	5	0	0	0	0	0	0	0	0	0	5
6	6	0	0	0	0	3	0	0	0	0	0	0	0	0	0	3
7 or more	7	0	0	0	0	10	0	0	0	0	0	0	0	0	0	10
Don't know	8	0	0	0	0	1	0	0	0	0	0	0	0	0	0	1
No answer	9	0	0	0	0	90	0	0	0	0	0	0	0	0	0	90
Not applicable (IAP on PROMOTED or punch 2 in PROMOTED)	IAP	13626	354	7542	353	5538	10334	2817	2765	2812	4510	2023	2044	1974	2538	59230

433. How important to you is the opportunity to be promoted? Is it...

[VAR: IMPPROMO]

<u>RESPONSE</u>	<u>PUNCH</u>	<u>YEAR</u>														
		<u>1972-82</u>	<u>1982B</u>	<u>1983-87</u>	<u>1987B</u>	<u>1988-91</u>	<u>1993-98</u>	<u>2000</u>	<u>2002</u>	<u>2004</u>	<u>2006</u>	<u>2008</u>	<u>2010</u>	<u>2012</u>	<u>2014</u>	<u>ALL</u>
Very important	1	0	0	0	0	296	0	0	0	0	0	0	0	0	0	296
Important	2	0	0	0	0	181	0	0	0	0	0	0	0	0	0	181
Somewhat important	3	0	0	0	0	142	0	0	0	0	0	0	0	0	0	142
Not at all important	4	0	0	0	0	165	0	0	0	0	0	0	0	0	0	165
Does not apply (volunteered)	5	0	0	0	0	115	0	0	0	0	0	0	0	0	0	115
Don't know	8	0	0	0	0	1	0	0	0	0	0	0	0	0	0	1
No answer	9	0	0	0	0	12	0	0	0	0	0	0	0	0	0	12
Not applicable (punches 4-8 in WRKSTAT)	IAP	13626	354	7542	353	4995	10334	2817	2765	2812	4510	2023	2044	1974	2538	58687

434. In the next five years, how likely are you to be promoted? Would you say very likely, likely, not very likely, or not likely at all?

[VAR: FUTPROMO]

<u>RESPONSE</u>	<u>PUNCH</u>	<u>YEAR</u>														
		<u>1972-82</u>	<u>1982B</u>	<u>1983-87</u>	<u>1987B</u>	<u>1988-91</u>	<u>1993-98</u>	<u>2000</u>	<u>2002</u>	<u>2004</u>	<u>2006</u>	<u>2008</u>	<u>2010</u>	<u>2012</u>	<u>2014</u>	<u>ALL</u>
Very likely	1	0	0	0	0	201	0	0	0	0	0	0	0	0	0	201
Likely	2	0	0	0	0	170	0	0	0	0	0	0	0	0	0	170
Not very likely	3	0	0	0	0	181	0	0	0	0	0	0	0	0	0	181
Not likely at all	4	0	0	0	0	296	0	0	0	0	0	0	0	0	0	296
Don't know	8	0	0	0	0	38	0	0	0	0	0	0	0	0	0	38
No answer	9	0	0	0	0	26	0	0	0	0	0	0	0	0	0	26
Not applicable (punches 4-8 in WRKSTAT)	IAP	13626	354	7542	353	4995	10334	2817	2765	2812	4510	2023	2044	1974	2538	58687

435. Do you think your being a (man/woman) makes your promotion opportunities better or worse?

[VAR: SEXPROMO]

<u>RESPONSE</u>	<u>PUNCH</u>	<u>YEAR</u>														
		<u>1972-82</u>	<u>1982B</u>	<u>1983-87</u>	<u>1987B</u>	<u>1988-91</u>	<u>1993-98</u>	<u>2000</u>	<u>2002</u>	<u>2004</u>	<u>2006</u>	<u>2008</u>	<u>2010</u>	<u>2012</u>	<u>2014</u>	<u>ALL</u>
Better	1	0	0	0	0	265	416	0	0	0	0	0	0	0	0	681
Worse	2	0	0	0	0	115	306	0	0	0	0	0	0	0	0	421
Has no effect	3	0	0	0	0	505	609	0	0	0	0	0	0	0	0	1114
Don't know	8	0	0	0	0	11	53	0	0	0	0	0	0	0	0	64
No answer	9	0	0	0	0	16	74	0	0	0	0	0	0	0	0	90
Not applicable (See remarks)	IAP	13626	354	7542	353	4995	8876	2817	2765	2812	4510	2023	2044	1974	2538	57229

REMARKS: For the not applicable cases, in 1991 these included Punches 4-8 in WRKSTAT. In 1996 No Answer (Punch 9) includes people who never worked.

436. Do you think your race or ethnic background makes your promotion opportunities better or worse?

[VAR: RACPROMO]

RESPONSE	PUNCH	YEAR														
		1972-82	1982B	1983-87	1987B	1988-91	1993-98	2000	2002	2004	2006	2008	2010	2012	2014	ALL
Better	1	0	0	0	0	204	0	0	0	0	0	0	0	0	0	204
Worse	2	0	0	0	0	92	0	0	0	0	0	0	0	0	0	92
Has no effect	3	0	0	0	0	584	0	0	0	0	0	0	0	0	0	584
Don't know	8	0	0	0	0	17	0	0	0	0	0	0	0	0	0	17
No answer	9	0	0	0	0	15	0	0	0	0	0	0	0	0	0	15
Not applicable (punches 4-8 in WRKSTAT)	IAP	13626	354	7542	353	4995	10334	2817	2765	2812	4510	2023	2044	1974	2538	58687

437. Since your first full-time job with this organization, have you advanced rapidly, made steady advances, stayed at about the same level or lost some ground?

[VAR: ADVANCES]

RESPONSE	PUNCH	YEAR														
		1972-82	1982B	1983-87	1987B	1988-91	1993-98	2000	2002	2004	2006	2008	2010	2012	2014	ALL
Advanced rapidly	1	0	0	0	0	80	0	0	0	0	0	0	0	0	0	80
Made steady advances	2	0	0	0	0	314	0	0	0	0	0	0	0	0	0	314
Stayed at about the same level	3	0	0	0	0	397	0	0	0	0	0	0	0	0	0	397
Lost some ground	4	0	0	0	0	23	0	0	0	0	0	0	0	0	0	23
This is first job with org.	7	0	0	0	0	64	0	0	0	0	0	0	0	0	0	64
No answer	9	0	0	0	0	34	0	0	0	0	0	0	0	0	0	34
Not applicable (punches 4-8 in WRKSTAT)	IAP	13626	354	7542	353	4995	10334	2817	2765	2812	4510	2023	2044	1974	2538	58687

438. I'm going to read four statements. (HAND CARD BV TO RESPONDENT) Please tell me which one best describes your job:

HAND CARD BV

[VAR: JOBCNTRL]

RESPONSE	PUNCH	YEAR														
		<u>1972-82</u>	<u>1982B</u>	<u>1983-87</u>	<u>1987B</u>	<u>1988-91</u>	<u>1993-98</u>	<u>2000</u>	<u>2002</u>	<u>2004</u>	<u>2006</u>	<u>2008</u>	<u>2010</u>	<u>2012</u>	<u>2014</u>	<u>ALL</u>
Someone else decides both what I do and how I do it	1	0	0	0	0	86	0	0	0	0	0	0	0	0	0	86
Someone else decides what I do, but I decide how I do it	2	0	0	0	0	214	0	0	0	0	0	0	0	0	0	214
I have some freedom in deciding what I do and how I do it	3	0	0	0	0	328	0	0	0	0	0	0	0	0	0	328
I am basically my own boss	4	0	0	0	0	267	0	0	0	0	0	0	0	0	0	267
No answer	9	0	0	0	0	17	0	0	0	0	0	0	0	0	0	17
Not applicable (punches 4-8 in WRKSTAT)	IAP	13626	354	7542	353	4995	10334	2817	2765	2812	4510	2023	2044	1974	2538	58687

REMARKS: Hand Card BV contained responses 1-4

439. How true would you say each of the following statements is about your job? Would you say very true, true, somewhat true, or not true at all:

A. I can work independently.

[VAR: WRKINDEP]

RESPONSE	PUNCH	YEAR														
		<u>1972-82</u>	<u>1982B</u>	<u>1983-87</u>	<u>1987B</u>	<u>1988-91</u>	<u>1993-98</u>	<u>2000</u>	<u>2002</u>	<u>2004</u>	<u>2006</u>	<u>2008</u>	<u>2010</u>	<u>2012</u>	<u>2014</u>	<u>ALL</u>
Very true	1	0	0	0	0	414	0	0	0	0	0	0	0	0	0	414
True	2	0	0	0	0	302	0	0	0	0	0	0	0	0	0	302
Somewhat true	3	0	0	0	0	111	0	0	0	0	0	0	0	0	0	111
Not true at all	4	0	0	0	0	73	0	0	0	0	0	0	0	0	0	73
Don't know	8	0	0	0	0	2	0	0	0	0	0	0	0	0	0	2
No answer	9	0	0	0	0	10	0	0	0	0	0	0	0	0	0	10
Not applicable (punches 4-8 in WRKSTAT)	IAP	13626	354	7542	353	4995	10334	2817	2765	2812	4510	2023	2044	1974	2538	58687

B. I have a lot to say over what happens on my job.

[VAR: LOTTOSAY]

RESPONSE	PUNCH	YEAR														
		<u>1972-82</u>	<u>1982B</u>	<u>1983-87</u>	<u>1987B</u>	<u>1988-91</u>	<u>1993-98</u>	<u>2000</u>	<u>2002</u>	<u>2004</u>	<u>2006</u>	<u>2008</u>	<u>2010</u>	<u>2012</u>	<u>2014</u>	<u>ALL</u>
Very true	1	0	0	0	0	301	0	0	0	0	0	0	0	0	0	301
True	2	0	0	0	0	249	0	0	0	0	0	0	0	0	0	249
Somewhat true	3	0	0	0	0	216	0	0	0	0	0	0	0	0	0	216
Not true at all	4	0	0	0	0	130	0	0	0	0	0	0	0	0	0	130
Don't know	8	0	0	0	0	5	0	0	0	0	0	0	0	0	0	5
No answer	9	0	0	0	0	11	0	0	0	0	0	0	0	0	0	11
Not applicable (punches 4-8 in WRKSTAT)	IAP	13626	354	7542	353	4995	10334	2817	2765	2812	4510	2023	2044	1974	2538	58687

REMARKS: See also LOTOFSAY

C. My job allows me to take part in making decisions that affect my work.

[VAR: IDECIDE]

RESPONSE	PUNCH	YEAR														
		<u>1972-82</u>	<u>1982B</u>	<u>1983-87</u>	<u>1987B</u>	<u>1988-91</u>	<u>1993-98</u>	<u>2000</u>	<u>2002</u>	<u>2004</u>	<u>2006</u>	<u>2008</u>	<u>2010</u>	<u>2012</u>	<u>2014</u>	<u>ALL</u>
Very true	1	0	0	0	0	321	0	0	0	0	0	0	0	0	0	321
True	2	0	0	0	0	335	0	0	0	0	0	0	0	0	0	335
Somewhat true	3	0	0	0	0	132	0	0	0	0	0	0	0	0	0	132
Not true at all	4	0	0	0	0	112	0	0	0	0	0	0	0	0	0	112
Don't know	8	0	0	0	0	2	0	0	0	0	0	0	0	0	0	2
No answer	9	0	0	0	0	10	0	0	0	0	0	0	0	0	0	10
Not applicable (punches 4-8 in WRKSTAT)	IAP	13626	354	7542	353	4995	10334	2817	2765	2812	4510	2023	2044	1974	2538	58687

D. How I do my job is controlled by the machines I work with.

[VAR: AUTOMATN]

<u>RESPONSE</u>	<u>PUNCH</u>	<u>YEAR</u>														
		<u>1972-82</u>	<u>1982B</u>	<u>1983-87</u>	<u>1987B</u>	<u>1988-91</u>	<u>1993-98</u>	<u>2000</u>	<u>2002</u>	<u>2004</u>	<u>2006</u>	<u>2008</u>	<u>2010</u>	<u>2012</u>	<u>2014</u>	<u>ALL</u>
Very true	1	0	0	0	0	73	0	0	0	0	0	0	0	0	0	73
True	2	0	0	0	0	116	0	0	0	0	0	0	0	0	0	116
Somewhat true	3	0	0	0	0	125	0	0	0	0	0	0	0	0	0	125
Not true at all	4	0	0	0	0	576	0	0	0	0	0	0	0	0	0	576
Don't know	8	0	0	0	0	9	0	0	0	0	0	0	0	0	0	9
No answer	9	0	0	0	0	13	0	0	0	0	0	0	0	0	0	13
Not applicable (punches 4-8 in WRKSTAT)	IAP	13626	354	7542	353	4995	10334	2817	2765	2812	4510	2023	2044	1974	2538	58687

E. Computers monitor my job performance.

[VAR: MONITRED]

<u>RESPONSE</u>	<u>PUNCH</u>	<u>YEAR</u>														
		<u>1972-82</u>	<u>1982B</u>	<u>1983-87</u>	<u>1987B</u>	<u>1988-91</u>	<u>1993-98</u>	<u>2000</u>	<u>2002</u>	<u>2004</u>	<u>2006</u>	<u>2008</u>	<u>2010</u>	<u>2012</u>	<u>2014</u>	<u>ALL</u>
Very true	1	0	0	0	0	35	0	0	0	0	0	0	0	0	0	35
True	2	0	0	0	0	59	0	0	0	0	0	0	0	0	0	59
Somewhat true	3	0	0	0	0	66	0	0	0	0	0	0	0	0	0	66
Not true at all	4	0	0	0	0	736	0	0	0	0	0	0	0	0	0	736
Don't know	8	0	0	0	0	4	0	0	0	0	0	0	0	0	0	4
No answer	9	0	0	0	0	12	0	0	0	0	0	0	0	0	0	12
Not applicable (punches 4-8 in WRKSTAT)	IAP	13626	354	7542	353	4995	10334	2817	2765	2812	4510	2023	2044	1974	2538	58687

440. As an official part of your main job, do you supervise the work of other employees or tell other employees what work to do?

[VAR: OFFSUP]

<u>RESPONSE</u>	<u>PUNCH</u>	<u>YEAR</u>														
		<u>1972-82</u>	<u>1982B</u>	<u>1983-87</u>	<u>1987B</u>	<u>1988-91</u>	<u>1993-98</u>	<u>2000</u>	<u>2002</u>	<u>2004</u>	<u>2006</u>	<u>2008</u>	<u>2010</u>	<u>2012</u>	<u>2014</u>	<u>ALL</u>
Yes (Ask 439A)	1	0	0	0	0	334	0	0	0	0	0	0	0	0	0	334
No (Skip to OTHDUTY1-7)	2	0	0	0	0	571	0	0	0	0	0	0	0	0	0	571
No answer	9	0	0	0	0	7	0	0	0	0	0	0	0	0	0	7
Not applicable (punches 4-8 in WRKSTAT)	IAP	13626	354	7542	353	4995	10334	2817	2765	2812	4510	2023	2044	1974	2538	58687

A. How many people do you supervise directly?

[VAR: YOUSUP]

<u>RESPONSE</u>	<u>PUNCH</u>	<u>YEAR</u>														
		<u>1972-82</u>	<u>1982B</u>	<u>1983-87</u>	<u>1987B</u>	<u>1988-91</u>	<u>1993-98</u>	<u>2000</u>	<u>2002</u>	<u>2004</u>	<u>2006</u>	<u>2008</u>	<u>2010</u>	<u>2012</u>	<u>2014</u>	<u>ALL</u>
1	1	0	0	0	0	58	0	0	0	0	0	0	0	0	0	58
2	2	0	0	0	0	50	0	0	0	0	0	0	0	0	0	50
3	3	0	0	0	0	37	0	0	0	0	0	0	0	0	0	37
4	4	0	0	0	0	35	0	0	0	0	0	0	0	0	0	35
5	5	0	0	0	0	24	0	0	0	0	0	0	0	0	0	24
6	6	0	0	0	0	11	0	0	0	0	0	0	0	0	0	11
7	7	0	0	0	0	8	0	0	0	0	0	0	0	0	0	8
8	8	0	0	0	0	19	0	0	0	0	0	0	0	0	0	19
9	9	0	0	0	0	5	0	0	0	0	0	0	0	0	0	5
10	10	0	0	0	0	13	0	0	0	0	0	0	0	0	0	13
11	11	0	0	0	0	0	0	0	0	0	0	0	0	0	0	0
12	12	0	0	0	0	15	0	0	0	0	0	0	0	0	0	15
13	13	0	0	0	0	2	0	0	0	0	0	0	0	0	0	2
14	14	0	0	0	0	3	0	0	0	0	0	0	0	0	0	3
15	15	0	0	0	0	11	0	0	0	0	0	0	0	0	0	11
16-19	16-19	0	0	0	0	4	0	0	0	0	0	0	0	0	0	4
20-29	20-29	0	0	0	0	16	0	0	0	0	0	0	0	0	0	16
30-49	30-49	0	0	0	0	9	0	0	0	0	0	0	0	0	0	9
50 or more	50+	0	0	0	0	8	0	0	0	0	0	0	0	0	0	8
Don't know	998	0	0	0	0	0	0	0	0	0	0	0	0	0	0	0
No answer	999	0	0	0	0	13	0	0	0	0	0	0	0	0	0	13
Not applicable (IAP on OFFSUP or punch 2 in YOUSUP)	IAP	13626	354	7542	353	5566	10334	2817	2765	2812	4510	2023	2044	1974	2538	59258

REMARKS: This variable codes exact number of people supervised directly. The collapsed numbers are for convenience of display only.
See also WKSUP.

441. Do any of these people supervise anyone else?

[VAR: SUPOTHRs]

<u>RESPONSE</u>	<u>PUNCH</u>	<u>YEAR</u>														
		<u>1972-82</u>	<u>1982B</u>	<u>1983-87</u>	<u>1987B</u>	<u>1988-91</u>	<u>1993-98</u>	<u>2000</u>	<u>2002</u>	<u>2004</u>	<u>2006</u>	<u>2008</u>	<u>2010</u>	<u>2012</u>	<u>2014</u>	<u>ALL</u>
Yes	1	0	0	0	0	99	0	0	0	0	0	0	0	0	0	99
No (Skip to TOTSUP)	2	0	0	0	0	235	0	0	0	0	0	0	0	0	0	235
No answer	9	0	0	0	0	7	0	0	0	0	0	0	0	0	0	7
Not applicable (IAP on OFFSUP or punch 2 in YOUSUP)	IAP	13626	354	7542	353	5566	10334	2817	2765	2812	4510	2023	2044	1974	2538	59258

REMARKS: See also WKSUPS.

442. In total, how many levels of supervision are there beneath yours (including the one immediately under you?)

[VAR: LEVELS]

<u>RESPONSE</u>	<u>PUNCH</u>	<u>YEAR</u>														
		<u>1972-82</u>	<u>1982B</u>	<u>1983-87</u>	<u>1987B</u>	<u>1988-91</u>	<u>1993-98</u>	<u>2000</u>	<u>2002</u>	<u>2004</u>	<u>2006</u>	<u>2008</u>	<u>2010</u>	<u>2012</u>	<u>2014</u>	<u>ALL</u>
1	1	0	0	0	0	36	0	0	0	0	0	0	0	0	0	36
2	2	0	0	0	0	34	0	0	0	0	0	0	0	0	0	34
3	3	0	0	0	0	15	0	0	0	0	0	0	0	0	0	15
4	4	0	0	0	0	5	0	0	0	0	0	0	0	0	0	5
5	5	0	0	0	0	2	0	0	0	0	0	0	0	0	0	2
6	6	0	0	0	0	1	0	0	0	0	0	0	0	0	0	1
Don't know	98	0	0	0	0	4	0	0	0	0	0	0	0	0	0	4
No answer	99	0	0	0	0	9	0	0	0	0	0	0	0	0	0	9
Not applicable (IAP on SUPOTHRs or punch 2 in SUPOTHRs)	IAP	13626	354	7542	353	5801	10334	2817	2765	2812	4510	2023	2044	1974	2538	59493

443. Counting all of these levels, how many people are responsible to you both directly and indirectly?

[VAR: TOTSUP]

RESPONSE	PUNCH	YEAR														
		<u>1972-82</u>	<u>1982B</u>	<u>1983-87</u>	<u>1987B</u>	<u>1988-91</u>	<u>1993-98</u>	<u>2000</u>	<u>2002</u>	<u>2004</u>	<u>2006</u>	<u>2008</u>	<u>2010</u>	<u>2012</u>	<u>2014</u>	<u>ALL</u>
1-4	1-4	0	0	0	0	155	0	0	0	0	0	0	0	0	0	155
5-9	5-9	0	0	0	0	55	0	0	0	0	0	0	0	0	0	55
10-14	10-14	0	0	0	0	33	0	0	0	0	0	0	0	0	0	33
15-19	15-19	0	0	0	0	15	0	0	0	0	0	0	0	0	0	15
20-29	20-29	0	0	0	0	21	0	0	0	0	0	0	0	0	0	21
30-59	30-59	0	0	0	0	21	0	0	0	0	0	0	0	0	0	21
60-99	60-99	0	0	0	0	9	0	0	0	0	0	0	0	0	0	9
100-399	100-399	0	0	0	0	7	0	0	0	0	0	0	0	0	0	7
400 or more	400-9990	0	0	0	0	3	0	0	0	0	0	0	0	0	0	3
Don't know	9998	0	0	0	0	5	0	0	0	0	0	0	0	0	0	5
No answer	9999	0	0	0	0	17	0	0	0	0	0	0	0	0	0	17
Not applicable (NAP on OFFSUP or punch 2 in YOUSUP)	IAP	13626	354	7542	353	5566	10334	2817	2765	2812	4510	2023	2044	1974	2538	59258

REMARKS: This variable codes exact number of people supervised, both directly and indirectly.
The collapsed numbers above are for convenience of display only.

444. Here is a card listing 7 different kinds of oversight activities. Which ones do you do **as part of your supervisory responsibilities?** Please mention all that apply:

HAND CARD BW

A. Train employees in the safe use of equipment or tools.

[VAR: SUPDUTY1]

RESPONSE	PUNCH	YEAR														
		<u>1972-82</u>	<u>1982B</u>	<u>1983-87</u>	<u>1987B</u>	<u>1988-91</u>	<u>1993-98</u>	<u>2000</u>	<u>2002</u>	<u>2004</u>	<u>2006</u>	<u>2008</u>	<u>2010</u>	<u>2012</u>	<u>2014</u>	<u>ALL</u>
Yes	1	0	0	0	0	200	0	0	0	0	0	0	0	0	0	200
No	2	0	0	0	0	130	0	0	0	0	0	0	0	0	0	130
No answer	9	0	0	0	0	11	0	0	0	0	0	0	0	0	0	11
Not applicable (NAP on SUPOTHR\$ or punch 2 in SUPOTHR\$)	IAP	13626	354	7542	353	5566	10334	2817	2765	2812	4510	2023	2044	1974	2538	59258

B. Train employees in other ways.

[VAR: SUPDUTY2]

<u>RESPONSE</u>	<u>PUNCH</u>	<u>YEAR</u>														
		<u>1972-82</u>	<u>1982B</u>	<u>1983-87</u>	<u>1987B</u>	<u>1988-91</u>	<u>1993-98</u>	<u>2000</u>	<u>2002</u>	<u>2004</u>	<u>2006</u>	<u>2008</u>	<u>2010</u>	<u>2012</u>	<u>2014</u>	<u>ALL</u>
Yes	1	0	0	0	0	264	0	0	0	0	0	0	0	0	0	264
No	2	0	0	0	0	66	0	0	0	0	0	0	0	0	0	66
No answer	9	0	0	0	0	11	0	0	0	0	0	0	0	0	0	11
Not applicable (IAP on SUPOTHRs or punch 2 in SUPOTHRs)	IAP	13626	354	7542	353	5566	10334	2817	2765	2812	4510	2023	2044	1974	2538	59258

C. Organize schedules or tasks.

[VAR: SUPDUTY3]

<u>RESPONSE</u>	<u>PUNCH</u>	<u>YEAR</u>														
		<u>1972-82</u>	<u>1982B</u>	<u>1983-87</u>	<u>1987B</u>	<u>1988-91</u>	<u>1993-98</u>	<u>2000</u>	<u>2002</u>	<u>2004</u>	<u>2006</u>	<u>2008</u>	<u>2010</u>	<u>2012</u>	<u>2014</u>	<u>ALL</u>
Yes	1	0	0	0	0	256	0	0	0	0	0	0	0	0	0	256
No	2	0	0	0	0	72	0	0	0	0	0	0	0	0	0	72
Don't know	8	0	0	0	0	1	0	0	0	0	0	0	0	0	0	1
No answer	9	0	0	0	0	12	0	0	0	0	0	0	0	0	0	12
Not applicable (IAP on SUPOTHRs or punch 2 in SUPOTHRs)	IAP	13626	354	7542	353	5566	10334	2817	2765	2812	4510	2023	2044	1974	2538	59258

D. Devise new ways of doing tasks.

[VAR: SUPDUTY4]

<u>RESPONSE</u>	<u>PUNCH</u>	<u>YEAR</u>														
		<u>1972-82</u>	<u>1982B</u>	<u>1983-87</u>	<u>1987B</u>	<u>1988-91</u>	<u>1993-98</u>	<u>2000</u>	<u>2002</u>	<u>2004</u>	<u>2006</u>	<u>2008</u>	<u>2010</u>	<u>2012</u>	<u>2014</u>	<u>ALL</u>
Yes	1	0	0	0	0	258	0	0	0	0	0	0	0	0	0	258
No	2	0	0	0	0	72	0	0	0	0	0	0	0	0	0	72
No answer	9	0	0	0	0	11	0	0	0	0	0	0	0	0	0	11
Not applicable (IAP on SUPOTHRs or punch 2 in SUPOTHRs)	IAP	13626	354	7542	353	5566	10334	2817	2765	2812	4510	2023	2044	1974	2538	59258

E. Check workers' progress or attendance.

[VAR: SUPDUTY5]

<u>RESPONSE</u>	<u>PUNCH</u>	<u>YEAR</u>														
		<u>1972-82</u>	<u>1982B</u>	<u>1983-87</u>	<u>1987B</u>	<u>1988-91</u>	<u>1993-98</u>	<u>2000</u>	<u>2002</u>	<u>2004</u>	<u>2006</u>	<u>2008</u>	<u>2010</u>	<u>2012</u>	<u>2014</u>	<u>ALL</u>
Yes	1	0	0	0	0	253	0	0	0	0	0	0	0	0	0	253
No	2	0	0	0	0	77	0	0	0	0	0	0	0	0	0	77
No answer	9	0	0	0	0	11	0	0	0	0	0	0	0	0	0	11
Not applicable (IAP on SUPOTHRs or punch 2 in SUPOTHRs)	IAP	13626	354	7542	353	5566	10334	2817	2765	2812	4510	2023	2044	1974	2538	59258

F. Evaluate job performance.

[VAR: SUPDUTY6]

<u>RESPONSE</u>	<u>PUNCH</u>	<u>YEAR</u>														
		<u>1972-82</u>	<u>1982B</u>	<u>1983-87</u>	<u>1987B</u>	<u>1988-91</u>	<u>1993-98</u>	<u>2000</u>	<u>2002</u>	<u>2004</u>	<u>2006</u>	<u>2008</u>	<u>2010</u>	<u>2012</u>	<u>2014</u>	<u>ALL</u>
Yes	1	0	0	0	0	242	0	0	0	0	0	0	0	0	0	242
No	2	0	0	0	0	86	0	0	0	0	0	0	0	0	0	86
Don't know	8	0	0	0	0	1	0	0	0	0	0	0	0	0	0	1
No answer	9	0	0	0	0	12	0	0	0	0	0	0	0	0	0	12
Not applicable (IAP on SUPOTHRs or punch 2 in SUPOTHRs)	IAP	13626	354	7542	353	5566	10334	2817	2765	2812	4510	2023	2044	1974	2538	59258

G. Recommend promotions or disciplinary actions.

[VAR: SUPDUTY7]

<u>RESPONSE</u>	<u>PUNCH</u>	<u>YEAR</u>														
		<u>1972-82</u>	<u>1982B</u>	<u>1983-87</u>	<u>1987B</u>	<u>1988-91</u>	<u>1993-98</u>	<u>2000</u>	<u>2002</u>	<u>2004</u>	<u>2006</u>	<u>2008</u>	<u>2010</u>	<u>2012</u>	<u>2014</u>	<u>ALL</u>
Yes	1	0	0	0	0	195	0	0	0	0	0	0	0	0	0	195
No	2	0	0	0	0	135	0	0	0	0	0	0	0	0	0	135
No answer	9	0	0	0	0	11	0	0	0	0	0	0	0	0	0	11
Not applicable (IAP on SUPOTHRs or punch 2 in SUPOTHRs)	IAP	13626	354	7542	353	5566	10334	2817	2765	2812	4510	2023	2044	1974	2538	59258

REMARKS: Hand Card BW contained responses 1 and 2.

ASK ALL EMPLOYED PERSONS, WHETHER THEY OFFICIALLY SUPERVISE OR NOT:

445. (On the card you have are/Here is a card listing) 7 different kinds of work activities. Which ones do you do with employees whom you do not officially supervise? Please mention all that apply:

HAND CARD BX

A. Train employees in the safe use of equipment or tools.

[VAR: OTHDUTY1]

RESPONSE	PUNCH	YEAR														
		1972-82	1982B	1983-87	1987B	1988-91	1993-98	2000	2002	2004	2006	2008	2010	2012	2014	ALL
Yes	1	0	0	0	0	240	0	0	0	0	0	0	0	0	0	240
No	2	0	0	0	0	632	0	0	0	0	0	0	0	0	0	632
No answer	9	0	0	0	0	40	0	0	0	0	0	0	0	0	0	40
Not applicable (punches 4-8 in WRKSTAT)	IAP	13626	354	7542	353	4995	10334	2817	2765	2812	4510	2023	2044	1974	2538	58687

B. Train employees in other ways.

[VAR: OTHDUTY2]

RESPONSE	PUNCH	YEAR														
		1972-82	1982B	1983-87	1987B	1988-91	1993-98	2000	2002	2004	2006	2008	2010	2012	2014	ALL
Yes	1	0	0	0	0	365	0	0	0	0	0	0	0	0	0	365
No	2	0	0	0	0	507	0	0	0	0	0	0	0	0	0	507
No answer	9	0	0	0	0	40	0	0	0	0	0	0	0	0	0	40
Not applicable (punches 4-8 in WRKSTAT)	IAP	13626	354	7542	353	4995	10334	2817	2765	2812	4510	2023	2044	1974	2538	58687

C. Organize schedules or tasks.

[VAR: OTHDUTY3]

RESPONSE	PUNCH	YEAR														
		1972-82	1982B	1983-87	1987B	1988-91	1993-98	2000	2002	2004	2006	2008	2010	2012	2014	ALL
Yes	1	0	0	0	0	287	0	0	0	0	0	0	0	0	0	287
No	2	0	0	0	0	582	0	0	0	0	0	0	0	0	0	582
Don't know	8	0	0	0	0	1	0	0	0	0	0	0	0	0	0	1
No answer	9	0	0	0	0	42	0	0	0	0	0	0	0	0	0	42
Not applicable (punches 4-8 in WRKSTAT)	IAP	13626	354	7542	353	4995	10334	2817	2765	2812	4510	2023	2044	1974	2538	58687

D. Devise new ways of doing tasks.

[VAR: OTHDUTY4]

<u>RESPONSE</u>	<u>PUNCH</u>	<u>YEAR</u>														
		<u>1972-82</u>	<u>1982B</u>	<u>1983-87</u>	<u>1987B</u>	<u>1988-91</u>	<u>1993-98</u>	<u>2000</u>	<u>2002</u>	<u>2004</u>	<u>2006</u>	<u>2008</u>	<u>2010</u>	<u>2012</u>	<u>2014</u>	<u>ALL</u>
Yes	1	0	0	0	0	383	0	0	0	0	0	0	0	0	0	383
No	2	0	0	0	0	490	0	0	0	0	0	0	0	0	0	490
No answer	9	0	0	0	0	39	0	0	0	0	0	0	0	0	0	39
Not applicable (punches 4-8 in WRKSTAT)	IAP	13626	354	7542	353	4995	10334	2817	2765	2812	4510	2023	2044	1974	2538	58687

E. Check workers' progress or attendance.

[VAR: OTHDUTY5]

<u>RESPONSE</u>	<u>PUNCH</u>	<u>YEAR</u>														
		<u>1972-82</u>	<u>1982B</u>	<u>1983-87</u>	<u>1987B</u>	<u>1988-91</u>	<u>1993-98</u>	<u>2000</u>	<u>2002</u>	<u>2004</u>	<u>2006</u>	<u>2008</u>	<u>2010</u>	<u>2012</u>	<u>2014</u>	<u>ALL</u>
Yes	1	0	0	0	0	174	0	0	0	0	0	0	0	0	0	174
No	2	0	0	0	0	692	0	0	0	0	0	0	0	0	0	692
No answer	9	0	0	0	0	46	0	0	0	0	0	0	0	0	0	46
Not applicable (punches 4-8 in WRKSTAT)	IAP	13626	354	7542	353	4995	10334	2817	2765	2812	4510	2023	2044	1974	2538	58687

F. Evaluate job performance.

[VAR: OTHDUTY6]

<u>RESPONSE</u>	<u>PUNCH</u>	<u>YEAR</u>														
		<u>1972-82</u>	<u>1982B</u>	<u>1983-87</u>	<u>1987B</u>	<u>1988-91</u>	<u>1993-98</u>	<u>2000</u>	<u>2002</u>	<u>2004</u>	<u>2006</u>	<u>2008</u>	<u>2010</u>	<u>2012</u>	<u>2014</u>	<u>ALL</u>
Yes	1	0	0	0	0	176	0	0	0	0	0	0	0	0	0	176
No	2	0	0	0	0	691	0	0	0	0	0	0	0	0	0	691
Don't know	8	0	0	0	0	1	0	0	0	0	0	0	0	0	0	1
No answer	9	0	0	0	0	44	0	0	0	0	0	0	0	0	0	44
Not applicable (punches 4-8 in WRKSTAT)	IAP	13626	354	7542	353	4995	10334	2817	2765	2812	4510	2023	2044	1974	2538	58687

G. Recommend promotions or disciplinary actions.

[VAR: OTHDUTY7]

<u>RESPONSE</u>	<u>PUNCH</u>	<u>YEAR</u>														
		<u>1972-82</u>	<u>1982B</u>	<u>1983-87</u>	<u>1987B</u>	<u>1988-91</u>	<u>1993-98</u>	<u>2000</u>	<u>2002</u>	<u>2004</u>	<u>2006</u>	<u>2008</u>	<u>2010</u>	<u>2012</u>	<u>2014</u>	<u>ALL</u>
Yes	1	0	0	0	0	130	0	0	0	0	0	0	0	0	0	130
No	2	0	0	0	0	737	0	0	0	0	0	0	0	0	0	737
Don't know	8	0	0	0	0	1	0	0	0	0	0	0	0	0	0	1
No answer	9	0	0	0	0	44	0	0	0	0	0	0	0	0	0	44
Not applicable (punches 4-8 in WRKSTAT)	IAP	13626	354	7542	353	4995	10334	2817	2765	2812	4510	2023	2044	1974	2538	58687

446. In the past year, did you participate in decisions about spending any of your organization's money as part of your job?

[VAR: ORGMONEY]

<u>RESPONSE</u>	<u>PUNCH</u>	<u>YEAR</u>														
		<u>1972-82</u>	<u>1982B</u>	<u>1983-87</u>	<u>1987B</u>	<u>1988-91</u>	<u>1993-98</u>	<u>2000</u>	<u>2002</u>	<u>2004</u>	<u>2006</u>	<u>2008</u>	<u>2010</u>	<u>2012</u>	<u>2014</u>	<u>ALL</u>
Yes	1	0	0	0	0	337	0	0	0	0	0	0	0	0	0	337
No (Skip to JOBJUDGE)	2	0	0	0	0	567	0	0	0	0	0	0	0	0	0	567
No answer	9	0	0	0	0	8	0	0	0	0	0	0	0	0	0	8
Not applicable (punches 4-8 in WRKSTAT)	IAP	13626	354	7542	353	4995	10334	2817	2765	2812	4510	2023	2044	1974	2538	58687

447. About how much money was involved in the largest of these decisions?

[VAR: TOTMONEY]

RESPONSE	PUNCH	YEAR														
		1972-82	1982B	1983-87	1987B	1988-91	1993-98	2000	2002	2004	2006	2008	2010	2012	2014	ALL
\$1-999	1-999	0	0	0	0	35	0	0	0	0	0	0	0	0	0	35
\$1,000-1,999	1000-1999	0	0	0	0	26	0	0	0	0	0	0	0	0	0	26
\$2,000-3,999	2000-3999	0	0	0	0	28	0	0	0	0	0	0	0	0	0	28
\$4,000-9,999	4000-9999	0	0	0	0	29	0	0	0	0	0	0	0	0	0	29
\$10,000-19,999	10000-19999	0	0	0	0	35	0	0	0	0	0	0	0	0	0	35
\$20,000-49,999	20000-49999	0	0	0	0	31	0	0	0	0	0	0	0	0	0	31
\$50,000-99,999	50000-99999	0	0	0	0	21	0	0	0	0	0	0	0	0	0	21
\$100,000-199,999	100000-199999	0	0	0	0	18	0	0	0	0	0	0	0	0	0	18
\$200,000-499,999	200000-499999	0	0	0	0	24	0	0	0	0	0	0	0	0	0	24
\$500,000-999,999	500000-999999	0	0	0	0	12	0	0	0	0	0	0	0	0	0	12
\$1,000,000-\$4,999,999	1000000-4999999	0	0	0	0	24	0	0	0	0	0	0	0	0	0	24
\$5,000,000-\$9,999,995	5000000-9999995	0	0	0	0	8	0	0	0	0	0	0	0	0	0	8
\$9,999,996+	9999996	0	0	0	0	2	0	0	0	0	0	0	0	0	0	2
Don't know	9999998	0	0	0	0	26	0	0	0	0	0	0	0	0	0	26
No answer	9999999	0	0	0	0	26	0	0	0	0	0	0	0	0	0	26
Not applicable (IAP on ORGMONEY or punch 2 in ORGMONEY)	IAP	13626	354	7542	353	5562	10334	2817	2765	2812	4510	2023	2044	1974	2538	59254

REMARKS: The collapsed numbers above are for convenience of display only.

448. About how much money was involved in the largest decision in which you had the final say?

[VAR: YOUMONEY]

RESPONSE	PUNCH	YEAR														
		1972-82	1982B	1983-87	1987B	1988-91	1993-98	2000	2002	2004	2006	2008	2010	2012	2014	ALL
\$1-999	1-999	0	0	0	0	43	0	0	0	0	0	0	0	0	0	43
\$1,000-1,999	1000-1999	0	0	0	0	11	0	0	0	0	0	0	0	0	0	11
\$2,000-3,999	2000-3999	0	0	0	0	22	0	0	0	0	0	0	0	0	0	22
\$4,000-9,999	4000-9999	0	0	0	0	21	0	0	0	0	0	0	0	0	0	21
\$10,000-19,999	10000-19999	0	0	0	0	26	0	0	0	0	0	0	0	0	0	26
\$20,000-49,999	20000-49999	0	0	0	0	18	0	0	0	0	0	0	0	0	0	18
\$50,000-99,999	50000-99999	0	0	0	0	17	0	0	0	0	0	0	0	0	0	17
\$100,000-199,999	100000-199999	0	0	0	0	13	0	0	0	0	0	0	0	0	0	13
	200000-499999	0	0	0	0	11	0	0	0	0	0	0	0	0	0	11
\$200,000-499,999	500000-999999	0	0	0	0	7	0	0	0	0	0	0	0	0	0	7
\$500,000-999,999	1000000-4999999	0	0	0	0	7	0	0	0	0	0	0	0	0	0	7
\$1,000,000-\$4,999,999	5000000-9999995	0	0	0	0	4	0	0	0	0	0	0	0	0	0	4
\$5,000,000-\$9,999,995	9999996	0	0	0	0	1	0	0	0	0	0	0	0	0	0	1
\$9,999,996+	9999998	0	0	0	0	23	0	0	0	0	0	0	0	0	0	23
Don't know	9999999	0	0	0	0	37	0	0	0	0	0	0	0	0	0	37
No answer																
Not applicable (IAP on ORGMONEY or punch 2 in ORGMONEY)	IAP	13626	354	7542	353	5646	10334	2817	2765	2812	4510	2023	2044	1974	2538	59338

REMARKS: The collapsed numbers above are for convenience of display only.

449. Does someone **formally** evaluate your job performance on a regular basis?

[VAR: JOBJUDGE]

RESPONSE	PUNCH	YEAR														
		1972-82	1982B	1983-87	1987B	1988-91	1993-98	2000	2002	2004	2006	2008	2010	2012	2014	ALL
Yes	1	0	0	0	0	577	0	0	0	0	0	0	0	0	0	577
No	2	0	0	0	0	319	0	0	0	0	0	0	0	0	0	319
Don't know	8	0	0	0	0	3	0	0	0	0	0	0	0	0	0	3
No answer	9	0	0	0	0	13	0	0	0	0	0	0	0	0	0	13
Not applicable (punches 4-8 in WRKSTAT)	IAP	13626	354	7542	353	4995	10334	2817	2765	2812	4510	2023	2044	1974	2538	58687

**INTERVIEWER: SEE WKSUB. IF RESPONDENT HAS A SUPERVISOR, ASK QUANTITY.
IF RESPONDENT DOES NOT HAVE A SUPERVISOR, SKIP TO WRKWELL.**

450. How easy or hard would you say it is for your supervisor to know how much work a person in a job like yours does in a week? Is it very easy, somewhat easy, somewhat hard or very hard?

[VAR: QUANTITY]

<u>RESPONSE</u>	<u>PUNCH</u>	<u>YEAR</u>														
		<u>1972-82</u>	<u>1982B</u>	<u>1983-87</u>	<u>1987B</u>	<u>1988-91</u>	<u>1993-98</u>	<u>2000</u>	<u>2002</u>	<u>2004</u>	<u>2006</u>	<u>2008</u>	<u>2010</u>	<u>2012</u>	<u>2014</u>	<u>ALL</u>
Very easy	1	0	0	0	0	362	0	0	0	0	0	0	0	0	0	362
Somewhat easy	2	0	0	0	0	179	0	0	0	0	0	0	0	0	0	179
Somewhat hard	3	0	0	0	0	102	0	0	0	0	0	0	0	0	0	102
Very hard	4	0	0	0	0	60	0	0	0	0	0	0	0	0	0	60
Don't know	8	0	0	0	0	4	0	0	0	0	0	0	0	0	0	4
No answer	9	0	0	0	0	15	0	0	0	0	0	0	0	0	0	15
Not applicable (IAP on JOBJUDGE or punch 2 in JOBJUDGE)	IAP	13626	354	7542	353	5185	10334	2817	2765	2812	4510	2023	2044	1974	2538	58877

451. How easy or hard would you say it is for you supervisor to evaluate the quality of the work that is done by a person in a job like yours? Would you say very easy, somewhat easy, somewhat hard, or very hard?

[VAR: QUALITY]

<u>RESPONSE</u>	<u>PUNCH</u>	<u>YEAR</u>														
		<u>1972-82</u>	<u>1982B</u>	<u>1983-87</u>	<u>1987B</u>	<u>1988-91</u>	<u>1993-98</u>	<u>2000</u>	<u>2002</u>	<u>2004</u>	<u>2006</u>	<u>2008</u>	<u>2010</u>	<u>2012</u>	<u>2014</u>	<u>ALL</u>
Very easy	1	0	0	0	0	383	0	0	0	0	0	0	0	0	0	383
Somewhat easy	2	0	0	0	0	201	0	0	0	0	0	0	0	0	0	201
Somewhat hard	3	0	0	0	0	102	0	0	0	0	0	0	0	0	0	102
Very hard	4	0	0	0	0	34	0	0	0	0	0	0	0	0	0	34
Don't know	8	0	0	0	0	3	0	0	0	0	0	0	0	0	0	3
No answer	9	0	0	0	0	18	0	0	0	0	0	0	0	0	0	18
Not applicable (IAP on JOBJUDGE or punch 2 in JOBJUDGE)	IAP	13626	354	7542	353	5166	10334	2817	2765	2812	4510	2023	2044	1974	2538	58858

452. Compared to other people who do the same or similar kind of work that you do, how **well** would you say you do your job? Would you say much better, somewhat better, about the same, somewhat worse or much worse?

[VAR: WRKWELL]

<u>RESPONSE</u>	<u>PUNCH</u>	<u>YEAR</u>														
		<u>1972-82</u>	<u>1982B</u>	<u>1983-87</u>	<u>1987B</u>	<u>1988-91</u>	<u>1993-98</u>	<u>2000</u>	<u>2002</u>	<u>2004</u>	<u>2006</u>	<u>2008</u>	<u>2010</u>	<u>2012</u>	<u>2014</u>	<u>ALL</u>
Much better	1	0	0	0	0	299	0	0	0	0	0	0	0	0	0	299
Somewhat better	2	0	0	0	0	343	0	0	0	0	0	0	0	0	0	343
About the same	3	0	0	0	0	248	0	0	0	0	0	0	0	0	0	248
Somewhat worse	4	0	0	0	0	2	0	0	0	0	0	0	0	0	0	2
Much worse	5	0	0	0	0	0	0	0	0	0	0	0	0	0	0	0
Don't know	8	0	0	0	0	11	0	0	0	0	0	0	0	0	0	11
No answer	9	0	0	0	0	9	0	0	0	0	0	0	0	0	0	9
Not applicable (punches 4-8 in WRKSTAT)	IAP	13626	354	7542	353	4995	10334	2817	2765	2812	4510	2023	2044	1974	2538	58687

453. Compared to other people who do the same or similar kind of work that you do, how **much** work would you say you do? Would you say that you do much more, somewhat more, about the same, somewhat less or much less?

[VAR: WRKMUCH]

<u>RESPONSE</u>	<u>PUNCH</u>	<u>YEAR</u>														
		<u>1972-82</u>	<u>1982B</u>	<u>1983-87</u>	<u>1987B</u>	<u>1988-91</u>	<u>1993-98</u>	<u>2000</u>	<u>2002</u>	<u>2004</u>	<u>2006</u>	<u>2008</u>	<u>2010</u>	<u>2012</u>	<u>2014</u>	<u>ALL</u>
Much more	1	0	0	0	0	203	0	0	0	0	0	0	0	0	0	203
Somewhat more	2	0	0	0	0	338	0	0	0	0	0	0	0	0	0	338
About the same	3	0	0	0	0	317	0	0	0	0	0	0	0	0	0	317
Somewhat less	4	0	0	0	0	28	0	0	0	0	0	0	0	0	0	28
Much less	5	0	0	0	0	2	0	0	0	0	0	0	0	0	0	2
Don't know	8	0	0	0	0	14	0	0	0	0	0	0	0	0	0	14
No answer	9	0	0	0	0	10	0	0	0	0	0	0	0	0	0	10
Not applicable (punches 4-8 in WRKSTAT)	IAP	13626	354	7542	353	4995	10334	2817	2765	2812	4510	2023	2044	1974	2538	58687

454. Please tell me how much you agree or disagree with the following statements. Would you say that you strongly agree, agree, disagree, or strongly disagree?

A. The success of my organization depends a lot on how well I do my job. Do you...

[VAR: IMATTER]

RESPONSE	PUNCH	YEAR														
		<u>1972-82</u>	<u>1982B</u>	<u>1983-87</u>	<u>1987B</u>	<u>1988-91</u>	<u>1993-98</u>	<u>2000</u>	<u>2002</u>	<u>2004</u>	<u>2006</u>	<u>2008</u>	<u>2010</u>	<u>2012</u>	<u>2014</u>	<u>ALL</u>
Strongly agree	1	0	0	0	0	339	0	0	0	0	0	0	0	0	0	339
Agree	2	0	0	0	0	438	0	0	0	0	0	0	0	0	0	438
Disagree	3	0	0	0	0	102	0	0	0	0	0	0	0	0	0	102
Strongly disagree	4	0	0	0	0	12	0	0	0	0	0	0	0	0	0	12
Don't know	8	0	0	0	0	10	0	0	0	0	0	0	0	0	0	10
No answer	9	0	0	0	0	11	0	0	0	0	0	0	0	0	0	11
Not applicable (punches 4-8 in WRKSTAT)	IAP	13626	354	7542	353	4995	10334	2817	2765	2812	4510	2023	2044	1974	2538	58687

B. I am willing to work harder than I have to in order to help this organization succeed.

[VAR: HELPPORG]

RESPONSE	PUNCH	YEAR														
		<u>1972-82</u>	<u>1982B</u>	<u>1983-87</u>	<u>1987B</u>	<u>1988-91</u>	<u>1993-98</u>	<u>2000</u>	<u>2002</u>	<u>2004</u>	<u>2006</u>	<u>2008</u>	<u>2010</u>	<u>2012</u>	<u>2014</u>	<u>ALL</u>
Strongly agree	1	0	0	0	0	339	0	0	0	0	0	0	0	0	0	339
Agree	2	0	0	0	0	466	0	0	0	0	0	0	0	0	0	466
Disagree	3	0	0	0	0	83	0	0	0	0	0	0	0	0	0	83
Strongly disagree	4	0	0	0	0	7	0	0	0	0	0	0	0	0	0	7
Don't know	8	0	0	0	0	5	0	0	0	0	0	0	0	0	0	5
No answer	9	0	0	0	0	12	0	0	0	0	0	0	0	0	0	12
Not applicable (punches 4-8 in WRKSTAT)	IAP	13626	354	7542	353	4995	10334	2817	2765	2812	4510	2023	2044	1974	2538	58687

C. I feel very little loyalty to this organization.

[VAR: NOTLOYAL]

<u>RESPONSE</u>	<u>PUNCH</u>	<u>YEAR</u>														
		<u>1972-82</u>	<u>1982B</u>	<u>1983-87</u>	<u>1987B</u>	<u>1988-91</u>	<u>1993-98</u>	<u>2000</u>	<u>2002</u>	<u>2004</u>	<u>2006</u>	<u>2008</u>	<u>2010</u>	<u>2012</u>	<u>2014</u>	<u>ALL</u>
Strongly agree	1	0	0	0	0	44	0	0	0	0	0	0	0	0	0	44
Agree	2	0	0	0	0	113	0	0	0	0	0	0	0	0	0	113
Disagree	3	0	0	0	0	401	0	0	0	0	0	0	0	0	0	401
Strongly disagree	4	0	0	0	0	336	0	0	0	0	0	0	0	0	0	336
Don't know	8	0	0	0	0	5	0	0	0	0	0	0	0	0	0	5
No answer	9	0	0	0	0	13	0	0	0	0	0	0	0	0	0	13
Not applicable (punches 4-8 in WRKSTAT)	IAP	13626	354	7542	353	4995	10334	2817	2765	2812	4510	2023	2044	1974	2538	58687

D. I would take almost any job to keep working for this organization.

[VAR: STAYORG1]

<u>RESPONSE</u>	<u>PUNCH</u>	<u>YEAR</u>														
		<u>1972-82</u>	<u>1982B</u>	<u>1983-87</u>	<u>1987B</u>	<u>1988-91</u>	<u>1993-98</u>	<u>2000</u>	<u>2002</u>	<u>2004</u>	<u>2006</u>	<u>2008</u>	<u>2010</u>	<u>2012</u>	<u>2014</u>	<u>ALL</u>
Strongly agree	1	0	0	0	0	92	0	0	0	0	0	0	0	0	0	92
Agree	2	0	0	0	0	222	0	0	0	0	0	0	0	0	0	222
Disagree	3	0	0	0	0	421	0	0	0	0	0	0	0	0	0	421
Strongly disagree	4	0	0	0	0	142	0	0	0	0	0	0	0	0	0	142
Don't know	8	0	0	0	0	19	0	0	0	0	0	0	0	0	0	19
No answer	9	0	0	0	0	16	0	0	0	0	0	0	0	0	0	16
Not applicable (punches 4-8 in WRKSTAT)	IAP	13626	354	7542	353	4995	10334	2817	2765	2812	4510	2023	2044	1974	2538	58687

E. I find that my values and the organization's values are very similar.

[VAR: SAMEVALS]

<u>RESPONSE</u>	<u>PUNCH</u>	<u>YEAR</u>														
		<u>1972-82</u>	<u>1982B</u>	<u>1983-87</u>	<u>1987B</u>	<u>1988-91</u>	<u>1993-98</u>	<u>2000</u>	<u>2002</u>	<u>2004</u>	<u>2006</u>	<u>2008</u>	<u>2010</u>	<u>2012</u>	<u>2014</u>	<u>ALL</u>
Strongly agree	1	0	0	0	0	185	0	0	0	0	0	0	0	0	0	185
Agree	2	0	0	0	0	497	0	0	0	0	0	0	0	0	0	497
Disagree	3	0	0	0	0	161	0	0	0	0	0	0	0	0	0	161
Strongly disagree	4	0	0	0	0	34	0	0	0	0	0	0	0	0	0	34
Don't know	8	0	0	0	0	22	0	0	0	0	0	0	0	0	0	22
No answer	9	0	0	0	0	13	0	0	0	0	0	0	0	0	0	13
Not applicable (punches 4-8 in WRKSTAT)	IAP	13626	354	7542	353	4995	10334	2817	2765	2812	4510	2023	2044	1974	2538	58687

F. I am proud to be working for this organization.

[VAR: PROUDORG]

<u>RESPONSE</u>	<u>PUNCH</u>	<u>YEAR</u>														
		<u>1972-82</u>	<u>1982B</u>	<u>1983-87</u>	<u>1987B</u>	<u>1988-91</u>	<u>1993-98</u>	<u>2000</u>	<u>2002</u>	<u>2004</u>	<u>2006</u>	<u>2008</u>	<u>2010</u>	<u>2012</u>	<u>2014</u>	<u>ALL</u>
Strongly agree	1	0	0	0	0	268	0	0	0	0	0	0	0	0	0	268
Agree	2	0	0	0	0	532	0	0	0	0	0	0	0	0	0	532
Disagree	3	0	0	0	0	75	0	0	0	0	0	0	0	0	0	75
Strongly disagree	4	0	0	0	0	13	0	0	0	0	0	0	0	0	0	13
Don't know	8	0	0	0	0	11	0	0	0	0	0	0	0	0	0	11
No answer	9	0	0	0	0	13	0	0	0	0	0	0	0	0	0	13
Not applicable (punches 4-8 in WRKSTAT)	IAP	13626	354	7542	353	4995	10334	2817	2765	2812	4510	2023	2044	1974	2538	58687

REMARKS: See also PROUDEMP.

G. I would turn down another job for more pay in order to stay with this organization.

[VAR: STAYORG2]

<u>RESPONSE</u>	<u>PUNCH</u>	<u>YEAR</u>														
		<u>1972-82</u>	<u>1982B</u>	<u>1983-87</u>	<u>1987B</u>	<u>1988-91</u>	<u>1993-98</u>	<u>2000</u>	<u>2002</u>	<u>2004</u>	<u>2006</u>	<u>2008</u>	<u>2010</u>	<u>2012</u>	<u>2014</u>	<u>ALL</u>
Strongly agree	1	0	0	0	0	113	0	0	0	0	0	0	0	0	0	113
Agree	2	0	0	0	0	215	0	0	0	0	0	0	0	0	0	215
Disagree	3	0	0	0	0	376	0	0	0	0	0	0	0	0	0	376
Strongly disagree	4	0	0	0	0	153	0	0	0	0	0	0	0	0	0	153
Don't know	8	0	0	0	0	42	0	0	0	0	0	0	0	0	0	42
No answer	9	0	0	0	0	13	0	0	0	0	0	0	0	0	0	13
Not applicable (punches 4-8 in WRKSTAT)	IAP	13626	354	7542	353	4995	10334	2817	2765	2812	4510	2023	2044	1974	2538	58687

H. People usually notice when I do my job well.

[VAR: NOTICED]

<u>RESPONSE</u>	<u>PUNCH</u>	<u>YEAR</u>														
		<u>1972-82</u>	<u>1982B</u>	<u>1983-87</u>	<u>1987B</u>	<u>1988-91</u>	<u>1993-98</u>	<u>2000</u>	<u>2002</u>	<u>2004</u>	<u>2006</u>	<u>2008</u>	<u>2010</u>	<u>2012</u>	<u>2014</u>	<u>ALL</u>
Strongly agree	1	0	0	0	0	222	0	0	0	0	0	0	0	0	0	222
Agree	2	0	0	0	0	531	0	0	0	0	0	0	0	0	0	531
Disagree	3	0	0	0	0	101	0	0	0	0	0	0	0	0	0	101
Strongly disagree	4	0	0	0	0	20	0	0	0	0	0	0	0	0	0	20
Don't know	8	0	0	0	0	22	0	0	0	0	0	0	0	0	0	22
No answer	9	0	0	0	0	16	0	0	0	0	0	0	0	0	0	16
Not applicable (punches 4-8 in WRKSTAT)	IAP	13626	354	7542	353	4995	10334	2817	2765	2812	4510	2023	2044	1974	2538	58687

455. All in all, how likely is it that you will try hard to find a job with another organization within the next 12 months?
Would you say you are not at all likely, somewhat likely, or very likely?

[VAR: CHNGEORG]

<u>RESPONSE</u>	<u>PUNCH</u>	<u>YEAR</u>														
		<u>1972-82</u>	<u>1982B</u>	<u>1983-87</u>	<u>1987B</u>	<u>1988-91</u>	<u>1993-98</u>	<u>2000</u>	<u>2002</u>	<u>2004</u>	<u>2006</u>	<u>2008</u>	<u>2010</u>	<u>2012</u>	<u>2014</u>	<u>ALL</u>
Not at all likely	1	0	0	0	0	570	0	0	0	0	0	0	0	0	0	570
Somewhat likely	2	0	0	0	0	176	0	0	0	0	0	0	0	0	0	176
Very likely	3	0	0	0	0	143	0	0	0	0	0	0	0	0	0	143
Don't know	8	0	0	0	0	12	0	0	0	0	0	0	0	0	0	12
No answer	9	0	0	0	0	11	0	0	0	0	0	0	0	0	0	11
Not applicable (punches 4-8 in WRKSTAT)	IAP	13626	354	7542	353	4995	10334	2817	2765	2812	4510	2023	2044	1974	2538	58687

456. Do you receive any of the earnings from your main job in the form of commissions, bonuses, tips, or overtime?

[VAR: OTHPAY]

<u>RESPONSE</u>	<u>PUNCH</u>	<u>YEAR</u>														
		<u>1972-82</u>	<u>1982B</u>	<u>1983-87</u>	<u>1987B</u>	<u>1988-91</u>	<u>1993-98</u>	<u>2000</u>	<u>2002</u>	<u>2004</u>	<u>2006</u>	<u>2008</u>	<u>2010</u>	<u>2012</u>	<u>2014</u>	<u>ALL</u>
Yes	1	0	0	0	0	377	0	0	0	0	0	0	0	0	0	377
No	2	0	0	0	0	523	0	0	0	0	0	0	0	0	0	523
No answer	9	0	0	0	0	12	0	0	0	0	0	0	0	0	0	12
Not applicable (punches 4-8 in WRKSTAT)	IAP	13626	354	7542	353	4995	10334	2817	2765	2812	4510	2023	2044	1974	2538	58687

457. Think about how pay raises are given where you work. Please tell me all statements that apply. Do you feel that raises are given to...

A. All workers regardless of performance.

[VAR: RAISEALL]

<u>RESPONSE</u>	<u>PUNCH</u>	<u>YEAR</u>														
		<u>1972-82</u>	<u>1982B</u>	<u>1983-87</u>	<u>1987B</u>	<u>1988-91</u>	<u>1993-98</u>	<u>2000</u>	<u>2002</u>	<u>2004</u>	<u>2006</u>	<u>2008</u>	<u>2010</u>	<u>2012</u>	<u>2014</u>	<u>ALL</u>
Yes	1	0	0	0	0	391	0	0	0	0	0	0	0	0	0	391
No	2	0	0	0	0	474	0	0	0	0	0	0	0	0	0	474
Don't know	8	0	0	0	0	8	0	0	0	0	0	0	0	0	0	8
No answer	9	0	0	0	0	39	0	0	0	0	0	0	0	0	0	39
Not applicable (punches 4-8 in WRKSTAT)	IAP	13626	354	7542	353	4995	10334	2817	2765	2812	4510	2023	2044	1974	2538	58687

B. Those workers who work hard and perform well.

[VAR: RAISEHRD]

<u>RESPONSE</u>	<u>PUNCH</u>	<u>YEAR</u>														
		<u>1972-82</u>	<u>1982B</u>	<u>1983-87</u>	<u>1987B</u>	<u>1988-91</u>	<u>1993-98</u>	<u>2000</u>	<u>2002</u>	<u>2004</u>	<u>2006</u>	<u>2008</u>	<u>2010</u>	<u>2012</u>	<u>2014</u>	<u>ALL</u>
Yes	1	0	0	0	0	579	0	0	0	0	0	0	0	0	0	579
No	2	0	0	0	0	285	0	0	0	0	0	0	0	0	0	285
Don't know	8	0	0	0	0	9	0	0	0	0	0	0	0	0	0	9
No answer	9	0	0	0	0	39	0	0	0	0	0	0	0	0	0	39
Not applicable (punches 4-8 in WRKSTAT)	IAP	13626	354	7542	353	4995	10334	2817	2765	2812	4510	2023	2044	1974	2538	58687

C. Those workers with some favored relationship with the boss.

[VAR: RAISEFAV]

<u>RESPONSE</u>	<u>PUNCH</u>	<u>YEAR</u>														
		<u>1972-82</u>	<u>1982B</u>	<u>1983-87</u>	<u>1987B</u>	<u>1988-91</u>	<u>1993-98</u>	<u>2000</u>	<u>2002</u>	<u>2004</u>	<u>2006</u>	<u>2008</u>	<u>2010</u>	<u>2012</u>	<u>2014</u>	<u>ALL</u>
Yes	1	0	0	0	0	254	0	0	0	0	0	0	0	0	0	254
No	2	0	0	0	0	600	0	0	0	0	0	0	0	0	0	600
Don't know	8	0	0	0	0	13	0	0	0	0	0	0	0	0	0	13
No answer	9	0	0	0	0	45	0	0	0	0	0	0	0	0	0	45
Not applicable (punches 4-8 in WRKSTAT)	IAP	13626	354	7542	353	4995	10334	2817	2765	2812	4510	2023	2044	1974	2538	58687

458. I am going to read a list of fringe benefits that workers sometimes get in addition to their wages. Whether you receive it or not, please tell me whether you are eligible to receive each fringe benefit.

A. Medical or hospital insurance.

[VAR: FRINGE1]

<u>RESPONSE</u>	<u>PUNCH</u>	<u>YEAR</u>														
		<u>1972-82</u>	<u>1982B</u>	<u>1983-87</u>	<u>1987B</u>	<u>1988-91</u>	<u>1993-98</u>	<u>2000</u>	<u>2002</u>	<u>2004</u>	<u>2006</u>	<u>2008</u>	<u>2010</u>	<u>2012</u>	<u>2014</u>	<u>ALL</u>
Yes	1	0	0	0	0	665	0	0	0	0	0	0	0	0	0	665
No	2	0	0	0	0	229	0	0	0	0	0	0	0	0	0	229
Don't know	8	0	0	0	0	4	0	0	0	0	0	0	0	0	0	4
No answer	9	0	0	0	0	14	0	0	0	0	0	0	0	0	0	14
Not applicable (punches 4-8 in WRKSTAT)	IAP	13626	354	7542	353	4995	10334	2817	2765	2812	4510	2023	2044	1974	2538	58687

B. Dental care benefits.

[VAR: FRINGE2]

<u>RESPONSE</u>	<u>PUNCH</u>	<u>YEAR</u>														
		<u>1972-82</u>	<u>1982B</u>	<u>1983-87</u>	<u>1987B</u>	<u>1988-91</u>	<u>1993-98</u>	<u>2000</u>	<u>2002</u>	<u>2004</u>	<u>2006</u>	<u>2008</u>	<u>2010</u>	<u>2012</u>	<u>2014</u>	<u>ALL</u>
Yes	1	0	0	0	0	493	0	0	0	0	0	0	0	0	0	493
No	2	0	0	0	0	400	0	0	0	0	0	0	0	0	0	400
Don't know	8	0	0	0	0	5	0	0	0	0	0	0	0	0	0	5
No answer	9	0	0	0	0	14	0	0	0	0	0	0	0	0	0	14
Not applicable (punches 4-8 in WRKSTAT)	IAP	13626	354	7542	353	4995	10334	2817	2765	2812	4510	2023	2044	1974	2538	58687

C. Life insurance.

[VAR: FRINGE3]

<u>RESPONSE</u>	<u>PUNCH</u>	<u>YEAR</u>														
		<u>1972-82</u>	<u>1982B</u>	<u>1983-87</u>	<u>1987B</u>	<u>1988-91</u>	<u>1993-98</u>	<u>2000</u>	<u>2002</u>	<u>2004</u>	<u>2006</u>	<u>2008</u>	<u>2010</u>	<u>2012</u>	<u>2014</u>	<u>ALL</u>
Yes	1	0	0	0	0	565	0	0	0	0	0	0	0	0	0	565
No	2	0	0	0	0	319	0	0	0	0	0	0	0	0	0	319
Don't know	8	0	0	0	0	14	0	0	0	0	0	0	0	0	0	14
No answer	9	0	0	0	0	14	0	0	0	0	0	0	0	0	0	14
Not applicable (punches 4-8 in WRKSTAT)	IAP	13626	354	7542	353	4995	10334	2817	2765	2812	4510	2023	2044	1974	2538	58687

D. Sick leave with full pay.

[VAR: FRINGE4]

<u>RESPONSE</u>	<u>PUNCH</u>	<u>YEAR</u>														
		<u>1972-82</u>	<u>1982B</u>	<u>1983-87</u>	<u>1987B</u>	<u>1988-91</u>	<u>1993-98</u>	<u>2000</u>	<u>2002</u>	<u>2004</u>	<u>2006</u>	<u>2008</u>	<u>2010</u>	<u>2012</u>	<u>2014</u>	<u>ALL</u>
Yes	1	0	0	0	0	536	0	0	0	0	0	0	0	0	0	536
No	2	0	0	0	0	353	0	0	0	0	0	0	0	0	0	353
Don't know	8	0	0	0	0	9	0	0	0	0	0	0	0	0	0	9
No answer	9	0	0	0	0	14	0	0	0	0	0	0	0	0	0	14
Not applicable (punches 4-8 in WRKSTAT)	IAP	13626	354	7542	353	4995	10334	2817	2765	2812	4510	2023	2044	1974	2538	58687

E. Maternity or paternity leave with full re-employment rights.

[VAR: FRINGE5]

<u>RESPONSE</u>	<u>PUNCH</u>	<u>YEAR</u>														
		<u>1972-82</u>	<u>1982B</u>	<u>1983-87</u>	<u>1987B</u>	<u>1988-91</u>	<u>1993-98</u>	<u>2000</u>	<u>2002</u>	<u>2004</u>	<u>2006</u>	<u>2008</u>	<u>2010</u>	<u>2012</u>	<u>2014</u>	<u>ALL</u>
Yes	1	0	0	0	0	468	0	0	0	0	0	0	0	0	0	468
No	2	0	0	0	0	358	0	0	0	0	0	0	0	0	0	358
Don't know	8	0	0	0	0	71	0	0	0	0	0	0	0	0	0	71
No answer	9	0	0	0	0	15	0	0	0	0	0	0	0	0	0	15
Not applicable (punches 4-8 in WRKSTAT)	IAP	13626	354	7542	353	4995	10334	2817	2765	2812	4510	2023	2044	1974	2538	58687

F. Flexible hours, or flextime scheduling.

[VAR: FRINGE6]

<u>RESPONSE</u>	<u>PUNCH</u>	<u>YEAR</u>														
		<u>1972-82</u>	<u>1982B</u>	<u>1983-87</u>	<u>1987B</u>	<u>1988-91</u>	<u>1993-98</u>	<u>2000</u>	<u>2002</u>	<u>2004</u>	<u>2006</u>	<u>2008</u>	<u>2010</u>	<u>2012</u>	<u>2014</u>	<u>ALL</u>
Yes	1	0	0	0	0	440	0	0	0	0	0	0	0	0	0	440
No	2	0	0	0	0	449	0	0	0	0	0	0	0	0	0	449
Don't know	8	0	0	0	0	9	0	0	0	0	0	0	0	0	0	9
No answer	9	0	0	0	0	14	0	0	0	0	0	0	0	0	0	14
Not applicable (punches 4-8 in WRKSTAT)	IAP	13626	354	7542	353	4995	10334	2817	2765	2812	4510	2023	2044	1974	2538	58687

G. Cash or stock bonuses for performance or merit.

[VAR: FRINGE7]

<u>RESPONSE</u>	<u>PUNCH</u>	<u>YEAR</u>														
		<u>1972-82</u>	<u>1982B</u>	<u>1983-87</u>	<u>1987B</u>	<u>1988-91</u>	<u>1993-98</u>	<u>2000</u>	<u>2002</u>	<u>2004</u>	<u>2006</u>	<u>2008</u>	<u>2010</u>	<u>2012</u>	<u>2014</u>	<u>ALL</u>
Yes	1	0	0	0	0	215	0	0	0	0	0	0	0	0	0	215
No	2	0	0	0	0	669	0	0	0	0	0	0	0	0	0	669
Don't know	8	0	0	0	0	14	0	0	0	0	0	0	0	0	0	14
No answer	9	0	0	0	0	14	0	0	0	0	0	0	0	0	0	14
Not applicable (punches 4-8 in WRKSTAT)	IAP	13626	354	7542	353	4995	10334	2817	2765	2812	4510	2023	2044	1974	2538	58687

H. A pension or retirement program.

[VAR: FRINGE8]

<u>RESPONSE</u>	<u>PUNCH</u>	<u>YEAR</u>														
		<u>1972-82</u>	<u>1982B</u>	<u>1983-87</u>	<u>1987B</u>	<u>1988-91</u>	<u>1993-98</u>	<u>2000</u>	<u>2002</u>	<u>2004</u>	<u>2006</u>	<u>2008</u>	<u>2010</u>	<u>2012</u>	<u>2014</u>	<u>ALL</u>
Yes	1	0	0	0	0	507	0	0	0	0	0	0	0	0	0	507
No	2	0	0	0	0	374	0	0	0	0	0	0	0	0	0	374
Don't know	8	0	0	0	0	17	0	0	0	0	0	0	0	0	0	17
No answer	9	0	0	0	0	14	0	0	0	0	0	0	0	0	0	14
Not applicable (punches 4-8 in WRKSTAT)	IAP	13626	354	7542	353	4995	10334	2817	2765	2812	4510	2023	2044	1974	2538	58687

I. Profit sharing or stock option program.

[VAR: FRINGE9]

<u>RESPONSE</u>	<u>PUNCH</u>	<u>YEAR</u>														
		<u>1972-82</u>	<u>1982B</u>	<u>1983-87</u>	<u>1987B</u>	<u>1988-91</u>	<u>1993-98</u>	<u>2000</u>	<u>2002</u>	<u>2004</u>	<u>2006</u>	<u>2008</u>	<u>2010</u>	<u>2012</u>	<u>2014</u>	<u>ALL</u>
Yes	1	0	0	0	0	242	0	0	0	0	0	0	0	0	0	242
No	2	0	0	0	0	640	0	0	0	0	0	0	0	0	0	640
Don't know	8	0	0	0	0	15	0	0	0	0	0	0	0	0	0	15
No answer	9	0	0	0	0	15	0	0	0	0	0	0	0	0	0	15
Not applicable (punches 4-8 in WRKSTAT)	IAP	13626	354	7542	353	4995	10334	2817	2765	2812	4510	2023	2044	1974	2538	58687

J. Information about child care services in the community.

[VAR: FRINGE10]

<u>RESPONSE</u>	<u>PUNCH</u>	<u>YEAR</u>														
		<u>1972-82</u>	<u>1982B</u>	<u>1983-87</u>	<u>1987B</u>	<u>1988-91</u>	<u>1993-98</u>	<u>2000</u>	<u>2002</u>	<u>2004</u>	<u>2006</u>	<u>2008</u>	<u>2010</u>	<u>2012</u>	<u>2014</u>	<u>ALL</u>
Yes	1	0	0	0	0	178	0	0	0	0	0	0	0	0	0	178
No	2	0	0	0	0	673	0	0	0	0	0	0	0	0	0	673
Don't know	8	0	0	0	0	47	0	0	0	0	0	0	0	0	0	47
No answer	9	0	0	0	0	14	0	0	0	0	0	0	0	0	0	14
Not applicable (punches 4-8 in WRKSTAT)	IAP	13626	354	7542	353	4995	10334	2817	2765	2812	4510	2023	2044	1974	2538	58687

K. Assistance with the costs of day care for children.

[VAR: FRINGE11]

<u>RESPONSE</u>	<u>PUNCH</u>	<u>YEAR</u>														
		<u>1972-82</u>	<u>1982B</u>	<u>1983-87</u>	<u>1987B</u>	<u>1988-91</u>	<u>1993-98</u>	<u>2000</u>	<u>2002</u>	<u>2004</u>	<u>2006</u>	<u>2008</u>	<u>2010</u>	<u>2012</u>	<u>2014</u>	<u>ALL</u>
Yes	1	0	0	0	0	67	0	0	0	0	0	0	0	0	0	67
No	2	0	0	0	0	788	0	0	0	0	0	0	0	0	0	788
Don't know	8	0	0	0	0	43	0	0	0	0	0	0	0	0	0	43
No answer	9	0	0	0	0	14	0	0	0	0	0	0	0	0	0	14
Not applicable (punches 4-8 in WRKSTAT)	IAP	13626	354	7542	353	4995	10334	2817	2765	2812	4510	2023	2044	1974	2538	58687

459. In the last few years, how often would you say that your family or household responsibilities have interfered with your ability to devote full attention to your job? Does this happen frequently, sometimes, seldom or never?

[VAR: JOBVSHME]

<u>RESPONSE</u>	<u>PUNCH</u>	<u>YEAR</u>														
		<u>1972-82</u>	<u>1982B</u>	<u>1983-87</u>	<u>1987B</u>	<u>1988-91</u>	<u>1993-98</u>	<u>2000</u>	<u>2002</u>	<u>2004</u>	<u>2006</u>	<u>2008</u>	<u>2010</u>	<u>2012</u>	<u>2014</u>	<u>ALL</u>
Frequently	1	0	0	0	0	42	0	0	0	0	0	0	0	0	0	42
Sometimes	2	0	0	0	0	158	0	0	0	0	0	0	0	0	0	158
Seldom	3	0	0	0	0	293	0	0	0	0	0	0	0	0	0	293
Never	4	0	0	0	0	407	0	0	0	0	0	0	0	0	0	407
No answer	9	0	0	0	0	12	0	0	0	0	0	0	0	0	0	12
Not applicable (punches 4-8 in WRKSTAT)	IAP	13626	354	7542	353	4995	10334	2817	2765	2812	4510	2023	2044	1974	2538	58687

REMARKS: See also FAMVSWK

460. If an election were held with secret ballots, would you vote for or against having a union represent you?

[VAR: UNVOTE]

<u>RESPONSE</u>	<u>PUNCH</u>	<u>YEAR</u>														
		<u>1972-82</u>	<u>1982B</u>	<u>1983-87</u>	<u>1987B</u>	<u>1988-91</u>	<u>1993-98</u>	<u>2000</u>	<u>2002</u>	<u>2004</u>	<u>2006</u>	<u>2008</u>	<u>2010</u>	<u>2012</u>	<u>2014</u>	<u>ALL</u>
For	1	0	0	0	0	308	0	0	0	0	0	0	0	0	0	308
Against	2	0	0	0	0	548	0	0	0	0	0	0	0	0	0	548
Don't know	8	0	0	0	0	30	0	0	0	0	0	0	0	0	0	30
No answer	9	0	0	0	0	26	0	0	0	0	0	0	0	0	0	26
Not applicable (punches 4-8 in WRKSTAT)	IAP	13626	354	7542	353	4995	10334	2817	2765	2812	4510	2023	2044	1974	2538	58687

461. In general how would you describe relations in your work place between management and employees? Would you say they are very good, quite good, neither good nor bad, quite bad, or very bad?

[VAR: UNMANREL]

<u>RESPONSE</u>	<u>PUNCH</u>	<u>YEAR</u>														
		<u>1972-82</u>	<u>1982B</u>	<u>1983-87</u>	<u>1987B</u>	<u>1988-91</u>	<u>1993-98</u>	<u>2000</u>	<u>2002</u>	<u>2004</u>	<u>2006</u>	<u>2008</u>	<u>2010</u>	<u>2012</u>	<u>2014</u>	<u>ALL</u>
Very good	1	0	0	0	0	289	0	0	0	0	0	0	0	0	0	289
Quite good	2	0	0	0	0	314	0	0	0	0	0	0	0	0	0	314
Neither good nor bad	3	0	0	0	0	208	0	0	0	0	0	0	0	0	0	208
Quite bad	4	0	0	0	0	40	0	0	0	0	0	0	0	0	0	40
Very bad	5	0	0	0	0	24	0	0	0	0	0	0	0	0	0	24
Don't know	8	0	0	0	0	8	0	0	0	0	0	0	0	0	0	8
No answer	9	0	0	0	0	29	0	0	0	0	0	0	0	0	0	29
Not applicable (punches 4-8 in WRKSTAT)	IAP	13626	354	7542	353	4995	10334	2817	2765	2812	4510	2023	2044	1974	2538	58687

462. In general how would you describe relations in your work place between coworkers/colleagues?

[VAR: COWRKREL]

<u>RESPONSE</u>	<u>PUNCH</u>	<u>YEAR</u>														
		<u>1972-82</u>	<u>1982B</u>	<u>1983-87</u>	<u>1987B</u>	<u>1988-91</u>	<u>1993-98</u>	<u>2000</u>	<u>2002</u>	<u>2004</u>	<u>2006</u>	<u>2008</u>	<u>2010</u>	<u>2012</u>	<u>2014</u>	<u>ALL</u>
Very good	1	0	0	0	0	378	0	0	0	0	0	0	0	0	0	378
Quite good	2	0	0	0	0	342	0	0	0	0	0	0	0	0	0	342
Neither good nor bad	3	0	0	0	0	122	0	0	0	0	0	0	0	0	0	122
Quite bad	4	0	0	0	0	19	0	0	0	0	0	0	0	0	0	19
Very bad	5	0	0	0	0	3	0	0	0	0	0	0	0	0	0	3
Don't know	8	0	0	0	0	16	0	0	0	0	0	0	0	0	0	16
No answer	9	0	0	0	0	32	0	0	0	0	0	0	0	0	0	32
Not applicable (punches 4-8 in WRKSTAT)	IAP	13626	354	7542	353	4995	10334	2817	2765	2812	4510	2023	2044	1974	2538	58687

463. How important were each of the following as sources of the skills that you use in your job? Would you say very important, important, somewhat important, or not at all important?

A. Formal Schooling.

[VAR: SCHOOLNG]

<u>RESPONSE</u>	<u>PUNCH</u>	<u>YEAR</u>														
		<u>1972-82</u>	<u>1982B</u>	<u>1983-87</u>	<u>1987B</u>	<u>1988-91</u>	<u>1993-98</u>	<u>2000</u>	<u>2002</u>	<u>2004</u>	<u>2006</u>	<u>2008</u>	<u>2010</u>	<u>2012</u>	<u>2014</u>	<u>ALL</u>
Very important	1	0	0	0	0	337	0	0	0	0	0	0	0	0	0	337
Important	2	0	0	0	0	241	0	0	0	0	0	0	0	0	0	241
Somewhat important	3	0	0	0	0	164	0	0	0	0	0	0	0	0	0	164
Not at all important	4	0	0	0	0	162	0	0	0	0	0	0	0	0	0	162
Don't know	8	0	0	0	0	1	0	0	0	0	0	0	0	0	0	1
No answer	9	0	0	0	0	7	0	0	0	0	0	0	0	0	0	7
Not applicable (punches 4-8 in WRKSTAT)	IAP	13626	354	7542	353	4995	10334	2817	2765	2812	4510	2023	2044	1974	2538	58687

B. Formal on-the-job training where you work now.

[VAR: TRAINING]

<u>RESPONSE</u>	<u>PUNCH</u>	<u>YEAR</u>														
		<u>1972-82</u>	<u>1982B</u>	<u>1983-87</u>	<u>1987B</u>	<u>1988-91</u>	<u>1993-98</u>	<u>2000</u>	<u>2002</u>	<u>2004</u>	<u>2006</u>	<u>2008</u>	<u>2010</u>	<u>2012</u>	<u>2014</u>	<u>ALL</u>
Very important	1	0	0	0	0	418	0	0	0	0	0	0	0	0	0	418
Important	2	0	0	0	0	244	0	0	0	0	0	0	0	0	0	244
Somewhat important	3	0	0	0	0	113	0	0	0	0	0	0	0	0	0	113
Not at all important	4	0	0	0	0	124	0	0	0	0	0	0	0	0	0	124
Don't know	8	0	0	0	0	4	0	0	0	0	0	0	0	0	0	4
No answer	9	0	0	0	0	9	0	0	0	0	0	0	0	0	0	9
Not applicable (punches 4-8 in WRKSTAT)	IAP	13626	354	7542	353	4995	10334	2817	2765	2812	4510	2023	2044	1974	2538	58687

C. Informal learning from co-workers or supervisors where you work now.

[VAR: LEARNING]

<u>RESPONSE</u>	<u>PUNCH</u>	<u>YEAR</u>														
		<u>1972-82</u>	<u>1982B</u>	<u>1983-87</u>	<u>1987B</u>	<u>1988-91</u>	<u>1993-98</u>	<u>2000</u>	<u>2002</u>	<u>2004</u>	<u>2006</u>	<u>2008</u>	<u>2010</u>	<u>2012</u>	<u>2014</u>	<u>ALL</u>
Very important	1	0	0	0	0	295	0	0	0	0	0	0	0	0	0	295
Important	2	0	0	0	0	353	0	0	0	0	0	0	0	0	0	353
Somewhat important	3	0	0	0	0	145	0	0	0	0	0	0	0	0	0	145
Not at all important	4	0	0	0	0	101	0	0	0	0	0	0	0	0	0	101
Don't know	8	0	0	0	0	6	0	0	0	0	0	0	0	0	0	6
No answer	9	0	0	0	0	12	0	0	0	0	0	0	0	0	0	12
Not applicable (punches 4-8 in WRKSTAT)	IAP	13626	354	7542	353	4995	10334	2817	2765	2812	4510	2023	2044	1974	2538	58687

D. Experience or training at a different employer.

[VAR: EXPTRAIN]

RESPONSE	PUNCH	YEAR														
		1972-82	1982B	1983-87	1987B	1988-91	1993-98	2000	2002	2004	2006	2008	2010	2012	2014	ALL
Very important	1	0	0	0	0	196	0	0	0	0	0	0	0	0	0	196
Important	2	0	0	0	0	256	0	0	0	0	0	0	0	0	0	256
Somewhat important	3	0	0	0	0	166	0	0	0	0	0	0	0	0	0	166
Not at all important	4	0	0	0	0	275	0	0	0	0	0	0	0	0	0	275
Don't know	8	0	0	0	0	8	0	0	0	0	0	0	0	0	0	8
No answer	9	0	0	0	0	11	0	0	0	0	0	0	0	0	0	11
Not applicable (punches 4-8 in WRKSTAT)	IAP	13626	354	7542	353	4995	10334	2817	2765	2812	4510	2023	2044	1974	2538	58687

464. When you are doing your job, do you usually do it in one place (like the same street address) or in several different places?

[VAR: WHEREWRK]

RESPONSE	PUNCH	YEAR														
		1972-82	1982B	1983-87	1987B	1988-91	1993-98	2000	2002	2004	2006	2008	2010	2012	2014	ALL
Same Place (Skip to SPLOCNUM)	1	0	0	0	0	626	0	0	0	0	0	0	0	0	0	626
Different places	2	0	0	0	0	279	0	0	0	0	0	0	0	0	0	279
No answer	9	0	0	0	0	7	0	0	0	0	0	0	0	0	0	7
Not applicable (punches 4-8 in WRKSTAT)	IAP	13626	354	7542	353	4995	10334	2817	2765	2812	4510	2023	2044	1974	2538	58687

465. On any given day, is there some place where you find out where you will be working?

[VAR: FINDOUT]

RESPONSE	PUNCH	YEAR														
		1972-82	1982B	1983-87	1987B	1988-91	1993-98	2000	2002	2004	2006	2008	2010	2012	2014	ALL
Yes (Skip to SPLOCNUM)	1	0	0	0	0	191	0	0	0	0	0	0	0	0	0	191
No	2	0	0	0	0	88	0	0	0	0	0	0	0	0	0	88
No answer	9	0	0	0	0	7	0	0	0	0	0	0	0	0	0	7
Not applicable (IAP on WHEREWRK or punch 1 in WHEREWRK)	IAP	13626	354	7542	353	5621	10334	2817	2765	2812	4510	2023	2044	1974	2538	59313

466. Do you have any kind of base of operations at all?

[VAR: BASEOFOP]

<u>RESPONSE</u>	<u>PUNCH</u>	<u>YEAR</u>														
		<u>1972-82</u>	<u>1982B</u>	<u>1983-87</u>	<u>1987B</u>	<u>1988-91</u>	<u>1993-98</u>	<u>2000</u>	<u>2002</u>	<u>2004</u>	<u>2006</u>	<u>2008</u>	<u>2010</u>	<u>2012</u>	<u>2014</u>	<u>ALL</u>
Yes	1	0	0	0	0	80	0	0	0	0	0	0	0	0	0	80
No	2	0	0	0	0	6	0	0	0	0	0	0	0	0	0	6
No answer	9	0	0	0	0	9	0	0	0	0	0	0	0	0	0	9
Not applicable (NAP on FINDOUT or punch 1 in FINDOUT)	IAP	13626	354	7542	353	5812	10334	2817	2765	2812	4510	2023	2044	1974	2538	59504

INTERVIEWER: IF RESPONDENT IS NOT MARRIED, OR IS MARRIED BUT SPOUSE IS NOT EMPLOYED, SKIP TO STANDUP.

IF RESPONDENT IS MARRIED AND SPOUSE IS EMPLOYED, ASK SPLOCNUM.

467. About how many people work at the **location** where **your (husband/wife)** works? (HAND CARD BY IF NOT ALREADY GIVEN TO R.) Count part-time as well as full-time employees in all areas, departments and buildings.

HAND CARD BY

[VAR: SPLOCNUM]

<u>RESPONSE</u>	<u>PUNCH</u>	<u>YEAR</u>														
		<u>1972-82</u>	<u>1982B</u>	<u>1983-87</u>	<u>1987B</u>	<u>1988-91</u>	<u>1993-98</u>	<u>2000</u>	<u>2002</u>	<u>2004</u>	<u>2006</u>	<u>2008</u>	<u>2010</u>	<u>2012</u>	<u>2014</u>	<u>ALL</u>
1-9	1	0	0	0	0	126	0	0	0	0	0	0	0	0	0	126
10-49	2	0	0	0	0	110	0	0	0	0	0	0	0	0	0	110
50-99	3	0	0	0	0	56	0	0	0	0	0	0	0	0	0	56
100-499	4	0	0	0	0	100	0	0	0	0	0	0	0	0	0	100
500-999	5	0	0	0	0	20	0	0	0	0	0	0	0	0	0	20
1000-1999	6	0	0	0	0	19	0	0	0	0	0	0	0	0	0	19
more than 2000	7	0	0	0	0	41	0	0	0	0	0	0	0	0	0	41
Don't know	8	0	0	0	0	30	0	0	0	0	0	0	0	0	0	30
No answer	9	0	0	0	0	14	0	0	0	0	0	0	0	0	0	14
Not applicable (punches 2-5 in MARITAL or punches 4-9 in SPWRKSTA)	IAP	13626	354	7542	353	5391	10334	2817	2765	2812	4510	2023	2044	1974	2538	59083

REMARKS: Hand Card BY contained punches 1-7.

**The 1993 Topical Module: Culture
(STANDUP-HSCLASS2)**

**The 2002 Topical Module: Culture
(VISITART, MAKEART, DANCE, GOMUSIC, PERFORM, SEEMOVIE,
PLYMUSIC, READFICT, POPMUSIC, DRAMA)**

468. Some people think that it's important to stand up for your own opinion even if it makes others around you uncomfortable. Others think that it's better to keep your views to yourself if they would make others around you uncomfortable. Which position comes closer to your view?

[VAR: STANDUP]

<u>RESPONSE</u>	<u>PUNCH</u>	<u>YEAR</u>														
		<u>1972-82</u>	<u>1982B</u>	<u>1983-87</u>	<u>1987B</u>	<u>1988-91</u>	<u>1993-98</u>	<u>2000</u>	<u>2002</u>	<u>2004</u>	<u>2006</u>	<u>2008</u>	<u>2010</u>	<u>2012</u>	<u>2014</u>	<u>ALL</u>
Stand up for your own opinion even if it makes others around you uncomfortable	1	0	0	0	0	0	890	0	0	0	0	0	0	0	0	890
Keep your views to yourself if they would make others around you uncomfortable	2	0	0	0	0	0	607	0	0	0	0	0	0	0	0	607
Neither	3	0	0	0	0	0	75	0	0	0	0	0	0	0	0	75
Don't Know	8	0	0	0	0	0	22	0	0	0	0	0	0	0	0	22
No answer	9	0	0	0	0	0	12	0	0	0	0	0	0	0	0	12
Not applicable	IAP	13626	354	7542	353	5907	8728	2817	2765	2812	4510	2023	2044	1974	2538	57993

469. As I read each of the following statements, please tell me whether you strongly agree, agree, neither agree or disagree, disagree, or strongly disagree with it.

A. You have to take care of yourself first, and if you have any energy left over, then help other people.

[VAR: SELFIRST]

RESPONSE	PUNCH	YEAR														
		1972-82	1982B	1983-87	1987B	1988-91	1993-98	2000	2002	2004	2006	2008	2010	2012	2014	ALL
Strongly agree	1	0	0	0	0	0	396	0	0	0	0	0	0	0	0	396
Agree	2	0	0	0	0	0	1252	0	0	0	0	0	0	0	0	1252
Neither agree nor disagree	3	0	0	0	0	0	344	0	0	0	0	0	0	0	0	344
Disagree	4	0	0	0	0	0	842	0	0	0	0	0	0	0	0	842
Strongly disagree	5	0	0	0	0	0	200	0	0	0	0	0	0	0	0	200
Don't know	8	0	0	0	0	0	23	0	0	0	0	0	0	0	0	23
No answer	9	0	0	0	0	0	9	0	0	0	0	0	0	0	0	9
Not applicable	IAP	13626	354	7542	353	5907	7268	2817	2765	2812	4510	2023	2044	1974	2538	56533

B. People should be allowed to accumulate as much wealth as they can even if some make millions while others live in poverty.

[VAR: RICHPOOR]

RESPONSE	PUNCH	YEAR														
		1972-82	1982B	1983-87	1987B	1988-91	1993-98	2000	2002	2004	2006	2008	2010	2012	2014	ALL
Strongly agree	1	0	0	0	0	0	182	0	0	0	0	0	0	0	0	182
Agree	2	0	0	0	0	0	725	0	0	0	0	0	0	0	0	725
Neither agree nor disagree	3	0	0	0	0	0	178	0	0	0	0	0	0	0	0	178
Disagree	4	0	0	0	0	0	382	0	0	0	0	0	0	0	0	382
Strongly disagree	5	0	0	0	0	0	91	0	0	0	0	0	0	0	0	91
Don't know	8	0	0	0	0	0	38	0	0	0	0	0	0	0	0	38
No answer	9	0	0	0	0	0	10	0	0	0	0	0	0	0	0	10
Not applicable	IAP	13626	354	7542	353	5907	8728	2817	2765	2812	4510	2023	2044	1974	2538	57993

470. Some people think America should promote equal opportunity for all, that is, allowing everyone to compete for jobs and wealth on a fair and even basis. Other people think America should promote equal outcomes, that is, insuring that everyone has a decent standard of living and that there are only small differences in wealth and income between the top and bottom in society. Which do you favor: promoting equal opportunity or promoting equal outcomes?

[VAR: OPOUTCME]

RESPONSE	PUNCH	YEAR														
		<u>1972-82</u>	<u>1982B</u>	<u>1983-87</u>	<u>1987B</u>	<u>1988-91</u>	<u>1993-98</u>	<u>2000</u>	<u>2002</u>	<u>2004</u>	<u>2006</u>	<u>2008</u>	<u>2010</u>	<u>2012</u>	<u>2014</u>	<u>ALL</u>
Should promote equal opportunity	1	0	0	0	0	0	1347	0	0	0	0	0	0	0	0	1347
Should promote equal outcomes	2	0	0	0	0	0	194	0	0	0	0	0	0	0	0	194
Other (SPECIFY)	3	0	0	0	0	0	17	0	0	0	0	0	0	0	0	17
Don't know	8	0	0	0	0	0	41	0	0	0	0	0	0	0	0	41
No answer	9	0	0	0	0	0	7	0	0	0	0	0	0	0	0	7
Not applicable	IAP	13626	354	7542	353	5907	8728	2817	2765	2812	4510	2023	2044	1974	2538	57993

471. A. There is a lot of discussion today about whether Americans are divided or united. Some say that Americans are united and in agreement about the most important values. Others think that Americans are greatly divided when it comes to the most important values. What is your view about this?

[VAR: UNITED]

RESPONSE	PUNCH	YEAR														
		<u>1972-82</u>	<u>1982B</u>	<u>1983-87</u>	<u>1987B</u>	<u>1988-91</u>	<u>1993-98</u>	<u>2000</u>	<u>2002</u>	<u>2004</u>	<u>2006</u>	<u>2008</u>	<u>2010</u>	<u>2012</u>	<u>2014</u>	<u>ALL</u>
Americans are united and in agreement about the most important values	1	0	0	0	0	0	1099	0	0	0	0	0	0	0	0	1099
Americans are greatly divided when it comes to the most important values	2	0	0	0	0	0	1819	0	0	0	0	0	0	0	0	1819
Don't know	8	0	0	0	0	0	146	0	0	0	0	0	0	0	0	146
No answer	9	0	0	0	0	0	16	0	0	0	0	0	0	0	0	16
Not applicable	IAP	13626	354	7542	353	5907	7254	2817	2765	2812	4510	2023	2044	1974	2538	56519

- B. Sometimes people are asked to make great sacrifices for others in their family by caring for an elderly parent or a spouse who is seriously ill or injured. When someone is asked to give such care, is it their obligation to do so, or should they give care only if they really want to?

[VAR: OBTOHELP]

<u>RESPONSE</u>	<u>PUNCH</u>	<u>YEAR</u>														
		<u>1972-82</u>	<u>1982B</u>	<u>1983-87</u>	<u>1987B</u>	<u>1988-91</u>	<u>1993-98</u>	<u>2000</u>	<u>2002</u>	<u>2004</u>	<u>2006</u>	<u>2008</u>	<u>2010</u>	<u>2012</u>	<u>2014</u>	<u>ALL</u>
It is their obligation	1	0	0	0	0	0	890	0	0	0	0	0	0	0	0	890
Give care only if they really want to	2	0	0	0	0	0	626	0	0	0	0	0	0	0	0	626
Other (SPECIFY)	3	0	0	0	0	0	57	0	0	0	0	0	0	0	0	57
Don't know	8	0	0	0	0	0	24	0	0	0	0	0	0	0	0	24
No answer	9	0	0	0	0	0	9	0	0	0	0	0	0	0	0	9
Not applicable	IAP	13626	354	7542	353	5907	8728	2817	2765	2812	4510	2023	2044	1974	2538	57993

472. I'm going to read some statements that give reasons why a person's life turns out well or poorly. (HAND CARD BZ TO RESPONDENT.) As I read each one, tell me whether you think it is very important, important, somewhat important, or not at all important for how somebody's life turns out?

HAND CARD BZ

- A. Such things are decided by God.

[VAR: LFEGOD]

<u>RESPONSE</u>	<u>PUNCH</u>	<u>YEAR</u>														
		<u>1972-82</u>	<u>1982B</u>	<u>1983-87</u>	<u>1987B</u>	<u>1988-91</u>	<u>1993-98</u>	<u>2000</u>	<u>2002</u>	<u>2004</u>	<u>2006</u>	<u>2008</u>	<u>2010</u>	<u>2012</u>	<u>2014</u>	<u>ALL</u>
Very important	1	0	0	0	0	0	372	0	0	0	0	0	0	0	0	372
Important	2	0	0	0	0	0	450	0	0	0	0	0	0	0	0	450
Somewhat important	3	0	0	0	0	0	361	0	0	0	0	0	0	0	0	361
Not at all important	4	0	0	0	0	0	364	0	0	0	0	0	0	0	0	364
Don't know	8	0	0	0	0	0	47	0	0	0	0	0	0	0	0	47
No answer	9	0	0	0	0	0	12	0	0	0	0	0	0	0	0	12
Not applicable	IAP	13626	354	7542	353	5907	8728	2817	2765	2812	4510	2023	2044	1974	2538	57993

B. Some people are born with better genes than others.

[VAR: LFEGENES]

<u>RESPONSE</u>	<u>PUNCH</u>	<u>YEAR</u>														
		<u>1972-82</u>	<u>1982B</u>	<u>1983-87</u>	<u>1987B</u>	<u>1988-91</u>	<u>1993-98</u>	<u>2000</u>	<u>2002</u>	<u>2004</u>	<u>2006</u>	<u>2008</u>	<u>2010</u>	<u>2012</u>	<u>2014</u>	<u>ALL</u>
Very important	1	0	0	0	0	0	150	0	0	0	0	0	0	0	0	150
Important	2	0	0	0	0	0	446	0	0	0	0	0	0	0	0	446
Somewhat important	3	0	0	0	0	0	472	0	0	0	0	0	0	0	0	472
Not at all important	4	0	0	0	0	0	484	0	0	0	0	0	0	0	0	484
Don't know	8	0	0	0	0	0	43	0	0	0	0	0	0	0	0	43
No answer	9	0	0	0	0	0	11	0	0	0	0	0	0	0	0	11
Not applicable	IAP	13626	354	7542	353	5907	8728	2817	2765	2812	4510	2023	2044	1974	2538	57993

C. Society gives some people a head start and holds others back.

[VAR: LFESOCTY]

<u>RESPONSE</u>	<u>PUNCH</u>	<u>YEAR</u>														
		<u>1972-82</u>	<u>1982B</u>	<u>1983-87</u>	<u>1987B</u>	<u>1988-91</u>	<u>1993-98</u>	<u>2000</u>	<u>2002</u>	<u>2004</u>	<u>2006</u>	<u>2008</u>	<u>2010</u>	<u>2012</u>	<u>2014</u>	<u>ALL</u>
Very important	1	0	0	0	0	0	213	0	0	0	0	0	0	0	0	213
Important	2	0	0	0	0	0	598	0	0	0	0	0	0	0	0	598
Somewhat important	3	0	0	0	0	0	524	0	0	0	0	0	0	0	0	524
Not at all important	4	0	0	0	0	0	215	0	0	0	0	0	0	0	0	215
Don't know	8	0	0	0	0	0	44	0	0	0	0	0	0	0	0	44
No answer	9	0	0	0	0	0	12	0	0	0	0	0	0	0	0	12
Not applicable	IAP	13626	354	7542	353	5907	8728	2817	2765	2812	4510	2023	2044	1974	2538	57993

D. Some people use their will power and work harder than others.

[VAR: LFEHRDWK]

<u>RESPONSE</u>	<u>PUNCH</u>	<u>YEAR</u>														
		<u>1972-82</u>	<u>1982B</u>	<u>1983-87</u>	<u>1987B</u>	<u>1988-91</u>	<u>1993-98</u>	<u>2000</u>	<u>2002</u>	<u>2004</u>	<u>2006</u>	<u>2008</u>	<u>2010</u>	<u>2012</u>	<u>2014</u>	<u>ALL</u>
Very important	1	0	0	0	0	0	911	0	0	0	0	0	0	0	0	911
Important	2	0	0	0	0	0	580	0	0	0	0	0	0	0	0	580
Somewhat important	3	0	0	0	0	0	70	0	0	0	0	0	0	0	0	70
Not at all important	4	0	0	0	0	0	20	0	0	0	0	0	0	0	0	20
Don't know	8	0	0	0	0	0	15	0	0	0	0	0	0	0	0	15
No answer	9	0	0	0	0	0	10	0	0	0	0	0	0	0	0	10
Not applicable	IAP	13626	354	7542	353	5907	8728	2817	2765	2812	4510	2023	2044	1974	2538	57993

E. It's just a matter of chance.

[VAR: LFECHNCE]

RESPONSE	PUNCH	YEAR														
		1972-82	1982B	1983-87	1987B	1988-91	1993-98	2000	2002	2004	2006	2008	2010	2012	2014	ALL
Very important	1	0	0	0	0	0	55	0	0	0	0	0	0	0	0	55
Important	2	0	0	0	0	0	250	0	0	0	0	0	0	0	0	250
Somewhat important	3	0	0	0	0	0	591	0	0	0	0	0	0	0	0	591
Not at all important	4	0	0	0	0	0	668	0	0	0	0	0	0	0	0	668
Don't know	8	0	0	0	0	0	32	0	0	0	0	0	0	0	0	32
No answer	9	0	0	0	0	0	10	0	0	0	0	0	0	0	0	10
Not applicable	IAP	13626	354	7542	353	5907	8728	2817	2765	2812	4510	2023	2044	1974	2538	57993

REMARKS: Hand Card BZ contained responses 1-4.

473. I'm going to read you a list of some types of music. Can you tell me which of the statements on this card comes closest to your feeling about each type of music (HAND CARD CA TO RESPONDENT.) Let's start with big band music. Do you like it very much, like it, have mixed feelings, dislike it, dislike it very much, or is this a type of music that you don't know much about?

HAND CARD CA

A. Big Band/Swing

[VAR: BIGBAND]

RESPONSE	PUNCH	YEAR														
		1972-82	1982B	1983-87	1987B	1988-91	1993-98	2000	2002	2004	2006	2008	2010	2012	2014	ALL
Like very much	1	0	0	0	0	0	269	0	0	0	0	0	0	0	0	269
Like it	2	0	0	0	0	0	588	0	0	0	0	0	0	0	0	588
Mixed feelings	3	0	0	0	0	0	290	0	0	0	0	0	0	0	0	290
Dislike it	4	0	0	0	0	0	230	0	0	0	0	0	0	0	0	230
Dislike very much	5	0	0	0	0	0	53	0	0	0	0	0	0	0	0	53
Don't know much about it	8	0	0	0	0	0	164	0	0	0	0	0	0	0	0	164
No answer	9	0	0	0	0	0	12	0	0	0	0	0	0	0	0	12
Not applicable	IAP	13626	354	7542	353	5907	8728	2817	2765	2812	4510	2023	2044	1974	2538	57993

B. Bluegrass

[VAR: BLUGRASS]

<u>RESPONSE</u>	<u>PUNCH</u>	<u>YEAR</u>														
		<u>1972-82</u>	<u>1982B</u>	<u>1983-87</u>	<u>1987B</u>	<u>1988-91</u>	<u>1993-98</u>	<u>2000</u>	<u>2002</u>	<u>2004</u>	<u>2006</u>	<u>2008</u>	<u>2010</u>	<u>2012</u>	<u>2014</u>	<u>ALL</u>
Like very much	1	0	0	0	0	0	145	0	0	0	0	0	0	0	0	145
Like it	2	0	0	0	0	0	562	0	0	0	0	0	0	0	0	562
Mixed feelings	3	0	0	0	0	0	411	0	0	0	0	0	0	0	0	411
Dislike it	4	0	0	0	0	0	255	0	0	0	0	0	0	0	0	255
Dislike very much	5	0	0	0	0	0	59	0	0	0	0	0	0	0	0	59
Don't know much about it	8	0	0	0	0	0	163	0	0	0	0	0	0	0	0	163
No answer	9	0	0	0	0	0	11	0	0	0	0	0	0	0	0	11
Not applicable	IAP	13626	354	7542	353	5907	8728	2817	2765	2812	4510	2023	2044	1974	2538	57993

C. Country/Western

[VAR: COUNTRY]

<u>RESPONSE</u>	<u>PUNCH</u>	<u>YEAR</u>														
		<u>1972-82</u>	<u>1982B</u>	<u>1983-87</u>	<u>1987B</u>	<u>1988-91</u>	<u>1993-98</u>	<u>2000</u>	<u>2002</u>	<u>2004</u>	<u>2006</u>	<u>2008</u>	<u>2010</u>	<u>2012</u>	<u>2014</u>	<u>ALL</u>
Like very much	1	0	0	0	0	0	385	0	0	0	0	0	0	0	0	385
Like it	2	0	0	0	0	0	592	0	0	0	0	0	0	0	0	592
Mixed feelings	3	0	0	0	0	0	364	0	0	0	0	0	0	0	0	364
Dislike it	4	0	0	0	0	0	167	0	0	0	0	0	0	0	0	167
Dislike very much	5	0	0	0	0	0	66	0	0	0	0	0	0	0	0	66
Don't know much about it	8	0	0	0	0	0	22	0	0	0	0	0	0	0	0	22
No answer	9	0	0	0	0	0	10	0	0	0	0	0	0	0	0	10
Not applicable	IAP	13626	354	7542	353	5907	8728	2817	2765	2812	4510	2023	2044	1974	2538	57993

D. Blues or Rhythm and Blues

[VAR: BLUES]

<u>RESPONSE</u>	<u>PUNCH</u>	<u>YEAR</u>														
		<u>1972-82</u>	<u>1982B</u>	<u>1983-87</u>	<u>1987B</u>	<u>1988-91</u>	<u>1993-98</u>	<u>2000</u>	<u>2002</u>	<u>2004</u>	<u>2006</u>	<u>2008</u>	<u>2010</u>	<u>2012</u>	<u>2014</u>	<u>ALL</u>
Like very much	1	0	0	0	0	0	221	0	0	0	0	0	0	0	0	221
Like it	2	0	0	0	0	0	669	0	0	0	0	0	0	0	0	669
Mixed feelings	3	0	0	0	0	0	367	0	0	0	0	0	0	0	0	367
Dislike it	4	0	0	0	0	0	220	0	0	0	0	0	0	0	0	220
Dislike very much	5	0	0	0	0	0	61	0	0	0	0	0	0	0	0	61
Don't know much about it	8	0	0	0	0	0	56	0	0	0	0	0	0	0	0	56
No answer	9	0	0	0	0	0	12	0	0	0	0	0	0	0	0	12
Not applicable	IAP	13626	354	7542	353	5907	8728	2817	2765	2812	4510	2023	2044	1974	2538	57993

E. Broadway musicals/show tunes

[VAR: MUSICALS]

<u>RESPONSE</u>	<u>PUNCH</u>	<u>YEAR</u>														
		<u>1972-82</u>	<u>1982B</u>	<u>1983-87</u>	<u>1987B</u>	<u>1988-91</u>	<u>1993-98</u>	<u>2000</u>	<u>2002</u>	<u>2004</u>	<u>2006</u>	<u>2008</u>	<u>2010</u>	<u>2012</u>	<u>2014</u>	<u>ALL</u>
Like very much	1	0	0	0	0	0	235	0	0	0	0	0	0	0	0	235
Like it	2	0	0	0	0	0	562	0	0	0	0	0	0	0	0	562
Mixed feelings	3	0	0	0	0	0	369	0	0	0	0	0	0	0	0	369
Dislike it	4	0	0	0	0	0	281	0	0	0	0	0	0	0	0	281
Dislike very much	5	0	0	0	0	0	68	0	0	0	0	0	0	0	0	68
Don't know much about it	8	0	0	0	0	0	77	0	0	0	0	0	0	0	0	77
No answer	9	0	0	0	0	0	14	0	0	0	0	0	0	0	0	14
Not applicable	IAP	13626	354	7542	353	5907	8728	2817	2765	2812	4510	2023	2044	1974	2538	57993

F. Classical music-symphony & chamber

[VAR: CLASSICL]

<u>RESPONSE</u>	<u>PUNCH</u>	<u>YEAR</u>														
		<u>1972-82</u>	<u>1982B</u>	<u>1983-87</u>	<u>1987B</u>	<u>1988-91</u>	<u>1993-98</u>	<u>2000</u>	<u>2002</u>	<u>2004</u>	<u>2006</u>	<u>2008</u>	<u>2010</u>	<u>2012</u>	<u>2014</u>	<u>ALL</u>
Like very much	1	0	0	0	0	0	281	0	0	0	0	0	0	0	0	281
Like it	2	0	0	0	0	0	478	0	0	0	0	0	0	0	0	478
Mixed feelings	3	0	0	0	0	0	371	0	0	0	0	0	0	0	0	371
Dislike it	4	0	0	0	0	0	263	0	0	0	0	0	0	0	0	263
Dislike very much	5	0	0	0	0	0	136	0	0	0	0	0	0	0	0	136
Don't know much about it	8	0	0	0	0	0	66	0	0	0	0	0	0	0	0	66
No answer	9	0	0	0	0	0	11	0	0	0	0	0	0	0	0	11
Not applicable	IAP	13626	354	7542	353	5907	8728	2817	2765	2812	4510	2023	2044	1974	2538	57993

G. Folk music

[VAR: FOLK]

<u>RESPONSE</u>	<u>PUNCH</u>	<u>YEAR</u>														
		<u>1972-82</u>	<u>1982B</u>	<u>1983-87</u>	<u>1987B</u>	<u>1988-91</u>	<u>1993-98</u>	<u>2000</u>	<u>2002</u>	<u>2004</u>	<u>2006</u>	<u>2008</u>	<u>2010</u>	<u>2012</u>	<u>2014</u>	<u>ALL</u>
Like very much	1	0	0	0	0	0	130	0	0	0	0	0	0	0	0	130
Like it	2	0	0	0	0	0	553	0	0	0	0	0	0	0	0	553
Mixed feelings	3	0	0	0	0	0	472	0	0	0	0	0	0	0	0	472
Dislike it	4	0	0	0	0	0	274	0	0	0	0	0	0	0	0	274
Dislike very much	5	0	0	0	0	0	87	0	0	0	0	0	0	0	0	87
Don't know much about it	8	0	0	0	0	0	78	0	0	0	0	0	0	0	0	78
No answer	9	0	0	0	0	0	12	0	0	0	0	0	0	0	0	12
Not applicable	IAP	13626	354	7542	353	5907	8728	2817	2765	2812	4510	2023	2044	1974	2538	57993

H. Gospel music

[VAR: GOSPEL]

<u>RESPONSE</u>	<u>PUNCH</u>	<u>YEAR</u>														
		<u>1972-82</u>	<u>1982B</u>	<u>1983-87</u>	<u>1987B</u>	<u>1988-91</u>	<u>1993-98</u>	<u>2000</u>	<u>2002</u>	<u>2004</u>	<u>2006</u>	<u>2008</u>	<u>2010</u>	<u>2012</u>	<u>2014</u>	<u>ALL</u>
Like very much	1	0	0	0	0	0	356	0	0	0	0	0	0	0	0	356
Like it	2	0	0	0	0	0	571	0	0	0	0	0	0	0	0	571
Mixed feelings	3	0	0	0	0	0	364	0	0	0	0	0	0	0	0	364
Dislike it	4	0	0	0	0	0	197	0	0	0	0	0	0	0	0	197
Dislike very much	5	0	0	0	0	0	71	0	0	0	0	0	0	0	0	71
Don't know much about it	8	0	0	0	0	0	35	0	0	0	0	0	0	0	0	35
No answer	9	0	0	0	0	0	12	0	0	0	0	0	0	0	0	12
Not applicable	IAP	13626	354	7542	353	5907	8728	2817	2765	2812	4510	2023	2044	1974	2538	57993

I. Jazz

[VAR: JAZZ]

<u>RESPONSE</u>	<u>PUNCH</u>	<u>YEAR</u>														
		<u>1972-82</u>	<u>1982B</u>	<u>1983-87</u>	<u>1987B</u>	<u>1988-91</u>	<u>1993-98</u>	<u>2000</u>	<u>2002</u>	<u>2004</u>	<u>2006</u>	<u>2008</u>	<u>2010</u>	<u>2012</u>	<u>2014</u>	<u>ALL</u>
Like very much	1	0	0	0	0	0	254	0	0	0	0	0	0	0	0	254
Like it	2	0	0	0	0	0	540	0	0	0	0	0	0	0	0	540
Mixed feelings	3	0	0	0	0	0	393	0	0	0	0	0	0	0	0	393
Dislike it	4	0	0	0	0	0	297	0	0	0	0	0	0	0	0	297
Dislike very much	5	0	0	0	0	0	69	0	0	0	0	0	0	0	0	69
Don't know much about it	8	0	0	0	0	0	38	0	0	0	0	0	0	0	0	38
No answer	9	0	0	0	0	0	15	0	0	0	0	0	0	0	0	15
Not applicable	IAP	13626	354	7542	353	5907	8728	2817	2765	2812	4510	2023	2044	1974	2538	57993

J. Latin/Mariachi/Salsa

[VAR: LATIN]

<u>RESPONSE</u>	<u>PUNCH</u>	<u>YEAR</u>														
		<u>1972-82</u>	<u>1982B</u>	<u>1983-87</u>	<u>1987B</u>	<u>1988-91</u>	<u>1993-98</u>	<u>2000</u>	<u>2002</u>	<u>2004</u>	<u>2006</u>	<u>2008</u>	<u>2010</u>	<u>2012</u>	<u>2014</u>	<u>ALL</u>
Like very much	1	0	0	0	0	0	85	0	0	0	0	0	0	0	0	85
Like it	2	0	0	0	0	0	325	0	0	0	0	0	0	0	0	325
Mixed feelings	3	0	0	0	0	0	416	0	0	0	0	0	0	0	0	416
Dislike it	4	0	0	0	0	0	403	0	0	0	0	0	0	0	0	403
Dislike very much	5	0	0	0	0	0	144	0	0	0	0	0	0	0	0	144
Don't know much about it	8	0	0	0	0	0	221	0	0	0	0	0	0	0	0	221
No answer	9	0	0	0	0	0	12	0	0	0	0	0	0	0	0	12
Not applicable	IAP	13626	354	7542	353	5907	8728	2817	2765	2812	4510	2023	2044	1974	2538	57993

K. Mood/easy listening

[VAR: MOODEASY]

<u>RESPONSE</u>	<u>PUNCH</u>	<u>YEAR</u>														
		<u>1972-82</u>	<u>1982B</u>	<u>1983-87</u>	<u>1987B</u>	<u>1988-91</u>	<u>1993-98</u>	<u>2000</u>	<u>2002</u>	<u>2004</u>	<u>2006</u>	<u>2008</u>	<u>2010</u>	<u>2012</u>	<u>2014</u>	<u>ALL</u>
Like very much	1	0	0	0	0	0	251	0	0	0	0	0	0	0	0	251
Like it	2	0	0	0	0	0	698	0	0	0	0	0	0	0	0	698
Mixed feelings	3	0	0	0	0	0	323	0	0	0	0	0	0	0	0	323
Dislike it	4	0	0	0	0	0	200	0	0	0	0	0	0	0	0	200
Dislike very much	5	0	0	0	0	0	49	0	0	0	0	0	0	0	0	49
Don't know much about it	8	0	0	0	0	0	72	0	0	0	0	0	0	0	0	72
No answer	9	0	0	0	0	0	13	0	0	0	0	0	0	0	0	13
Not applicable	IAP	13626	354	7542	353	5907	8728	2817	2765	2812	4510	2023	2044	1974	2538	57993

L. New age/space music

[VAR: NEWAGE]

<u>RESPONSE</u>	<u>PUNCH</u>	<u>YEAR</u>														
		<u>1972-82</u>	<u>1982B</u>	<u>1983-87</u>	<u>1987B</u>	<u>1988-91</u>	<u>1993-98</u>	<u>2000</u>	<u>2002</u>	<u>2004</u>	<u>2006</u>	<u>2008</u>	<u>2010</u>	<u>2012</u>	<u>2014</u>	<u>ALL</u>
Like very much	1	0	0	0	0	0	48	0	0	0	0	0	0	0	0	48
Like it	2	0	0	0	0	0	186	0	0	0	0	0	0	0	0	186
Mixed feelings	3	0	0	0	0	0	269	0	0	0	0	0	0	0	0	269
Dislike it	4	0	0	0	0	0	429	0	0	0	0	0	0	0	0	429
Dislike very much	5	0	0	0	0	0	368	0	0	0	0	0	0	0	0	368
Don't know much about it	8	0	0	0	0	0	292	0	0	0	0	0	0	0	0	292
No answer	9	0	0	0	0	0	14	0	0	0	0	0	0	0	0	14
Not applicable	IAP	13626	354	7542	353	5907	8728	2817	2765	2812	4510	2023	2044	1974	2538	57993

M. Opera

[VAR: OPERA]

<u>RESPONSE</u>	<u>PUNCH</u>	<u>YEAR</u>														
		<u>1972-82</u>	<u>1982B</u>	<u>1983-87</u>	<u>1987B</u>	<u>1988-91</u>	<u>1993-98</u>	<u>2000</u>	<u>2002</u>	<u>2004</u>	<u>2006</u>	<u>2008</u>	<u>2010</u>	<u>2012</u>	<u>2014</u>	<u>ALL</u>
Like very much	1	0	0	0	0	0	73	0	0	0	0	0	0	0	0	73
Like it	2	0	0	0	0	0	257	0	0	0	0	0	0	0	0	257
Mixed feelings	3	0	0	0	0	0	359	0	0	0	0	0	0	0	0	359
Dislike it	4	0	0	0	0	0	515	0	0	0	0	0	0	0	0	515
Dislike very much	5	0	0	0	0	0	306	0	0	0	0	0	0	0	0	306
Don't know much about it	8	0	0	0	0	0	83	0	0	0	0	0	0	0	0	83
No answer	9	0	0	0	0	0	13	0	0	0	0	0	0	0	0	13
Not applicable	IAP	13626	354	7542	353	5907	8728	2817	2765	2812	4510	2023	2044	1974	2538	57993

N. Rap music

[VAR: RAP]

<u>RESPONSE</u>	<u>PUNCH</u>	<u>YEAR</u>														
		<u>1972-82</u>	<u>1982B</u>	<u>1983-87</u>	<u>1987B</u>	<u>1988-91</u>	<u>1993-98</u>	<u>2000</u>	<u>2002</u>	<u>2004</u>	<u>2006</u>	<u>2008</u>	<u>2010</u>	<u>2012</u>	<u>2014</u>	<u>ALL</u>
Like very much	1	0	0	0	0	0	44	0	0	0	0	0	0	0	44	
Like it	2	0	0	0	0	0	159	0	0	0	0	0	0	0	159	
Mixed feelings	3	0	0	0	0	0	284	0	0	0	0	0	0	0	284	
Dislike it	4	0	0	0	0	0	433	0	0	0	0	0	0	0	433	
Dislike very much	5	0	0	0	0	0	614	0	0	0	0	0	0	0	614	
Don't know much about it	8	0	0	0	0	0	61	0	0	0	0	0	0	0	61	
No answer	9	0	0	0	0	0	11	0	0	0	0	0	0	0	11	
Not applicable	IAP	13626	354	7542	353	5907	8728	2817	2765	2812	4510	2023	2044	1974	2538	57993

O. Reggae

[VAR: REGGAE]

<u>RESPONSE</u>	<u>PUNCH</u>	<u>YEAR</u>														
		<u>1972-82</u>	<u>1982B</u>	<u>1983-87</u>	<u>1987B</u>	<u>1988-91</u>	<u>1993-98</u>	<u>2000</u>	<u>2002</u>	<u>2004</u>	<u>2006</u>	<u>2008</u>	<u>2010</u>	<u>2012</u>	<u>2014</u>	<u>ALL</u>
Like very much	1	0	0	0	0	0	84	0	0	0	0	0	0	0	84	
Like it	2	0	0	0	0	0	362	0	0	0	0	0	0	0	362	
Mixed feelings	3	0	0	0	0	0	340	0	0	0	0	0	0	0	340	
Dislike it	4	0	0	0	0	0	297	0	0	0	0	0	0	0	297	
Dislike very much	5	0	0	0	0	0	217	0	0	0	0	0	0	0	217	
Don't know much about it	8	0	0	0	0	0	295	0	0	0	0	0	0	0	295	
No answer	9	0	0	0	0	0	11	0	0	0	0	0	0	0	11	
Not applicable	IAP	13626	354	7542	353	5907	8728	2817	2765	2812	4510	2023	2044	1974	2538	57993

P. Contemporary pop/rock

[VAR: CONROCK]

<u>RESPONSE</u>	<u>PUNCH</u>	<u>YEAR</u>														
		<u>1972-82</u>	<u>1982B</u>	<u>1983-87</u>	<u>1987B</u>	<u>1988-91</u>	<u>1993-98</u>	<u>2000</u>	<u>2002</u>	<u>2004</u>	<u>2006</u>	<u>2008</u>	<u>2010</u>	<u>2012</u>	<u>2014</u>	<u>ALL</u>
Like very much	1	0	0	0	0	0	206	0	0	0	0	0	0	0	0	206
Like it	2	0	0	0	0	0	645	0	0	0	0	0	0	0	0	645
Mixed feelings	3	0	0	0	0	0	296	0	0	0	0	0	0	0	0	296
Dislike it	4	0	0	0	0	0	245	0	0	0	0	0	0	0	0	245
Dislike very much	5	0	0	0	0	0	152	0	0	0	0	0	0	0	0	152
Don't know much about it	8	0	0	0	0	0	50	0	0	0	0	0	0	0	0	50
No answer	9	0	0	0	0	0	12	0	0	0	0	0	0	0	0	12
Not applicable	IAP	13626	354	7542	353	5907	8728	2817	2765	2812	4510	2023	2044	1974	2538	57993

Q. Oldies rock

[VAR: OLDIES]

<u>RESPONSE</u>	<u>PUNCH</u>	<u>YEAR</u>														
		<u>1972-82</u>	<u>1982B</u>	<u>1983-87</u>	<u>1987B</u>	<u>1988-91</u>	<u>1993-98</u>	<u>2000</u>	<u>2002</u>	<u>2004</u>	<u>2006</u>	<u>2008</u>	<u>2010</u>	<u>2012</u>	<u>2014</u>	<u>ALL</u>
Like very much	1	0	0	0	0	0	405	0	0	0	0	0	0	0	0	405
Like it	2	0	0	0	0	0	688	0	0	0	0	0	0	0	0	688
Mixed feelings	3	0	0	0	0	0	213	0	0	0	0	0	0	0	0	213
Dislike it	4	0	0	0	0	0	172	0	0	0	0	0	0	0	0	172
Dislike very much	5	0	0	0	0	0	77	0	0	0	0	0	0	0	0	77
Don't know much about it	8	0	0	0	0	0	41	0	0	0	0	0	0	0	0	41
No answer	9	0	0	0	0	0	10	0	0	0	0	0	0	0	0	10
Not applicable	IAP	13626	354	7542	353	5907	8728	2817	2765	2812	4510	2023	2044	1974	2538	57993

R. Heavy metal

[VAR: HVYMETAL]

<u>RESPONSE</u>	<u>PUNCH</u>	<u>YEAR</u>														
		<u>1972-82</u>	<u>1982B</u>	<u>1983-87</u>	<u>1987B</u>	<u>1988-91</u>	<u>1993-98</u>	<u>2000</u>	<u>2002</u>	<u>2004</u>	<u>2006</u>	<u>2008</u>	<u>2010</u>	<u>2012</u>	<u>2014</u>	<u>ALL</u>
Like very much	1	0	0	0	0	0	48	0	0	0	0	0	0	0	0	48
Like it	2	0	0	0	0	0	123	0	0	0	0	0	0	0	0	123
Mixed feelings	3	0	0	0	0	0	189	0	0	0	0	0	0	0	0	189
Dislike it	4	0	0	0	0	0	400	0	0	0	0	0	0	0	0	400
Dislike very much	5	0	0	0	0	0	766	0	0	0	0	0	0	0	0	766
Don't know much about it	8	0	0	0	0	0	70	0	0	0	0	0	0	0	0	70
No answer	9	0	0	0	0	0	10	0	0	0	0	0	0	0	0	10
Not applicable	IAP	13626	354	7542	353	5907	8728	2817	2765	2812	4510	2023	2044	1974	2538	57993

REMARKS: HAND CARD CA contained responses 1-8. See GSS Social Change Report No. 37.

474. Next I'd like to ask about some leisure or recreational activities that people do during their free time. As I read each activity, can you tell me if it is something you have done in the past twelve months? Let's begin with attending an amateur or professional sports event. Did you do that within the past twelve months?

A. Attend an amateur or professional sports event.

[VAR: ATTSPRTS]

<u>RESPONSE</u>	<u>PUNCH</u>	<u>YEAR</u>														
		<u>1972-82</u>	<u>1982B</u>	<u>1983-87</u>	<u>1987B</u>	<u>1988-91</u>	<u>1993-98</u>	<u>2000</u>	<u>2002</u>	<u>2004</u>	<u>2006</u>	<u>2008</u>	<u>2010</u>	<u>2012</u>	<u>2014</u>	<u>ALL</u>
Yes	1	0	0	0	0	0	855	0	0	0	0	0	0	0	0	855
No	2	0	0	0	0	0	739	0	0	0	0	0	0	0	0	739
Don't know	8	0	0	0	0	0	2	0	0	0	0	0	0	0	0	2
No answer	9	0	0	0	0	0	10	0	0	0	0	0	0	0	0	10
Not applicable	IAP	13626	354	7542	353	5907	8728	2817	2765	2812	4510	2023	2044	1974	2538	57993

B. Visit an art museum or gallery.

[VAR: VISITART]

<u>RESPONSE</u>	<u>PUNCH</u>	<u>YEAR</u>														
		<u>1972-82</u>	<u>1982B</u>	<u>1983-87</u>	<u>1987B</u>	<u>1988-91</u>	<u>1993-98</u>	<u>2000</u>	<u>2002</u>	<u>2004</u>	<u>2006</u>	<u>2008</u>	<u>2010</u>	<u>2012</u>	<u>2014</u>	<u>ALL</u>
Yes	1	0	0	0	0	0	1173	0	1018	0	0	0	0	0	0	2191
No	2	0	0	0	0	0	1854	0	1721	0	0	0	0	0	0	3575
Don't know	8	0	0	0	0	0	2	0	14	0	0	0	0	0	0	16
No answer	9	0	0	0	0	0	22	0	12	0	0	0	0	0	0	34
Not applicable	IAP	13626	354	7542	353	5907	7283	2817	0	2812	4510	2023	2044	1974	2538	53783

C. Make art or craft objects such as pottery, woodworking, quilts, or paintings.

[VAR: MAKEART]

<u>RESPONSE</u>	<u>PUNCH</u>	<u>YEAR</u>														
		<u>1972-82</u>	<u>1982B</u>	<u>1983-87</u>	<u>1987B</u>	<u>1988-91</u>	<u>1993-98</u>	<u>2000</u>	<u>2002</u>	<u>2004</u>	<u>2006</u>	<u>2008</u>	<u>2010</u>	<u>2012</u>	<u>2014</u>	<u>ALL</u>
Yes	1	0	0	0	0	0	1186	0	567	0	0	0	0	0	0	1753
No	2	0	0	0	0	0	1841	0	792	0	0	0	0	0	0	2633
Don't know	8	0	0	0	0	0	1	0	8	0	0	0	0	0	0	9
No answer	9	0	0	0	0	0	23	0	5	0	0	0	0	0	0	28
Not applicable	IAP	13626	354	7542	353	5907	7283	2817	1393	2812	4510	2023	2044	1974	2538	55176

D. Go to an auto, stock car, or motorcycle race.

[VAR: AUTORACE]

<u>RESPONSE</u>	<u>PUNCH</u>	<u>YEAR</u>														
		<u>1972-82</u>	<u>1982B</u>	<u>1983-87</u>	<u>1987B</u>	<u>1988-91</u>	<u>1993-98</u>	<u>2000</u>	<u>2002</u>	<u>2004</u>	<u>2006</u>	<u>2008</u>	<u>2010</u>	<u>2012</u>	<u>2014</u>	<u>ALL</u>
Yes	1	0	0	0	0	0	245	0	0	0	0	0	0	0	0	245
No	2	0	0	0	0	0	1348	0	0	0	0	0	0	0	0	1348
Don't know	8	0	0	0	0	0	1	0	0	0	0	0	0	0	0	1
No answer	9	0	0	0	0	0	12	0	0	0	0	0	0	0	0	12
Not applicable	IAP	13626	354	7542	353	5907	8728	2817	2765	2812	4510	2023	2044	1974	2538	57993

E. Go camping, hiking, or canoeing.

[VAR: CAMPING]

<u>RESPONSE</u>	<u>PUNCH</u>	<u>YEAR</u>														
		<u>1972-82</u>	<u>1982B</u>	<u>1983-87</u>	<u>1987B</u>	<u>1988-91</u>	<u>1993-98</u>	<u>2000</u>	<u>2002</u>	<u>2004</u>	<u>2006</u>	<u>2008</u>	<u>2010</u>	<u>2012</u>	<u>2014</u>	<u>ALL</u>
Yes	1	0	0	0	0	0	664	0	0	0	0	0	0	0	0	664
No	2	0	0	0	0	0	929	0	0	0	0	0	0	0	0	929
Don't know	8	0	0	0	0	0	1	0	0	0	0	0	0	0	0	1
No answer	9	0	0	0	0	0	12	0	0	0	0	0	0	0	0	12
Not applicable	IAP	13626	354	7542	353	5907	8728	2817	2765	2812	4510	2023	2044	1974	2538	57993

F. Grow vegetables, flowers, or shrubs in a garden.

[VAR: GARDEN]

<u>RESPONSE</u>	<u>PUNCH</u>	<u>YEAR</u>														
		<u>1972-82</u>	<u>1982B</u>	<u>1983-87</u>	<u>1987B</u>	<u>1988-91</u>	<u>1993-98</u>	<u>2000</u>	<u>2002</u>	<u>2004</u>	<u>2006</u>	<u>2008</u>	<u>2010</u>	<u>2012</u>	<u>2014</u>	<u>ALL</u>
Yes	1	0	0	0	0	0	965	0	0	0	0	0	0	0	0	965
No	2	0	0	0	0	0	629	0	0	0	0	0	0	0	0	629
Don't know	8	0	0	0	0	0	1	0	0	0	0	0	0	0	0	1
No answer	9	0	0	0	0	0	11	0	0	0	0	0	0	0	0	11
Not applicable	IAP	13626	354	7542	353	5907	8728	2817	2765	2812	4510	2023	2044	1974	2538	57993

G. Go to a live ballet or dance performance, not including school performances.

[VAR: DANCE]

<u>RESPONSE</u>	<u>PUNCH</u>	<u>YEAR</u>														
		<u>1972-82</u>	<u>1982B</u>	<u>1983-87</u>	<u>1987B</u>	<u>1988-91</u>	<u>1993-98</u>	<u>2000</u>	<u>2002</u>	<u>2004</u>	<u>2006</u>	<u>2008</u>	<u>2010</u>	<u>2012</u>	<u>2014</u>	<u>ALL</u>
Yes	1	0	0	0	0	0	597	0	311	0	0	0	0	0	0	908
No	2	0	0	0	0	0	2430	0	1046	0	0	0	0	0	0	3476
Don't know	8	0	0	0	0	0	1	0	9	0	0	0	0	0	0	10
No answer	9	0	0	0	0	0	23	0	6	0	0	0	0	0	0	29
Not applicable	IAP	13626	354	7542	353	5907	7283	2817	1393	2812	4510	2023	2044	1974	2538	55176

H. Go to a classical music or opera performance, not including school performances.

[VAR: GOMUSIC]

<u>RESPONSE</u>	<u>PUNCH</u>	<u>YEAR</u>														
		<u>1972-82</u>	<u>1982B</u>	<u>1983-87</u>	<u>1987B</u>	<u>1988-91</u>	<u>1993-98</u>	<u>2000</u>	<u>2002</u>	<u>2004</u>	<u>2006</u>	<u>2008</u>	<u>2010</u>	<u>2012</u>	<u>2014</u>	<u>ALL</u>
Yes	1	0	0	0	0	0	497	0	483	0	0	0	0	0	0	980
No	2	0	0	0	0	0	2530	0	2255	0	0	0	0	0	0	4785
Don't know	8	0	0	0	0	0	1	0	15	0	0	0	0	0	0	16
No answer	9	0	0	0	0	0	23	0	12	0	0	0	0	0	0	35
Not applicable	IAP	13626	354	7542	353	5907	7283	2817	0	2812	4510	2023	2044	1974	2538	53783

I. Go hunting or fishing.

[VAR: HUNTFISH]

<u>RESPONSE</u>	<u>PUNCH</u>	<u>YEAR</u>														
		<u>1972-82</u>	<u>1982B</u>	<u>1983-87</u>	<u>1987B</u>	<u>1988-91</u>	<u>1993-98</u>	<u>2000</u>	<u>2002</u>	<u>2004</u>	<u>2006</u>	<u>2008</u>	<u>2010</u>	<u>2012</u>	<u>2014</u>	<u>ALL</u>
Yes	1	0	0	0	0	0	560	0	0	0	0	0	0	0	0	560
No	2	0	0	0	0	0	1031	0	0	0	0	0	0	0	0	1031
Don't know	8	0	0	0	0	0	1	0	0	0	0	0	0	0	0	1
No answer	9	0	0	0	0	0	14	0	0	0	0	0	0	0	0	14
Not applicable	IAP	13626	354	7542	353	5907	8728	2817	2765	2812	4510	2023	2044	1974	2538	57993

J. Take part in a music, dance, or theatrical performance.

[VAR: PERFORM]

<u>RESPONSE</u>	<u>PUNCH</u>	<u>YEAR</u>														
		<u>1972-82</u>	<u>1982B</u>	<u>1983-87</u>	<u>1987B</u>	<u>1988-91</u>	<u>1993-98</u>	<u>2000</u>	<u>2002</u>	<u>2004</u>	<u>2006</u>	<u>2008</u>	<u>2010</u>	<u>2012</u>	<u>2014</u>	<u>ALL</u>
Yes	1	0	0	0	0	0	306	0	141	0	0	0	0	0	0	447
No	2	0	0	0	0	0	2716	0	1217	0	0	0	0	0	0	3933
Don't know	8	0	0	0	0	0	1	0	8	0	0	0	0	0	0	9
No answer	9	0	0	0	0	0	28	0	6	0	0	0	0	0	0	34
Not applicable	IAP	13626	354	7542	353	5907	7283	2817	1393	2812	4510	2023	2044	1974	2538	55176

K. Participate in any sports activity such as softball, basketball, swimming, golf, bowling, skiing, or tennis.

[VAR: DOSPORTS]

<u>RESPONSE</u>	<u>PUNCH</u>	<u>YEAR</u>														
		<u>1972-82</u>	<u>1982B</u>	<u>1983-87</u>	<u>1987B</u>	<u>1988-91</u>	<u>1993-98</u>	<u>2000</u>	<u>2002</u>	<u>2004</u>	<u>2006</u>	<u>2008</u>	<u>2010</u>	<u>2012</u>	<u>2014</u>	<u>ALL</u>
Yes	1	0	0	0	0	0	901	0	0	0	0	0	0	0	0	901
No	2	0	0	0	0	0	693	0	0	0	0	0	0	0	0	693
Don't know	8	0	0	0	0	0	1	0	0	0	0	0	0	0	0	1
No answer	9	0	0	0	0	0	11	0	0	0	0	0	0	0	0	11
Not applicable	IAP	13626	354	7542	353	5907	8728	2817	2765	2812	4510	2023	2044	1974	2538	57993

L. Go out to see a movie in a theater.

[VAR: SEEMOVIE]

<u>RESPONSE</u>	<u>PUNCH</u>	<u>YEAR</u>														
		<u>1972-82</u>	<u>1982B</u>	<u>1983-87</u>	<u>1987B</u>	<u>1988-91</u>	<u>1993-98</u>	<u>2000</u>	<u>2002</u>	<u>2004</u>	<u>2006</u>	<u>2008</u>	<u>2010</u>	<u>2012</u>	<u>2014</u>	<u>ALL</u>
Yes	1	0	0	0	0	0	2066	0	993	0	0	0	0	0	0	3059
No	2	0	0	0	0	0	961	0	365	0	0	0	0	0	0	1326
Don't know	8	0	0	0	0	0	1	0	8	0	0	0	0	0	0	9
No answer	9	0	0	0	0	0	23	0	6	0	0	0	0	0	0	29
Not applicable	IAP	13626	354	7542	353	5907	7283	2817	1393	2812	4510	2023	2044	1974	2538	55176

M. Record a TV program so you could watch it later.

[VAR: USEVCR]

<u>RESPONSE</u>	<u>PUNCH</u>	<u>YEAR</u>														
		<u>1972-82</u>	<u>1982B</u>	<u>1983-87</u>	<u>1987B</u>	<u>1988-91</u>	<u>1993-98</u>	<u>2000</u>	<u>2002</u>	<u>2004</u>	<u>2006</u>	<u>2008</u>	<u>2010</u>	<u>2012</u>	<u>2014</u>	<u>ALL</u>
Yes	1	0	0	0	0	0	951	0	0	0	0	0	0	0	0	951
No	2	0	0	0	0	0	643	0	0	0	0	0	0	0	0	643
Don't know	8	0	0	0	0	0	1	0	0	0	0	0	0	0	0	1
No answer	9	0	0	0	0	0	11	0	0	0	0	0	0	0	0	11
Not applicable	IAP	13626	354	7542	353	5907	8728	2817	2765	2812	4510	2023	2044	1974	2538	57993

N. Play a musical instrument like a piano, guitar, or violin.

[VAR: PLYMUSIC]

<u>RESPONSE</u>	<u>PUNCH</u>	<u>YEAR</u>														
		<u>1972-82</u>	<u>1982B</u>	<u>1983-87</u>	<u>1987B</u>	<u>1988-91</u>	<u>1993-98</u>	<u>2000</u>	<u>2002</u>	<u>2004</u>	<u>2006</u>	<u>2008</u>	<u>2010</u>	<u>2012</u>	<u>2014</u>	<u>ALL</u>
Yes	1	0	0	0	0	0	709	0	286	0	0	0	0	0	995	
No	2	0	0	0	0	0	2313	0	1072	0	0	0	0	0	3385	
Don't know	8	0	0	0	0	0	1	0	8	0	0	0	0	0	9	
No answer	9	0	0	0	0	0	28	0	6	0	0	0	0	0	34	
Not applicable	IAP	13626	354	7542	353	5907	7283	2817	1393	2812	4510	2023	2044	1974	2538	55176

475. I'll now ask about some different kinds of television shows. Would you tell me how often you watch prime-time drama or situation comedy programs? Would you say every day, several times a week, several times a month, rarely, or never?

A. Prime-time drama or situation comedy programs.

[VAR: TVSHOWS]

<u>RESPONSE</u>	<u>PUNCH</u>	<u>YEAR</u>														
		<u>1972-82</u>	<u>1982B</u>	<u>1983-87</u>	<u>1987B</u>	<u>1988-91</u>	<u>1993-98</u>	<u>2000</u>	<u>2002</u>	<u>2004</u>	<u>2006</u>	<u>2008</u>	<u>2010</u>	<u>2012</u>	<u>2014</u>	<u>ALL</u>
Every day	1	0	0	0	0	0	336	0	0	0	0	0	0	0	336	
Several times a week	2	0	0	0	0	0	587	0	0	0	0	0	0	0	587	
Several times a month	3	0	0	0	0	0	275	0	0	0	0	0	0	0	275	
Rarely	4	0	0	0	0	0	296	0	0	0	0	0	0	0	296	
Never	5	0	0	0	0	0	101	0	0	0	0	0	0	0	101	
Don't know	8	0	0	0	0	0	3	0	0	0	0	0	0	0	3	
No answer	9	0	0	0	0	0	8	0	0	0	0	0	0	0	8	
Not applicable	IAP	13626	354	7542	353	5907	8728	2817	2765	2812	4510	2023	2044	1974	2538	57993

B. World or national news programs.

[VAR: TVNEWS]

<u>RESPONSE</u>	<u>PUNCH</u>	<u>YEAR</u>														
		<u>1972-82</u>	<u>1982B</u>	<u>1983-87</u>	<u>1987B</u>	<u>1988-91</u>	<u>1993-98</u>	<u>2000</u>	<u>2002</u>	<u>2004</u>	<u>2006</u>	<u>2008</u>	<u>2010</u>	<u>2012</u>	<u>2014</u>	<u>ALL</u>
Every day	1	0	0	0	0	0	1024	0	0	0	0	0	0	0	0	1024
Several times a week	2	0	0	0	0	0	344	0	0	0	0	0	0	0	0	344
Several times a month	3	0	0	0	0	0	100	0	0	0	0	0	0	0	0	100
Rarely	4	0	0	0	0	0	89	0	0	0	0	0	0	0	0	89
Never	5	0	0	0	0	0	40	0	0	0	0	0	0	0	0	40
Don't know	8	0	0	0	0	0	1	0	0	0	0	0	0	0	0	1
No answer	9	0	0	0	0	0	8	0	0	0	0	0	0	0	0	8
Not applicable	IAP	13626	354	7542	353	5907	8728	2817	2765	2812	4510	2023	2044	1974	2538	57993

C. Programs shown on public television.

[VAR: TVPBS]

<u>RESPONSE</u>	<u>PUNCH</u>	<u>YEAR</u>														
		<u>1972-82</u>	<u>1982B</u>	<u>1983-87</u>	<u>1987B</u>	<u>1988-91</u>	<u>1993-98</u>	<u>2000</u>	<u>2002</u>	<u>2004</u>	<u>2006</u>	<u>2008</u>	<u>2010</u>	<u>2012</u>	<u>2014</u>	<u>ALL</u>
Every day	1	0	0	0	0	0	298	0	0	0	0	0	0	0	0	298
Several times a week	2	0	0	0	0	0	477	0	0	0	0	0	0	0	0	477
Several times a month	3	0	0	0	0	0	351	0	0	0	0	0	0	0	0	351
Rarely	4	0	0	0	0	0	307	0	0	0	0	0	0	0	0	307
Never	5	0	0	0	0	0	158	0	0	0	0	0	0	0	0	158
Don't know	8	0	0	0	0	0	7	0	0	0	0	0	0	0	0	7
No answer	9	0	0	0	0	0	8	0	0	0	0	0	0	0	0	8
Not applicable	IAP	13626	354	7542	353	5907	8728	2817	2765	2812	4510	2023	2044	1974	2538	57993

476. I'm going to read several statements. After I read each one, please tell me whether you strongly agree, agree, disagree, or strongly disagree with it. For example, ...

A. Only a few people have the knowledge and ability to judge excellence in the arts.

[VAR: JUDGEART]

<u>RESPONSE</u>	<u>PUNCH</u>	<u>YEAR</u>														
		<u>1972-82</u>	<u>1982B</u>	<u>1983-87</u>	<u>1987B</u>	<u>1988-91</u>	<u>1993-98</u>	<u>2000</u>	<u>2002</u>	<u>2004</u>	<u>2006</u>	<u>2008</u>	<u>2010</u>	<u>2012</u>	<u>2014</u>	<u>ALL</u>
Strongly agree	1	0	0	0	0	0	185	0	0	0	0	0	0	0	0	185
Agree	2	0	0	0	0	0	1081	0	0	0	0	0	0	0	0	1081
Disagree	3	0	0	0	0	0	1140	0	0	0	0	0	0	0	0	1140
Strongly disagree	4	0	0	0	0	0	352	0	0	0	0	0	0	0	0	352
Don't know	8	0	0	0	0	0	263	0	0	0	0	0	0	0	0	263
No answer	9	0	0	0	0	0	30	0	0	0	0	0	0	0	0	30
Not applicable	IAP	13626	354	7542	353	5907	7283	2817	2765	2812	4510	2023	2044	1974	2538	56548

B. I trust the judgment of the teachers and professors who decide what high school and college students should be reading.

[VAR: TRSTPROF]

<u>RESPONSE</u>	<u>PUNCH</u>	<u>YEAR</u>														
		<u>1972-82</u>	<u>1982B</u>	<u>1983-87</u>	<u>1987B</u>	<u>1988-91</u>	<u>1993-98</u>	<u>2000</u>	<u>2002</u>	<u>2004</u>	<u>2006</u>	<u>2008</u>	<u>2010</u>	<u>2012</u>	<u>2014</u>	<u>ALL</u>
Strongly agree	1	0	0	0	0	0	134	0	0	0	0	0	0	0	0	134
Agree	2	0	0	0	0	0	1658	0	0	0	0	0	0	0	0	1658
Disagree	3	0	0	0	0	0	890	0	0	0	0	0	0	0	0	890
Strongly disagree	4	0	0	0	0	0	187	0	0	0	0	0	0	0	0	187
Don't know	8	0	0	0	0	0	155	0	0	0	0	0	0	0	0	155
No answer	9	0	0	0	0	0	27	0	0	0	0	0	0	0	0	27
Not applicable	IAP	13626	354	7542	353	5907	7283	2817	2765	2812	4510	2023	2044	1974	2538	56548

- C. High schools and colleges make students spend too much time reading "classics" that have little relevance in today's world

[VAR: CLASSICS]

<u>RESPONSE</u>	<u>PUNCH</u>	<u>YEAR</u>														
		<u>1972-82</u>	<u>1982B</u>	<u>1983-87</u>	<u>1987B</u>	<u>1988-91</u>	<u>1993-98</u>	<u>2000</u>	<u>2002</u>	<u>2004</u>	<u>2006</u>	<u>2008</u>	<u>2010</u>	<u>2012</u>	<u>2014</u>	<u>ALL</u>
Strongly agree	1	0	0	0	0	0	59	0	0	0	0	0	0	0	0	59
Agree	2	0	0	0	0	0	483	0	0	0	0	0	0	0	0	483
Disagree	3	0	0	0	0	0	761	0	0	0	0	0	0	0	0	761
Strongly disagree	4	0	0	0	0	0	128	0	0	0	0	0	0	0	0	128
Don't know	8	0	0	0	0	0	160	0	0	0	0	0	0	0	0	160
No answer	9	0	0	0	0	0	15	0	0	0	0	0	0	0	0	15
Not applicable	IAP	13626	354	7542	353	5907	8728	2817	2765	2812	4510	2023	2044	1974	2538	57993

- D. The greatest books are universal in their appeal: there is no "white literature," "black literature," or "Asian literature," there is only human literature.

[VAR: GRTBOOKS]

<u>RESPONSE</u>	<u>PUNCH</u>	<u>YEAR</u>														
		<u>1972-82</u>	<u>1982B</u>	<u>1983-87</u>	<u>1987B</u>	<u>1988-91</u>	<u>1993-98</u>	<u>2000</u>	<u>2002</u>	<u>2004</u>	<u>2006</u>	<u>2008</u>	<u>2010</u>	<u>2012</u>	<u>2014</u>	<u>ALL</u>
Strongly agree	1	0	0	0	0	0	189	0	0	0	0	0	0	0	0	189
Agree	2	0	0	0	0	0	938	0	0	0	0	0	0	0	0	938
Disagree	3	0	0	0	0	0	295	0	0	0	0	0	0	0	0	295
Strongly disagree	4	0	0	0	0	0	34	0	0	0	0	0	0	0	0	34
Don't know	8	0	0	0	0	0	133	0	0	0	0	0	0	0	0	133
No answer	9	0	0	0	0	0	17	0	0	0	0	0	0	0	0	17
Not applicable	IAP	13626	354	7542	353	5907	8728	2817	2765	2812	4510	2023	2044	1974	2538	57993

E. Modern painting is just slapped on: a child could do it.

[VAR: MODPAINT]

<u>RESPONSE</u>	<u>PUNCH</u>	<u>YEAR</u>														
		<u>1972-82</u>	<u>1982B</u>	<u>1983-87</u>	<u>1987B</u>	<u>1988-91</u>	<u>1993-98</u>	<u>2000</u>	<u>2002</u>	<u>2004</u>	<u>2006</u>	<u>2008</u>	<u>2010</u>	<u>2012</u>	<u>2014</u>	<u>ALL</u>
Strongly agree	1	0	0	0	0	0	132	0	0	0	0	0	0	0	0	132
Agree	2	0	0	0	0	0	863	0	0	0	0	0	0	0	0	863
Disagree	3	0	0	0	0	0	1415	0	0	0	0	0	0	0	0	1415
Strongly disagree	4	0	0	0	0	0	337	0	0	0	0	0	0	0	0	337
Don't know	8	0	0	0	0	0	271	0	0	0	0	0	0	0	0	271
No answer	9	0	0	0	0	0	33	0	0	0	0	0	0	0	0	33
Not applicable	IAP	13626	354	7542	353	5907	7283	2817	2765	2812	4510	2023	2044	1974	2538	56548

F. It is better for everyone if English is the only language used in the public schools.

[VAR: ENGLISH]

<u>RESPONSE</u>	<u>PUNCH</u>	<u>YEAR</u>														
		<u>1972-82</u>	<u>1982B</u>	<u>1983-87</u>	<u>1987B</u>	<u>1988-91</u>	<u>1993-98</u>	<u>2000</u>	<u>2002</u>	<u>2004</u>	<u>2006</u>	<u>2008</u>	<u>2010</u>	<u>2012</u>	<u>2014</u>	<u>ALL</u>
Strongly agree	1	0	0	0	0	0	174	0	0	0	0	0	0	0	0	174
Agree	2	0	0	0	0	0	567	0	0	0	0	0	0	0	0	567
Disagree	3	0	0	0	0	0	655	0	0	0	0	0	0	0	0	655
Strongly disagree	4	0	0	0	0	0	141	0	0	0	0	0	0	0	0	141
Don't know	8	0	0	0	0	0	56	0	0	0	0	0	0	0	0	56
No answer	9	0	0	0	0	0	13	0	0	0	0	0	0	0	0	13
Not applicable	IAP	13626	354	7542	353	5907	8728	2817	2765	2812	4510	2023	2044	1974	2538	57993

G. It is a shame when traditional American literature is ignored while other works are promoted because they are by women or by members of minority groups.

[VAR: PCLIT]

<u>RESPONSE</u>	<u>PUNCH</u>	<u>YEAR</u>														
		<u>1972-82</u>	<u>1982B</u>	<u>1983-87</u>	<u>1987B</u>	<u>1988-91</u>	<u>1993-98</u>	<u>2000</u>	<u>2002</u>	<u>2004</u>	<u>2006</u>	<u>2008</u>	<u>2010</u>	<u>2012</u>	<u>2014</u>	<u>ALL</u>
Strongly agree	1	0	0	0	0	0	244	0	0	0	0	0	0	0	0	244
Agree	2	0	0	0	0	0	1380	0	0	0	0	0	0	0	0	1380
Disagree	3	0	0	0	0	0	858	0	0	0	0	0	0	0	0	858
Strongly disagree	4	0	0	0	0	0	146	0	0	0	0	0	0	0	0	146
Don't know	8	0	0	0	0	0	385	0	0	0	0	0	0	0	0	385
No answer	9	0	0	0	0	0	38	0	0	0	0	0	0	0	0	38
Not applicable	IAP	13626	354	7542	353	5907	7283	2817	2765	2812	4510	2023	2044	1974	2538	56548

H. Artistic excellence can be found in popular and folk culture just as much as in the fine arts.

[VAR: EXCELART]

<u>RESPONSE</u>	<u>PUNCH</u>	<u>YEAR</u>														
		<u>1972-82</u>	<u>1982B</u>	<u>1983-87</u>	<u>1987B</u>	<u>1988-91</u>	<u>1993-98</u>	<u>2000</u>	<u>2002</u>	<u>2004</u>	<u>2006</u>	<u>2008</u>	<u>2010</u>	<u>2012</u>	<u>2014</u>	<u>ALL</u>
Strongly agree	1	0	0	0	0	0	182	0	0	0	0	0	0	0	0	182
Agree	2	0	0	0	0	0	1208	0	0	0	0	0	0	0	0	1208
Disagree	3	0	0	0	0	0	67	0	0	0	0	0	0	0	0	67
Strongly disagree	4	0	0	0	0	0	6	0	0	0	0	0	0	0	0	6
Don't know	8	0	0	0	0	0	130	0	0	0	0	0	0	0	0	130
No answer	9	0	0	0	0	0	13	0	0	0	0	0	0	0	0	13
Not applicable	IAP	13626	354	7542	353	5907	8728	2817	2765	2812	4510	2023	2044	1974	2538	57993

I. I would feel uncomfortable entertaining people I don't know well in my home.

[VAR: HOSTHOME]

<u>RESPONSE</u>	<u>PUNCH</u>	<u>YEAR</u>														
		<u>1972-82</u>	<u>1982B</u>	<u>1983-87</u>	<u>1987B</u>	<u>1988-91</u>	<u>1993-98</u>	<u>2000</u>	<u>2002</u>	<u>2004</u>	<u>2006</u>	<u>2008</u>	<u>2010</u>	<u>2012</u>	<u>2014</u>	<u>ALL</u>
Strongly agree	1	0	0	0	0	0	116	0	0	0	0	0	0	0	0	116
Agree	2	0	0	0	0	0	727	0	0	0	0	0	0	0	0	727
Disagree	3	0	0	0	0	0	619	0	0	0	0	0	0	0	0	619
Strongly disagree	4	0	0	0	0	0	98	0	0	0	0	0	0	0	0	98
Don't know	8	0	0	0	0	0	32	0	0	0	0	0	0	0	0	32
No answer	9	0	0	0	0	0	14	0	0	0	0	0	0	0	0	14
Not applicable	IAP	13626	354	7542	353	5907	8728	2817	2765	2812	4510	2023	2044	1974	2538	57993

477. I'm going to read seven qualities one might look for in a personal friend. All of the qualities may be desirable ones for a personal friend, but I'm interested in those that are most important to you. (HAND CARD CB TO RESPONDENT.) As I read each one, could you tell me whether it is extremely important, very important, fairly important, not too important, or not at all important.

HAND CARD CB

A. Creative.

[VAR: FRDCREAT]

<u>RESPONSE</u>	<u>PUNCH</u>	<u>YEAR</u>														
		<u>1972-82</u>	<u>1982B</u>	<u>1983-87</u>	<u>1987B</u>	<u>1988-91</u>	<u>1993-98</u>	<u>2000</u>	<u>2002</u>	<u>2004</u>	<u>2006</u>	<u>2008</u>	<u>2010</u>	<u>2012</u>	<u>2014</u>	<u>ALL</u>
Extremely important	1	0	0	0	0	0	61	0	0	0	0	0	0	0	0	61
Very important	2	0	0	0	0	0	308	0	0	0	0	0	0	0	0	308
Fairly important	3	0	0	0	0	0	593	0	0	0	0	0	0	0	0	593
Not too important	4	0	0	0	0	0	472	0	0	0	0	0	0	0	0	472
Not at all important	5	0	0	0	0	0	135	0	0	0	0	0	0	0	0	135
Don't know	8	0	0	0	0	0	24	0	0	0	0	0	0	0	0	24
No answer	9	0	0	0	0	0	13	0	0	0	0	0	0	0	0	13
Not applicable	IAP	13626	354	7542	353	5907	8728	2817	2765	2812	4510	2023	2044	1974	2538	57993

B. Cultured.

[VAR: FRDCULTR]

<u>RESPONSE</u>	<u>PUNCH</u>	<u>YEAR</u>														
		<u>1972-82</u>	<u>1982B</u>	<u>1983-87</u>	<u>1987B</u>	<u>1988-91</u>	<u>1993-98</u>	<u>2000</u>	<u>2002</u>	<u>2004</u>	<u>2006</u>	<u>2008</u>	<u>2010</u>	<u>2012</u>	<u>2014</u>	<u>ALL</u>
Extremely important	1	0	0	0	0	0	52	0	0	0	0	0	0	0	0	52
Very important	2	0	0	0	0	0	275	0	0	0	0	0	0	0	0	275
Fairly important	3	0	0	0	0	0	596	0	0	0	0	0	0	0	0	596
Not too important	4	0	0	0	0	0	494	0	0	0	0	0	0	0	0	494
Not at all important	5	0	0	0	0	0	148	0	0	0	0	0	0	0	0	148
Don't know	8	0	0	0	0	0	26	0	0	0	0	0	0	0	0	26
No answer	9	0	0	0	0	0	15	0	0	0	0	0	0	0	0	15
Not applicable	IAP	13626	354	7542	353	5907	8728	2817	2765	2812	4510	2023	2044	1974	2538	57993

C. Dynamic.

[VAR: FRDDYNAM]

<u>RESPONSE</u>	<u>PUNCH</u>	<u>YEAR</u>														
		<u>1972-82</u>	<u>1982B</u>	<u>1983-87</u>	<u>1987B</u>	<u>1988-91</u>	<u>1993-98</u>	<u>2000</u>	<u>2002</u>	<u>2004</u>	<u>2006</u>	<u>2008</u>	<u>2010</u>	<u>2012</u>	<u>2014</u>	<u>ALL</u>
Extremely important	1	0	0	0	0	0	50	0	0	0	0	0	0	0	0	50
Very important	2	0	0	0	0	0	254	0	0	0	0	0	0	0	0	254
Fairly important	3	0	0	0	0	0	591	0	0	0	0	0	0	0	0	591
Not too important	4	0	0	0	0	0	520	0	0	0	0	0	0	0	0	520
Not at all important	5	0	0	0	0	0	135	0	0	0	0	0	0	0	0	135
Don't know	8	0	0	0	0	0	41	0	0	0	0	0	0	0	0	41
No answer	9	0	0	0	0	0	15	0	0	0	0	0	0	0	0	15
Not applicable	IAP	13626	354	7542	353	5907	8728	2817	2765	2812	4510	2023	2044	1974	2538	57993

D. Fun-loving.

[VAR: FRDFUN]

<u>RESPONSE</u>	<u>PUNCH</u>	<u>YEAR</u>														
		<u>1972-82</u>	<u>1982B</u>	<u>1983-87</u>	<u>1987B</u>	<u>1988-91</u>	<u>1993-98</u>	<u>2000</u>	<u>2002</u>	<u>2004</u>	<u>2006</u>	<u>2008</u>	<u>2010</u>	<u>2012</u>	<u>2014</u>	<u>ALL</u>
Extremely important	1	0	0	0	0	0	274	0	0	0	0	0	0	0	0	274
Very important	2	0	0	0	0	0	791	0	0	0	0	0	0	0	0	791
Fairly important	3	0	0	0	0	0	433	0	0	0	0	0	0	0	0	433
Not too important	4	0	0	0	0	0	70	0	0	0	0	0	0	0	0	70
Not at all important	5	0	0	0	0	0	16	0	0	0	0	0	0	0	0	16
Don't know	8	0	0	0	0	0	10	0	0	0	0	0	0	0	0	10
No answer	9	0	0	0	0	0	12	0	0	0	0	0	0	0	0	12
Not applicable	IAP	13626	354	7542	353	5907	8728	2817	2765	2812	4510	2023	2044	1974	2538	57993

E. Honest.

[VAR: FRDHONST]

<u>RESPONSE</u>	<u>PUNCH</u>	<u>YEAR</u>														
		<u>1972-82</u>	<u>1982B</u>	<u>1983-87</u>	<u>1987B</u>	<u>1988-91</u>	<u>1993-98</u>	<u>2000</u>	<u>2002</u>	<u>2004</u>	<u>2006</u>	<u>2008</u>	<u>2010</u>	<u>2012</u>	<u>2014</u>	<u>ALL</u>
Extremely important	1	0	0	0	0	0	1176	0	0	0	0	0	0	0	0	1176
Very important	2	0	0	0	0	0	382	0	0	0	0	0	0	0	0	382
Fairly important	3	0	0	0	0	0	25	0	0	0	0	0	0	0	0	25
Not too important	4	0	0	0	0	0	4	0	0	0	0	0	0	0	0	4
Not at all important	5	0	0	0	0	0		0	0	0	0	0	0	0	0	0
Don't know	8	0	0	0	0	0	6	0	0	0	0	0	0	0	0	6
No answer	9	0	0	0	0	0	13	0	0	0	0	0	0	0	0	13
Not applicable	IAP	13626	354	7542	353	5907	8728	2817	2765	2812	4510	2023	2044	1974	2538	57993

F. Intelligent.

[VAR: FRDINTEL]

<u>RESPONSE</u>	<u>PUNCH</u>	<u>YEAR</u>														
		<u>1972-82</u>	<u>1982B</u>	<u>1983-87</u>	<u>1987B</u>	<u>1988-91</u>	<u>1993-98</u>	<u>2000</u>	<u>2002</u>	<u>2004</u>	<u>2006</u>	<u>2008</u>	<u>2010</u>	<u>2012</u>	<u>2014</u>	<u>ALL</u>
Extremely important	1	0	0	0	0	0	245	0	0	0	0	0	0	0	0	245
Very important	2	0	0	0	0	0	531	0	0	0	0	0	0	0	0	531
Fairly important	3	0	0	0	0	0	576	0	0	0	0	0	0	0	0	576
Not too important	4	0	0	0	0	0	205	0	0	0	0	0	0	0	0	205
Not at all important	5	0	0	0	0	0	25	0	0	0	0	0	0	0	0	25
Don't know	8	0	0	0	0	0	12	0	0	0	0	0	0	0	0	12
No answer	9	0	0	0	0	0	12	0	0	0	0	0	0	0	0	12
Not applicable	IAP	13626	354	7542	353	5907	8728	2817	2765	2812	4510	2023	2044	1974	2538	57993

G. Responsible.

[VAR: FRDRESP]

RESPONSE	PUNCH	YEAR														
		1972-82	1982B	1983-87	1987B	1988-91	1993-98	2000	2002	2004	2006	2008	2010	2012	2014	ALL
Extremely important	1	0	0	0	0	0	712	0	0	0	0	0	0	0	0	712
Very important	2	0	0	0	0	0	706	0	0	0	0	0	0	0	0	706
Fairly important	3	0	0	0	0	0	146	0	0	0	0	0	0	0	0	146
Not too important	4	0	0	0	0	0	19	0	0	0	0	0	0	0	0	19
Not at all important	5	0	0	0	0	0	3	0	0	0	0	0	0	0	0	3
Don't know	8	0	0	0	0	0	9	0	0	0	0	0	0	0	0	9
No answer	9	0	0	0	0	0	11	0	0	0	0	0	0	0	0	11
Not applicable	IAP	13626	354	7542	353	5907	8728	2817	2765	2812	4510	2023	2044	1974	2538	57993

REMARKS: Hand Card BZ contained responses 1-5.

478. I'm going to read you a list of some things that different people value. Some people say these things are very important to them. Other people say they are not so important. Please tell me how important each things is to you personally, using the responses on this card (HAND CARD TO RESPONDENT). How about being financially secure? Is it one of the most important values you hold, very important, somewhat important, not too important, or not at all important?

HAND CARD CD

A. Being financially secure.

[VAR: IMPFINAN]

RESPONSE	PUNCH	YEAR														
		1972-82	1982B	1983-87	1987B	1988-91	1993-98	2000	2002	2004	2006	2008	2010	2012	2014	ALL
One of the most important	1	0	0	0	0	0	427	0	0	0	0	0	0	0	0	427
Very important	2	0	0	0	0	0	817	0	0	0	0	0	0	0	0	817
Somewhat important	3	0	0	0	0	0	290	0	0	0	0	0	0	0	0	290
Not too important	4	0	0	0	0	0	49	0	0	0	0	0	0	0	0	49
Not at all important	5	0	0	0	0	0	6	0	0	0	0	0	0	0	0	6
Don't know	8	0	0	0	0	0	5	0	0	0	0	0	0	0	0	5
No answer	9	0	0	0	0	0	12	0	0	0	0	0	0	0	0	12
Not applicable	IAP	13626	354	7542	353	5907	8728	2817	2765	2812	4510	2023	2044	1974	2538	57993

B. Being married.

[VAR: IMPMAR]

<u>RESPONSE</u>	<u>PUNCH</u>	<u>YEAR</u>														
		<u>1972-82</u>	<u>1982B</u>	<u>1983-87</u>	<u>1987B</u>	<u>1988-91</u>	<u>1993-98</u>	<u>2000</u>	<u>2002</u>	<u>2004</u>	<u>2006</u>	<u>2008</u>	<u>2010</u>	<u>2012</u>	<u>2014</u>	<u>ALL</u>
One of the most important	1	0	0	0	0	0	305	0	0	0	0	0	0	0	0	305
Very important	2	0	0	0	0	0	501	0	0	0	0	0	0	0	0	501
Somewhat important	3	0	0	0	0	0	350	0	0	0	0	0	0	0	0	350
Not too important	4	0	0	0	0	0	282	0	0	0	0	0	0	0	0	282
Not at all important	5	0	0	0	0	0	149	0	0	0	0	0	0	0	0	149
Don't know	8	0	0	0	0	0	6	0	0	0	0	0	0	0	0	6
No answer	9	0	0	0	0	0	13	0	0	0	0	0	0	0	0	13
Not applicable	IAP	13626	354	7542	353	5907	8728	2817	2765	2812	4510	2023	2044	1974	2538	57993

C. Having children.

[VAR: IMPKIDS]

<u>RESPONSE</u>	<u>PUNCH</u>	<u>YEAR</u>														
		<u>1972-82</u>	<u>1982B</u>	<u>1983-87</u>	<u>1987B</u>	<u>1988-91</u>	<u>1993-98</u>	<u>2000</u>	<u>2002</u>	<u>2004</u>	<u>2006</u>	<u>2008</u>	<u>2010</u>	<u>2012</u>	<u>2014</u>	<u>ALL</u>
One of the most important	1	0	0	0	0	0	375	0	0	0	0	0	0	0	0	375
Very important	2	0	0	0	0	0	609	0	0	0	0	0	0	0	0	609
Somewhat important	3	0	0	0	0	0	306	0	0	0	0	0	0	0	0	306
Not too important	4	0	0	0	0	0	169	0	0	0	0	0	0	0	0	169
Not at all important	5	0	0	0	0	0	125	0	0	0	0	0	0	0	0	125
Don't know	8	0	0	0	0	0	8	0	0	0	0	0	0	0	0	8
No answer	9	0	0	0	0	0	14	0	0	0	0	0	0	0	0	14
Not applicable	IAP	13626	354	7542	353	5907	8728	2817	2765	2812	4510	2023	2044	1974	2538	57993

D. Having faith in God.

[VAR: IMPGOD]

<u>RESPONSE</u>	<u>PUNCH</u>	<u>YEAR</u>														
		<u>1972-82</u>	<u>1982B</u>	<u>1983-87</u>	<u>1987B</u>	<u>1988-91</u>	<u>1993-98</u>	<u>2000</u>	<u>2002</u>	<u>2004</u>	<u>2006</u>	<u>2008</u>	<u>2010</u>	<u>2012</u>	<u>2014</u>	<u>ALL</u>
One of the most important	1	0	0	0	0	0	733	0	0	0	0	0	0	0	0	733
Very important	2	0	0	0	0	0	506	0	0	0	0	0	0	0	0	506
Somewhat important	3	0	0	0	0	0	189	0	0	0	0	0	0	0	0	189
Not too important	4	0	0	0	0	0	90	0	0	0	0	0	0	0	0	90
Not at all important	5	0	0	0	0	0	68	0	0	0	0	0	0	0	0	68
Don't know	8	0	0	0	0	0	6	0	0	0	0	0	0	0	0	6
No answer	9	0	0	0	0	0	14	0	0	0	0	0	0	0	0	14
Not applicable	IAP	13626	354	7542	353	5907	8728	2817	2765	2812	4510	2023	2044	1974	2538	57993

E. Having nice things.

[VAR: IMPTHNGS]

<u>RESPONSE</u>	<u>PUNCH</u>	<u>YEAR</u>														
		<u>1972-82</u>	<u>1982B</u>	<u>1983-87</u>	<u>1987B</u>	<u>1988-91</u>	<u>1993-98</u>	<u>2000</u>	<u>2002</u>	<u>2004</u>	<u>2006</u>	<u>2008</u>	<u>2010</u>	<u>2012</u>	<u>2014</u>	<u>ALL</u>
One of the most important	1	0	0	0	0	0	69	0	0	0	0	0	0	0	0	69
Very important	2	0	0	0	0	0	343	0	0	0	0	0	0	0	0	343
Somewhat important	3	0	0	0	0	0	736	0	0	0	0	0	0	0	0	736
Not too important	4	0	0	0	0	0	361	0	0	0	0	0	0	0	0	361
Not at all important	5	0	0	0	0	0	76	0	0	0	0	0	0	0	0	76
Don't know	8	0	0	0	0	0	4	0	0	0	0	0	0	0	0	4
No answer	9	0	0	0	0	0	17	0	0	0	0	0	0	0	0	17
Not applicable	IAP	13626	354	7542	353	5907	8728	2817	2765	2812	4510	2023	2044	1974	2538	57993

F. Being cultured.

[VAR: IMPCULTR]

<u>RESPONSE</u>	<u>PUNCH</u>	<u>YEAR</u>														
		<u>1972-82</u>	<u>1982B</u>	<u>1983-87</u>	<u>1987B</u>	<u>1988-91</u>	<u>1993-98</u>	<u>2000</u>	<u>2002</u>	<u>2004</u>	<u>2006</u>	<u>2008</u>	<u>2010</u>	<u>2012</u>	<u>2014</u>	<u>ALL</u>
One of the most important	1	0	0	0	0	0	60	0	0	0	0	0	0	0	0	60
Very important	2	0	0	0	0	0	388	0	0	0	0	0	0	0	0	388
Somewhat important	3	0	0	0	0	0	687	0	0	0	0	0	0	0	0	687
Not too important	4	0	0	0	0	0	333	0	0	0	0	0	0	0	0	333
Not at all important	5	0	0	0	0	0	99	0	0	0	0	0	0	0	0	99
Don't know	8	0	0	0	0	0	20	0	0	0	0	0	0	0	0	20
No answer	9	0	0	0	0	0	19	0	0	0	0	0	0	0	0	19
Not applicable	IAP	13626	354	7542	353	5907	8728	2817	2765	2812	4510	2023	2044	1974	2538	57993

G. Having a fulfilling job.

[VAR: IMPJOB]

<u>RESPONSE</u>	<u>PUNCH</u>	<u>YEAR</u>														
		<u>1972-82</u>	<u>1982B</u>	<u>1983-87</u>	<u>1987B</u>	<u>1988-91</u>	<u>1993-98</u>	<u>2000</u>	<u>2002</u>	<u>2004</u>	<u>2006</u>	<u>2008</u>	<u>2010</u>	<u>2012</u>	<u>2014</u>	<u>ALL</u>
One of the most important	1	0	0	0	0	0	337	0	0	0	0	0	0	0	0	337
Very important	2	0	0	0	0	0	892	0	0	0	0	0	0	0	0	892
Somewhat important	3	0	0	0	0	0	257	0	0	0	0	0	0	0	0	257
Not too important	4	0	0	0	0	0	67	0	0	0	0	0	0	0	0	67
Not at all important	5	0	0	0	0	0	32	0	0	0	0	0	0	0	0	32
Don't know	8	0	0	0	0	0	7	0	0	0	0	0	0	0	0	7
No answer	9	0	0	0	0	0	14	0	0	0	0	0	0	0	0	14
Not applicable	IAP	13626	354	7542	353	5907	8728	2817	2765	2812	4510	2023	2044	1974	2538	57993

H. Being self-sufficient and not having to depend on others.

[VAR: IMPSELF]

<u>RESPONSE</u>	<u>PUNCH</u>	<u>YEAR</u>														
		<u>1972-82</u>	<u>1982B</u>	<u>1983-87</u>	<u>1987B</u>	<u>1988-91</u>	<u>1993-98</u>	<u>2000</u>	<u>2002</u>	<u>2004</u>	<u>2006</u>	<u>2008</u>	<u>2010</u>	<u>2012</u>	<u>2014</u>	<u>ALL</u>
One of the most important	1	0	0	0	0	0	705	0	0	0	0	0	0	0	0	705
Very important	2	0	0	0	0	0	716	0	0	0	0	0	0	0	0	716
Somewhat important	3	0	0	0	0	0	141	0	0	0	0	0	0	0	0	141
Not too important	4	0	0	0	0	0	24	0	0	0	0	0	0	0	0	24
Not at all important	5	0	0	0	0	0	2	0	0	0	0	0	0	0	0	2
Don't know	8	0	0	0	0	0	6	0	0	0	0	0	0	0	0	6
No answer	9	0	0	0	0	0	12	0	0	0	0	0	0	0	0	12
Not applicable	IAP	13626	354	7542	353	5907	8728	2817	2765	2812	4510	2023	2044	1974	2538	57993

REMARKS: Hand Card CD contained responses 1-5.

[VAR: MOSTIMP4] (CONTINUED)

RESPONSE	PUNCH	YEAR														
		<u>1972-82</u>	<u>1982B</u>	<u>1983-87</u>	<u>1987B</u>	<u>1988-91</u>	<u>1993-98</u>	<u>2000</u>	<u>2002</u>	<u>2004</u>	<u>2006</u>	<u>2008</u>	<u>2010</u>	<u>2012</u>	<u>2014</u>	<u>ALL</u>
70	70	0	0	0	0	0	0	0	0	0	0	0	0	0	0	0
71	71	0	0	0	0	0	5	0	0	0	0	0	0	0	0	5
72	72	0	0	0	0	0	0	0	0	0	0	0	0	0	0	0
73	73	0	0	0	0	0	9	0	0	0	0	0	0	0	0	9
74	74	0	0	0	0	0	0	0	0	0	0	0	0	0	0	0
75	75	0	0	0	0	0	1	0	0	0	0	0	0	0	0	1
76	76	0	0	0	0	0	0	0	0	0	0	0	0	0	0	0
77	77	0	0	0	0	0	1	0	0	0	0	0	0	0	0	1
79	79	0	0	0	0	0	1	0	0	0	0	0	0	0	0	1
Other	990	0	0	0	0	0	8	0	0	0	0	0	0	0	0	8
995	995	0	0	0	0	0	1	0	0	0	0	0	0	0	0	1
996	996	0	0	0	0	0	0	0	0	0	0	0	0	0	0	0
Don't know	998	0	0	0	0	0	1	0	0	0	0	0	0	0	0	1
No answer	999	0	0	0	0	0	21	0	0	0	0	0	0	0	0	21
Not applicable	IAP	13626	354	7542	353	5907	10175	2817	2765	2812	4510	2023	2044	1974	2538	59440

REMARKS: Punches given for MOSTIMP1-4 refer to the codes listed below.

EVENT MASTER CODE LIST

AREAS OF DOMESTIC ACTIVITY (INDUSTRIES)

- 01...Atomic Energy or Nuclear Power; Nuclear Reactors; Nuclear Waste; Safe/Unsafe (Fear of Nuclear War/Arms Race--Code 77)
- 02...Medicine; Health Care; General Development And Specific Advances/Inventions (Polio Vaccines)
- 03...Communication/Media; Television; Radio; Telephone; Transportation: General level of development or specific Advances/Inventions (Jet Planes, Etc.)
- 05...Education; More/Less OR Better/Worse (Desegregation/Busing--Code 32)
- 06...Space Exploration; Moon Landing; Shuttle Flights; NASA Accomplishments and Problems/Failures; Effects on Life
- 18...Computers/Robotics; Other Electronic/Technological/Automation Advantages or Problems; More/Less jobs due to changes resulting from use of Computers/Robotics/Automation.
- 19...Technological Changes in Home and Daily Living, NEC/Indoor Plumbing (Telephone, Television--Code 03)

U.S. ECONOMY IN GENERAL

- 21...Depression of 1930s; "Stock Market Crash of '29" (Include Negative Effects on all Aspects of Life Caused by The Depression)
- 22...Social Security, Any Mentions; Creation of Social Security System
- 23...Unemployment (Except 18 or 21); Employment; Labor Unions
- 24...Farm Problems; Crops/Livestock; Farm Prices/Subsidies; Physical/Financial Hardships; Incl. Technological Changes in Farming; Grain Embargo
- 25...Oil Industry -- General or Specific References; Oil Embargo; Oil or Gasoline Shortages
- 26...Environment; Mentions of Improvements/Worsening in air, water, Endangered Species, Etc.
- 29...Other Recent or Current Mentions of Economic Difficulties; Including Recession/Inflation/Prices
- 30...Other Recent or Current Mentions or Economic Improvements
- 150..Welfare State; Government Help/Programs to Assist and Care for People; Positive mentions

OTHER DOMESTIC ISSUES AND SOCIETAL CHANGES

- 31...Women's Movement/ERA/Geraldine Ferraro/Pro Abortion (All Positive Mentions Only)
- 32...Civil Rights/Racial Issues; Desegregation/Affirmative Action
- 33...Women's Movement/Anti-Abortion (All Negative Mentions Only)
- 34...Civil Rights: (Negative Mentions Only)
- 35...AIDS epidemic
- 36...Rodney King Beating; Los Angeles Rebellion
- 37...Negative Attitudinal Change (Use Code 39 If It Applies)
- 38...Positive Attitudinal Change

39...Moral Decline In Society; Social Revolution; Drug Use; Crime, Lack of Patriotism; Loss of Prayer in the Schools

40...Religion (Positive Mentions Only)

SIGNIFICANT LEADERSHIP

(General Reference--Code the specific changes Affected by leaders under topic area)

41...Presidency/Administration of FRANKLIN D. ROOSEVELT; FDR

42...Assassination of JOHN KENNEDY; "JFK" (See also Code 49)

43...Leadership or Assassination of DR. MARTIN LUTHER KING (If emphasis is on advances in Civil Rights, Code 32)

44...Presidency/Administration/Resignation of NIXON (WATERGATE)

45...Election/Administration of REAGAN

46...Presidency/Administration of TRUMAN

47...Election of Present/Polish Pope (JOHN PAUL)

48...Presidency/Administration of CARTER

49...Presidency/Administration of KENNEDY (SEE CODE 42 for Murder)

140..Presidency/Administration of EISENHOWER

141..Presidency/Administration of JOHNSON

142..Presidency/Administration of FORD

143..Presidency/Administration of BUSH

144..Presidency/Administration of CLINTON

INTERNATIONAL RELATIONS/ISSUES (EXCEPT ARMED CONFLICT)

50...Fall of Communism/Breakup of USSR/Fall of Berlin Wall/End of Cold War

51...Persian Gulf Conflict/Iraq/Desert Storm/Saddam Hussein

52...Reunification of Germany

53...Somalia Famine/Rescue Mission in Somalia

54...War in Yugoslavia/Bosnia/Serbia

55...Miscellaneous Foreign (Not Elsewhere Classified)

61...World Hunger/Famine; INCL. "Live Aid"/Ethiopian Famine (Except Somalia, SEE CODE 53)

62...Immigration in USA; Foreigners Taking Jobs

63...Olympics; Include 1980 Boycott (Munich Terrorist Attack CODE 75)

64...Israel; Creation of State in 1948; U.S. Treaties and Relationship with Israel (See Also CODE 76)

65...South Africa; Apartheid

66...U.S.S.R. (Russia); U.S. Relations With U.S.S.R. (Except 67 and 77); Cold War; "Spread of Communism,"
NES; NOTE CODE 50)

67...Shooting Down of Korean Airliner KAL007

68...Peace Movement; Concern For World Peace

69...United Nations; Creation/Success of/Failure

WAR AND ARMED CONFLICTS/WEAPONS DEVELOPMENT

70...World War I (The Great War)

71...World War II; Pearl Harbor; Hiroshima/Nagasaki (If Emphasis on Development of Atomic Weapons, CODE 77)

72...Korean War

73...Viet Nam War

74...Central American Conflict; Panama/Grenada Invasion

75...Terrorism/Hostage Crises; Iran Hostages; Hijackings

76...Middle East Conflict; Lebanon/Libya/Palestinians; Iran-Iraq War

77...Nuclear War/Arms Race; Fear of Nuclear War; "Star Wars;" Salt II Treaty; Arms Limitations Agreements; Atomic or Neutron Bomb Development; Cuban Missile Crisis

79...War in General (Include here mentions of 2 or more specific wars)

FOR ANSWERS 140-145 AND 150 SEE ABOVE.

MISCELLANEOUS

990...Other

995...Purely Personal Event Mentions

996..."None;" No Historical Event Important to Respondent

998...Don't Know; "Can't Think of Any"

999...Not Ascertained (Including Questions Skipped In Error or Answered Too Vague or Unclear to Code)

480. A. Could you tell me your major field of study (while you were) in college?

[VAR: COLMAJR1]

<u>RESPONSE</u>	<u>PUNCH</u>	<u>YEAR</u>														
		<u>1972-82</u>	<u>1982B</u>	<u>1983-87</u>	<u>1987B</u>	<u>1988-91</u>	<u>1993-98</u>	<u>2000</u>	<u>2002</u>	<u>2004</u>	<u>2006</u>	<u>2008</u>	<u>2010</u>	<u>2012</u>	<u>2014</u>	<u>ALL</u>
None	0	0	0	0	0	0	22	0	0	0	0	0	0	0	0	22
English, Literature	1	0	0	0	0	0	47	0	0	0	0	0	0	0	0	47
Foreign language	2	0	0	0	0	0	4	0	0	0	0	0	0	0	0	4
Fine Arts (art, music, drama)	3	0	0	0	0	0	52	0	0	0	0	0	0	0	0	52
Other humanities	4	0	0	0	0	0	12	0	0	0	0	0	0	0	0	12
Economics	5	0	0	0	0	0	22	0	0	0	0	0	0	0	0	22
Psychology	6	0	0	0	0	0	38	0	0	0	0	0	0	0	0	38
Government/Civics	7	0	0	0	0	0	12	0	0	0	0	0	0	0	0	12
Other Social Studies	8	0	0	0	0	0	37	0	0	0	0	0	0	0	0	37
Mathematics	9	0	0	0	0	0	30	0	0	0	0	0	0	0	0	30
Science	10	0	0	0	0	0	84	0	0	0	0	0	0	0	0	84
Other	11	0	0	0	0	0	125	0	0	0	0	0	0	0	0	125
Business	12	0	0	0	0	0	145	0	0	0	0	0	0	0	0	145
Education	13	0	0	0	0	0	55	0	0	0	0	0	0	0	0	55
Engineering	14	0	0	0	0	0	36	0	0	0	0	0	0	0	0	36
Other vocational	15	0	0	0	0	0	67	0	0	0	0	0	0	0	0	67
No answer	99	0	0	0	0	0	8	0	0	0	0	0	0	0	0	8
Not applicable (Punches 0-12, 98, in EDUC)	IAP	13626	354	7542	353	5907	9538	2817	2765	2812	4510	2023	2044	1974	2538	58803

[VAR: COLMAJR2]

<u>RESPONSE</u>	<u>PUNCH</u>	<u>YEAR</u>														
		<u>1972-82</u>	<u>1982B</u>	<u>1983-87</u>	<u>1987B</u>	<u>1988-91</u>	<u>1993-98</u>	<u>2000</u>	<u>2002</u>	<u>2004</u>	<u>2006</u>	<u>2008</u>	<u>2010</u>	<u>2012</u>	<u>2014</u>	<u>ALL</u>
None	0	0	0	0	0	0	0	0	0	0	0	0	0	0	0	0
English, Literature	1	0	0	0	0	0	0	0	0	0	0	0	0	0	0	0
Foreign language	2	0	0	0	0	0	2	0	0	0	0	0	0	0	0	2
Fine Arts (art, music, drama)	3	0	0	0	0	0	2	0	0	0	0	0	0	0	0	2
Other humanities	4	0	0	0	0	0	1	0	0	0	0	0	0	0	0	1
Economics	5	0	0	0	0	0	1	0	0	0	0	0	0	0	0	1
Psychology	6	0	0	0	0	0	5	0	0	0	0	0	0	0	0	5
Government/Civics	7	0	0	0	0	0	0	0	0	0	0	0	0	0	0	0
Other Social Studies	8	0	0	0	0	0	5	0	0	0	0	0	0	0	0	5
Mathematics	9	0	0	0	0	0	6	0	0	0	0	0	0	0	0	6
Science	10	0	0	0	0	0	5	0	0	0	0	0	0	0	0	5
Other	11	0	0	0	0	0	16	0	0	0	0	0	0	0	0	16
Business	12	0	0	0	0	0	15	0	0	0	0	0	0	0	0	15
Education	13	0	0	0	0	0	17	0	0	0	0	0	0	0	0	17
Engineering	14	0	0	0	0	0	6	0	0	0	0	0	0	0	0	6
Other vocational	15	0	0	0	0	0	10	0	0	0	0	0	0	0	0	10
No answer	99	0	0	0	0	0	8	0	0	0	0	0	0	0	0	8
Not applicable (Punches 0-12 98, in EDUC)	IAP	13626	354	7542	353	5907	10235	2817	2765	2812	4510	2023	2044	1974	2538	59500

REMARK: No order of preference nor concentration in college majors can be inferred from the answers to these questions. When higher-respondents chose more than one college major, the choice with the lower-numbered value was entered in COLMAJR1 and the choice with the numbered value was entered in COLMAJR2.

B. When you were in high school/In high school], what (was/is) your favorite course or subject?

[VAR: HSCLASS1]

<u>RESPONSE</u>	<u>PUNCH</u>	<u>YEAR</u>														
		<u>1972-82</u>	<u>1982B</u>	<u>1983-87</u>	<u>1987B</u>	<u>1988-91</u>	<u>1993-98</u>	<u>2000</u>	<u>2002</u>	<u>2004</u>	<u>2006</u>	<u>2008</u>	<u>2010</u>	<u>2012</u>	<u>2014</u>	<u>ALL</u>
None	0	0	0	0	0	0	141	0	0	0	0	0	0	0	0	141
English, Literature	1	0	0	0	0	0	297	0	0	0	0	0	0	0	0	297
Foreign language	2	0	0	0	0	0	27	0	0	0	0	0	0	0	0	27
Fine Arts (art, music, drama)	3	0	0	0	0	0	112	0	0	0	0	0	0	0	0	112
Other humanities	4	0	0	0	0	0	25	0	0	0	0	0	0	0	0	25
Economics	5	0	0	0	0	0	23	0	0	0	0	0	0	0	0	23
Psychology	6	0	0	0	0	0	15	0	0	0	0	0	0	0	0	15
Government/Civics	7	0	0	0	0	0	51	0	0	0	0	0	0	0	0	51
Other Social Studies	8	0	0	0	0	0	134	0	0	0	0	0	0	0	0	134
Mathematics	9	0	0	0	0	0	295	0	0	0	0	0	0	0	0	295
Science	10	0	0	0	0	0	119	0	0	0	0	0	0	0	0	119
Other	11	0	0	0	0	0	144	0	0	0	0	0	0	0	0	144
Business	12	0	0	0	0	0	50	0	0	0	0	0	0	0	0	50
Education	13	0	0	0	0	0	0	0	0	0	0	0	0	0	0	0
Engineering	14	0	0	0	0	0	1	0	0	0	0	0	0	0	0	1
Other vocational	15	0	0	0	0	0	26	0	0	0	0	0	0	0	0	26
No answer	99	0	0	0	0	0	7	0	0	0	0	0	0	0	0	7
Not applicable (Punches 0-8, 98, in EDUC)	IAP	13626	354	7542	353	5907	8867	2817	2765	2812	4510	2023	2044	1974	2538	58132

[VAR: HSCLASS2]

<u>RESPONSE</u>	<u>PUNCH</u>	<u>YEAR</u>														
		<u>1972-82</u>	<u>1982B</u>	<u>1983-87</u>	<u>1987B</u>	<u>1988-91</u>	<u>1993-98</u>	<u>2000</u>	<u>2002</u>	<u>2004</u>	<u>2006</u>	<u>2008</u>	<u>2010</u>	<u>2012</u>	<u>2014</u>	<u>ALL</u>
None	0	0	0	0	0	0	0	0	0	0	0	0	0	0	0	0
English, Literature	1	0	0	0	0	0	0	0	0	0	0	0	0	0	0	0
Foreign language	2	0	0	0	0	0	4	0	0	0	0	0	0	0	0	4
Fine Arts (art, music, drama)	3	0	0	0	0	0	21	0	0	0	0	0	0	0	0	21
Other humanities	4	0	0	0	0	0	3	0	0	0	0	0	0	0	0	3
Economics	5	0	0	0	0	0	3	0	0	0	0	0	0	0	0	3
Psychology	6	0	0	0	0	0	10	0	0	0	0	0	0	0	0	10
Government/Civics	7	0	0	0	0	0	8	0	0	0	0	0	0	0	0	8
Other Social Studies	8	0	0	0	0	0	29	0	0	0	0	0	0	0	0	29
Mathematics	9	0	0	0	0	0	64	0	0	0	0	0	0	0	0	64
Science	10	0	0	0	0	0	69	0	0	0	0	0	0	0	0	69
Other	11	0	0	0	0	0	61	0	0	0	0	0	0	0	0	61
Business	12	0	0	0	0	0	10	0	0	0	0	0	0	0	0	10
Education	13	0	0	0	0	0	1	0	0	0	0	0	0	0	0	1
Engineering	14	0	0	0	0	0	4	0	0	0	0	0	0	0	0	4
Other vocational	15	0	0	0	0	0	11	0	0	0	0	0	0	0	0	11
No answer	99	0	0	0	0	0	5	0	0	0	0	0	0	0	0	5
Not applicable (Punches 0-8, 98, in EDUC)	IAP	13626	354	7542	353	5907	10031	2817	2765	2812	4510	2023	2044	1974	2538	59296

REMARKS: No order of preference nor concentration in high school subjects can be inferred from the answers to these questions. When respondents chose more than one high school subject, the choice with the lower-numbered value was entered in HSCLASS1 and the choice with the higher-numbered value was entered in HSCLASS2

**The 1994 Topical Module: Family Mobility
(MALIVE1-SBIND80)**

481. Is your mother alive?

[VAR: MALIVE1]

<u>RESPONSE</u>	<u>PUNCH</u>	<u>YEAR</u>														
		<u>1972-82</u>	<u>1982B</u>	<u>1983-87</u>	<u>1987B</u>	<u>1988-91</u>	<u>1993-98</u>	<u>2000</u>	<u>2002</u>	<u>2004</u>	<u>2006</u>	<u>2008</u>	<u>2010</u>	<u>2012</u>	<u>2014</u>	<u>ALL</u>
Yes	1	0	0	0	0	0	949	0	0	0	0	0	0	0	0	949
No	2	0	0	0	0	0	556	0	0	0	0	0	0	0	0	556
Don't know	8	0	0	0	0	0	6	0	0	0	0	0	0	0	0	6
No answer	9	0	0	0	0	0	7	0	0	0	0	0	0	0	0	7
Not applicable	IAP	13626	354	7542	353	5907	8816	2817	2765	2812	4510	2023	2044	1974	2538	58081

482. Now, we'd like to ask about your parents. In what year was your mother born?

[VAR: MAYRBORN]

<u>RESPONSE</u>	<u>PUNCH</u>	<u>YEAR</u>														
		<u>1972-82</u>	<u>1982B</u>	<u>1983-87</u>	<u>1987B</u>	<u>1988-91</u>	<u>1993-98</u>	<u>2000</u>	<u>2002</u>	<u>2004</u>	<u>2006</u>	<u>2008</u>	<u>2010</u>	<u>2012</u>	<u>2014</u>	<u>ALL</u>
1860-1869	1860-1869	0	0	0	0	0	1	0	0	0	0	0	0	0	0	1
1870-1879	1870-1879	0	0	0	0	0	15	0	0	0	0	0	0	0	0	15
1880-1889	1880-1889	0	0	0	0	0	57	0	0	0	0	0	0	0	0	57
1890-1899	1890-1899	0	0	0	0	0	88	0	0	0	0	0	0	0	0	88
1900-1909	1900-1909	0	0	0	0	0	128	0	0	0	0	0	0	0	0	128
1910-1919	1910-1919	0	0	0	0	0	207	0	0	0	0	0	0	0	0	207
1920-1929	1920-1929	0	0	0	0	0	310	0	0	0	0	0	0	0	0	310
1930-1939	1930-1939	0	0	0	0	0	248	0	0	0	0	0	0	0	0	248
1940-1949	1940-1949	0	0	0	0	0	208	0	0	0	0	0	0	0	0	208
1950-1959	1950-1959	0	0	0	0	0	47	0	0	0	0	0	0	0	0	47
1960+	1960-1994	0	0	0	0	0	0	0	0	0	0	0	0	0	0	0
Don't know	9998	0	0	0	0	0	199	0	0	0	0	0	0	0	0	199
No answer	9999	0	0	0	0	0	10	0	0	0	0	0	0	0	0	10
Not applicable	IAP	13626	354	7542	353	5907	8816	2817	2765	2812	4510	2023	2044	1974	2538	58081

REMARKS: The collapsed numbers are for convenience of display only.

483. In what year did she die?

[VAR: MAYRDIED]

<u>RESPONSE</u>	<u>PUNCH</u>	<u>YEAR</u>														
		<u>1972-82</u>	<u>1982B</u>	<u>1983-87</u>	<u>1987B</u>	<u>1988-91</u>	<u>1993-98</u>	<u>2000</u>	<u>2002</u>	<u>2004</u>	<u>2006</u>	<u>2008</u>	<u>2010</u>	<u>2012</u>	<u>2014</u>	<u>ALL</u>
1900-1909	1900-1909	0	0	0	0	0	0	0	0	0	0	0	0	0	0	0
1910-1919	1910-1919	0	0	0	0	0	3	0	0	0	0	0	0	0	0	3
1920-1929	1920-1929	0	0	0	0	0	10	0	0	0	0	0	0	0	0	10
1930-1939	1930-1939	0	0	0	0	0	13	0	0	0	0	0	0	0	0	13
1940-1949	1940-1949	0	0	0	0	0	26	0	0	0	0	0	0	0	0	26
1950-1959	1950-1959	0	0	0	0	0	44	0	0	0	0	0	0	0	0	44
1960-1969	1960-1969	0	0	0	0	0	64	0	0	0	0	0	0	0	0	64
1970-1979	1970-1979	0	0	0	0	0	109	0	0	0	0	0	0	0	0	109
1980-1989	1980-1989	0	0	0	0	0	171	0	0	0	0	0	0	0	0	171
1990+	1990-1994	0	0	0	0	0	70	0	0	0	0	0	0	0	0	70
Don't know	9998	0	0	0	0	0	45	0	0	0	0	0	0	0	0	45
No answer	9999	0	0	0	0	0	8	0	0	0	0	0	0	0	0	8
Not applicable (Punch 1 in MALIVE1)	IAP	13626	354	7542	353	5907	9771	2817	2765	2812	4510	2023	2044	1974	2538	59036

REMARKS: The collapsed numbers are for convenience of display only.

484. Is your father still living?

[VAR: PALIVE1]

<u>RESPONSE</u>	<u>PUNCH</u>	<u>YEAR</u>														
		<u>1972-82</u>	<u>1982B</u>	<u>1983-87</u>	<u>1987B</u>	<u>1988-91</u>	<u>1993-98</u>	<u>2000</u>	<u>2002</u>	<u>2004</u>	<u>2006</u>	<u>2008</u>	<u>2010</u>	<u>2012</u>	<u>2014</u>	<u>ALL</u>
Yes	1	0	0	0	0	0	697	0	0	0	0	0	0	0	0	697
No	2	0	0	0	0	0	777	0	0	0	0	0	0	0	0	777
Don't know	8	0	0	0	0	0	37	0	0	0	0	0	0	0	0	37
No answer	9	0	0	0	0	0	7	0	0	0	0	0	0	0	0	7
Not applicable	IAP	13626	354	7542	353	5907	8816	2817	2765	2812	4510	2023	2044	1974	2538	58081

485. In what year was your father born?

[VAR: PAYRBORN]

<u>RESPONSE</u>	<u>PUNCH</u>	<u>YEAR</u>														
		<u>1972-82</u>	<u>1982B</u>	<u>1983-87</u>	<u>1987B</u>	<u>1988-91</u>	<u>1993-98</u>	<u>2000</u>	<u>2002</u>	<u>2004</u>	<u>2006</u>	<u>2008</u>	<u>2010</u>	<u>2012</u>	<u>2014</u>	<u>ALL</u>
1850-1859	1859-1859	0	0	0	0	0	1	0	0	0	0	0	0	0	0	1
1860-1869	1860-1869	0	0	0	0	0	7	0	0	0	0	0	0	0	0	7
1870-1879	1870-1879	0	0	0	0	0	26	0	0	0	0	0	0	0	0	26
1880-1889	1880-1889	0	0	0	0	0	75	0	0	0	0	0	0	0	0	75
1890-1899	1890-1899	0	0	0	0	0	103	0	0	0	0	0	0	0	0	103
1900-1909	1900-1909	0	0	0	0	0	138	0	0	0	0	0	0	0	0	138
1910-1919	1910-1919	0	0	0	0	0	238	0	0	0	0	0	0	0	0	238
1920-1929	1920-1929	0	0	0	0	0	271	0	0	0	0	0	0	0	0	271
1930-1939	1930-1939	0	0	0	0	0	241	0	0	0	0	0	0	0	0	241
1940-1949	1940-1949	0	0	0	0	0	145	0	0	0	0	0	0	0	0	145
1950-1959	1950-1959	0	0	0	0	0	23	0	0	0	0	0	0	0	0	23
1960+	1960-1994	0	0	0	0	0	1	0	0	0	0	0	0	0	0	1
Don't know	9998	0	0	0	0	0	237	0	0	0	0	0	0	0	0	237
No answer	9999	0	0	0	0	0	12	0	0	0	0	0	0	0	0	12
Not applicable	IAP	13626	354	7542	353	5907	8816	2817	2765	2812	4510	2023	2044	1974	2538	58081

REMARKS: The collapsed numbers are for convenience of display only.

486. In what year did he die?

[VAR: PAYRDIED]

RESPONSE	PUNCH	YEAR														
		1972-82	1982B	1983-87	1987B	1988-91	1993-98	2000	2002	2004	2006	2008	2010	2012	2014	ALL
1900-1909	1900-1909	0	0	0	0	0	1	0	0	0	0	0	0	0	0	1
1910-1919	1910-1919	0	0	0	0	0	2	0	0	0	0	0	0	0	0	2
1920-1929	1920-1929	0	0	0	0	0	14	0	0	0	0	0	0	0	0	14
1930-1939	1930-1939	0	0	0	0	0	31	0	0	0	0	0	0	0	0	31
1940-1949	1940-1949	0	0	0	0	0	43	0	0	0	0	0	0	0	0	43
1950-1959	1950-1959	0	0	0	0	0	55	0	0	0	0	0	0	0	0	55
1960-1969	1960-1969	0	0	0	0	0	116	0	0	0	0	0	0	0	0	116
1970-1979	1970-1979	0	0	0	0	0	178	0	0	0	0	0	0	0	0	178
1980-1989	1980-1989	0	0	0	0	0	186	0	0	0	0	0	0	0	0	186
1990+	1990-1994	0	0	0	0	0	90	0	0	0	0	0	0	0	0	90
Don't know	9998	0	0	0	0	0	59	0	0	0	0	0	0	0	0	59
No answer	9999	0	0	0	0	0	9	0	0	0	0	0	0	0	0	9
Not applicable (Punch 1 in PALIVE1)	IAP	13626	354	7542	353	5907	9550	2817	2765	2812	4510	2023	2044	1974	2538	58815

REMARKS: The collapsed numbers are for convenience of display only.

- 487-489. A. Now, I have some questions about your education and work. You completed (HIGHEST COMPLETED LEVEL OF SCHOOL). In what month and year did you complete that year of school?
- B. We would like to know about the first, full-time civilian job you had after you completed your highest grade in school. Do include full-time work in a family business or farm, even if you were working without pay. What kind of work were you doing? That is, what (is/was) your job called?

OCCUPATION: [See REMARKS]

- C. **IF NOT ALREADY ANSWERED, ASK:** What (do/did) you actually do in that job? Tell me what (are/were) some of your main duties?
- D. What kind of place (do/did) you work for?

INDUSTRY: [See REMARKS]

- E. **IF NOT ALREADY ANSWERED, ASK:** What (do/did) they (make/do)?
- F. **IF ALREADY ANSWERED, CODE WITHOUT ASKING:** (Are/Were) you self-employed or (do/did) you work for someone else?
- G. In what month and year did you begin this job? Report the month and year in which you actually began this job, even if you started the job before you completed your highest grade in school.

REMARKS: The above questions are not coded but are used to code occupation, prestige, and industry. This survey uses the 1980 U.S. Bureau of the Census 3 digit occupation and industry classifications and the 1989 NORC/GSS prestige scores. The categories used to classify occupation, prestige, and industry can be found in Appendices F-H. The distributions starting with NEVERWK are for first digit of each of the three codes, except that missing value codes are collapsed with blanks. See Appendix T, GSS Methodological Report No. 59.

487. RESPONDENT'S DATE OF FINISHING EDUCATION

[VAR: DATESCH]

RESPONSE	PUNCH	YEAR														
		<u>1972-82</u>	<u>1982B</u>	<u>1983-87</u>	<u>1987B</u>	<u>1988-91</u>	<u>1993-98</u>	<u>2000</u>	<u>2002</u>	<u>2004</u>	<u>2006</u>	<u>2008</u>	<u>2010</u>	<u>2012</u>	<u>2014</u>	<u>ALL</u>
0101-1999	0101-1999	0	0	0	0	0	4	0	0	0	0	0	0	0	0	4
2001-2999	2001-2999	0	0	0	0	0	24	0	0	0	0	0	0	0	0	24
3001-3999	3001-3999	0	0	0	0	0	85	0	0	0	0	0	0	0	0	85
4001-4999	4001-4999	0	0	0	0	0	128	0	0	0	0	0	0	0	0	128
5001-5999	5001-5999	0	0	0	0	0	138	0	0	0	0	0	0	0	0	138
6001-6999	6001-6999	0	0	0	0	0	185	0	0	0	0	0	0	0	0	185
7001-7999	7001-7999	0	0	0	0	0	323	0	0	0	0	0	0	0	0	323
8001-8999	8001-8999	0	0	0	0	0	344	0	0	0	0	0	0	0	0	344
9001-9499	9001-9499	0	0	0	0	0	267	0	0	0	0	0	0	0	0	267
Don't know	9998	0	0	0	0	0	0	0	0	0	0	0	0	0	0	0
No answer	9999	0	0	0	0	0	20	0	0	0	0	0	0	0	0	20
Not applicable	IAP	13626	354	7542	353	5907	8816	2817	2765	2812	4510	2023	2044	1974	2538	58081

REMARKS: DATESCH is a four digit variable. The first two digits record the last two digits of the year, while the last two digits record the month. The collapsed numbers are for convenience of display only.

488. RESPONDENT'S WORK HISTORY

[VAR: NEVERWK]

<u>RESPONSE</u>	<u>PUNCH</u>	<u>YEAR</u>														
		<u>1972-82</u>	<u>1982B</u>	<u>1983-87</u>	<u>1987B</u>	<u>1988-91</u>	<u>1993-98</u>	<u>2000</u>	<u>2002</u>	<u>2004</u>	<u>2006</u>	<u>2008</u>	<u>2010</u>	<u>2012</u>	<u>2014</u>	<u>ALL</u>
Never worked or never worked at a full-time civilian job since completing school	1	0	0	0	0	0	113	0	0	0	0	0	0	0	0	113
Worked	2	0	0	0	0	0	1394	0	0	0	0	0	0	0	0	1394
Don't know	8	0	0	0	0	0	0	0	0	0	0	0	0	0	0	0
No answer	9	0	0	0	0	0	11	0	0	0	0	0	0	0	0	11
Not applicable	IAP	13626	354	7542	353	5907	8816	2817	2765	2812	4510	2023	2044	1974	2538	58081

489. Respondent's First Occupation, Prestige, and Industry

RESPONDENT'S FIRST OCCUPATION

[VAR: OCCFIRST]

<u>RESPONSE</u>	<u>PUNCH</u>	<u>YEAR</u>														
		<u>1972-82</u>	<u>1982B</u>	<u>1983-87</u>	<u>1987B</u>	<u>1988-91</u>	<u>1993-98</u>	<u>2000</u>	<u>2002</u>	<u>2004</u>	<u>2006</u>	<u>2008</u>	<u>2010</u>	<u>2012</u>	<u>2014</u>	<u>ALL</u>
Managerial and professional specialty	1	0	0	0	0	0	249	0	0	0	0	0	0	0	0	249
Technical, sales, and administrative support	2	0	0	0	0	0	462	0	0	0	0	0	0	0	0	462
Service	3	0	0	0	0	0	238	0	0	0	0	0	0	0	0	238
Farming, forest, and fishing	4	0	0	0	0	0	78	0	0	0	0	0	0	0	0	78
Precision production, craft, and repair	5	0	0	0	0	0	105	0	0	0	0	0	0	0	0	105
Operators, fabricators, and laborers	6	0	0	0	0	0	236	0	0	0	0	0	0	0	0	236
Not applicable, No answer, Don't know (Punch 1 in NEVERWK)	IAP	13626	354	7542	353	5907	8966	2817	2765	2812	4510	2023	2044	1974	2538	58231

PRESTIGE OF RESPONDENT'S FIRST OCCUPATION

[VAR: PRESFRST]

<u>RESPONSE</u>	<u>PUNCH</u>	<u>YEAR</u>														
		<u>1972-82</u>	<u>1982B</u>	<u>1983-87</u>	<u>1987B</u>	<u>1988-91</u>	<u>1993-98</u>	<u>2000</u>	<u>2002</u>	<u>2004</u>	<u>2006</u>	<u>2008</u>	<u>2010</u>	<u>2012</u>	<u>2014</u>	<u>ALL</u>
10 - 19	1	0	0	0	0	0	22	0	0	0	0	0	0	0	0	22
20 - 29	2	0	0	0	0	0	355	0	0	0	0	0	0	0	0	355
30 - 39	3	0	0	0	0	0	352	0	0	0	0	0	0	0	0	352
40 - 49	4	0	0	0	0	0	333	0	0	0	0	0	0	0	0	333
50 - 59	5	0	0	0	0	0	101	0	0	0	0	0	0	0	0	101
60 - 69	6	0	0	0	0	0	164	0	0	0	0	0	0	0	0	164
70 - 79	7	0	0	0	0	0	37	0	0	0	0	0	0	0	0	37
80 - 89	8	0	0	0	0	0	4	0	0	0	0	0	0	0	0	4
Not applicable (Punch 1 in NEVERWK) No answer	IAP	13626	354	7542	353	5907	8966	2817	2765	2812	4510	2023	2044	1974	2538	58231

RESPONDENT'S EMPLOYMENT STATUS IN FIRST OCCUPATION

[VAR: WRKSLFST]

<u>RESPONSE</u>	<u>PUNCH</u>	<u>YEAR</u>														
		<u>1972-82</u>	<u>1982B</u>	<u>1983-87</u>	<u>1987B</u>	<u>1988-91</u>	<u>1993-98</u>	<u>2000</u>	<u>2002</u>	<u>2004</u>	<u>2006</u>	<u>2008</u>	<u>2010</u>	<u>2012</u>	<u>2014</u>	<u>ALL</u>
Self-employed	1	0	0	0	0	0	63	0	0	0	0	0	0	0	0	63
Someone else	2	0	0	0	0	0	1317	0	0	0	0	0	0	0	0	1317
Don't know	8	0	0	0	0	0	0	0	0	0	0	0	0	0	0	0
No answer	9	0	0	0	0	0	25	0	0	0	0	0	0	0	0	25
Not applicable (Punch 1 in NEVERWK)	IAP	13626	354	7542	353	5907	8929	2817	2765	2812	4510	2023	2044	1974	2538	58194

RESPONDENT'S INDUSTRY IN FIRST OCCUPATION

[VAR: INDFIRST]

<u>RESPONSE</u>	<u>PUNCH</u>	<u>YEAR</u>														
		<u>1972-82</u>	<u>1982B</u>	<u>1983-87</u>	<u>1987B</u>	<u>1988-91</u>	<u>1993-98</u>	<u>2000</u>	<u>2002</u>	<u>2004</u>	<u>2006</u>	<u>2008</u>	<u>2010</u>	<u>2012</u>	<u>2014</u>	<u>ALL</u>
Agriculture, Forestry, and Fisheries	1	0	0	0	0	0	81	0	0	0	0	0	0	0	0	81
Mining	2	0	0	0	0	0	5	0	0	0	0	0	0	0	0	5
Construction	3	0	0	0	0	0	52	0	0	0	0	0	0	0	0	52
Manufacturing	4	0	0	0	0	0	281	0	0	0	0	0	0	0	0	281
Transportation, Communications, and other Public Utilities	5	0	0	0	0	0	63	0	0	0	0	0	0	0	0	63
Wholesale and Retail Trade	6	0	0	0	0	0	345	0	0	0	0	0	0	0	0	345
Finance, Insurance, and Real Estate	7	0	0	0	0	0	72	0	0	0	0	0	0	0	0	72
Business and Repair Services	8	0	0	0	0	0	46	0	0	0	0	0	0	0	0	46
Personal Services	9	0	0	0	0	0	62	0	0	0	0	0	0	0	0	62
Entertainment and Recreation Services	10	0	0	0	0	0	17	0	0	0	0	0	0	0	0	17
Professional and Related Services	11	0	0	0	0	0	286	0	0	0	0	0	0	0	0	286
Public Administration	12	0	0	0	0	0	65	0	0	0	0	0	0	0	0	65
Not applicable (Punch 1 in NEVERWK) No answer	IAP	13626	354	7542	353	5907	8959	2817	2765	2812	4510	2023	2044	1974	2538	58224

DATE RESPONDENT BEGAN FIRST OCCUPATION

[VAR: DATEFRST]

<u>RESPONSE</u>	<u>PUNCH</u>	<u>YEAR</u>														
		<u>1972-82</u>	<u>1982B</u>	<u>1983-87</u>	<u>1987B</u>	<u>1988-91</u>	<u>1993-98</u>	<u>2000</u>	<u>2002</u>	<u>2004</u>	<u>2006</u>	<u>2008</u>	<u>2010</u>	<u>2012</u>	<u>2014</u>	<u>ALL</u>
0101-1999	0101-1999	0	0	0	0	0	2	0	0	0	0	0	0	0	2	
2001-2999	2001-2999	0	0	0	0	0	18	0	0	0	0	0	0	0	18	
3001-3999	3001-3999	0	0	0	0	0	67	0	0	0	0	0	0	0	67	
4001-4999	4001-4999	0	0	0	0	0	102	0	0	0	0	0	0	0	102	
5001-5999	5001-5999	0	0	0	0	0	127	0	0	0	0	0	0	0	127	
6001-6999	6001-6999	0	0	0	0	0	205	0	0	0	0	0	0	0	205	
7001-7999	7001-7999	0	0	0	0	0	337	0	0	0	0	0	0	0	337	
8001-8999	8001-8999	0	0	0	0	0	319	0	0	0	0	0	0	0	319	
9001-9499	9001-9499	0	0	0	0	0	132	0	0	0	0	0	0	0	132	
Don't know	9998	0	0	0	0	0	56	0	0	0	0	0	0	0	56	
No answer	9999	0	0	0	0	0	35	0	0	0	0	0	0	0	35	
Not applicable (Punch 1 in NEVERWK)	IAP	13626	354	7542	353	5907	8934	2817	2765	2812	4510	2023	2044	1974	2538	58199

REMARKS: DATEFRST is a four digit variable. The first two digits record the last two digits of the year, while the last two digits record the month. The collapsed numbers are for convenience of display only.

490. Now I'd like to turn to something a bit different. This section is about reasoning abilities, that is, about how people think. Most people take tests of their reasoning abilities and there is a lot of interest in how these abilities may change over time. What I'd like you to do is tell me how two things are alike.

A. In what way are an orange and a banana alike?

[VAR: ALIKE1]

<u>RESPONSE</u>	<u>PUNCH</u>	<u>YEAR</u>														
		<u>1972-82</u>	<u>1982B</u>	<u>1983-87</u>	<u>1987B</u>	<u>1988-91</u>	<u>1993-98</u>	<u>2000</u>	<u>2002</u>	<u>2004</u>	<u>2006</u>	<u>2008</u>	<u>2010</u>	<u>2012</u>	<u>2014</u>	<u>ALL</u>
Incorrect	0	0	0	0	0	0	179	0	0	0	0	0	0	0	179	
Partly correct	1	0	0	0	0	0	354	0	0	0	0	0	0	0	354	
Correct	2	0	0	0	0	0	2410	0	0	0	0	0	0	0	2410	
Don't know	8	0	0	0	0	0	31	0	0	0	0	0	0	0	31	
No answer	9	0	0	0	0	0	18	0	0	0	0	0	0	0	18	
Not applicable	IAP	13626	354	7542	353	5907	7342	2817	2765	2812	4510	2023	2044	1974	2538	56607

B. In what way are a dog and a lion alike?

[VAR: ALIKE2]

<u>RESPONSE</u>	<u>PUNCH</u>	<u>YEAR</u>														
		<u>1972-82</u>	<u>1982B</u>	<u>1983-87</u>	<u>1987B</u>	<u>1988-91</u>	<u>1993-98</u>	<u>2000</u>	<u>2002</u>	<u>2004</u>	<u>2006</u>	<u>2008</u>	<u>2010</u>	<u>2012</u>	<u>2014</u>	<u>ALL</u>
Incorrect	0	0	0	0	0	0	505	0	0	0	0	0	0	0	0	505
Partly correct	1	0	0	0	0	0	499	0	0	0	0	0	0	0	0	499
Correct	2	0	0	0	0	0	1928	0	0	0	0	0	0	0	0	1928
Don't know	8	0	0	0	0	0	39	0	0	0	0	0	0	0	0	39
No answer	9	0	0	0	0	0	21	0	0	0	0	0	0	0	0	21
Not applicable	IAP	13626	354	7542	353	5907	7342	2817	2765	2812	4510	2023	2044	1974	2538	56607

C. In what way are an eye and an ear alike?

[VAR: ALIKE3]

<u>RESPONSE</u>	<u>PUNCH</u>	<u>YEAR</u>														
		<u>1972-82</u>	<u>1982B</u>	<u>1983-87</u>	<u>1987B</u>	<u>1988-91</u>	<u>1993-98</u>	<u>2000</u>	<u>2002</u>	<u>2004</u>	<u>2006</u>	<u>2008</u>	<u>2010</u>	<u>2012</u>	<u>2014</u>	<u>ALL</u>
Incorrect	0	0	0	0	0	0	466	0	0	0	0	0	0	0	0	466
Partly correct	1	0	0	0	0	0	998	0	0	0	0	0	0	0	0	998
Correct	2	0	0	0	0	0	1422	0	0	0	0	0	0	0	0	1422
Don't know	8	0	0	0	0	0	83	0	0	0	0	0	0	0	0	83
No answer	9	0	0	0	0	0	23	0	0	0	0	0	0	0	0	23
Not applicable	IAP	13626	354	7542	353	5907	7342	2817	2765	2812	4510	2023	2044	1974	2538	56607

D. In what way are an egg and a seed alike?

[VAR: ALIKE4]

<u>RESPONSE</u>	<u>PUNCH</u>	<u>YEAR</u>														
		<u>1972-82</u>	<u>1982B</u>	<u>1983-87</u>	<u>1987B</u>	<u>1988-91</u>	<u>1993-98</u>	<u>2000</u>	<u>2002</u>	<u>2004</u>	<u>2006</u>	<u>2008</u>	<u>2010</u>	<u>2012</u>	<u>2014</u>	<u>ALL</u>
Incorrect	0	0	0	0	0	0	828	0	0	0	0	0	0	0	0	828
Partly correct	1	0	0	0	0	0	1107	0	0	0	0	0	0	0	0	1107
Correct	2	0	0	0	0	0	820	0	0	0	0	0	0	0	0	820
Don't know	8	0	0	0	0	0	208	0	0	0	0	0	0	0	0	208
No answer	9	0	0	0	0	0	29	0	0	0	0	0	0	0	0	29
Not applicable	IAP	13626	354	7542	353	5907	7342	2817	2765	2812	4510	2023	2044	1974	2538	56607

E. In what way are a table and a chair alike?

[VAR: ALIKE5]

<u>RESPONSE</u>	<u>PUNCH</u>	<u>YEAR</u>														
		<u>1972-82</u>	<u>1982B</u>	<u>1983-87</u>	<u>1987B</u>	<u>1988-91</u>	<u>1993-98</u>	<u>2000</u>	<u>2002</u>	<u>2004</u>	<u>2006</u>	<u>2008</u>	<u>2010</u>	<u>2012</u>	<u>2014</u>	<u>ALL</u>
Incorrect	0	0	0	0	0	0	1446	0	0	0	0	0	0	0	0	1446
Partly correct	1	0	0	0	0	0	264	0	0	0	0	0	0	0	0	264
Correct	2	0	0	0	0	0	1187	0	0	0	0	0	0	0	0	1187
Don't know	8	0	0	0	0	0	71	0	0	0	0	0	0	0	0	71
No answer	9	0	0	0	0	0	24	0	0	0	0	0	0	0	0	24
Not applicable	IAP	13626	354	7542	353	5907	7342	2817	2765	2812	4510	2023	2044	1974	2538	56607

F. In what way are work and play alike?

[VAR: ALIKE6]

<u>RESPONSE</u>	<u>PUNCH</u>	<u>YEAR</u>														
		<u>1972-82</u>	<u>1982B</u>	<u>1983-87</u>	<u>1987B</u>	<u>1988-91</u>	<u>1993-98</u>	<u>2000</u>	<u>2002</u>	<u>2004</u>	<u>2006</u>	<u>2008</u>	<u>2010</u>	<u>2012</u>	<u>2014</u>	<u>ALL</u>
Incorrect	0	0	0	0	0	0	1149	0	0	0	0	0	0	0	0	1149
Partly correct	1	0	0	0	0	0	1480	0	0	0	0	0	0	0	0	1480
Correct	2	0	0	0	0	0	178	0	0	0	0	0	0	0	0	178
Don't know	8	0	0	0	0	0	160	0	0	0	0	0	0	0	0	160
No answer	9	0	0	0	0	0	25	0	0	0	0	0	0	0	0	25
Not applicable	IAP	13626	354	7542	353	5907	7342	2817	2765	2812	4510	2023	2044	1974	2538	56607

G. In what way are a fly and a tree alike?

[VAR: ALIKE7]

<u>RESPONSE</u>	<u>PUNCH</u>	<u>YEAR</u>														
		<u>1972-82</u>	<u>1982B</u>	<u>1983-87</u>	<u>1987B</u>	<u>1988-91</u>	<u>1993-98</u>	<u>2000</u>	<u>2002</u>	<u>2004</u>	<u>2006</u>	<u>2008</u>	<u>2010</u>	<u>2012</u>	<u>2014</u>	<u>ALL</u>
Incorrect	0	0	0	0	0	0	1410	0	0	0	0	0	0	0	0	1410
Partly correct	1	0	0	0	0	0	387	0	0	0	0	0	0	0	0	387
Correct	2	0	0	0	0	0	631	0	0	0	0	0	0	0	0	631
Don't know	8	0	0	0	0	0	530	0	0	0	0	0	0	0	0	530
No answer	9	0	0	0	0	0	34	0	0	0	0	0	0	0	0	34
Not applicable	IAP	13626	354	7542	353	5907	7342	2817	2765	2812	4510	2023	2044	1974	2538	56607

H. In what way are praise and punishment alike?

[VAR: ALIKE8]

<u>RESPONSE</u>	<u>PUNCH</u>	<u>YEAR</u>														
		<u>1972-82</u>	<u>1982B</u>	<u>1983-87</u>	<u>1987B</u>	<u>1988-91</u>	<u>1993-98</u>	<u>2000</u>	<u>2002</u>	<u>2004</u>	<u>2006</u>	<u>2008</u>	<u>2010</u>	<u>2012</u>	<u>2014</u>	<u>ALL</u>
Incorrect	0	0	0	0	0	0	1760	0	0	0	0	0	0	0	0	1760
Partly correct	1	0	0	0	0	0	620	0	0	0	0	0	0	0	0	620
Correct	2	0	0	0	0	0	283	0	0	0	0	0	0	0	0	283
Don't know	8	0	0	0	0	0	301	0	0	0	0	0	0	0	0	301
No answer	9	0	0	0	0	0	28	0	0	0	0	0	0	0	0	28
Not applicable	IAP	13626	354	7542	353	5907	7342	2817	2765	2812	4510	2023	2044	1974	2538	56607

REMARKS: See Appendix D for an explanation of how the respondent's verbal answers were recoded into the response categories above.

491. Have you been married more than once?

[VAR: MARNUM]

<u>RESPONSE</u>	<u>PUNCH</u>	<u>YEAR</u>														
		<u>1972-82</u>	<u>1982B</u>	<u>1983-87</u>	<u>1987B</u>	<u>1988-91</u>	<u>1993-98</u>	<u>2000</u>	<u>2002</u>	<u>2004</u>	<u>2006</u>	<u>2008</u>	<u>2010</u>	<u>2012</u>	<u>2014</u>	<u>ALL</u>
Yes	1	0	0	0	0	0	310	0	0	0	0	0	0	0	0	310
No	2	0	0	0	0	0	889	0	0	0	0	0	0	0	0	889
Don't know	8	0	0	0	0	0	0	0	0	0	0	0	0	0	0	0
No answer	9	0	0	0	0	0	4	0	0	0	0	0	0	0	0	4
Not applicable (Punch 5 in MARITAL)	IAP	13626	354	7542	353	5907	9131	2817	2765	2812	4510	2023	2044	1974	2538	58396

492. Now, I have some questions about your (first/former) (husband/wife). In what year was your (first/former) (husband/wife) born?

[VAR: FSTSPYR]

RESPONSE	PUNCH	YEAR														
		1972-82	1982B	1983-87	1987B	1988-91	1993-98	2000	2002	2004	2006	2008	2010	2012	2014	ALL
Pre 1900	-1899	0	0	0	0	0	5	0	0	0	0	0	0	0	0	5
1900-1909	1900-1909	0	0	0	0	0	16	0	0	0	0	0	0	0	0	16
1910-1919	1910-1919	0	0	0	0	0	58	0	0	0	0	0	0	0	0	58
1920-1929	1920-1929	0	0	0	0	0	63	0	0	0	0	0	0	0	0	63
1930-1939	1930-1939	0	0	0	0	0	75	0	0	0	0	0	0	0	0	75
1940-1949	1940-1949	0	0	0	0	0	91	0	0	0	0	0	0	0	0	91
1950-1959	1950-1959	0	0	0	0	0	140	0	0	0	0	0	0	0	0	140
1960-1969	1960-1969	0	0	0	0	0	65	0	0	0	0	0	0	0	0	65
1970-1979	1970-1979	0	0	0	0	0	2	0	0	0	0	0	0	0	0	2
Don't know	9998	0	0	0	0	0	48	0	0	0	0	0	0	0	0	48
No answer	9999	0	0	0	0	0	42	0	0	0	0	0	0	0	0	42
Not applicable (Punches 2 8 in MARNUM and Punches 2 3 or 4 in MARITAL or Punch 5 in MARITAL)	IAP	13626	354	7542	353	5907	9729	2817	2765	2812	4510	2023	2044	1974	2538	58994

REMARKS: The collapsed numbers are for convenience of display only.

493-494. A. What is the highest grade in elementary school or high school that your (first/former) (husband/wife) finished and got credit for? CODE EXACT GRADE.

IF FINISHED 9TH - 12TH GRADE OR DON'T KNOW:

- B. Did (s/he) ever get a high school diploma or a GED certificate?
- C. Did (s/he) ever complete one or more years of college for credit--not including schooling such as business college, technical or vocational school?

IF YES TO C:

- How many years did (s/he) complete?
- Does (s/he) have any college degrees?

IF YES TO [2]:

- What degree or degrees? CODE HIGHEST DEGREE EARNED

493. RESPONDENT'S FIRST SPOUSE'S EDUCATION

[VAR: FSTSPEDC]

RESPONSE	PUNCH	YEAR														
		1972-82	1982B	1983-87	1987B	1988-91	1993-98	2000	2002	2004	2006	2008	2010	2012	2014	ALL
No formal schooling	0	0	0	0	0	0	0	0	0	0	0	0	0	0	0	0
1st grade	1	0	0	0	0	0	0	0	0	0	0	0	0	0	0	0
2nd grade	2	0	0	0	0	0	0	0	0	0	0	0	0	0	0	0
3rd grade	3	0	0	0	0	0	1	0	0	0	0	0	0	0	0	1
4th grade	4	0	0	0	0	0	0	0	0	0	0	0	0	0	0	0
5th grade	5	0	0	0	0	0	4	0	0	0	0	0	0	0	0	4
6th grade	6	0	0	0	0	0	10	0	0	0	0	0	0	0	0	10
7th grade	7	0	0	0	0	0	9	0	0	0	0	0	0	0	0	9
8th grade	8	0	0	0	0	0	26	0	0	0	0	0	0	0	0	26
9th grade	9	0	0	0	0	0	15	0	0	0	0	0	0	0	0	15
10th grade	10	0	0	0	0	0	30	0	0	0	0	0	0	0	0	30
11th grade	11	0	0	0	0	0	23	0	0	0	0	0	0	0	0	23
12th grade	12	0	0	0	0	0	227	0	0	0	0	0	0	0	0	227
[See REMARKS]																
1 year of college	13	0	0	0	0	0	24	0	0	0	0	0	0	0	0	24
2 years	14	0	0	0	0	0	49	0	0	0	0	0	0	0	0	49
3 years	15	0	0	0	0	0	12	0	0	0	0	0	0	0	0	12
4 years	16	0	0	0	0	0	47	0	0	0	0	0	0	0	0	47
5 years	17	0	0	0	0	0	6	0	0	0	0	0	0	0	0	6
6 years	18	0	0	0	0	0	8	0	0	0	0	0	0	0	0	8
7 years	19	0	0	0	0	0	4	0	0	0	0	0	0	0	0	4
8 years	20	0	0	0	0	0	11	0	0	0	0	0	0	0	0	11
Don't know	98	0	0	0	0	0	50	0	0	0	0	0	0	0	0	50
No answer	99	0	0	0	0	0	4	0	0	0	0	0	0	0	0	4
Not applicable (Punches 2 8 in MARNUM and Punches 2 3 or 4 in MARITAL or Punch 5 in MARITAL)	97	13626	354	7542	353	5907	9774	2817	2765	2812	4510	2023	2044	1974	2538	59039

REMARKS: See Appendix D: Recodes, for a discussion of original format of FSTSPEDC.

494. RESPONDENT'S FIRST SPOUSE'S DEGREE

[VAR: FSTSPDEG]

<u>RESPONSE</u>	<u>PUNCH</u>	<u>YEAR</u>														
		<u>1972-82</u>	<u>1982B</u>	<u>1983-87</u>	<u>1987B</u>	<u>1988-91</u>	<u>1993-98</u>	<u>2000</u>	<u>2002</u>	<u>2004</u>	<u>2006</u>	<u>2008</u>	<u>2010</u>	<u>2012</u>	<u>2014</u>	<u>ALL</u>
Less than high school	0	0	0	0	0	0	119	0	0	0	0	0	0	0	0	119
High school	1	0	0	0	0	0	309	0	0	0	0	0	0	0	0	309
Associate/Junior college	2	0	0	0	0	0	20	0	0	0	0	0	0	0	0	20
Bachelor's	3	0	0	0	0	0	48	0	0	0	0	0	0	0	0	48
Graduate	4	0	0	0	0	0	24	0	0	0	0	0	0	0	0	24
Don't know	8	0	0	0	0	0	34	0	0	0	0	0	0	0	0	34
No answer	9	0	0	0	0	0	6	0	0	0	0	0	0	0	0	6
Not applicable (Punches 2, 8 in MARNUM and Punches 2, 3, 4 or 5 in MARITAL)	7	13626	354	7542	353	5907	9774	2817	2765	2812	4510	2023	2044	1974	2538	59039

REMARKS: See Appendix D: Recodes for a discussion of the original format of FSTSPDEG.

495. What is the highest grade or year of regular school that your (first/former) (husband's/wife's) father ever completed?
CODE EXACT GRADE.

[VAR: FSTSPPED]

RESPONSE	PUNCH	YEAR														
		1972-82	1982B	1983-87	1987B	1988-91	1993-98	2000	2002	2004	2006	2008	2010	2012	2014	ALL
No formal schooling	0	0	0	0	0	0	5	0	0	0	0	0	0	0	0	5
1st grade	1	0	0	0	0	0	1	0	0	0	0	0	0	0	0	1
2nd grade	2	0	0	0	0	0	0	0	0	0	0	0	0	0	0	0
3rd grade	3	0	0	0	0	0	4	0	0	0	0	0	0	0	0	4
4th grade	4	0	0	0	0	0	4	0	0	0	0	0	0	0	0	4
5th grade	5	0	0	0	0	0	4	0	0	0	0	0	0	0	0	4
6th grade	6	0	0	0	0	0	9	0	0	0	0	0	0	0	0	9
7th grade	7	0	0	0	0	0	4	0	0	0	0	0	0	0	0	4
8th grade	8	0	0	0	0	0	26	0	0	0	0	0	0	0	0	26
9th grade	9	0	0	0	0	0	6	0	0	0	0	0	0	0	0	6
10th grade	10	0	0	0	0	0	8	0	0	0	0	0	0	0	0	8
11th grade	11	0	0	0	0	0	5	0	0	0	0	0	0	0	0	5
12th grade	12	0	0	0	0	0	106	0	0	0	0	0	0	0	0	106
1 year of college	13	0	0	0	0	0	0	0	0	0	0	0	0	0	0	0
2 years of college	14	0	0	0	0	0	8	0	0	0	0	0	0	0	0	8
3 years of college	15	0	0	0	0	0	0	0	0	0	0	0	0	0	0	0
4 years of college	16	0	0	0	0	0	15	0	0	0	0	0	0	0	0	15
5 years of college	17	0	0	0	0	0	1	0	0	0	0	0	0	0	0	1
6 years of college	18	0	0	0	0	0	5	0	0	0	0	0	0	0	0	5
7 years of college	19	0	0	0	0	0	2	0	0	0	0	0	0	0	0	2
8 years of college	20	0	0	0	0	0	6	0	0	0	0	0	0	0	0	6
Don't know	98	0	0	0	0	0	330	0	0	0	0	0	0	0	0	330
No answer	99	0	0	0	0	0	55	0	0	0	0	0	0	0	0	55
Not applicable (Punches 2 8 in MARNUM and Punches 2 3 or 4 in MARITAL or Punch 5 in MARITAL)	97	13626	354	7542	353	5907	9730	2817	2765	2812	4510	2023	2044	1974	2538	58995

496. What is the highest grade or year of regular school that your (first/former) (husband's/wife's) mother ever completed?
CODE EXACT GRADE.

[VAR: FSTSPMED]

RESPONSE	PUNCH	YEAR														
		1972-82	1982B	1983-87	1987B	1988-91	1993-98	2000	2002	2004	2006	2008	2010	2012	2014	ALL
No formal schooling	0	0	0	0	0	0	5	0	0	0	0	0	0	0	0	5
1st grade	1	0	0	0	0	0	0	0	0	0	0	0	0	0	0	0
2nd grade	2	0	0	0	0	0	1	0	0	0	0	0	0	0	0	1
3rd grade	3	0	0	0	0	0	6	0	0	0	0	0	0	0	0	6
4th grade	4	0	0	0	0	0	5	0	0	0	0	0	0	0	0	5
5th grade	5	0	0	0	0	0	2	0	0	0	0	0	0	0	0	2
6th grade	6	0	0	0	0	0	1	0	0	0	0	0	0	0	0	1
7th grade	7	0	0	0	0	0	2	0	0	0	0	0	0	0	0	2
8th grade	8	0	0	0	0	0	29	0	0	0	0	0	0	0	0	29
9th grade	9	0	0	0	0	0	2	0	0	0	0	0	0	0	0	2
10th grade	10	0	0	0	0	0	5	0	0	0	0	0	0	0	0	5
11th grade	11	0	0	0	0	0	3	0	0	0	0	0	0	0	0	3
12th grade	12	0	0	0	0	0	138	0	0	0	0	0	0	0	0	138
1 year of college	13	0	0	0	0	0	3	0	0	0	0	0	0	0	0	3
2 years of college	14	0	0	0	0	0	13	0	0	0	0	0	0	0	0	13
3 years of college	15	0	0	0	0	0	2	0	0	0	0	0	0	0	0	2
4 years of college	16	0	0	0	0	0	14	0	0	0	0	0	0	0	0	14
5 years of college	17	0	0	0	0	0	3	0	0	0	0	0	0	0	0	3
6 years of college	18	0	0	0	0	0	2	0	0	0	0	0	0	0	0	2
7 years of college	19	0	0	0	0	0	1	0	0	0	0	0	0	0	0	1
8 years of college	20	0	0	0	0	0	0	0	0	0	0	0	0	0	0	0
Don't know	98	0	0	0	0	0	311	0	0	0	0	0	0	0	0	311
No answer	99	0	0	0	0	0	57	0	0	0	0	0	0	0	0	57
Not applicable (Punches 2 8 in MARNUM and Punches 2 3 or 4 in MARITAL or Punch 5 in MARITAL)	97	13626	354	7542	353	5907	9729	2817	2765	2812	4510	2023	2044	1974	2538	58994

497. How old were you when your (current) marriage began?

[VAR: AGEWEDCR]

RESPONSE	PUNCH	YEAR														
		1972-82	1982B	1983-87	1987B	1988-91	1993-98	2000	2002	2004	2006	2008	2010	2012	2014	ALL
10-19	10-19	0	0	0	0	0	3	0	0	0	0	0	0	0	0	3
20-29	20-29	0	0	0	0	0	58	0	0	0	0	0	0	0	0	58
30-39	30-39	0	0	0	0	0	62	0	0	0	0	0	0	0	0	62
40-49	40-49	0	0	0	0	0	23	0	0	0	0	0	0	0	0	23
50-59	50-59	0	0	0	0	0	15	0	0	0	0	0	0	0	0	15
60-69	60-69	0	0	0	0	0	9	0	0	0	0	0	0	0	0	9
70-79	70-79	0	0	0	0	0	3	0	0	0	0	0	0	0	0	3
80-89	80-89	0	0	0	0	0	0	0	0	0	0	0	0	0	0	0
Don't know	98	0	0	0	0	0	0	0	0	0	0	0	0	0	0	0
No answer	99	0	0	0	0	0	8	0	0	0	0	0	0	0	0	8
Not applicable (Punches 2-5 in MARITAL)	IAP	13626	354	7542	353	5907	10153	2817	2765	2812	4510	2023	2044	1974	2538	59418

REMARKS: The collapsed numbers are for convenience of display only.

498. Now I have some questions about your (current) (husband/wife). In what year was your (husband/wife) born?

[VAR: SPYRBORN]

RESPONSE	PUNCH	YEAR														
		1972-82	1982B	1983-87	1987B	1988-91	1993-98	2000	2002	2004	2006	2008	2010	2012	2014	ALL
1900-1909	1900-1909	0	0	0	0	0	5	0	0	0	0	0	0	0	0	5
1910-1919	1910-1919	0	0	0	0	0	42	0	0	0	0	0	0	0	0	42
1920-1929	1920-1929	0	0	0	0	0	78	0	0	0	0	0	0	0	0	78
1930-1939	1930-1939	0	0	0	0	0	100	0	0	0	0	0	0	0	0	100
1940-1949	1940-1949	0	0	0	0	0	136	0	0	0	0	0	0	0	0	136
1950-1959	1950-1959	0	0	0	0	0	213	0	0	0	0	0	0	0	0	213
1960-1969	1960-1969	0	0	0	0	0	145	0	0	0	0	0	0	0	0	145
1970-1979	1970-1979	0	0	0	0	0	20	0	0	0	0	0	0	0	0	20
Don't know	9998	0	0	0	0	0	2	0	0	0	0	0	0	0	0	2
No answer	9999	0	0	0	0	0	38	0	0	0	0	0	0	0	0	38
Not applicable (Punches 2-5 in MARITAL)	IAP	13626	354	7542	353	5907	9555	2817	2765	2812	4510	2023	2044	1974	2538	58820

REMARKS: The collapsed numbers are for convenience of display only.

499. Has your (husband/wife) been married more than once?

[VAR: SPMARNUM]

RESPONSE	PUNCH	YEAR														ALL
		1972-82	1982B	1983-87	1987B	1988-91	1993-98	2000	2002	2004	2006	2008	2010	2012	2014	
Yes	1	0	0	0	0	0	171	0	0	0	0	0	0	0	0	171
No	2	0	0	0	0	0	576	0	0	0	0	0	0	0	0	576
Don't know	8	0	0	0	0	0	0	0	0	0	0	0	0	0	0	0
No answer	9	0	0	0	0	0	32	0	0	0	0	0	0	0	0	32
Not applicable (Punches 2-5 in MARITAL)	IAP	13626	354	7542	353	5907	9555	2817	2765	2812	4510	2023	2044	1974	2538	58820

500. Was your (husband/wife) living with both (his/her) own mother and father around the time (s/he) was 16? (IF NO:
With whom was (he/she) living around that time?) IF HUSBAND/WIFE MARRIED OR LEFT HOME BY AGE 16,
PROBE FOR BEFORE THAT.

[VAR: SPFAM16]

RESPONSE	PUNCH	YEAR														ALL
		1972-82	1982B	1983-87	1987B	1988-91	1993-98	2000	2002	2004	2006	2008	2010	2012	2014	
Both own mother and father	1	0	0	0	0	0	584	0	0	0	0	0	0	0	0	584
Father and stepmother	2	0	0	0	0	0	19	0	0	0	0	0	0	0	0	19
Mother and stepfather	3	0	0	0	0	0	31	0	0	0	0	0	0	0	0	31
Father--no mother or stepmother	4	0	0	0	0	0	16	0	0	0	0	0	0	0	0	16
Mother--no father or stepfather	5	0	0	0	0	0	73	0	0	0	0	0	0	0	0	73
Some other <u>male relative</u> (no female head) (SPECIFY)	6	0	0	0	0	0	1	0	0	0	0	0	0	0	0	1
Some other <u>female relative</u> (no male head) (SPECIFY)	7	0	0	0	0	0	7	0	0	0	0	0	0	0	0	7
Other arrangement with <u>both</u> male and female <u>relatives</u> (e.g., aunt and uncle, grandparents)	8	0	0	0	0	0	12	0	0	0	0	0	0	0	0	12
Other (SPECIFY)	0	0	0	0	0	0	19	0	0	0	0	0	0	0	0	19
No answer	9	0	0	0	0	0	17	0	0	0	0	0	0	0	0	17
Not applicable (Punches 2-5 in MARITAL)	IAP	13626	354	7542	353	5907	9555	2817	2765	2812	4510	2023	2044	1974	2538	58820

501. A. What is the highest grade or year of regular school that your (husband's/wife's) father ever completed?
CODE EXACTGRADE.

[VAR: SPPAEDUC]

RESPONSE	PUNCH	YEAR														
		1972-82	1982B	1983-87	1987B	1988-91	1993-98	2000	2002	2004	2006	2008	2010	2012	2014	ALL
No formal school	0	0	0	0	0	0	6	0	0	0	0	0	0	0	0	6
1st grade	1	0	0	0	0	0	0	0	0	0	0	0	0	0	0	0
2nd grade	2	0	0	0	0	0	3	0	0	0	0	0	0	0	0	3
3rd grade	3	0	0	0	0	0	6	0	0	0	0	0	0	0	0	6
4th grade	4	0	0	0	0	0	6	0	0	0	0	0	0	0	0	6
5th grade	5	0	0	0	0	0	6	0	0	0	0	0	0	0	0	6
6th grade	6	0	0	0	0	0	23	0	0	0	0	0	0	0	0	23
7th grade	7	0	0	0	0	0	7	0	0	0	0	0	0	0	0	7
8th grade	8	0	0	0	0	0	74	0	0	0	0	0	0	0	0	74
9th grade	9	0	0	0	0	0	9	0	0	0	0	0	0	0	0	9
10th grade	10	0	0	0	0	0	14	0	0	0	0	0	0	0	0	14
11th grade	11	0	0	0	0	0	9	0	0	0	0	0	0	0	0	9
12th grade	12	0	0	0	0	0	165	0	0	0	0	0	0	0	0	165
1 year of college	13	0	0	0	0	0	11	0	0	0	0	0	0	0	0	11
2 years of college	14	0	0	0	0	0	27	0	0	0	0	0	0	0	0	27
3 years of college	15	0	0	0	0	0	3	0	0	0	0	0	0	0	0	3
4 years of college	16	0	0	0	0	0	55	0	0	0	0	0	0	0	0	55
5 years of college	17	0	0	0	0	0	4	0	0	0	0	0	0	0	0	4
6 years of college	18	0	0	0	0	0	15	0	0	0	0	0	0	0	0	15
7 years of college	19	0	0	0	0	0	3	0	0	0	0	0	0	0	0	3
8 years of college	20	0	0	0	0	0	6	0	0	0	0	0	0	0	0	6
Don't know	98	0	0	0	0	0	207	0	0	0	0	0	0	0	0	207
No answer	99	0	0	0	0	0	23	0	0	0	0	0	0	0	0	23
Not applicable (Punches 2-5 in MARITAL or Punches 5 and 7 in SPFAM16)	IAP	13626	354	7542	353	5907	9652	2817	2765	2812	4510	2023	2044	1974	2538	58917

- B. What is the highest grade or year of regular school that your (husband's/wife's) mother ever completed?
CODE EXACT GRADE.

[VAR: SPMAEDUC]

RESPONSE	PUNCH	YEAR														
		1972-82	1982B	1983-87	1987B	1988-91	1993-98	2000	2002	2004	2006	2008	2010	2012	2014	ALL
No formal school	0	0	0	0	0	0	6	0	0	0	0	0	0	0	0	6
1st grade	1	0	0	0	0	0	0	0	0	0	0	0	0	0	0	0
2nd grade	2	0	0	0	0	0	1	0	0	0	0	0	0	0	0	1
3rd grade	3	0	0	0	0	0	5	0	0	0	0	0	0	0	0	5
4th grade	4	0	0	0	0	0	4	0	0	0	0	0	0	0	0	4
5th grade	5	0	0	0	0	0	7	0	0	0	0	0	0	0	0	7
6th grade	6	0	0	0	0	0	10	0	0	0	0	0	0	0	0	10
7th grade	7	0	0	0	0	0	4	0	0	0	0	0	0	0	0	4
8th grade	8	0	0	0	0	0	60	0	0	0	0	0	0	0	0	60
9th grade	9	0	0	0	0	0	17	0	0	0	0	0	0	0	0	17
10th grade	10	0	0	0	0	0	15	0	0	0	0	0	0	0	0	15
11th grade	11	0	0	0	0	0	6	0	0	0	0	0	0	0	0	6
12th grade	12	0	0	0	0	0	255	0	0	0	0	0	0	0	0	255
1 year of college	13	0	0	0	0	0	8	0	0	0	0	0	0	0	0	8
2 years of college	14	0	0	0	0	0	33	0	0	0	0	0	0	0	0	33
3 years of college	15	0	0	0	0	0	5	0	0	0	0	0	0	0	0	5
4 years of college	16	0	0	0	0	0	45	0	0	0	0	0	0	0	0	45
5 years of college	17	0	0	0	0	0	2	0	0	0	0	0	0	0	0	2
6 years of college	18	0	0	0	0	0	9	0	0	0	0	0	0	0	0	9
7 years of college	19	0	0	0	0	0	0	0	0	0	0	0	0	0	0	0
8 years of college	20	0	0	0	0	0	2	0	0	0	0	0	0	0	0	2
Don't know	98	0	0	0	0	0	222	0	0	0	0	0	0	0	0	222
No answer	99	0	0	0	0	0	29	0	0	0	0	0	0	0	0	29
Not applicable (Punches 2-5 in MARITAL and Punches 4 and 6 in SPFAM16)	IAP	13626	354	7542	353	5907	9589	2817	2765	2812	4510	2023	2044	1974	2538	58854

502. A. Now we would like to find out what kind of work your (husband's/wife's) father (OR SUBSTITUTE) did when your (husband/wife) was about 16 years old. What kind of work was your (husband's/wife's) father (OR SUBSTITUTE) doing? That is, what was (his/her) job called?

OCCUPATION: [See REMARKS]

- B. IF NOT ALREADY ANSWERED, ASK: What did (he/she) actually do in that job? Tell me what were some of (his/her) main duties?
- C. What kind of place did (he/she) work for?

INDUSTRY: [See REMARKS]

- D. IF NOT ALREADY ANSWERED, ASK: What did they (make/do)?
- E. IF ALREADY ANSWERED, CODE WITHOUT ASKING: Was (he/she) self-employed or did (he/she) work for someone else?

REMARKS: The above questions are not coded but are used to code occupation, prestige, and industry. This survey uses the 1980 U.S. Bureau of the Census 3 digit occupation and industry classifications and the 1989 NORC/GSS prestige scores. The categories used to classify occupation, prestige, and industry can be found in Appendices F-H. The distributions given below for first digit of each of the three codes. See Appendix T, GSS Methodological Report No. 59

SPOUSE'S OCCUPATION

[VAR: SPHEDOCC]

<u>RESPONSE</u>	<u>PUNCH</u>	<u>YEAR</u>														
		<u>1972-82</u>	<u>1982B</u>	<u>1983-87</u>	<u>1987B</u>	<u>1988-91</u>	<u>1993-98</u>	<u>2000</u>	<u>2002</u>	<u>2004</u>	<u>2006</u>	<u>2008</u>	<u>2010</u>	<u>2012</u>	<u>2014</u>	<u>ALL</u>
Managerial and professional specialty	1	0	0	0	0	0	126	0	0	0	0	0	0	0	0	126
Technical, sales, and administrative support	2	0	0	0	0	0	80	0	0	0	0	0	0	0	0	80
Service	3	0	0	0	0	0	58	0	0	0	0	0	0	0	0	58
Farming, forest, and fishing	4	0	0	0	0	0	105	0	0	0	0	0	0	0	0	105
Precision production, craft, and repair	5	0	0	0	0	0	133	0	0	0	0	0	0	0	0	133
Operators, fabricators, and laborers	6	0	0	0	0	0	126	0	0	0	0	0	0	0	0	126
Not applicable, No answer, Don't know	IAP	13626	354	7542	353	5907	9706	2817	2765	2812	4510	2023	2044	1974	2538	58971

PRESTIGE OF SPOUSE'S OCCUPATION

[VAR: SPHEDPRE]

<u>RESPONSE</u>	<u>PUNCH</u>	<u>YEAR</u>														
		<u>1972-82</u>	<u>1982B</u>	<u>1983-87</u>	<u>1987B</u>	<u>1988-91</u>	<u>1993-98</u>	<u>2000</u>	<u>2002</u>	<u>2004</u>	<u>2006</u>	<u>2008</u>	<u>2010</u>	<u>2012</u>	<u>2014</u>	<u>ALL</u>
10 - 19	10 - 19	0	0	0	0	0	0	0	0	0	0	0	0	0	0	0
20 - 29	20 - 29	0	0	0	0	0	90	0	0	0	0	0	0	0	0	90
30 - 39	30 - 39	0	0	0	0	0	151	0	0	0	0	0	0	0	0	151
40 - 49	40 - 49	0	0	0	0	0	235	0	0	0	0	0	0	0	0	235
50 - 59	50 - 59	0	0	0	0	0	78	0	0	0	0	0	0	0	0	78
60 - 69	60 - 69	0	0	0	0	0	59	0	0	0	0	0	0	0	0	59
70 - 79	70 - 79	0	0	0	0	0	13	0	0	0	0	0	0	0	0	13
80 - 89	80 - 89	0	0	0	0	0	2	0	0	0	0	0	0	0	0	2
Not applicable, No answer	IAP	13626	354	7542	353	5907	9706	2817	2765	2812	4510	2023	2044	1974	2538	58971

SPOUSE'S EMPLOYMENT STATUS

[VAR: SPHEDSLF]

<u>RESPONSE</u>	<u>PUNCH</u>	<u>YEAR</u>														
		<u>1972-82</u>	<u>1982B</u>	<u>1983-87</u>	<u>1987B</u>	<u>1988-91</u>	<u>1993-98</u>	<u>2000</u>	<u>2002</u>	<u>2004</u>	<u>2006</u>	<u>2008</u>	<u>2010</u>	<u>2012</u>	<u>2014</u>	<u>ALL</u>
Self-employed	1	0	0	0	0	0	191	0	0	0	0	0	0	0	0	191
Someone else	2	0	0	0	0	0	465	0	0	0	0	0	0	0	0	465
Don't know	8	0	0	0	0	0	38	0	0	0	0	0	0	0	0	38
No answer	9	0	0	0	0	0	67	0	0	0	0	0	0	0	0	67
Not applicable	IAP	13626	354	7542	353	5907	9573	2817	2765	2812	4510	2023	2044	1974	2538	58838

SPOUSE'S INDUSTRY

[VAR: SPHEDIND]

<u>RESPONSE</u>	<u>PUNCH</u>	<u>YEAR</u>														
		<u>1972-82</u>	<u>1982B</u>	<u>1983-87</u>	<u>1987B</u>	<u>1988-91</u>	<u>1993-98</u>	<u>2000</u>	<u>2002</u>	<u>2004</u>	<u>2006</u>	<u>2008</u>	<u>2010</u>	<u>2012</u>	<u>2014</u>	<u>ALL</u>
Agriculture, Forestry, and Fisheries	1	0	0	0	0	0	102	0	0	0	0	0	0	0	0	102
Mining	2	0	0	0	0	0	19	0	0	0	0	0	0	0	0	19
Construction	3	0	0	0	0	0	67	0	0	0	0	0	0	0	0	67
Manufacturing	4	0	0	0	0	0	170	0	0	0	0	0	0	0	0	170
Transportation, Communications, and other Public Utilities	5	0	0	0	0	0	72	0	0	0	0	0	0	0	0	72
Wholesale and Retail Trade	6	0	0	0	0	0	76	0	0	0	0	0	0	0	0	76
Finance, Insurance, and Real Estate	7	0	0	0	0	0	13	0	0	0	0	0	0	0	0	13
Business and Repair Services	8	0	0	0	0	0	16	0	0	0	0	0	0	0	0	16
Personal Services	9	0	0	0	0	0	10	0	0	0	0	0	0	0	0	10
Entertainment and Recreation Services	10	0	0	0	0	0	6	0	0	0	0	0	0	0	0	6
Professional and Related Services	11	0	0	0	0	0	44	0	0	0	0	0	0	0	0	44
Public Administration	12	0	0	0	0	0	49	0	0	0	0	0	0	0	0	49
Not applicable, No answer	IAP	13626	354	7542	353	5907	9690	2817	2765	2812	4510	2023	2044	1974	2538	58955

503. How many brothers and sisters does your (husband/wife) have? (Count those born alive, but no longer living, as well as those alive now. Also include stepbrothers and stepsisters, and children adopted by his/her parents.)

[VAR: SPSIBS]

<u>RESPONSE</u>	<u>PUNCH</u>	<u>YEAR</u>														
		<u>1972-82</u>	<u>1982B</u>	<u>1983-87</u>	<u>1987B</u>	<u>1988-91</u>	<u>1993-98</u>	<u>2000</u>	<u>2002</u>	<u>2004</u>	<u>2006</u>	<u>2008</u>	<u>2010</u>	<u>2012</u>	<u>2014</u>	<u>ALL</u>
None	0	0	0	0	0	0	38	0	0	0	0	0	0	0	0	38
One	1	0	0	0	0	0	127	0	0	0	0	0	0	0	0	127
Two	2	0	0	0	0	0	145	0	0	0	0	0	0	0	0	145
Three	3	0	0	0	0	0	135	0	0	0	0	0	0	0	0	135
Four	4	0	0	0	0	0	93	0	0	0	0	0	0	0	0	93
Five	5	0	0	0	0	0	61	0	0	0	0	0	0	0	0	61
Six	6	0	0	0	0	0	43	0	0	0	0	0	0	0	0	43
Seven	7	0	0	0	0	0	41	0	0	0	0	0	0	0	0	41
Eight	8	0	0	0	0	0	21	0	0	0	0	0	0	0	0	21
Nine	9	0	0	0	0	0	21	0	0	0	0	0	0	0	0	21
Ten	10	0	0	0	0	0	13	0	0	0	0	0	0	0	0	13
Eleven	11	0	0	0	0	0	6	0	0	0	0	0	0	0	0	6
Twelve	12	0	0	0	0	0	4	0	0	0	0	0	0	0	0	4
Thirteen	13	0	0	0	0	0	3	0	0	0	0	0	0	0	0	3
Fourteen	14	0	0	0	0	0	1	0	0	0	0	0	0	0	0	1
Fifteen	15	0	0	0	0	0	1	0	0	0	0	0	0	0	0	1
Sixteen	16	0	0	0	0	0	1	0	0	0	0	0	0	0	0	1
Seventeen	17	0	0	0	0	0	1	0	0	0	0	0	0	0	0	1
Eighteen	18	0	0	0	0	0	0	0	0	0	0	0	0	0	0	0
Nineteen	19	0	0	0	0	0	1	0	0	0	0	0	0	0	0	1
Twenty	20	0	0	0	0	0	0	0	0	0	0	0	0	0	0	0
Twenty One	21	0	0	0	0	0	1	0	0	0	0	0	0	0	0	1
Don't know	98	0	0	0	0	0	5	0	0	0	0	0	0	0	0	5
No answer	99	0	0	0	0	0	17	0	0	0	0	0	0	0	0	17
Not applicable	IAP	13626	354	7542	353	5907	9555	2817	2765	2812	4510	2023	2044	1974	2538	58820

504. Now I have some questions about your children. These include your biological, adopted, or step children. Let's start with the oldest and work down to the youngest. (RECORD THIS INFORMATION FOR UP TO THE NINE OLDEST CHILDREN IN TABLE TO RIGHT.)

A. What is (this/your next) child's first name?

B. Is (CHILD'S NAME) male or female?

C. In what year was (CHILD'S NAME) born?

D. Is (CHILD'S NAME) your biological child (B), adopted child (A), or step child (S)?

E. Is (CHILD'S NAME) alive?

F. (IF BORN BEFORE 1976) What is the highest grade or year of regular school that (CHILD'S NAME) ever completed? CODE EXACT GRADE.

G. Do you have any other children?

SEX OF CHILDREN

B1. Sex of first child.

[VAR: KDSEX1]

<u>RESPONSE</u>	<u>PUNCH</u>	<u>YEAR</u>														
		<u>1972-82</u>	<u>1982B</u>	<u>1983-87</u>	<u>1987B</u>	<u>1988-91</u>	<u>1993-98</u>	<u>2000</u>	<u>2002</u>	<u>2004</u>	<u>2006</u>	<u>2008</u>	<u>2010</u>	<u>2012</u>	<u>2014</u>	<u>ALL</u>
Male	1	0	0	0	0	0	593	0	0	0	0	0	0	0	0	593
Female	2	0	0	0	0	0	530	0	0	0	0	0	0	0	0	530
Don't know	8	0	0	0	0	0	0	0	0	0	0	0	0	0	0	0
No answer	9	0	0	0	0	0	9	0	0	0	0	0	0	0	0	9
Not applicable	IAP	13626	354	7542	353	5907	9202	2817	2765	2812	4510	2023	2044	1974	2538	58467

B2. Sex of second child.

[VAR: KDSEX2]

<u>RESPONSE</u>	<u>PUNCH</u>	<u>YEAR</u>														
		<u>1972-82</u>	<u>1982B</u>	<u>1983-87</u>	<u>1987B</u>	<u>1988-91</u>	<u>1993-98</u>	<u>2000</u>	<u>2002</u>	<u>2004</u>	<u>2006</u>	<u>2008</u>	<u>2010</u>	<u>2012</u>	<u>2014</u>	<u>ALL</u>
Male	1	0	0	0	0	0	439	0	0	0	0	0	0	0	0	439
Female	2	0	0	0	0	0	438	0	0	0	0	0	0	0	0	438
Don't know	8	0	0	0	0	0	0	0	0	0	0	0	0	0	0	0
No answer	9	0	0	0	0	0	10	0	0	0	0	0	0	0	0	10
Not applicable	IAP	13626	354	7542	353	5907	9447	2817	2765	2812	4510	2023	2044	1974	2538	58712

B3. Sex of third child.

[VAR: KDSEX3]

<u>RESPONSE</u>	<u>PUNCH</u>	<u>YEAR</u>														
		<u>1972-82</u>	<u>1982B</u>	<u>1983-87</u>	<u>1987B</u>	<u>1988-91</u>	<u>1993-98</u>	<u>2000</u>	<u>2002</u>	<u>2004</u>	<u>2006</u>	<u>2008</u>	<u>2010</u>	<u>2012</u>	<u>2014</u>	<u>ALL</u>
Male	1	0	0	0	0	0	239	0	0	0	0	0	0	0	0	239
Female	2	0	0	0	0	0	242	0	0	0	0	0	0	0	0	242
Don't know	8	0	0	0	0	0	0	0	0	0	0	0	0	0	0	0
No answer	9	0	0	0	0	0	11	0	0	0	0	0	0	0	0	11
Not applicable	IAP	13626	354	7542	353	5907	9842	2817	2765	2812	4510	2023	2044	1974	2538	59107

B4. Sex of fourth child.

[VAR: KDSEX4]

<u>RESPONSE</u>	<u>PUNCH</u>	<u>YEAR</u>														
		<u>1972-82</u>	<u>1982B</u>	<u>1983-87</u>	<u>1987B</u>	<u>1988-91</u>	<u>1993-98</u>	<u>2000</u>	<u>2002</u>	<u>2004</u>	<u>2006</u>	<u>2008</u>	<u>2010</u>	<u>2012</u>	<u>2014</u>	<u>ALL</u>
Male	1	0	0	0	0	0	133	0	0	0	0	0	0	0	0	133
Female	2	0	0	0	0	0	116	0	0	0	0	0	0	0	0	116
Don't know	8	0	0	0	0	0	0	0	0	0	0	0	0	0	0	0
No answer	9	0	0	0	0	0	3	0	0	0	0	0	0	0	0	3
Not applicable	IAP	13626	354	7542	353	5907	10082	2817	2765	2812	4510	2023	2044	1974	2538	59347

B5. Sex of fifth child.

[VAR: KDSEX5]

<u>RESPONSE</u>	<u>PUNCH</u>	<u>YEAR</u>														
		<u>1972-82</u>	<u>1982B</u>	<u>1983-87</u>	<u>1987B</u>	<u>1988-91</u>	<u>1993-98</u>	<u>2000</u>	<u>2002</u>	<u>2004</u>	<u>2006</u>	<u>2008</u>	<u>2010</u>	<u>2012</u>	<u>2014</u>	<u>ALL</u>
Male	1	0	0	0	0	0	57	0	0	0	0	0	0	0	0	57
Female	2	0	0	0	0	0	62	0	0	0	0	0	0	0	0	62
Don't know	8	0	0	0	0	0	0	0	0	0	0	0	0	0	0	0
No answer	9	0	0	0	0	0	2	0	0	0	0	0	0	0	0	2
Not applicable	IAP	13626	354	7542	353	5907	10213	2817	2765	2812	4510	2023	2044	1974	2538	59478

B6. Sex of sixth child.

[VAR: KDSEX6]

<u>RESPONSE</u>	<u>PUNCH</u>	<u>YEAR</u>														
		<u>1972-82</u>	<u>1982B</u>	<u>1983-87</u>	<u>1987B</u>	<u>1988-91</u>	<u>1993-98</u>	<u>2000</u>	<u>2002</u>	<u>2004</u>	<u>2006</u>	<u>2008</u>	<u>2010</u>	<u>2012</u>	<u>2014</u>	<u>ALL</u>
Male	1	0	0	0	0	0	34	0	0	0	0	0	0	0	0	34
Female	2	0	0	0	0	0	24	0	0	0	0	0	0	0	0	24
Don't know	8	0	0	0	0	0	0	0	0	0	0	0	0	0	0	0
No answer	9	0	0	0	0	0	2	0	0	0	0	0	0	0	0	2
Not applicable	IAP	13626	354	7542	353	5907	10274	2817	2765	2812	4510	2023	2044	1974	2538	59539

B7. Sex of seventh child.

[VAR: KDSEX7]

<u>RESPONSE</u>	<u>PUNCH</u>	<u>YEAR</u>														
		<u>1972-82</u>	<u>1982B</u>	<u>1983-87</u>	<u>1987B</u>	<u>1988-91</u>	<u>1993-98</u>	<u>2000</u>	<u>2002</u>	<u>2004</u>	<u>2006</u>	<u>2008</u>	<u>2010</u>	<u>2012</u>	<u>2014</u>	<u>ALL</u>
Male	1	0	0	0	0	0	18	0	0	0	0	0	0	0	0	18
Female	2	0	0	0	0	0	17	0	0	0	0	0	0	0	0	17
Don't know	8	0	0	0	0	0	0	0	0	0	0	0	0	0	0	0
No answer	9	0	0	0	0	0	2	0	0	0	0	0	0	0	0	2
Not applicable	IAP	13626	354	7542	353	5907	10297	2817	2765	2812	4510	2023	2044	1974	2538	59562

B8. Sex of eighth child.

[VAR: KDSEX8]

<u>RESPONSE</u>	<u>PUNCH</u>	<u>YEAR</u>														
		<u>1972-82</u>	<u>1982B</u>	<u>1983-87</u>	<u>1987B</u>	<u>1988-91</u>	<u>1993-98</u>	<u>2000</u>	<u>2002</u>	<u>2004</u>	<u>2006</u>	<u>2008</u>	<u>2010</u>	<u>2012</u>	<u>2014</u>	<u>ALL</u>
Male	1	0	0	0	0	0	10	0	0	0	0	0	0	0	0	10
Female	2	0	0	0	0	0	6	0	0	0	0	0	0	0	0	6
Don't know	8	0	0	0	0	0	0	0	0	0	0	0	0	0	0	0
No answer	9	0	0	0	0	0	1	0	0	0	0	0	0	0	0	1
Not applicable	IAP	13626	354	7542	353	5907	10317	2817	2765	2812	4510	2023	2044	1974	2538	59582

B9. Sex of ninth child.

[VAR: KDSEX9]

<u>RESPONSE</u>	<u>PUNCH</u>	<u>YEAR</u>														
		<u>1972-82</u>	<u>1982B</u>	<u>1983-87</u>	<u>1987B</u>	<u>1988-91</u>	<u>1993-98</u>	<u>2000</u>	<u>2002</u>	<u>2004</u>	<u>2006</u>	<u>2008</u>	<u>2010</u>	<u>2012</u>	<u>2014</u>	<u>ALL</u>
Male	1	0	0	0	0	0	7	0	0	0	0	0	0	0	0	7
Female	2	0	0	0	0	0	2	0	0	0	0	0	0	0	0	2
Don't know	8	0	0	0	0	0	0	0	0	0	0	0	0	0	0	0
No answer	9	0	0	0	0	0	0	0	0	0	0	0	0	0	0	0
Not applicable	IAP	13626	354	7542	353	5907	10325	2817	2765	2812	4510	2023	2044	1974	2538	59590

YEAR CHILDREN WERE BORN

C1. Birth year of first child.

[VAR: KDYRBRN1]

<u>RESPONSE</u>	<u>PUNCH</u>	<u>YEAR</u>														
		<u>1972-82</u>	<u>1982B</u>	<u>1983-87</u>	<u>1987B</u>	<u>1988-91</u>	<u>1993-98</u>	<u>2000</u>	<u>2002</u>	<u>2004</u>	<u>2006</u>	<u>2008</u>	<u>2010</u>	<u>2012</u>	<u>2014</u>	<u>ALL</u>
1900-1909	1900-1909	0	0	0	0	0	0	0	0	0	0	0	0	0	0	0
1910-1919	1910-1919	0	0	0	0	0	2	0	0	0	0	0	0	0	0	2
1920-1929	1920-1929	0	0	0	0	0	5	0	0	0	0	0	0	0	0	5
1930-1939	1930-1939	0	0	0	0	0	37	0	0	0	0	0	0	0	0	37
1940-1949	1940-1949	0	0	0	0	0	121	0	0	0	0	0	0	0	0	121
1950-1959	1950-1959	0	0	0	0	0	165	0	0	0	0	0	0	0	0	165
1960-1969	1960-1969	0	0	0	0	0	195	0	0	0	0	0	0	0	0	195
1970-1979	1970-1979	0	0	0	0	0	228	0	0	0	0	0	0	0	0	228
1980-1989	1980-1989	0	0	0	0	0	273	0	0	0	0	0	0	0	0	273
1990-1994	1990-1994	0	0	0	0	0	88	0	0	0	0	0	0	0	0	88
Born before 1976	9996	0	0	0	0	0	12	0	0	0	0	0	0	0	0	12
Don't know	9998	0	0	0	0	0	1	0	0	0	0	0	0	0	0	1
No answer	9999	0	0	0	0	0	5	0	0	0	0	0	0	0	0	5
Not applicable	IAP	13626	354	7542	353	5907	9202	2817	2765	2812	4510	2023	2044	1974	2538	58467

C2. Birth year of second child.

[VAR: KDYRBRN2]

<u>RESPONSE</u>	<u>PUNCH</u>	<u>YEAR</u>														
		<u>1972-82</u>	<u>1982B</u>	<u>1983-87</u>	<u>1987B</u>	<u>1988-91</u>	<u>1993-98</u>	<u>2000</u>	<u>2002</u>	<u>2004</u>	<u>2006</u>	<u>2008</u>	<u>2010</u>	<u>2012</u>	<u>2014</u>	<u>ALL</u>
1900-1909	1900-1909	0	0	0	0	0	0	0	0	0	0	0	0	0	0	0
1910-1919	1910-1919	0	0	0	0	0	0	0	0	0	0	0	0	0	0	0
1920-1929	1920-1929	0	0	0	0	0	5	0	0	0	0	0	0	0	0	5
1930-1939	1930-1939	0	0	0	0	0	10	0	0	0	0	0	0	0	0	10
1940-1949	1940-1949	0	0	0	0	0	80	0	0	0	0	0	0	0	0	80
1950-1959	1950-1959	0	0	0	0	0	162	0	0	0	0	0	0	0	0	162
1960-1969	1960-1969	0	0	0	0	0	150	0	0	0	0	0	0	0	0	150
1970-1979	1970-1979	0	0	0	0	0	177	0	0	0	0	0	0	0	0	177
1980-1989	1980-1989	0	0	0	0	0	209	0	0	0	0	0	0	0	0	209
1990-1994	1990-1994	0	0	0	0	0	80	0	0	0	0	0	0	0	0	80
Born before 1976	9996	0	0	0	0	0	7	0	0	0	0	0	0	0	0	7
Don't know	9998	0	0	0	0	0	2	0	0	0	0	0	0	0	0	2
No answer	9999	0	0	0	0	0	5	0	0	0	0	0	0	0	0	5
Not applicable	IAP	13626	354	7542	353	5907	9447	2817	2765	2812	4510	2023	2044	1974	2538	58712

C3. Birth year of third child.

[VAR: KDYRBRN3]

<u>RESPONSE</u>	<u>PUNCH</u>	<u>YEAR</u>														
		<u>1972-82</u>	<u>1982B</u>	<u>1983-87</u>	<u>1987B</u>	<u>1988-91</u>	<u>1993-98</u>	<u>2000</u>	<u>2002</u>	<u>2004</u>	<u>2006</u>	<u>2008</u>	<u>2010</u>	<u>2012</u>	<u>2014</u>	<u>ALL</u>
1900-1909	1900-1909	0	0	0	0	0	0	0	0	0	0	0	0	0	0	0
1910-1919	1910-1919	0	0	0	0	0	0	0	0	0	0	0	0	0	0	0
1920-1929	1920-1929	0	0	0	0	0	4	0	0	0	0	0	0	0	0	4
1930-1939	1930-1939	0	0	0	0	0	3	0	0	0	0	0	0	0	0	3
1940-1949	1940-1949	0	0	0	0	0	41	0	0	0	0	0	0	0	0	41
1950-1959	1950-1959	0	0	0	0	0	107	0	0	0	0	0	0	0	0	107
1960-1969	1960-1969	0	0	0	0	0	102	0	0	0	0	0	0	0	0	102
1970-1979	1970-1979	0	0	0	0	0	76	0	0	0	0	0	0	0	0	76
1980-1989	1980-1989	0	0	0	0	0	102	0	0	0	0	0	0	0	0	102
1990-1994	1990-1994	0	0	0	0	0	45	0	0	0	0	0	0	0	0	45
Born before 1976	9996	0	0	0	0	0	5	0	0	0	0	0	0	0	0	5
Don't know	9998	0	0	0	0	0	3	0	0	0	0	0	0	0	0	3
No answer	9999	0	0	0	0	0	4	0	0	0	0	0	0	0	0	4
Not applicable	IAP	13626	354	7542	353	5907	9842	2817	2765	2812	4510	2023	2044	1974	2538	59107

C4. Birth year of fourth child.

[VAR: KDYRBRN4]

<u>RESPONSE</u>	<u>PUNCH</u>	<u>YEAR</u>														
		<u>1972-82</u>	<u>1982B</u>	<u>1983-87</u>	<u>1987B</u>	<u>1988-91</u>	<u>1993-98</u>	<u>2000</u>	<u>2002</u>	<u>2004</u>	<u>2006</u>	<u>2008</u>	<u>2010</u>	<u>2012</u>	<u>2014</u>	<u>ALL</u>
1900-1909	1900-1909	0	0	0	0	0	0	0	0	0	0	0	0	0	0	0
1910-1919	1910-1919	0	0	0	0	0	0	0	0	0	0	0	0	0	0	0
1920-1929	1920-1929	0	0	0	0	0	2	0	0	0	0	0	0	0	0	2
1930-1939	1930-1939	0	0	0	0	0	2	0	0	0	0	0	0	0	0	2
1940-1949	1940-1949	0	0	0	0	0	16	0	0	0	0	0	0	0	0	16
1950-1959	1950-1959	0	0	0	0	0	48	0	0	0	0	0	0	0	0	48
1960-1969	1960-1969	0	0	0	0	0	77	0	0	0	0	0	0	0	0	77
1970-1979	1970-1979	0	0	0	0	0	44	0	0	0	0	0	0	0	0	44
1980-1989	1980-1989	0	0	0	0	0	43	0	0	0	0	0	0	0	0	43
1990-1994	1990-1994	0	0	0	0	0	14	0	0	0	0	0	0	0	0	14
Born before 1976	9996	0	0	0	0	0	2	0	0	0	0	0	0	0	0	2
Don't know	9998	0	0	0	0	0	2	0	0	0	0	0	0	0	0	2
No answer	9999	0	0	0	0	0	2	0	0	0	0	0	0	0	0	2
Not applicable	IAP	13626	354	7542	353	5907	10082	2817	2765	2812	4510	2023	2044	1974	2538	59347

C5. Birth year of fifth child.

[VAR: KDYRBRN5]

<u>RESPONSE</u>	<u>PUNCH</u>	<u>YEAR</u>														
		<u>1972-82</u>	<u>1982B</u>	<u>1983-87</u>	<u>1987B</u>	<u>1988-91</u>	<u>1993-98</u>	<u>2000</u>	<u>2002</u>	<u>2004</u>	<u>2006</u>	<u>2008</u>	<u>2010</u>	<u>2012</u>	<u>2014</u>	<u>ALL</u>
1900-1909	1900-1909	0	0	0	0	0	0	0	0	0	0	0	0	0	0	0
1910-1919	1910-1919	0	0	0	0	0	0	0	0	0	0	0	0	0	0	0
1920-1929	1920-1929	0	0	0	0	0	1	0	0	0	0	0	0	0	0	1
1930-1939	1930-1939	0	0	0	0	0	1	0	0	0	0	0	0	0	0	1
1940-1949	1940-1949	0	0	0	0	0	5	0	0	0	0	0	0	0	0	5
1950-1959	1950-1959	0	0	0	0	0	29	0	0	0	0	0	0	0	0	29
1960-1969	1960-1969	0	0	0	0	0	39	0	0	0	0	0	0	0	0	39
1970-1979	1970-1979	0	0	0	0	0	17	0	0	0	0	0	0	0	0	17
1980-1989	1980-1989	0	0	0	0	0	18	0	0	0	0	0	0	0	0	18
1990-1994	1990-1994	0	0	0	0	0	6	0	0	0	0	0	0	0	0	6
Born before 1976	9996	0	0	0	0	0	1	0	0	0	0	0	0	0	0	1
Don't know	9998	0	0	0	0	0	2	0	0	0	0	0	0	0	0	2
No answer	9999	0	0	0	0	0	2	0	0	0	0	0	0	0	0	2
Not applicable	IAP	13626	354	7542	353	5907	10213	2817	2765	2812	4510	2023	2044	1974	2538	59478

C6. Birth year of sixth child.

[VAR: KDYRBRN6]

<u>RESPONSE</u>	<u>PUNCH</u>	<u>YEAR</u>														
		<u>1972-82</u>	<u>1982B</u>	<u>1983-87</u>	<u>1987B</u>	<u>1988-91</u>	<u>1993-98</u>	<u>2000</u>	<u>2002</u>	<u>2004</u>	<u>2006</u>	<u>2008</u>	<u>2010</u>	<u>2012</u>	<u>2014</u>	<u>ALL</u>
1900-1909	1900-1909	0	0	0	0	0	0	0	0	0	0	0	0	0	0	0
1910-1919	1910-1919	0	0	0	0	0	0	0	0	0	0	0	0	0	0	0
1920-1929	1920-1929	0	0	0	0	0	1	0	0	0	0	0	0	0	0	1
1930-1939	1930-1939	0	0	0	0	0	0	0	0	0	0	0	0	0	0	0
1940-1949	1940-1949	0	0	0	0	0	4	0	0	0	0	0	0	0	0	4
1950-1959	1950-1959	0	0	0	0	0	13	0	0	0	0	0	0	0	0	13
1960-1969	1960-1969	0	0	0	0	0	23	0	0	0	0	0	0	0	0	23
1970-1979	1970-1979	0	0	0	0	0	10	0	0	0	0	0	0	0	0	10
1980-1989	1980-1989	0	0	0	0	0	5	0	0	0	0	0	0	0	0	5
1990-1994	1990-1994	0	0	0	0	0	0	0	0	0	0	0	0	0	0	0
Born before 1976	9996	0	0	0	0	0	0	0	0	0	0	0	0	0	0	0
Don't know	9998	0	0	0	0	0	2	0	0	0	0	0	0	0	0	2
No answer	9999	0	0	0	0	0	2	0	0	0	0	0	0	0	0	2
Not applicable	IAP	13626	354	7542	353	5907	10274	2817	2765	2812	4510	2023	2044	1974	2538	59539

C7. Birth year of seventh child.

[VAR: KDYRBRN7]

<u>RESPONSE</u>	<u>PUNCH</u>	<u>YEAR</u>														
		<u>1972-82</u>	<u>1982B</u>	<u>1983-87</u>	<u>1987B</u>	<u>1988-91</u>	<u>1993-98</u>	<u>2000</u>	<u>2002</u>	<u>2004</u>	<u>2006</u>	<u>2008</u>	<u>2010</u>	<u>2012</u>	<u>2014</u>	<u>ALL</u>
1900-1909	1900-1909	0	0	0	0	0	0	0	0	0	0	0	0	0	0	0
1910-1919	1910-1919	0	0	0	0	0	0	0	0	0	0	0	0	0	0	0
1920-1929	1920-1929	0	0	0	0	0	0	0	0	0	0	0	0	0	0	0
1930-1939	1930-1939	0	0	0	0	0	1	0	0	0	0	0	0	0	0	1
1940-1949	1940-1949	0	0	0	0	0	1	0	0	0	0	0	0	0	0	1
1950-1959	1950-1959	0	0	0	0	0	11	0	0	0	0	0	0	0	0	11
1960-1969	1960-1969	0	0	0	0	0	10	0	0	0	0	0	0	0	0	10
1970-1979	1970-1979	0	0	0	0	0	6	0	0	0	0	0	0	0	0	6
1980-1989	1980-1989	0	0	0	0	0	4	0	0	0	0	0	0	0	0	4
1990-1994	1990-1994	0	0	0	0	0	0	0	0	0	0	0	0	0	0	0
Born before 1976	9996	0	0	0	0	0	0	0	0	0	0	0	0	0	0	0
Don't know	9998	0	0	0	0	0	2	0	0	0	0	0	0	0	0	2
No answer	9999	0	0	0	0	0	2	0	0	0	0	0	0	0	0	2
Not applicable	IAP	13626	354	7542	353	5907	10297	2817	2765	2812	4510	2023	2044	1974	2538	59562

C8. Birth year of eighth child.

[VAR: KDYRBRN8]

<u>RESPONSE</u>	<u>PUNCH</u>	<u>YEAR</u>														
		<u>1972-82</u>	<u>1982B</u>	<u>1983-87</u>	<u>1987B</u>	<u>1988-91</u>	<u>1993-98</u>	<u>2000</u>	<u>2002</u>	<u>2004</u>	<u>2006</u>	<u>2008</u>	<u>2010</u>	<u>2012</u>	<u>2014</u>	<u>ALL</u>
1900-1909	1900-1909	0	0	0	0	0	0	0	0	0	0	0	0	0	0	0
1910-1919	1910-1919	0	0	0	0	0	0	0	0	0	0	0	0	0	0	0
1920-1929	1920-1929	0	0	0	0	0	0	0	0	0	0	0	0	0	0	0
1930-1939	1930-1939	0	0	0	0	0	1	0	0	0	0	0	0	0	0	1
1940-1949	1940-1949	0	0	0	0	0	1	0	0	0	0	0	0	0	0	1
1950-1959	1950-1959	0	0	0	0	0	3	0	0	0	0	0	0	0	0	3
1960-1969	1960-1969	0	0	0	0	0	7	0	0	0	0	0	0	0	0	7
1970-1979	1970-1979	0	0	0	0	0	2	0	0	0	0	0	0	0	0	2
1980-1989	1980-1989	0	0	0	0	0	0	0	0	0	0	0	0	0	0	0
1990-1994	1990-1994	0	0	0	0	0	1	0	0	0	0	0	0	0	0	1
Born before 1976	9996	0	0	0	0	0	0	0	0	0	0	0	0	0	0	0
Don't know	9998	0	0	0	0	0	1	0	0	0	0	0	0	0	0	1
No answer	9999	0	0	0	0	0	1	0	0	0	0	0	0	0	0	1
Not applicable	IAP	13626	354	7542	353	5907	10317	2817	2765	2812	4510	2023	2044	1974	2538	59582

C9. Birth year of ninth child.

[VAR: KDYRBRN9]

<u>RESPONSE</u>	<u>PUNCH</u>	<u>YEAR</u>														
		<u>1972-82</u>	<u>1982B</u>	<u>1983-87</u>	<u>1987B</u>	<u>1988-91</u>	<u>1993-98</u>	<u>2000</u>	<u>2002</u>	<u>2004</u>	<u>2006</u>	<u>2008</u>	<u>2010</u>	<u>2012</u>	<u>2014</u>	<u>ALL</u>
1900-1909	1900-1909	0	0	0	0	0	0	0	0	0	0	0	0	0	0	0
1910-1919	1910-1919	0	0	0	0	0	0	0	0	0	0	0	0	0	0	0
1920-1929	1920-1929	0	0	0	0	0	0	0	0	0	0	0	0	0	0	0
1930-1939	1930-1939	0	0	0	0	0	1	0	0	0	0	0	0	0	0	1
1940-1949	1940-1949	0	0	0	0	0	1	0	0	0	0	0	0	0	0	1
1950-1959	1950-1959	0	0	0	0	0	1	0	0	0	0	0	0	0	0	1
1960-1969	1960-1969	0	0	0	0	0	5	0	0	0	0	0	0	0	0	5
1970-1979	1970-1979	0	0	0	0	0	1	0	0	0	0	0	0	0	0	1
1980-1989	1980-1989	0	0	0	0	0	0	0	0	0	0	0	0	0	0	0
1990-1994	1990-1994	0	0	0	0	0	0	0	0	0	0	0	0	0	0	0
Born before 1976	9996	0	0	0	0	0	0	0	0	0	0	0	0	0	0	0
Don't know	9998	0	0	0	0	0	0	0	0	0	0	0	0	0	0	0
No answer	9999	0	0	0	0	0	0	0	0	0	0	0	0	0	0	0
Not applicable	IAP	13626	354	7542	353	5907	10325	2817	2765	2812	4510	2023	2044	1974	2538	59590

REMARKS: Exact year of birth is given. The above collapsed codes are presented for convenience of display only.

CHILDREN'S RELATIONSHIP TO RESPONDENT

D1. Relation to R. of first child

[VAR: KDREL1]

<u>RESPONSE</u>	<u>PUNCH</u>	<u>YEAR</u>														
		<u>1972-82</u>	<u>1982B</u>	<u>1983-87</u>	<u>1987B</u>	<u>1988-91</u>	<u>1993-98</u>	<u>2000</u>	<u>2002</u>	<u>2004</u>	<u>2006</u>	<u>2008</u>	<u>2010</u>	<u>2012</u>	<u>2014</u>	<u>ALL</u>
Biological	1	0	0	0	0	0	1043	0	0	0	0	0	0	0	0	1043
Adopted	2	0	0	0	0	0	21	0	0	0	0	0	0	0	0	21
Step	3	0	0	0	0	0	59	0	0	0	0	0	0	0	0	59
Don't know	8	0	0	0	0	0	0	0	0	0	0	0	0	0	0	0
No answer	9	0	0	0	0	0	9	0	0	0	0	0	0	0	0	9
Not applicable	IAP	13626	354	7542	353	5907	9202	2817	2765	2812	4510	2023	2044	1974	2538	58467

D2. Relation to R. of second child

[VAR: KDREL2]

<u>RESPONSE</u>	<u>PUNCH</u>	<u>YEAR</u>														
		<u>1972-82</u>	<u>1982B</u>	<u>1983-87</u>	<u>1987B</u>	<u>1988-91</u>	<u>1993-98</u>	<u>2000</u>	<u>2002</u>	<u>2004</u>	<u>2006</u>	<u>2008</u>	<u>2010</u>	<u>2012</u>	<u>2014</u>	<u>ALL</u>
Biological	1	0	0	0	0	0	831	0	0	0	0	0	0	0	0	831
Adopted	2	0	0	0	0	0	13	0	0	0	0	0	0	0	0	13
Step	3	0	0	0	0	0	36	0	0	0	0	0	0	0	0	36
Don't know	8	0	0	0	0	0	0	0	0	0	0	0	0	0	0	0
No answer	9	0	0	0	0	0	7	0	0	0	0	0	0	0	0	7
Not applicable	IAP	13626	354	7542	353	5907	9447	2817	2765	2812	4510	2023	2044	1974	2538	58712

D3. Relation to R. of third child

[VAR: KDREL3]

<u>RESPONSE</u>	<u>PUNCH</u>	<u>YEAR</u>														
		<u>1972-82</u>	<u>1982B</u>	<u>1983-87</u>	<u>1987B</u>	<u>1988-91</u>	<u>1993-98</u>	<u>2000</u>	<u>2002</u>	<u>2004</u>	<u>2006</u>	<u>2008</u>	<u>2010</u>	<u>2012</u>	<u>2014</u>	<u>ALL</u>
Biological	1	0	0	0	0	0	445	0	0	0	0	0	0	0	0	445
Adopted	2	0	0	0	0	0	6	0	0	0	0	0	0	0	0	6
Step	3	0	0	0	0	0	31	0	0	0	0	0	0	0	0	31
Don't know	8	0	0	0	0	0	0	0	0	0	0	0	0	0	0	0
No answer	9	0	0	0	0	0	10	0	0	0	0	0	0	0	0	10
Not applicable	IAP	13626	354	7542	353	5907	9842	2817	2765	2812	4510	2023	2044	1974	2538	59107

D4. Relation to R. of fourth child

[VAR: KDREL4]

<u>RESPONSE</u>	<u>PUNCH</u>	<u>YEAR</u>														
		<u>1972-82</u>	<u>1982B</u>	<u>1983-87</u>	<u>1987B</u>	<u>1988-91</u>	<u>1993-98</u>	<u>2000</u>	<u>2002</u>	<u>2004</u>	<u>2006</u>	<u>2008</u>	<u>2010</u>	<u>2012</u>	<u>2014</u>	<u>ALL</u>
Biological	1	0	0	0	0	0	224	0	0	0	0	0	0	0	0	224
Adopted	2	0	0	0	0	0	4	0	0	0	0	0	0	0	0	4
Step	3	0	0	0	0	0	17	0	0	0	0	0	0	0	0	17
Don't know	8	0	0	0	0	0	0	0	0	0	0	0	0	0	0	0
No answer	9	0	0	0	0	0	7	0	0	0	0	0	0	0	0	7
Not applicable	IAP	13626	354	7542	353	5907	10082	2817	2765	2812	4510	2023	2044	1974	2538	59347

D5. Relation to R. of fifth child

[VAR: KDREL5]

<u>RESPONSE</u>	<u>PUNCH</u>	<u>YEAR</u>														
		<u>1972-82</u>	<u>1982B</u>	<u>1983-87</u>	<u>1987B</u>	<u>1988-91</u>	<u>1993-98</u>	<u>2000</u>	<u>2002</u>	<u>2004</u>	<u>2006</u>	<u>2008</u>	<u>2010</u>	<u>2012</u>	<u>2014</u>	<u>ALL</u>
Biological	1	0	0	0	0	0	107	0	0	0	0	0	0	0	0	107
Adopted	2	0	0	0	0	0	1	0	0	0	0	0	0	0	0	1
Step	3	0	0	0	0	0	10	0	0	0	0	0	0	0	0	10
Don't know	8	0	0	0	0	0	0	0	0	0	0	0	0	0	0	0
No answer	9	0	0	0	0	0	3	0	0	0	0	0	0	0	0	3
Not applicable	IAP	13626	354	7542	353	5907	10213	2817	2765	2812	4510	2023	2044	1974	2538	59478

D6. Relation to R. of sixth child

[VAR: KDREL6]

<u>RESPONSE</u>	<u>PUNCH</u>	<u>YEAR</u>														
		<u>1972-82</u>	<u>1982B</u>	<u>1983-87</u>	<u>1987B</u>	<u>1988-91</u>	<u>1993-98</u>	<u>2000</u>	<u>2002</u>	<u>2004</u>	<u>2006</u>	<u>2008</u>	<u>2010</u>	<u>2012</u>	<u>2014</u>	<u>ALL</u>
Biological	1	0	0	0	0	0	48	0	0	0	0	0	0	0	0	48
Adopted	2	0	0	0	0	0	1	0	0	0	0	0	0	0	0	1
Step	3	0	0	0	0	0	9	0	0	0	0	0	0	0	0	9
Don't know	8	0	0	0	0	0	0	0	0	0	0	0	0	0	0	0
No answer	9	0	0	0	0	0	2	0	0	0	0	0	0	0	0	2
Not applicable	IAP	13626	354	7542	353	5907	10274	2817	2765	2812	4510	2023	2044	1974	2538	59539

D7. Relation to R. of seventh child

[VAR: KDREL7]

<u>RESPONSE</u>	<u>PUNCH</u>	<u>YEAR</u>														
		<u>1972-82</u>	<u>1982B</u>	<u>1983-87</u>	<u>1987B</u>	<u>1988-91</u>	<u>1993-98</u>	<u>2000</u>	<u>2002</u>	<u>2004</u>	<u>2006</u>	<u>2008</u>	<u>2010</u>	<u>2012</u>	<u>2014</u>	<u>ALL</u>
Biological	1	0	0	0	0	0	30	0	0	0	0	0	0	0	0	30
Adopted	2	0	0	0	0	0	0	0	0	0	0	0	0	0	0	0
Step	3	0	0	0	0	0	5	0	0	0	0	0	0	0	0	5
Don't know	8	0	0	0	0	0	0	0	0	0	0	0	0	0	0	0
No answer	9	0	0	0	0	0	2	0	0	0	0	0	0	0	0	2
Not applicable	IAP	13626	354	7542	353	5907	10297	2817	2765	2812	4510	2023	2044	1974	2538	59562

D8. Relation to R. of eighth child

[VAR: KDREL8]

<u>RESPONSE</u>	<u>PUNCH</u>	<u>YEAR</u>														
		<u>1972-82</u>	<u>1982B</u>	<u>1983-87</u>	<u>1987B</u>	<u>1988-91</u>	<u>1993-98</u>	<u>2000</u>	<u>2002</u>	<u>2004</u>	<u>2006</u>	<u>2008</u>	<u>2010</u>	<u>2012</u>	<u>2014</u>	<u>ALL</u>
Biological	1	0	0	0	0	0	14	0	0	0	0	0	0	0	0	14
Adopted	2	0	0	0	0	0	1	0	0	0	0	0	0	0	0	1
Step	3	0	0	0	0	0	1	0	0	0	0	0	0	0	0	1
Don't know	8	0	0	0	0	0	0	0	0	0	0	0	0	0	0	0
No answer	9	0	0	0	0	0	1	0	0	0	0	0	0	0	0	1
Not applicable	IAP	13626	354	7542	353	5907	10317	2817	2765	2812	4510	2023	2044	1974	2538	59582

D9. Relation to R. of ninth child

[VAR: KDREL9]

<u>RESPONSE</u>	<u>PUNCH</u>	<u>YEAR</u>														
		<u>1972-82</u>	<u>1982B</u>	<u>1983-87</u>	<u>1987B</u>	<u>1988-91</u>	<u>1993-98</u>	<u>2000</u>	<u>2002</u>	<u>2004</u>	<u>2006</u>	<u>2008</u>	<u>2010</u>	<u>2012</u>	<u>2014</u>	<u>ALL</u>
Biological	1	0	0	0	0	0	8	0	0	0	0	0	0	0	0	8
Adopted	2	0	0	0	0	0	1	0	0	0	0	0	0	0	0	1
Step	3	0	0	0	0	0	0	0	0	0	0	0	0	0	0	0
Don't know	8	0	0	0	0	0	0	0	0	0	0	0	0	0	0	0
No answer	9	0	0	0	0	0	0	0	0	0	0	0	0	0	0	0
Not applicable	IAP	13626	354	7542	353	5907	10325	2817	2765	2812	4510	2023	2044	1974	2538	59590

LIFE STATUS OF CHILDREN

E1. Is first child alive?

[VAR: KDALIVE1]

<u>RESPONSE</u>	<u>PUNCH</u>	<u>YEAR</u>														
		<u>1972-82</u>	<u>1982B</u>	<u>1983-87</u>	<u>1987B</u>	<u>1988-91</u>	<u>1993-98</u>	<u>2000</u>	<u>2002</u>	<u>2004</u>	<u>2006</u>	<u>2008</u>	<u>2010</u>	<u>2012</u>	<u>2014</u>	<u>ALL</u>
Yes	1	0	0	0	0	0	1075	0	0	0	0	0	0	0	0	1075
No	2	0	0	0	0	0	42	0	0	0	0	0	0	0	0	42
Don't know	8	0	0	0	0	0	2	0	0	0	0	0	0	0	0	2
No answer	9	0	0	0	0	0	13	0	0	0	0	0	0	0	0	13
Not applicable	IAP	13626	354	7542	353	5907	9202	2817	2765	2812	4510	2023	2044	1974	2538	58467

E2. Is second child alive?

[VAR: KDALIVE2]

<u>RESPONSE</u>	<u>PUNCH</u>	<u>YEAR</u>														
		<u>1972-82</u>	<u>1982B</u>	<u>1983-87</u>	<u>1987B</u>	<u>1988-91</u>	<u>1993-98</u>	<u>2000</u>	<u>2002</u>	<u>2004</u>	<u>2006</u>	<u>2008</u>	<u>2010</u>	<u>2012</u>	<u>2014</u>	<u>ALL</u>
Yes	1	0	0	0	0	0	847	0	0	0	0	0	0	0	0	847
No	2	0	0	0	0	0	23	0	0	0	0	0	0	0	0	23
Don't know	8	0	0	0	0	0	1	0	0	0	0	0	0	0	0	1
No answer	9	0	0	0	0	0	16	0	0	0	0	0	0	0	0	16
Not applicable	IAP	13626	354	7542	353	5907	9447	2817	2765	2812	4510	2023	2044	1974	2538	58712

E3. Is third child alive?

[VAR: KDALIVE3]

<u>RESPONSE</u>	<u>PUNCH</u>	<u>YEAR</u>														
		<u>1972-82</u>	<u>1982B</u>	<u>1983-87</u>	<u>1987B</u>	<u>1988-91</u>	<u>1993-98</u>	<u>2000</u>	<u>2002</u>	<u>2004</u>	<u>2006</u>	<u>2008</u>	<u>2010</u>	<u>2012</u>	<u>2014</u>	<u>ALL</u>
Yes	1	0	0	0	0	0	446	0	0	0	0	0	0	0	0	446
No	2	0	0	0	0	0	28	0	0	0	0	0	0	0	0	28
Don't know	8	0	0	0	0	0	0	0	0	0	0	0	0	0	0	0
No answer	9	0	0	0	0	0	18	0	0	0	0	0	0	0	0	18
Not applicable	IAP	13626	354	7542	353	5907	9842	2817	2765	2812	4510	2023	2044	1974	2538	59107

E4. Is fourth child alive?

[VAR: KDALIVE4]

<u>RESPONSE</u>	<u>PUNCH</u>	<u>YEAR</u>														
		<u>1972-82</u>	<u>1982B</u>	<u>1983-87</u>	<u>1987B</u>	<u>1988-91</u>	<u>1993-98</u>	<u>2000</u>	<u>2002</u>	<u>2004</u>	<u>2006</u>	<u>2008</u>	<u>2010</u>	<u>2012</u>	<u>2014</u>	<u>ALL</u>
Yes	1	0	0	0	0	0	231	0	0	0	0	0	0	0	0	231
No	2	0	0	0	0	0	11	0	0	0	0	0	0	0	0	11
Don't know	8	0	0	0	0	0	0	0	0	0	0	0	0	0	0	0
No answer	9	0	0	0	0	0	10	0	0	0	0	0	0	0	0	10
Not applicable	IAP	13626	354	7542	353	5907	10082	2817	2765	2812	4510	2023	2044	1974	2538	59347

E5. Is fifth child alive?

[VAR: KDALIVE5]

<u>RESPONSE</u>	<u>PUNCH</u>	<u>YEAR</u>														
		<u>1972-82</u>	<u>1982B</u>	<u>1983-87</u>	<u>1987B</u>	<u>1988-91</u>	<u>1993-98</u>	<u>2000</u>	<u>2002</u>	<u>2004</u>	<u>2006</u>	<u>2008</u>	<u>2010</u>	<u>2012</u>	<u>2014</u>	<u>ALL</u>
Yes	1	0	0	0	0	0	111	0	0	0	0	0	0	0	0	111
No	2	0	0	0	0	0	5	0	0	0	0	0	0	0	0	5
Don't know	8	0	0	0	0	0	0	0	0	0	0	0	0	0	0	0
No answer	9	0	0	0	0	0	5	0	0	0	0	0	0	0	0	5
Not applicable	IAP	13626	354	7542	353	5907	10213	2817	2765	2812	4510	2023	2044	1974	2538	59478

E6. Is sixth child alive?

[VAR: KDALIVE6]

<u>RESPONSE</u>	<u>PUNCH</u>	<u>YEAR</u>														
		<u>1972-82</u>	<u>1982B</u>	<u>1983-87</u>	<u>1987B</u>	<u>1988-91</u>	<u>1993-98</u>	<u>2000</u>	<u>2002</u>	<u>2004</u>	<u>2006</u>	<u>2008</u>	<u>2010</u>	<u>2012</u>	<u>2014</u>	<u>ALL</u>
Yes	1	0	0	0	0	0	54	0	0	0	0	0	0	0	0	54
No	2	0	0	0	0	0	5	0	0	0	0	0	0	0	0	5
Don't know	8	0	0	0	0	0	0	0	0	0	0	0	0	0	0	0
No answer	9	0	0	0	0	0	1	0	0	0	0	0	0	0	0	1
Not applicable	IAP	13626	354	7542	353	5907	10274	2817	2765	2812	4510	2023	2044	1974	2538	59539

E7. Is seventh child alive?

[VAR: KDALIVE7]

<u>RESPONSE</u>	<u>PUNCH</u>	<u>YEAR</u>														
		<u>1972-82</u>	<u>1982B</u>	<u>1983-87</u>	<u>1987B</u>	<u>1988-91</u>	<u>1993-98</u>	<u>2000</u>	<u>2002</u>	<u>2004</u>	<u>2006</u>	<u>2008</u>	<u>2010</u>	<u>2012</u>	<u>2014</u>	<u>ALL</u>
Yes	1	0	0	0	0	0	35	0	0	0	0	0	0	0	0	35
No	2	0	0	0	0	0	1	0	0	0	0	0	0	0	0	1
Don't know	8	0	0	0	0	0	0	0	0	0	0	0	0	0	0	0
No answer	9	0	0	0	0	0	1	0	0	0	0	0	0	0	0	1
Not applicable	IAP	13626	354	7542	353	5907	10297	2817	2765	2812	4510	2023	2044	1974	2538	59562

E8. Is eighth child alive?

[VAR: KDALIVE8]

<u>RESPONSE</u>	<u>PUNCH</u>	<u>YEAR</u>														
		<u>1972-82</u>	<u>1982B</u>	<u>1983-87</u>	<u>1987B</u>	<u>1988-91</u>	<u>1993-98</u>	<u>2000</u>	<u>2002</u>	<u>2004</u>	<u>2006</u>	<u>2008</u>	<u>2010</u>	<u>2012</u>	<u>2014</u>	<u>ALL</u>
Yes	1	0	0	0	0	0	15	0	0	0	0	0	0	0	0	15
No	2	0	0	0	0	0	1	0	0	0	0	0	0	0	0	1
Don't know	8	0	0	0	0	0	0	0	0	0	0	0	0	0	0	0
No answer	9	0	0	0	0	0	1	0	0	0	0	0	0	0	0	1
Not applicable	IAP	13626	354	7542	353	5907	10317	2817	2765	2812	4510	2023	2044	1974	2538	59582

E9. Is ninth child alive?

[VAR: KDALIVE9]

<u>RESPONSE</u>	<u>PUNCH</u>	<u>YEAR</u>														
		<u>1972-82</u>	<u>1982B</u>	<u>1983-87</u>	<u>1987B</u>	<u>1988-91</u>	<u>1993-98</u>	<u>2000</u>	<u>2002</u>	<u>2004</u>	<u>2006</u>	<u>2008</u>	<u>2010</u>	<u>2012</u>	<u>2014</u>	<u>ALL</u>
Yes	1	0	0	0	0	0	8	0	0	0	0	0	0	0	0	8
No	2	0	0	0	0	0	1	0	0	0	0	0	0	0	0	1
Don't know	8	0	0	0	0	0	0	0	0	0	0	0	0	0	0	0
No answer	9	0	0	0	0	0	0	0	0	0	0	0	0	0	0	0
Not applicable	IAP	13626	354	7542	353	5907	10325	2817	2765	2812	4510	2023	2044	1974	2538	59590

CHILDREN'S EDUCATIONAL ATTAINMENT

F1. Highest school grade first child completed.

[VAR: KDEDUC1]

<u>RESPONSE</u>	<u>PUNCH</u>	<u>YEAR</u>														
		<u>1972-82</u>	<u>1982B</u>	<u>1983-87</u>	<u>1987B</u>	<u>1988-91</u>	<u>1993-98</u>	<u>2000</u>	<u>2002</u>	<u>2004</u>	<u>2006</u>	<u>2008</u>	<u>2010</u>	<u>2012</u>	<u>2014</u>	<u>ALL</u>
No formal school	0	0	0	0	0	0	4	0	0	0	0	0	0	0	0	4
1st grade	1	0	0	0	0	0	1	0	0	0	0	0	0	0	0	1
2nd grade	2	0	0	0	0	0	0	0	0	0	0	0	0	0	0	0
3rd grade	3	0	0	0	0	0	0	0	0	0	0	0	0	0	0	0
4th grade	4	0	0	0	0	0	1	0	0	0	0	0	0	0	0	1
5th grade	5	0	0	0	0	0	0	0	0	0	0	0	0	0	0	0
6th grade	6	0	0	0	0	0	1	0	0	0	0	0	0	0	0	1
7th grade	7	0	0	0	0	0	1	0	0	0	0	0	0	0	0	1
8th grade	8	0	0	0	0	0	5	0	0	0	0	0	0	0	0	5
9th grade	9	0	0	0	0	0	7	0	0	0	0	0	0	0	0	7
10th grade	10	0	0	0	0	0	13	0	0	0	0	0	0	0	0	13
11th grade	11	0	0	0	0	0	16	0	0	0	0	0	0	0	0	16
12th grade	12	0	0	0	0	0	258	0	0	0	0	0	0	0	0	258
1 year of college	13	0	0	0	0	0	29	0	0	0	0	0	0	0	0	29
2 years of college	14	0	0	0	0	0	74	0	0	0	0	0	0	0	0	74
3 years of college	15	0	0	0	0	0	28	0	0	0	0	0	0	0	0	28
4 years of college	16	0	0	0	0	0	120	0	0	0	0	0	0	0	0	120
5 years of college	17	0	0	0	0	0	13	0	0	0	0	0	0	0	0	13
6 years of college	18	0	0	0	0	0	17	0	0	0	0	0	0	0	0	17
7 years of college	19	0	0	0	0	0	1	0	0	0	0	0	0	0	0	1
8 years of college	20	0	0	0	0	0	13	0	0	0	0	0	0	0	0	13
Don't know	98	0	0	0	0	0	8	0	0	0	0	0	0	0	0	8
No answer	99	0	0	0	0	0	50	0	0	0	0	0	0	0	0	50
Not applicable	IAP	13626	354	7542	353	5907	9674	2817	2765	2812	4510	2023	2044	1974	2538	58939

F2. Highest school grade second child completed.

[VAR: KDEDUC2]

<u>RESPONSE</u>	<u>PUNCH</u>	<u>YEAR</u>														
		<u>1972-82</u>	<u>1982B</u>	<u>1983-87</u>	<u>1987B</u>	<u>1988-91</u>	<u>1993-98</u>	<u>2000</u>	<u>2002</u>	<u>2004</u>	<u>2006</u>	<u>2008</u>	<u>2010</u>	<u>2012</u>	<u>2014</u>	<u>ALL</u>
No formal school	0	0	0	0	0	0	7	0	0	0	0	0	0	0	0	7
1st grade	1	0	0	0	0	0	1	0	0	0	0	0	0	0	0	1
2nd grade	2	0	0	0	0	0	0	0	0	0	0	0	0	0	0	0
3rd grade	3	0	0	0	0	0	0	0	0	0	0	0	0	0	0	0
4th grade	4	0	0	0	0	0	0	0	0	0	0	0	0	0	0	0
5th grade	5	0	0	0	0	0	0	0	0	0	0	0	0	0	0	0
6th grade	6	0	0	0	0	0	0	0	0	0	0	0	0	0	0	0
7th grade	7	0	0	0	0	0	0	0	0	0	0	0	0	0	0	0
8th grade	8	0	0	0	0	0	9	0	0	0	0	0	0	0	0	9
9th grade	9	0	0	0	0	0	2	0	0	0	0	0	0	0	0	2
10th grade	10	0	0	0	0	0	22	0	0	0	0	0	0	0	0	22
11th grade	11	0	0	0	0	0	6	0	0	0	0	0	0	0	0	6
12th grade	12	0	0	0	0	0	204	0	0	0	0	0	0	0	0	204
1 year of college	13	0	0	0	0	0	38	0	0	0	0	0	0	0	0	38
2 years of college	14	0	0	0	0	0	47	0	0	0	0	0	0	0	0	47
3 years of college	15	0	0	0	0	0	22	0	0	0	0	0	0	0	0	22
4 years of college	16	0	0	0	0	0	86	0	0	0	0	0	0	0	0	86
5 years of college	17	0	0	0	0	0	9	0	0	0	0	0	0	0	0	9
6 years of college	18	0	0	0	0	0	17	0	0	0	0	0	0	0	0	17
7 years of college	19	0	0	0	0	0	4	0	0	0	0	0	0	0	0	4
8 years of college	20	0	0	0	0	0	6	0	0	0	0	0	0	0	0	6
Don't know	98	0	0	0	0	0	6	0	0	0	0	0	0	0	0	6
No answer	99	0	0	0	0	0	32	0	0	0	0	0	0	0	0	32
Not applicable	IAP	13626	354	7542	353	5907	9816	2817	2765	2812	4510	2023	2044	1974	2538	59081

F3. Highest school grade third child completed.

[VAR: KDEDUC3]

RESPONSE	PUNCH	YEAR														
		1972-82	1982B	1983-87	1987B	1988-91	1993-98	2000	2002	2004	2006	2008	2010	2012	2014	ALL
No formal school	0	0	0	0	0	0	4	0	0	0	0	0	0	0	0	4
1st grade	1	0	0	0	0	0	0	0	0	0	0	0	0	0	0	0
2nd grade	2	0	0	0	0	0	0	0	0	0	0	0	0	0	0	0
3rd grade	3	0	0	0	0	0	0	0	0	0	0	0	0	0	0	0
4th grade	4	0	0	0	0	0	0	0	0	0	0	0	0	0	0	0
5th grade	5	0	0	0	0	0	1	0	0	0	0	0	0	0	0	1
6th grade	6	0	0	0	0	0	0	0	0	0	0	0	0	0	0	0
7th grade	7	0	0	0	0	0	0	0	0	0	0	0	0	0	0	0
8th grade	8	0	0	0	0	0	3	0	0	0	0	0	0	0	0	3
9th grade	9	0	0	0	0	0	6	0	0	0	0	0	0	0	0	6
10th grade	10	0	0	0	0	0	12	0	0	0	0	0	0	0	0	12
11th grade	11	0	0	0	0	0	10	0	0	0	0	0	0	0	0	10
12th grade	12	0	0	0	0	0	130	0	0	0	0	0	0	0	0	130
1 year of college	13	0	0	0	0	0	11	0	0	0	0	0	0	0	0	11
2 years of college	14	0	0	0	0	0	28	0	0	0	0	0	0	0	0	28
3 years of college	15	0	0	0	0	0	11	0	0	0	0	0	0	0	0	11
4 years of college	16	0	0	0	0	0	43	0	0	0	0	0	0	0	0	43
5 years of college	17	0	0	0	0	0	7	0	0	0	0	0	0	0	0	7
6 years of college	18	0	0	0	0	0	13	0	0	0	0	0	0	0	0	13
7 years of college	19	0	0	0	0	0	2	0	0	0	0	0	0	0	0	2
8 years of college	20	0	0	0	0	0	5	0	0	0	0	0	0	0	0	5
Don't know	98	0	0	0	0	0	3	0	0	0	0	0	0	0	0	3
No answer	99	0	0	0	0	0	25	0	0	0	0	0	0	0	0	25
Not applicable	IAP	13626	354	7542	353	5907	10020	2817	2765	2812	4510	2023	2044	1974	2538	59285

F4. Highest school grade fourth child completed.

[VAR: KDEDUC4]

<u>RESPONSE</u>	<u>PUNCH</u>	<u>YEAR</u>														
		<u>1972-82</u>	<u>1982B</u>	<u>1983-87</u>	<u>1987B</u>	<u>1988-91</u>	<u>1993-98</u>	<u>2000</u>	<u>2002</u>	<u>2004</u>	<u>2006</u>	<u>2008</u>	<u>2010</u>	<u>2012</u>	<u>2014</u>	<u>ALL</u>
No formal school	0	0	0	0	0	0	1	0	0	0	0	0	0	0	0	1
1st grade	1	0	0	0	0	0	0	0	0	0	0	0	0	0	0	0
2nd grade	2	0	0	0	0	0	0	0	0	0	0	0	0	0	0	0
3rd grade	3	0	0	0	0	0	0	0	0	0	0	0	0	0	0	0
4th grade	4	0	0	0	0	0	1	0	0	0	0	0	0	0	0	1
5th grade	5	0	0	0	0	0	0	0	0	0	0	0	0	0	0	0
6th grade	6	0	0	0	0	0	0	0	0	0	0	0	0	0	0	0
7th grade	7	0	0	0	0	0	0	0	0	0	0	0	0	0	0	0
8th grade	8	0	0	0	0	0	1	0	0	0	0	0	0	0	0	1
9th grade	9	0	0	0	0	0	3	0	0	0	0	0	0	0	0	3
10th grade	10	0	0	0	0	0	3	0	0	0	0	0	0	0	0	3
11th grade	11	0	0	0	0	0	5	0	0	0	0	0	0	0	0	5
12th grade	12	0	0	0	0	0	73	0	0	0	0	0	0	0	0	73
1 year of college	13	0	0	0	0	0	9	0	0	0	0	0	0	0	0	9
2 years of college	14	0	0	0	0	0	21	0	0	0	0	0	0	0	0	21
3 years of college	15	0	0	0	0	0	6	0	0	0	0	0	0	0	0	6
4 years of college	16	0	0	0	0	0	29	0	0	0	0	0	0	0	0	29
5 years of college	17	0	0	0	0	0	1	0	0	0	0	0	0	0	0	1
6 years of college	18	0	0	0	0	0	2	0	0	0	0	0	0	0	0	2
7 years of college	19	0	0	0	0	0	0	0	0	0	0	0	0	0	0	0
8 years of college	20	0	0	0	0	0	3	0	0	0	0	0	0	0	0	3
Don't know	98	0	0	0	0	0	4	0	0	0	0	0	0	0	0	4
No answer	99	0	0	0	0	0	12	0	0	0	0	0	0	0	0	12
Not applicable	IAP	13626	354	7542	353	5907	10160	2817	2765	2812	4510	2023	2044	1974	2538	59425

F5. Highest school grade fifth child completed.

[VAR: KDEDUC5]

RESPONSE	PUNCH	YEAR														
		1972-82	1982B	1983-87	1987B	1988-91	1993-98	2000	2002	2004	2006	2008	2010	2012	2014	ALL
No formal school	0	0	0	0	0	0	1	0	0	0	0	0	0	0	0	1
1st grade	1	0	0	0	0	0	0	0	0	0	0	0	0	0	0	0
2nd grade	2	0	0	0	0	0	0	0	0	0	0	0	0	0	0	0
3rd grade	3	0	0	0	0	0	0	0	0	0	0	0	0	0	0	0
4th grade	4	0	0	0	0	0	0	0	0	0	0	0	0	0	0	0
5th grade	5	0	0	0	0	0	0	0	0	0	0	0	0	0	0	0
6th grade	6	0	0	0	0	0	1	0	0	0	0	0	0	0	0	1
7th grade	7	0	0	0	0	0	1	0	0	0	0	0	0	0	0	1
8th grade	8	0	0	0	0	0	1	0	0	0	0	0	0	0	0	1
9th grade	9	0	0	0	0	0	0	0	0	0	0	0	0	0	0	0
10th grade	10	0	0	0	0	0	3	0	0	0	0	0	0	0	0	3
11th grade	11	0	0	0	0	0	4	0	0	0	0	0	0	0	0	4
12th grade	12	0	0	0	0	0	33	0	0	0	0	0	0	0	0	33
1 year of college	13	0	0	0	0	0	5	0	0	0	0	0	0	0	0	5
2 years of college	14	0	0	0	0	0	7	0	0	0	0	0	0	0	0	7
3 years of college	15	0	0	0	0	0	3	0	0	0	0	0	0	0	0	3
4 years of college	16	0	0	0	0	0	15	0	0	0	0	0	0	0	0	15
5 years of college	17	0	0	0	0	0	2	0	0	0	0	0	0	0	0	2
6 years of college	18	0	0	0	0	0	1	0	0	0	0	0	0	0	0	1
7 years of college	19	0	0	0	0	0	1	0	0	0	0	0	0	0	0	1
8 years of college	20	0	0	0	0	0	0	0	0	0	0	0	0	0	0	0
Don't know	98	0	0	0	0	0	3	0	0	0	0	0	0	0	0	3
No answer	99	0	0	0	0	0	9	0	0	0	0	0	0	0	0	9
Not applicable	IAP	13626	354	7542	353	5907	10244	2817	2765	2812	4510	2023	2044	1974	2538	59509

F6. Highest school grade sixth child completed.

[VAR: KDEDUC6]

<u>RESPONSE</u>	<u>PUNCH</u>	<u>YEAR</u>														
		<u>1972-82</u>	<u>1982B</u>	<u>1983-87</u>	<u>1987B</u>	<u>1988-91</u>	<u>1993-98</u>	<u>2000</u>	<u>2002</u>	<u>2004</u>	<u>2006</u>	<u>2008</u>	<u>2010</u>	<u>2012</u>	<u>2014</u>	<u>ALL</u>
No formal school	0	0	0	0	0	0	1	0	0	0	0	0	0	0	0	1
1st grade	1	0	0	0	0	0	0	0	0	0	0	0	0	0	0	0
2nd grade	2	0	0	0	0	0	0	0	0	0	0	0	0	0	0	0
3rd grade	3	0	0	0	0	0	0	0	0	0	0	0	0	0	0	0
4th grade	4	0	0	0	0	0	0	0	0	0	0	0	0	0	0	0
5th grade	5	0	0	0	0	0	1	0	0	0	0	0	0	0	0	1
6th grade	6	0	0	0	0	0	0	0	0	0	0	0	0	0	0	0
7th grade	7	0	0	0	0	0	0	0	0	0	0	0	0	0	0	0
8th grade	8	0	0	0	0	0	3	0	0	0	0	0	0	0	0	3
9th grade	9	0	0	0	0	0	1	0	0	0	0	0	0	0	0	1
10th grade	10	0	0	0	0	0	1	0	0	0	0	0	0	0	0	1
11th grade	11	0	0	0	0	0	6	0	0	0	0	0	0	0	0	6
12th grade	12	0	0	0	0	0	19	0	0	0	0	0	0	0	0	19
1 year of college	13	0	0	0	0	0	1	0	0	0	0	0	0	0	0	1
2 years of college	14	0	0	0	0	0	0	0	0	0	0	0	0	0	0	0
3 years of college	15	0	0	0	0	0	1	0	0	0	0	0	0	0	0	1
4 years of college	16	0	0	0	0	0	6	0	0	0	0	0	0	0	0	6
5 years of college	17	0	0	0	0	0	1	0	0	0	0	0	0	0	0	1
6 years of college	18	0	0	0	0	0	0	0	0	0	0	0	0	0	0	0
7 years of college	19	0	0	0	0	0	1	0	0	0	0	0	0	0	0	1
8 years of college	20	0	0	0	0	0	0	0	0	0	0	0	0	0	0	0
Don't know	98	0	0	0	0	0	4	0	0	0	0	0	0	0	0	4
No answer	99	0	0	0	0	0	6	0	0	0	0	0	0	0	0	6
Not applicable	97	13626	354	7542	353	5907	10282	2817	2765	2812	4510	2023	2044	1974	2538	59547

F7. Highest school grade seventh child completed.

[VAR: KDEDUC7]

RESPONSE	PUNCH	YEAR														
		1972-82	1982B	1983-87	1987B	1988-91	1993-98	2000	2002	2004	2006	2008	2010	2012	2014	ALL
No formal school	0	0	0	0	0	0	0	0	0	0	0	0	0	0	0	0
1st grade	1	0	0	0	0	0	0	0	0	0	0	0	0	0	0	0
2nd grade	2	0	0	0	0	0	0	0	0	0	0	0	0	0	0	0
3rd grade	3	0	0	0	0	0	0	0	0	0	0	0	0	0	0	0
4th grade	4	0	0	0	0	0	0	0	0	0	0	0	0	0	0	0
5th grade	5	0	0	0	0	0	0	0	0	0	0	0	0	0	0	0
6th grade	6	0	0	0	0	0	0	0	0	0	0	0	0	0	0	0
7th grade	7	0	0	0	0	0	0	0	0	0	0	0	0	0	0	0
8th grade	8	0	0	0	0	0	2	0	0	0	0	0	0	0	0	2
9th grade	9	0	0	0	0	0	1	0	0	0	0	0	0	0	0	1
10th grade	10	0	0	0	0	0	4	0	0	0	0	0	0	0	0	4
11th grade	11	0	0	0	0	0	0	0	0	0	0	0	0	0	0	0
12th grade	12	0	0	0	0	0	10	0	0	0	0	0	0	0	0	10
1 year of college	13	0	0	0	0	0	2	0	0	0	0	0	0	0	0	2
2 years of college	14	0	0	0	0	0	4	0	0	0	0	0	0	0	0	4
3 years of college	15	0	0	0	0	0	0	0	0	0	0	0	0	0	0	0
4 years of college	16	0	0	0	0	0	2	0	0	0	0	0	0	0	0	2
5 years of college	17	0	0	0	0	0	0	0	0	0	0	0	0	0	0	0
6 years of college	18	0	0	0	0	0	0	0	0	0	0	0	0	0	0	0
7 years of college	19	0	0	0	0	0	0	0	0	0	0	0	0	0	0	0
8 years of college	20	0	0	0	0	0	0	0	0	0	0	0	0	0	0	0
Don't know	98	0	0	0	0	0	0	0	0	0	0	0	0	0	0	0
No answer	99	0	0	0	0	0	3	0	0	0	0	0	0	0	0	3
Not applicable	97	13626	354	7542	353	5907	10306	2817	2765	2812	4510	2023	2044	1974	2538	59571

F8. Highest school grade eighth child completed.

[VAR: KDEDUC8]

<u>RESPONSE</u>	<u>PUNCH</u>	<u>YEAR</u>														
		<u>1972-82</u>	<u>1982B</u>	<u>1983-87</u>	<u>1987B</u>	<u>1988-91</u>	<u>1993-98</u>	<u>2000</u>	<u>2002</u>	<u>2004</u>	<u>2006</u>	<u>2008</u>	<u>2010</u>	<u>2012</u>	<u>2014</u>	<u>ALL</u>
No formal school	0	0	0	0	0	0	0	0	0	0	0	0	0	0	0	0
1st grade	1	0	0	0	0	0	0	0	0	0	0	0	0	0	0	0
2nd grade	2	0	0	0	0	0	0	0	0	0	0	0	0	0	0	0
3rd grade	3	0	0	0	0	0	0	0	0	0	0	0	0	0	0	0
4th grade	4	0	0	0	0	0	0	0	0	0	0	0	0	0	0	0
5th grade	5	0	0	0	0	0	0	0	0	0	0	0	0	0	0	0
6th grade	6	0	0	0	0	0	0	0	0	0	0	0	0	0	0	0
7th grade	7	0	0	0	0	0	1	0	0	0	0	0	0	0	0	1
8th grade	8	0	0	0	0	0	1	0	0	0	0	0	0	0	0	1
9th grade	9	0	0	0	0	0	0	0	0	0	0	0	0	0	0	0
10th grade	10	0	0	0	0	0	0	0	0	0	0	0	0	0	0	0
11th grade	11	0	0	0	0	0	0	0	0	0	0	0	0	0	0	0
12th grade	12	0	0	0	0	0	8	0	0	0	0	0	0	0	0	8
1 year of college	13	0	0	0	0	0	0	0	0	0	0	0	0	0	0	0
2 years of college	14	0	0	0	0	0	0	0	0	0	0	0	0	0	0	0
3 years of college	15	0	0	0	0	0	0	0	0	0	0	0	0	0	0	0
4 years of college	16	0	0	0	0	0	2	0	0	0	0	0	0	0	0	2
5 years of college	17	0	0	0	0	0	0	0	0	0	0	0	0	0	0	0
6 years of college	18	0	0	0	0	0	0	0	0	0	0	0	0	0	0	0
7 years of college	19	0	0	0	0	0	0	0	0	0	0	0	0	0	0	0
8 years of college	20	0	0	0	0	0	0	0	0	0	0	0	0	0	0	0
Don't know	98	0	0	0	0	0	0	0	0	0	0	0	0	0	0	0
No answer	99	0	0	0	0	0	2	0	0	0	0	0	0	0	0	2
Not applicable	97	13626	354	7542	353	5907	10320	2817	2765	2812	4510	2023	2044	1974	2538	59585

F9. Highest school grade ninth child completed.

[VAR: KDEDUC9]

RESPONSE	PUNCH	YEAR														
		1972-82	1982B	1983-87	1987B	1988-91	1993-98	2000	2002	2004	2006	2008	2010	2012	2014	ALL
No formal school	0	0	0	0	0	0	1	0	0	0	0	0	0	0	0	1
1st grade	1	0	0	0	0	0	0	0	0	0	0	0	0	0	0	0
2nd grade	2	0	0	0	0	0	0	0	0	0	0	0	0	0	0	0
3rd grade	3	0	0	0	0	0	0	0	0	0	0	0	0	0	0	0
4th grade	4	0	0	0	0	0	0	0	0	0	0	0	0	0	0	0
5th grade	5	0	0	0	0	0	0	0	0	0	0	0	0	0	0	0
6th grade	6	0	0	0	0	0	0	0	0	0	0	0	0	0	0	0
7th grade	7	0	0	0	0	0	0	0	0	0	0	0	0	0	0	0
8th grade	8	0	0	0	0	0	0	0	0	0	0	0	0	0	0	0
9th grade	9	0	0	0	0	0	0	0	0	0	0	0	0	0	0	0
10th grade	10	0	0	0	0	0	2	0	0	0	0	0	0	0	0	2
11th grade	11	0	0	0	0	0	1	0	0	0	0	0	0	0	0	1
12th grade	12	0	0	0	0	0	3	0	0	0	0	0	0	0	0	3
1 year of college	13	0	0	0	0	0	1	0	0	0	0	0	0	0	0	1
2 years of college	14	0	0	0	0	0	1	0	0	0	0	0	0	0	0	1
3 years of college	15	0	0	0	0	0	0	0	0	0	0	0	0	0	0	0
4 years of college	16	0	0	0	0	0	0	0	0	0	0	0	0	0	0	0
5 years of college	17	0	0	0	0	0	0	0	0	0	0	0	0	0	0	0
6 years of college	18	0	0	0	0	0	0	0	0	0	0	0	0	0	0	0
7 years of college	19	0	0	0	0	0	0	0	0	0	0	0	0	0	0	0
8 years of college	20	0	0	0	0	0	0	0	0	0	0	0	0	0	0	0
Don't know	98	0	0	0	0	0	0	0	0	0	0	0	0	0	0	0
No answer	99	0	0	0	0	0	0	0	0	0	0	0	0	0	0	0
Not applicable	IAP	13626	354	7542	353	5907	10325	2817	2765	2812	4510	2023	2044	1974	2538	59590

505. NUMBER OF CHILD SELECTED FOR FOLLOW-UP QUESTIONS:

[VAR: KDPIKED]

RESPONSE	PUNCH	YEAR														
		1972-82	1982B	1983-87	1987B	1988-91	1993-98	2000	2002	2004	2006	2008	2010	2012	2014	ALL
1	1	0	0	0	0	0	322	0	0	0	0	0	0	0	0	322
2	2	0	0	0	0	0	189	0	0	0	0	0	0	0	0	189
3	3	0	0	0	0	0	73	0	0	0	0	0	0	0	0	73
4	4	0	0	0	0	0	38	0	0	0	0	0	0	0	0	38
5	5	0	0	0	0	0	18	0	0	0	0	0	0	0	0	18
6	6	0	0	0	0	0	12	0	0	0	0	0	0	0	0	12
7	7	0	0	0	0	0	2	0	0	0	0	0	0	0	0	2
8	8	0	0	0	0	0	1	0	0	0	0	0	0	0	0	1
9	9	0	0	0	0	0	3	0	0	0	0	0	0	0	0	3
Not applicable	IAP	13626	354	7542	353	5907	9676	2817	2765	2812	4510	2023	2044	1974	2538	58941

REMARKS: Number corresponds to the number of the child (1-9) who was randomly chosen for the follow-up questions (KDWORK1 to KDIND80). Children were supposed to be listed from oldest to youngest, but this was not always done. Out-of-order listings are more likely to occur when some of the children had died and when both biological and non-biological children were being enumerated. Thus, one cannot necessarily infer age from order of listings.

506. I have some questions about (SELECTED CHILD). First (his/her) work. Is (s/he) currently working at a paid job?

[VAR: KDWORK1]

RESPONSE	PUNCH	YEAR														
		1972-82	1982B	1983-87	1987B	1988-91	1993-98	2000	2002	2004	2006	2008	2010	2012	2014	ALL
Yes (ASK KDOCC80)	1	0	0	0	0	0	474	0	0	0	0	0	0	0	0	474
No (ASK KDWORK2)	2	0	0	0	0	0	163	0	0	0	0	0	0	0	0	163
Don't know (ASK KDWORK2)	8	0	0	0	0	0	13	0	0	0	0	0	0	0	0	13
No answer	9	0	0	0	0	0	7	0	0	0	0	0	0	0	0	7
Not applicable (Punch 0 in KDYRBRN1)	IAP	13626	354	7542	353	5907	9677	2817	2765	2812	4510	2023	2044	1974	2538	58942

REMARKS: One living child born before 1976 was randomly chosen for Questions KDWORK1-KDOCC80.

507. Does (s/he) do any work at all, even if it's only a part-time job? Include unpaid work of 15 or more hours per week in a family business or farm.

[VAR: KDWORK2]

<u>RESPONSE</u>	<u>PUNCH</u>	<u>YEAR</u>														
		<u>1972-82</u>	<u>1982B</u>	<u>1983-87</u>	<u>1987B</u>	<u>1988-91</u>	<u>1993-98</u>	<u>2000</u>	<u>2002</u>	<u>2004</u>	<u>2006</u>	<u>2008</u>	<u>2010</u>	<u>2012</u>	<u>2014</u>	<u>ALL</u>
Yes (ASK KDOCC80)	1	0	0	0	0	0	36	0	0	0	0	0	0	0	0	36
No (ASK KDEVWORK)	2	0	0	0	0	0	127	0	0	0	0	0	0	0	0	127
Don't know (ASK KDEVWORK)	8	0	0	0	0	0	13	0	0	0	0	0	0	0	0	13
No answer	9	0	0	0	0	0	7	0	0	0	0	0	0	0	0	7
Not applicable (Punch 0 in KDPIKED)	IAP	13626	354	7542	353	5907	10151	2817	2765	2812	4510	2023	2044	1974	2538	59416

508. Has (s/he) ever worked at one job for as long as one year?

[VAR: KDEVWORK]

<u>RESPONSE</u>	<u>PUNCH</u>	<u>YEAR</u>														
		<u>1972-82</u>	<u>1982B</u>	<u>1983-87</u>	<u>1987B</u>	<u>1988-91</u>	<u>1993-98</u>	<u>2000</u>	<u>2002</u>	<u>2004</u>	<u>2006</u>	<u>2008</u>	<u>2010</u>	<u>2012</u>	<u>2014</u>	<u>ALL</u>
Yes (ASK KDOCC80)	1	0	0	0	0	0	81	0	0	0	0	0	0	0	0	81
No (GO TO SBSEX1)	2	0	0	0	0	0	52	0	0	0	0	0	0	0	0	52
Don't know (GO TO 508)	8	0	0	0	0	0	7	0	0	0	0	0	0	0	0	7
No answer	9	0	0	0	0	0	7	0	0	0	0	0	0	0	0	7
Not applicable (Punch 0 in KDPIKED)	IAP	13626	354	7542	353	5907	10187	2817	2765	2812	4510	2023	2044	1974	2538	59452

509. Respondent's Child's Occupation, Prestige, and Industry

A. What kind of work (is/was) (CHILD'S NAME) doing? That is, what (is/was) (his/her) job called?

OCCUPATION [See REMARKS]

B. **IF NOT ALREADY ANSWERED, ASK:** What (does/did) (he/she) actually do in that job? Tell me what (are/were) some of (his/her) main duties?

C. What kind of place (does/did) (s/he) work for?

INDUSTRY [See REMARKS]

D. **IF NOT ALREADY ANSWERED, ASK:** What (do/did) they (make/do)?

E. **IF ALREADY ANSWERED, CODE WITHOUT ASKING:** (Is/was) (s/he) self-employed or (does/did) (s/he) work for someone else?

REMARKS: The above questions are not coded but are used to code occupation, prestige, and industry. This survey uses the 1980 U.S. Bureau of the Census 3 digit occupation and industry classifications and the 1989 NORC/GSS prestige scores. The categories used to classify occupation, prestige, and industry can be found in Appendices F-H. The distributions given below are for first digit of each of the three codes, except that missing value codes are collapsed with blanks. See Appendix T, GSS Methodological Report No. 59.

RESPONDENT'S CHILD'S OCCUPATION

[VAR: KDOCC80]

<u>RESPONSE</u>	<u>PUNCH</u>	<u>YEAR</u>														
		<u>1972-82</u>	<u>1982B</u>	<u>1983-87</u>	<u>1987B</u>	<u>1988-91</u>	<u>1993-98</u>	<u>2000</u>	<u>2002</u>	<u>2004</u>	<u>2006</u>	<u>2008</u>	<u>2010</u>	<u>2012</u>	<u>2014</u>	<u>ALL</u>
Managerial and professional specialty	1	0	0	0	0	0	142	0	0	0	0	0	0	0	0	142
Technical, sales, and administrative support	2	0	0	0	0	0	190	0	0	0	0	0	0	0	0	190
Service	3	0	0	0	0	0	96	0	0	0	0	0	0	0	0	96
Farming, forest, and fishing	4	0	0	0	0	0	12	0	0	0	0	0	0	0	0	12
Precision production, craft, and repair	5	0	0	0	0	0	42	0	0	0	0	0	0	0	0	42
Operators, fabricators, and laborers	6	0	0	0	0	0	80	0	0	0	0	0	0	0	0	80
Not applicable (Punch 0 in KDPIKED or Punches 2 and 8 in KDEVWORK), No answer, Don't know	IAP	13626	354	7542	353	5907	9772	2817	2765	2812	4510	2023	2044	1974	2538	59037

PRESTIGE OF RESPONDENT'S CHILD'S OCCUPATION

[VAR: KDPRES80]

<u>RESPONSE</u>	<u>PUNCH</u>	<u>YEAR</u>														
		<u>1972-82</u>	<u>1982B</u>	<u>1983-87</u>	<u>1987B</u>	<u>1988-91</u>	<u>1993-98</u>	<u>2000</u>	<u>2002</u>	<u>2004</u>	<u>2006</u>	<u>2008</u>	<u>2010</u>	<u>2012</u>	<u>2014</u>	<u>ALL</u>
10-19	10-19	0	0	0	0	0	8	0	0	0	0	0	0	0	0	8
20 - 29	20 - 29	0	0	0	0	0	105	0	0	0	0	0	0	0	0	105
30 - 39	30 - 39	0	0	0	0	0	127	0	0	0	0	0	0	0	0	127
40 - 49	40 - 49	0	0	0	0	0	148	0	0	0	0	0	0	0	0	148
50 - 59	50 - 59	0	0	0	0	0	77	0	0	0	0	0	0	0	0	77
60 - 69	60 - 69	0	0	0	0	0	78	0	0	0	0	0	0	0	0	78
70 - 79	70 - 79	0	0	0	0	0	18	0	0	0	0	0	0	0	0	18
80 - 89	80 - 89	0	0	0	0	0	1	0	0	0	0	0	0	0	0	1
Not applicable (Punch 0 in KDPIKED or Punches 2 and 8 in KDEVWORK), No answer, Don't know	IAP	13626	354	7542	353	5907	9772	2817	2765	2812	4510	2023	2044	1974	2538	59037

RESPONDENT'S CHILD'S EMPLOYMENT STATUS

[VAR: KDWRKSLF]

<u>RESPONSE</u>	<u>PUNCH</u>	<u>YEAR</u>														
		<u>1972-82</u>	<u>1982B</u>	<u>1983-87</u>	<u>1987B</u>	<u>1988-91</u>	<u>1993-98</u>	<u>2000</u>	<u>2002</u>	<u>2004</u>	<u>2006</u>	<u>2008</u>	<u>2010</u>	<u>2012</u>	<u>2014</u>	<u>ALL</u>
Self-employed	1	0	0	0	0	0	61	0	0	0	0	0	0	0	0	61
Someone else	2	0	0	0	0	0	520	0	0	0	0	0	0	0	0	520
Don't know	8	0	0	0	0	0	5	0	0	0	0	0	0	0	0	5
No answer	9	0	0	0	0	0	12	0	0	0	0	0	0	0	0	12
Not applicable (Punch 0 in KDPIKED or Punches 2 and 8 in KDEVWORK)	IAP	13626	354	7542	353	5907	9736	2817	2765	2812	4510	2023	2044	1974	2538	59001

RESPONDENT'S CHILD'S INDUSTRY

[VAR: KDIND80]

<u>RESPONSE</u>	<u>PUNCH</u>	<u>YEAR</u>														
		<u>1972-82</u>	<u>1982B</u>	<u>1983-87</u>	<u>1987B</u>	<u>1988-91</u>	<u>1993-98</u>	<u>2000</u>	<u>2002</u>	<u>2004</u>	<u>2006</u>	<u>2008</u>	<u>2010</u>	<u>2012</u>	<u>2014</u>	<u>ALL</u>
Agriculture, Forestry, and Fisheries	1	0	0	0	0	0	15	0	0	0	0	0	0	0	0	15
Mining	2	0	0	0	0	0	3	0	0	0	0	0	0	0	0	3
Construction	3	0	0	0	0	0	25	0	0	0	0	0	0	0	0	25
Manufacturing	4	0	0	0	0	0	76	0	0	0	0	0	0	0	0	76
Transportation, Communications, and other Public Utilities	5	0	0	0	0	0	40	0	0	0	0	0	0	0	0	40
Wholesale and Retail Trade	6	0	0	0	0	0	118	0	0	0	0	0	0	0	0	118
Finance, Insurance, and Real Estate	7	0	0	0	0	0	42	0	0	0	0	0	0	0	0	42
Business and Repair Services	8	0	0	0	0	0	34	0	0	0	0	0	0	0	0	34
Personal Services	9	0	0	0	0	0	19	0	0	0	0	0	0	0	0	19
Entertainment and Recreation Services	10	0	0	0	0	0	14	0	0	0	0	0	0	0	0	14
Professional and Related Services	11	0	0	0	0	0	139	0	0	0	0	0	0	0	0	139
Public Administration	12	0	0	0	0	0	41	0	0	0	0	0	0	0	0	41
Not applicable (Punch 0 in KDPICKED or Punches 2 and 8 in KDEVWORK), No answer	IAP	13626	354	7542	353	5907	9768	2817	2765	2812	4510	2023	2044	1974	2538	59033

510. Now I have some questions about your sisters and brothers. These include your full, adopted, step, or half siblings. Let's start with the oldest and work down to the youngest. (RECORD THIS INFORMATION FOR UP TO THE NINE OLDEST SIBLINGS IN TABLE TO RIGHT).

A. What is (this/your next) sister's or brother's first name?

B. Is (BROTHER'S NAME/SISTER'S NAME) male or female?

C. In what year was (BROTHER'S NAME/SISTER'S NAME) born?

D. Is (BROTHER'S NAME/SISTER'S NAME) your full (F), adopted (A), step (S) or half (H) (sister/brother)?

E. Is (BROTHER'S NAME/SISTER'S NAME) alive?

F. Do you have any other sisters or brothers?

SIBLINGS' SEX

B1. Sex of first sibling.

[VAR: SBSEX1]

<u>RESPONSE</u>	<u>PUNCH</u>	<u>YEAR</u>														
		<u>1972-82</u>	<u>1982B</u>	<u>1983-87</u>	<u>1987B</u>	<u>1988-91</u>	<u>1993-98</u>	<u>2000</u>	<u>2002</u>	<u>2004</u>	<u>2006</u>	<u>2008</u>	<u>2010</u>	<u>2012</u>	<u>2014</u>	<u>ALL</u>
Male	1	0	0	0	0	0	1479	0	0	0	0	0	0	0	0	1479
Female	2	0	0	0	0	0	1307	0	0	0	0	0	0	0	0	1307
Don't know	8	0	0	0	0	0	1	0	0	0	0	0	0	0	0	1
No answer	9	0	0	0	0	0	34	0	0	0	0	0	0	0	0	34
Not applicable	IAP	13626	354	7542	353	5907	7513	2817	2765	2812	4510	2023	2044	1974	2538	56778

B2. Sex of second sibling.

[VAR: SBSEX2]

<u>RESPONSE</u>	<u>PUNCH</u>	<u>YEAR</u>														
		<u>1972-82</u>	<u>1982B</u>	<u>1983-87</u>	<u>1987B</u>	<u>1988-91</u>	<u>1993-98</u>	<u>2000</u>	<u>2002</u>	<u>2004</u>	<u>2006</u>	<u>2008</u>	<u>2010</u>	<u>2012</u>	<u>2014</u>	<u>ALL</u>
Male	1	0	0	0	0	0	1101	0	0	0	0	0	0	0	0	1101
Female	2	0	0	0	0	0	1127	0	0	0	0	0	0	0	0	1127
Don't know	8	0	0	0	0	0	0	0	0	0	0	0	0	0	0	0
No answer	9	0	0	0	0	0	43	0	0	0	0	0	0	0	0	43
Not applicable	IAP	13626	354	7542	353	5907	8063	2817	2765	2812	4510	2023	2044	1974	2538	57328

B3. Sex of third sibling.

[VAR: SBSEX3]

<u>RESPONSE</u>	<u>PUNCH</u>	<u>YEAR</u>														
		<u>1972-82</u>	<u>1982B</u>	<u>1983-87</u>	<u>1987B</u>	<u>1988-91</u>	<u>1993-98</u>	<u>2000</u>	<u>2002</u>	<u>2004</u>	<u>2006</u>	<u>2008</u>	<u>2010</u>	<u>2012</u>	<u>2014</u>	<u>ALL</u>
Male	1	0	0	0	0	0	802	0	0	0	0	0	0	0	0	802
Female	2	0	0	0	0	0	852	0	0	0	0	0	0	0	0	852
Don't know	8	0	0	0	0	0	1	0	0	0	0	0	0	0	0	1
No answer	9	0	0	0	0	0	40	0	0	0	0	0	0	0	0	40
Not applicable	IAP	13626	354	7542	353	5907	8639	2817	2765	2812	4510	2023	2044	1974	2538	57904

B4. Sex of fourth sibling.

[VAR: SBSEX4]

<u>RESPONSE</u>	<u>PUNCH</u>	<u>YEAR</u>														
		<u>1972-82</u>	<u>1982B</u>	<u>1983-87</u>	<u>1987B</u>	<u>1988-91</u>	<u>1993-98</u>	<u>2000</u>	<u>2002</u>	<u>2004</u>	<u>2006</u>	<u>2008</u>	<u>2010</u>	<u>2012</u>	<u>2014</u>	<u>ALL</u>
Male	1	0	0	0	0	0	577	0	0	0	0	0	0	0	0	577
Female	2	0	0	0	0	0	578	0	0	0	0	0	0	0	0	578
Don't know	8	0	0	0	0	0	3	0	0	0	0	0	0	0	0	3
No answer	9	0	0	0	0	0	40	0	0	0	0	0	0	0	0	40
Not applicable	IAP	13626	354	7542	353	5907	9136	2817	2765	2812	4510	2023	2044	1974	2538	58401

B5. Sex of fifth sibling.

[VAR: SBSEX5]

<u>RESPONSE</u>	<u>PUNCH</u>	<u>YEAR</u>														
		<u>1972-82</u>	<u>1982B</u>	<u>1983-87</u>	<u>1987B</u>	<u>1988-91</u>	<u>1993-98</u>	<u>2000</u>	<u>2002</u>	<u>2004</u>	<u>2006</u>	<u>2008</u>	<u>2010</u>	<u>2012</u>	<u>2014</u>	<u>ALL</u>
Male	1	0	0	0	0	0	407	0	0	0	0	0	0	0	0	407
Female	2	0	0	0	0	0	388	0	0	0	0	0	0	0	0	388
Don't know	8	0	0	0	0	0	5	0	0	0	0	0	0	0	0	5
No answer	9	0	0	0	0	0	34	0	0	0	0	0	0	0	0	34
Not applicable	IAP	13626	354	7542	353	5907	9500	2817	2765	2812	4510	2023	2044	1974	2538	58765

B6. Sex of sixth sibling.

[VAR: SBSEX6]

<u>RESPONSE</u>	<u>PUNCH</u>	<u>YEAR</u>														
		<u>1972-82</u>	<u>1982B</u>	<u>1983-87</u>	<u>1987B</u>	<u>1988-91</u>	<u>1993-98</u>	<u>2000</u>	<u>2002</u>	<u>2004</u>	<u>2006</u>	<u>2008</u>	<u>2010</u>	<u>2012</u>	<u>2014</u>	<u>ALL</u>
Male	1	0	0	0	0	0	276	0	0	0	0	0	0	0	0	276
Female	2	0	0	0	0	0	285	0	0	0	0	0	0	0	0	285
Don't know	8	0	0	0	0	0	5	0	0	0	0	0	0	0	0	5
No answer	9	0	0	0	0	0	28	0	0	0	0	0	0	0	0	28
Not applicable	IAP	13626	354	7542	353	5907	9740	2817	2765	2812	4510	2023	2044	1974	2538	59005

B7. Sex of seventh sibling.

[VAR: SBSEX7]

<u>RESPONSE</u>	<u>PUNCH</u>	<u>YEAR</u>														
		<u>1972-82</u>	<u>1982B</u>	<u>1983-87</u>	<u>1987B</u>	<u>1988-91</u>	<u>1993-98</u>	<u>2000</u>	<u>2002</u>	<u>2004</u>	<u>2006</u>	<u>2008</u>	<u>2010</u>	<u>2012</u>	<u>2014</u>	<u>ALL</u>
Male	1	0	0	0	0	0	196	0	0	0	0	0	0	0	0	196
Female	2	0	0	0	0	0	185	0	0	0	0	0	0	0	0	185
Don't know	8	0	0	0	0	0	4	0	0	0	0	0	0	0	0	4
No answer	9	0	0	0	0	0	24	0	0	0	0	0	0	0	0	24
Not applicable	IAP	13626	354	7542	353	5907	9925	2817	2765	2812	4510	2023	2044	1974	2538	59190

B8. Sex of eighth sibling.

[VAR: SBSEX8]

<u>RESPONSE</u>	<u>PUNCH</u>	<u>YEAR</u>														
		<u>1972-82</u>	<u>1982B</u>	<u>1983-87</u>	<u>1987B</u>	<u>1988-91</u>	<u>1993-98</u>	<u>2000</u>	<u>2002</u>	<u>2004</u>	<u>2006</u>	<u>2008</u>	<u>2010</u>	<u>2012</u>	<u>2014</u>	<u>ALL</u>
Male	1	0	0	0	0	0	137	0	0	0	0	0	0	0	0	137
Female	2	0	0	0	0	0	132	0	0	0	0	0	0	0	0	132
Don't know	8	0	0	0	0	0	2	0	0	0	0	0	0	0	0	2
No answer	9	0	0	0	0	0	19	0	0	0	0	0	0	0	0	19
Not applicable	IAP	13626	354	7542	353	5907	10044	2817	2765	2812	4510	2023	2044	1974	2538	59309

B9. Sex of ninth sibling.

[VAR: SBSEX9]

<u>RESPONSE</u>	<u>PUNCH</u>	<u>YEAR</u>														
		<u>1972-82</u>	<u>1982B</u>	<u>1983-87</u>	<u>1987B</u>	<u>1988-91</u>	<u>1993-98</u>	<u>2000</u>	<u>2002</u>	<u>2004</u>	<u>2006</u>	<u>2008</u>	<u>2010</u>	<u>2012</u>	<u>2014</u>	<u>ALL</u>
Male	1	0	0	0	0	0	85	0	0	0	0	0	0	0	0	85
Female	2	0	0	0	0	0	94	0	0	0	0	0	0	0	0	94
Don't know	8	0	0	0	0	0	3	0	0	0	0	0	0	0	0	3
No answer	9	0	0	0	0	0	15	0	0	0	0	0	0	0	0	15
Not applicable	IAP	13626	354	7542	353	5907	10137	2817	2765	2812	4510	2023	2044	1974	2538	59402

YEAR SIBLINGS WERE BORN

C1. Birth year of first sibling.

[VAR: SBYRBRN1]

<u>RESPONSE</u>	<u>PUNCH</u>	<u>YEAR</u>														
		<u>1972-82</u>	<u>1982B</u>	<u>1983-87</u>	<u>1987B</u>	<u>1988-91</u>	<u>1993-98</u>	<u>2000</u>	<u>2002</u>	<u>2004</u>	<u>2006</u>	<u>2008</u>	<u>2010</u>	<u>2012</u>	<u>2014</u>	<u>ALL</u>
1850-1899	1850-1899	0	0	0	0	0	19	0	0	0	0	0	0	0	0	19
1900-1909	1900-1909	0	0	0	0	0	84	0	0	0	0	0	0	0	0	84
1910-1919	1910-1919	0	0	0	0	0	184	0	0	0	0	0	0	0	0	184
1920-1929	1920-1929	0	0	0	0	0	203	0	0	0	0	0	0	0	0	203
1930-1939	1930-1939	0	0	0	0	0	321	0	0	0	0	0	0	0	0	321
1940-1949	1940-1949	0	0	0	0	0	556	0	0	0	0	0	0	0	0	556
1950-1959	1950-1959	0	0	0	0	0	628	0	0	0	0	0	0	0	0	628
1960-1969	1960-1969	0	0	0	0	0	450	0	0	0	0	0	0	0	0	450
1970-1979	1970-1979	0	0	0	0	0	158	0	0	0	0	0	0	0	0	158
1980-1989	1980-1989	0	0	0	0	0	10	0	0	0	0	0	0	0	0	10
1990-1994	1990-1994	0	0	0	0	0	0	0	0	0	0	0	0	0	0	0
Born before 1976	9996	0	0	0	0	0	2	0	0	0	0	0	0	0	0	2
Don't know	9998	0	0	0	0	0	117	0	0	0	0	0	0	0	0	117
No answer	9999	0	0	0	0	0	89	0	0	0	0	0	0	0	0	89
Not applicable	IAP	13626	354	7542	353	5907	7513	2817	2765	2812	4510	2023	2044	1974	2538	56778

C2. Birth year of second sibling.

[VAR: SBYRBRN2]

<u>RESPONSE</u>	<u>PUNCH</u>	<u>YEAR</u>														
		<u>1972-82</u>	<u>1982B</u>	<u>1983-87</u>	<u>1987B</u>	<u>1988-91</u>	<u>1993-98</u>	<u>2000</u>	<u>2002</u>	<u>2004</u>	<u>2006</u>	<u>2008</u>	<u>2010</u>	<u>2012</u>	<u>2014</u>	<u>ALL</u>
1850-1899	1850-1899	0	0	0	0	0	10	0	0	0	0	0	0	0	0	10
1900-1909	1900-1909	0	0	0	0	0	48	0	0	0	0	0	0	0	0	48
1910-1919	1910-1919	0	0	0	0	0	147	0	0	0	0	0	0	0	0	147
1920-1929	1920-1929	0	0	0	0	0	185	0	0	0	0	0	0	0	0	185
1930-1939	1930-1939	0	0	0	0	0	198	0	0	0	0	0	0	0	0	198
1940-1949	1940-1949	0	0	0	0	0	360	0	0	0	0	0	0	0	0	360
1950-1959	1950-1959	0	0	0	0	0	533	0	0	0	0	0	0	0	0	533
1960-1969	1960-1969	0	0	0	0	0	405	0	0	0	0	0	0	0	0	405
1970-1979	1970-1979	0	0	0	0	0	160	0	0	0	0	0	0	0	0	160
1980-1989	1980-1989	0	0	0	0	0	28	0	0	0	0	0	0	0	0	28
1990-1994	1990-1994	0	0	0	0	0	1	0	0	0	0	0	0	0	0	1
Born before 1976	9996	0	0	0	0	0	1	0	0	0	0	0	0	0	0	1
Don't know	9998	0	0	0	0	0	113	0	0	0	0	0	0	0	0	113
No answer	9999	0	0	0	0	0	82	0	0	0	0	0	0	0	0	82
Not applicable	IAP	13626	354	7542	353	5907	8063	2817	2765	2812	4510	2023	2044	1974	2538	57328

C3. Birth year of third sibling.

[VAR: SBYRBRN3]

<u>RESPONSE</u>	<u>PUNCH</u>	<u>YEAR</u>														
		<u>1972-82</u>	<u>1982B</u>	<u>1983-87</u>	<u>1987B</u>	<u>1988-91</u>	<u>1993-98</u>	<u>2000</u>	<u>2002</u>	<u>2004</u>	<u>2006</u>	<u>2008</u>	<u>2010</u>	<u>2012</u>	<u>2014</u>	<u>ALL</u>
1850-1899	1850-1899	0	0	0	0	0	4	0	0	0	0	0	0	0	0	4
1900-1909	1900-1909	0	0	0	0	0	28	0	0	0	0	0	0	0	0	28
1910-1919	1910-1919	0	0	0	0	0	89	0	0	0	0	0	0	0	0	89
1920-1929	1920-1929	0	0	0	0	0	158	0	0	0	0	0	0	0	0	158
1930-1939	1930-1939	0	0	0	0	0	134	0	0	0	0	0	0	0	0	134
1940-1949	1940-1949	0	0	0	0	0	213	0	0	0	0	0	0	0	0	213
1950-1959	1950-1959	0	0	0	0	0	407	0	0	0	0	0	0	0	0	407
1960-1969	1960-1969	0	0	0	0	0	309	0	0	0	0	0	0	0	0	309
1970-1979	1970-1979	0	0	0	0	0	145	0	0	0	0	0	0	0	0	145
1980-1989	1980-1989	0	0	0	0	0	33	0	0	0	0	0	0	0	0	33
1990-1994	1990-1994	0	0	0	0	0	1	0	0	0	0	0	0	0	0	1
Don't know	9998	0	0	0	0	0	106	0	0	0	0	0	0	0	0	106
No answer	9999	0	0	0	0	0	68	0	0	0	0	0	0	0	0	68
Not applicable	IAP	13626	354	7542	353	5907	8639	2817	2765	2812	4510	2023	2044	1974	2538	57904

C4. Birth year of fourth sibling.

[VAR: SBYRBRN4]

<u>RESPONSE</u>	<u>PUNCH</u>	<u>YEAR</u>														
		<u>1972-82</u>	<u>1982B</u>	<u>1983-87</u>	<u>1987B</u>	<u>1988-91</u>	<u>1993-98</u>	<u>2000</u>	<u>2002</u>	<u>2004</u>	<u>2006</u>	<u>2008</u>	<u>2010</u>	<u>2012</u>	<u>2014</u>	<u>ALL</u>
1899 or before	1800-1899	0	0	0	0	0	3	0	0	0	0	0	0	0	0	3
1900-1909	1900-1909	0	0	0	0	0	21	0	0	0	0	0	0	0	0	21
1910-1919	1910-1919	0	0	0	0	0	48	0	0	0	0	0	0	0	0	48
1920-1929	1920-1929	0	0	0	0	0	112	0	0	0	0	0	0	0	0	112
1930-1939	1930-1939	0	0	0	0	0	106	0	0	0	0	0	0	0	0	106
1940-1949	1940-1949	0	0	0	0	0	156	0	0	0	0	0	0	0	0	156
1950-1959	1950-1959	0	0	0	0	0	239	0	0	0	0	0	0	0	0	239
1960-1969	1960-1969	0	0	0	0	0	235	0	0	0	0	0	0	0	0	235
1970-1979	1970-1979	0	0	0	0	0	95	0	0	0	0	0	0	0	0	95
1980-1989	1980-1989	0	0	0	0	0	25	0	0	0	0	0	0	0	0	25
1990-1994	1990-1994	0	0	0	0	0	3	0	0	0	0	0	0	0	0	3
Don't know	9998	0	0	0	0	0	97	0	0	0	0	0	0	0	0	97
No answer	9999	0	0	0	0	0	58	0	0	0	0	0	0	0	0	58
Not applicable	IAP	13626	354	7542	353	5907	9136	2817	2765	2812	4510	2023	2044	1974	2538	58401

C5. Birth year of fifth sibling.

[VAR: SBYRBRN5]

<u>RESPONSE</u>	<u>PUNCH</u>	<u>YEAR</u>														
		<u>1972-82</u>	<u>1982B</u>	<u>1983-87</u>	<u>1987B</u>	<u>1988-91</u>	<u>1993-98</u>	<u>2000</u>	<u>2002</u>	<u>2004</u>	<u>2006</u>	<u>2008</u>	<u>2010</u>	<u>2012</u>	<u>2014</u>	<u>ALL</u>
1899 or before	1800-1899	0	0	0	0	0	0	0	0	0	0	0	0	0	0	0
1900-1909	1900-1909	0	0	0	0	0	16	0	0	0	0	0	0	0	0	16
1910-1919	1910-1919	0	0	0	0	0	36	0	0	0	0	0	0	0	0	36
1920-1929	1920-1929	0	0	0	0	0	78	0	0	0	0	0	0	0	0	78
1930-1939	1930-1939	0	0	0	0	0	78	0	0	0	0	0	0	0	0	78
1940-1949	1940-1949	0	0	0	0	0	93	0	0	0	0	0	0	0	0	93
1950-1959	1950-1959	0	0	0	0	0	162	0	0	0	0	0	0	0	0	162
1960-1969	1960-1969	0	0	0	0	0	156	0	0	0	0	0	0	0	0	156
1970-1979	1970-1979	0	0	0	0	0	58	0	0	0	0	0	0	0	0	58
1980-1989	1980-1989	0	0	0	0	0	16	0	0	0	0	0	0	0	0	16
1990-1994	1990-1994	0	0	0	0	0	1	0	0	0	0	0	0	0	0	1
Don't know	9998	0	0	0	0	0	90	0	0	0	0	0	0	0	0	90
No answer	9999	0	0	0	0	0	50	0	0	0	0	0	0	0	0	50
Not applicable	IAP	13626	354	7542	353	5907	9500	2817	2765	2812	4510	2023	2044	1974	2538	58765

C6. Birth year of sixth sibling.

[VAR: SBYRBRN6]

<u>RESPONSE</u>	<u>PUNCH</u>	<u>YEAR</u>														
		<u>1972-82</u>	<u>1982B</u>	<u>1983-87</u>	<u>1987B</u>	<u>1988-91</u>	<u>1993-98</u>	<u>2000</u>	<u>2002</u>	<u>2004</u>	<u>2006</u>	<u>2008</u>	<u>2010</u>	<u>2012</u>	<u>2014</u>	<u>ALL</u>
1899 or before	1800-1899	0	0	0	0	0	0	0	0	0	0	0	0	0	0	0
1900-1909	1900-1909	0	0	0	0	0	10	0	0	0	0	0	0	0	0	10
1910-1919	1910-1919	0	0	0	0	0	23	0	0	0	0	0	0	0	0	23
1920-1929	1920-1929	0	0	0	0	0	57	0	0	0	0	0	0	0	0	57
1930-1939	1930-1939	0	0	0	0	0	52	0	0	0	0	0	0	0	0	52
1940-1949	1940-1949	0	0	0	0	0	66	0	0	0	0	0	0	0	0	66
1950-1959	1950-1959	0	0	0	0	0	96	0	0	0	0	0	0	0	0	96
1960-1969	1960-1969	0	0	0	0	0	120	0	0	0	0	0	0	0	0	120
1970-1979	1970-1979	0	0	0	0	0	40	0	0	0	0	0	0	0	0	40
1980-1989	1980-1989	0	0	0	0	0	10	0	0	0	0	0	0	0	0	10
1990-1994	1990-1994	0	0	0	0	0	2	0	0	0	0	0	0	0	0	2
Don't know	9998	0	0	0	0	0	77	0	0	0	0	0	0	0	0	77
No answer	9999	0	0	0	0	0	41	0	0	0	0	0	0	0	0	41
Not applicable	IAP	13626	354	7542	353	5907	9740	2817	2765	2812	4510	2023	2044	1974	2538	59005

C7. Birth year of seventh sibling.

[VAR: SBYRBRN7]

<u>RESPONSE</u>	<u>PUNCH</u>	<u>YEAR</u>														
		<u>1972-82</u>	<u>1982B</u>	<u>1983-87</u>	<u>1987B</u>	<u>1988-91</u>	<u>1993-98</u>	<u>2000</u>	<u>2002</u>	<u>2004</u>	<u>2006</u>	<u>2008</u>	<u>2010</u>	<u>2012</u>	<u>2014</u>	<u>ALL</u>
1899 or before	1800-1899	0	0	0	0	0	0	0	0	0	0	0	0	0	0	0
1900-1909	1900-1909	0	0	0	0	0	3	0	0	0	0	0	0	0	0	3
1910-1919	1910-1919	0	0	0	0	0	18	0	0	0	0	0	0	0	0	18
1920-1929	1920-1929	0	0	0	0	0	30	0	0	0	0	0	0	0	0	30
1930-1939	1930-1939	0	0	0	0	0	41	0	0	0	0	0	0	0	0	41
1940-1949	1940-1949	0	0	0	0	0	48	0	0	0	0	0	0	0	0	48
1950-1959	1950-1959	0	0	0	0	0	63	0	0	0	0	0	0	0	0	63
1960-1969	1960-1969	0	0	0	0	0	76	0	0	0	0	0	0	0	0	76
1970-1979	1970-1979	0	0	0	0	0	24	0	0	0	0	0	0	0	0	24
1980-1989	1980-1989	0	0	0	0	0	12	0	0	0	0	0	0	0	0	12
1990-1994	1990-1994	0	0	0	0	0	0	0	0	0	0	0	0	0	0	0
Don't know	9998	0	0	0	0	0	61	0	0	0	0	0	0	0	0	61
No answer	9999	0	0	0	0	0	33	0	0	0	0	0	0	0	0	33
Not applicable	IAP	13626	354	7542	353	5907	9925	2817	2765	2812	4510	2023	2044	1974	2538	59190

C8. Birth year of eighth sibling.

[VAR: SBYRBRN8]

RESPONSE	PUNCH	YEAR														
		1972-82	1982B	1983-87	1987B	1988-91	1993-98	2000	2002	2004	2006	2008	2010	2012	2014	ALL
1899 or before	1800-1899	0	0	0	0	0	0	0	0	0	0	0	0	0	0	0
1900-1909	1900-1909	0	0	0	0	0	3	0	0	0	0	0	0	0	0	3
1910-1919	1910-1919	0	0	0	0	0	12	0	0	0	0	0	0	0	0	12
1920-1929	1920-1929	0	0	0	0	0	16	0	0	0	0	0	0	0	0	16
1930-1939	1930-1939	0	0	0	0	0	29	0	0	0	0	0	0	0	0	29
1940-1949	1940-1949	0	0	0	0	0	27	0	0	0	0	0	0	0	0	27
1950-1959	1950-1959	0	0	0	0	0	46	0	0	0	0	0	0	0	0	46
1960-1969	1960-1969	0	0	0	0	0	55	0	0	0	0	0	0	0	0	55
1970-1979	1970-1979	0	0	0	0	0	16	0	0	0	0	0	0	0	0	16
1980-1989	1980-1989	0	0	0	0	0	10	0	0	0	0	0	0	0	0	10
1990-1994	1990-1994	0	0	0	0	0	2	0	0	0	0	0	0	0	0	2
Don't know	9998	0	0	0	0	0	47	0	0	0	0	0	0	0	0	47
No answer	9999	0	0	0	0	0	27	0	0	0	0	0	0	0	0	27
Not applicable	IAP	13626	354	7542	353	5907	10044	2817	2765	2812	4510	2023	2044	1974	2538	59309

C9. Birth year of ninth sibling.

[VAR: SBYRBRN9]

RESPONSE	PUNCH	YEAR														
		1972-82	1982B	1983-87	1987B	1988-91	1993-98	2000	2002	2004	2006	2008	2010	2012	2014	ALL
1899 or before	1800-1899	0	0	0	0	0	0	0	0	0	0	0	0	0	0	0
1900-1909	1900-1909	0	0	0	0	0	1	0	0	0	0	0	0	0	0	1
1910-1919	1910-1919	0	0	0	0	0	8	0	0	0	0	0	0	0	0	8
1920-1929	1920-1929	0	0	0	0	0	11	0	0	0	0	0	0	0	0	11
1930-1939	1930-1939	0	0	0	0	0	22	0	0	0	0	0	0	0	0	22
1940-1949	1940-1949	0	0	0	0	0	13	0	0	0	0	0	0	0	0	13
1950-1959	1950-1959	0	0	0	0	0	27	0	0	0	0	0	0	0	0	27
1960-1969	1960-1969	0	0	0	0	0	40	0	0	0	0	0	0	0	0	40
1970-1979	1970-1979	0	0	0	0	0	14	0	0	0	0	0	0	0	0	14
1980-1989	1980-1989	0	0	0	0	0	3	0	0	0	0	0	0	0	0	3
1990-1994	1990-1994	0	0	0	0	0	4	0	0	0	0	0	0	0	0	4
Don't know	9998	0	0	0	0	0	34	0	0	0	0	0	0	0	0	34
No answer	9999	0	0	0	0	0	20	0	0	0	0	0	0	0	0	20
Not applicable	IAP	13626	354	7542	353	5907	10137	2817	2765	2812	4510	2023	2044	1974	2538	59402

REMARKS: Exact year of birth is given. The above collapsed codes are presented for convenience of display only.

D1. Relation to R. of first sibling

[VAR: SBREL1]

<u>RESPONSE</u>	<u>PUNCH</u>	<u>YEAR</u>														
		<u>1972-82</u>	<u>1982B</u>	<u>1983-87</u>	<u>1987B</u>	<u>1988-91</u>	<u>1993-98</u>	<u>2000</u>	<u>2002</u>	<u>2004</u>	<u>2006</u>	<u>2008</u>	<u>2010</u>	<u>2012</u>	<u>2014</u>	<u>ALL</u>
Full	1	0	0	0	0	0	2441	0	0	0	0	0	0	0	0	2441
Adopted	2	0	0	0	0	0	40	0	0	0	0	0	0	0	0	40
Step	3	0	0	0	0	0	91	0	0	0	0	0	0	0	0	91
Half	4	0	0	0	0	0	209	0	0	0	0	0	0	0	0	209
Don't know	8	0	0	0	0	0	1	0	0	0	0	0	0	0	0	1
No answer	9	0	0	0	0	0	39	0	0	0	0	0	0	0	0	39
Not applicable	IAP	13626	354	7542	353	5907	7513	2817	2765	2812	4510	2023	2044	1974	2538	56778

D2. Relation to R. of second sibling

[VAR: SBREL2]

<u>RESPONSE</u>	<u>PUNCH</u>	<u>YEAR</u>														
		<u>1972-82</u>	<u>1982B</u>	<u>1983-87</u>	<u>1987B</u>	<u>1988-91</u>	<u>1993-98</u>	<u>2000</u>	<u>2002</u>	<u>2004</u>	<u>2006</u>	<u>2008</u>	<u>2010</u>	<u>2012</u>	<u>2014</u>	<u>ALL</u>
Full	1	0	0	0	0	0	1940	0	0	0	0	0	0	0	0	1940
Adopted	2	0	0	0	0	0	20	0	0	0	0	0	0	0	0	20
Step	3	0	0	0	0	0	89	0	0	0	0	0	0	0	0	89
Half	4	0	0	0	0	0	175	0	0	0	0	0	0	0	0	175
Don't know	8	0	0	0	0	0	0	0	0	0	0	0	0	0	0	0
No answer	9	0	0	0	0	0	47	0	0	0	0	0	0	0	0	47
Not applicable	IAP	13626	354	7542	353	5907	8063	2817	2765	2812	4510	2023	2044	1974	2538	57328

D3. Relation to R. of third sibling

[VAR: SBREL3]

<u>RESPONSE</u>	<u>PUNCH</u>	<u>YEAR</u>														
		<u>1972-82</u>	<u>1982B</u>	<u>1983-87</u>	<u>1987B</u>	<u>1988-91</u>	<u>1993-98</u>	<u>2000</u>	<u>2002</u>	<u>2004</u>	<u>2006</u>	<u>2008</u>	<u>2010</u>	<u>2012</u>	<u>2014</u>	<u>ALL</u>
Full	1	0	0	0	0	0	1401	0	0	0	0	0	0	0	0	1401
Adopted	2	0	0	0	0	0	12	0	0	0	0	0	0	0	0	12
Step	3	0	0	0	0	0	73	0	0	0	0	0	0	0	0	73
Half	4	0	0	0	0	0	162	0	0	0	0	0	0	0	0	162
Don't know	8	0	0	0	0	0	1	0	0	0	0	0	0	0	0	1
No answer	9	0	0	0	0	0	46	0	0	0	0	0	0	0	0	46
Not applicable	IAP	13626	354	7542	353	5907	8639	2817	2765	2812	4510	2023	2044	1974	2538	57904

D4. Relation to R. of fourth sibling

[VAR: SBREL4]

<u>RESPONSE</u>	<u>PUNCH</u>	<u>YEAR</u>														
		<u>1972-82</u>	<u>1982B</u>	<u>1983-87</u>	<u>1987B</u>	<u>1988-91</u>	<u>1993-98</u>	<u>2000</u>	<u>2002</u>	<u>2004</u>	<u>2006</u>	<u>2008</u>	<u>2010</u>	<u>2012</u>	<u>2014</u>	<u>ALL</u>
Full	1	0	0	0	0	0	956	0	0	0	0	0	0	0	0	956
Adopted	2	0	0	0	0	0	5	0	0	0	0	0	0	0	0	5
Step	3	0	0	0	0	0	66	0	0	0	0	0	0	0	0	66
Half	4	0	0	0	0	0	124	0	0	0	0	0	0	0	0	124
Don't know	8	0	0	0	0	0	2	0	0	0	0	0	0	0	0	2
No answer	9	0	0	0	0	0	45	0	0	0	0	0	0	0	0	45
Not applicable	IAP	13626	354	7542	353	5907	9136	2817	2765	2812	4510	2023	2044	1974	2538	58401

D5. Relation to R. of fifth sibling

[VAR: SBREL5]

<u>RESPONSE</u>	<u>PUNCH</u>	<u>YEAR</u>														
		<u>1972-82</u>	<u>1982B</u>	<u>1983-87</u>	<u>1987B</u>	<u>1988-91</u>	<u>1993-98</u>	<u>2000</u>	<u>2002</u>	<u>2004</u>	<u>2006</u>	<u>2008</u>	<u>2010</u>	<u>2012</u>	<u>2014</u>	<u>ALL</u>
Full	1	0	0	0	0	0	644	0	0	0	0	0	0	0	0	644
Adopted	2	0	0	0	0	0	5	0	0	0	0	0	0	0	0	5
Step	3	0	0	0	0	0	47	0	0	0	0	0	0	0	0	47
Half	4	0	0	0	0	0	93	0	0	0	0	0	0	0	0	93
Don't know	8	0	0	0	0	0	2	0	0	0	0	0	0	0	0	2
No answer	9	0	0	0	0	0	43	0	0	0	0	0	0	0	0	43
Not applicable	IAP	13626	354	7542	353	5907	9500	2817	2765	2812	4510	2023	2044	1974	2538	58765

D6. Relation to R. of sixth sibling

[VAR: SBREL6]

<u>RESPONSE</u>	<u>PUNCH</u>	<u>YEAR</u>														
		<u>1972-82</u>	<u>1982B</u>	<u>1983-87</u>	<u>1987B</u>	<u>1988-91</u>	<u>1993-98</u>	<u>2000</u>	<u>2002</u>	<u>2004</u>	<u>2006</u>	<u>2008</u>	<u>2010</u>	<u>2012</u>	<u>2014</u>	<u>ALL</u>
Full	1	0	0	0	0	0	454	0	0	0	0	0	0	0	0	454
Adopted	2	0	0	0	0	0	5	0	0	0	0	0	0	0	0	5
Step	3	0	0	0	0	0	34	0	0	0	0	0	0	0	0	34
Half	4	0	0	0	0	0	63	0	0	0	0	0	0	0	0	63
Don't know	8	0	0	0	0	0	2	0	0	0	0	0	0	0	0	2
No answer	9	0	0	0	0	0	36	0	0	0	0	0	0	0	0	36
Not applicable	IAP	13626	354	7542	353	5907	9740	2817	2765	2812	4510	2023	2044	1974	2538	59005

D7. Relation to R. of seventh sibling

[VAR: SBREL7]

<u>RESPONSE</u>	<u>PUNCH</u>	<u>YEAR</u>														
		<u>1972-82</u>	<u>1982B</u>	<u>1983-87</u>	<u>1987B</u>	<u>1988-91</u>	<u>1993-98</u>	<u>2000</u>	<u>2002</u>	<u>2004</u>	<u>2006</u>	<u>2008</u>	<u>2010</u>	<u>2012</u>	<u>2014</u>	<u>ALL</u>
Full	1	0	0	0	0	0	313	0	0	0	0	0	0	0	0	313
Adopted	2	0	0	0	0	0	3	0	0	0	0	0	0	0	0	3
Step	3	0	0	0	0	0	24	0	0	0	0	0	0	0	0	24
Half	4	0	0	0	0	0	43	0	0	0	0	0	0	0	0	43
Don't know	8	0	0	0	0	0	1	0	0	0	0	0	0	0	0	1
No answer	9	0	0	0	0	0	25	0	0	0	0	0	0	0	0	25
Not applicable	IAP	13626	354	7542	353	5907	9925	2817	2765	2812	4510	2023	2044	1974	2538	59190

D8. Relation to R. of eighth sibling

[VAR: SBREL8]

<u>RESPONSE</u>	<u>PUNCH</u>	<u>YEAR</u>														
		<u>1972-82</u>	<u>1982B</u>	<u>1983-87</u>	<u>1987B</u>	<u>1988-91</u>	<u>1993-98</u>	<u>2000</u>	<u>2002</u>	<u>2004</u>	<u>2006</u>	<u>2008</u>	<u>2010</u>	<u>2012</u>	<u>2014</u>	<u>ALL</u>
Full	1	0	0	0	0	0	214	0	0	0	0	0	0	0	0	214
Adopted	2	0	0	0	0	0	2	0	0	0	0	0	0	0	0	2
Step	3	0	0	0	0	0	17	0	0	0	0	0	0	0	0	17
Half	4	0	0	0	0	0	33	0	0	0	0	0	0	0	0	33
Don't know	8	0	0	0	0	0	0	0	0	0	0	0	0	0	0	0
No answer	9	0	0	0	0	0	24	0	0	0	0	0	0	0	0	24
Not applicable	IAP	13626	354	7542	353	5907	10044	2817	2765	2812	4510	2023	2044	1974	2538	59309

D9. Relation to R. of ninth sibling

[VAR: SBREL9]

<u>RESPONSE</u>	<u>PUNCH</u>	<u>YEAR</u>														
		<u>1972-82</u>	<u>1982B</u>	<u>1983-87</u>	<u>1987B</u>	<u>1988-91</u>	<u>1993-98</u>	<u>2000</u>	<u>2002</u>	<u>2004</u>	<u>2006</u>	<u>2008</u>	<u>2010</u>	<u>2012</u>	<u>2014</u>	<u>ALL</u>
Full	1	0	0	0	0	0	138	0	0	0	0	0	0	0	0	138
Adopted	2	0	0	0	0	0	1	0	0	0	0	0	0	0	0	1
Step	3	0	0	0	0	0	11	0	0	0	0	0	0	0	0	11
Half	4	0	0	0	0	0	27	0	0	0	0	0	0	0	0	27
Don't know	8	0	0	0	0	0	1	0	0	0	0	0	0	0	0	1
No answer	9	0	0	0	0	0	19	0	0	0	0	0	0	0	0	19
Not applicable	IAP	13626	354	7542	353	5907	10137	2817	2765	2812	4510	2023	2044	1974	2538	59402

LIFE STATUS OF SIBLINGS

E1. Is first sibling alive?

[VAR: SBALIVE1]

<u>RESPONSE</u>	<u>PUNCH</u>	<u>YEAR</u>														
		<u>1972-82</u>	<u>1982B</u>	<u>1983-87</u>	<u>1987B</u>	<u>1988-91</u>	<u>1993-98</u>	<u>2000</u>	<u>2002</u>	<u>2004</u>	<u>2006</u>	<u>2008</u>	<u>2010</u>	<u>2012</u>	<u>2014</u>	<u>ALL</u>
Yes	1	0	0	0	0	0	2366	0	0	0	0	0	0	0	0	2366
No	2	0	0	0	0	0	418	0	0	0	0	0	0	0	0	418
Don't know	8	0	0	0	0	0	5	0	0	0	0	0	0	0	0	5
No answer	9	0	0	0	0	0	32	0	0	0	0	0	0	0	0	32
Not applicable	IAP	13626	354	7542	353	5907	7513	2817	2765	2812	4510	2023	2044	1974	2538	56778

E2. Is second sibling alive?

[VAR: SBALIVE2]

<u>RESPONSE</u>	<u>PUNCH</u>	<u>YEAR</u>														
		<u>1972-82</u>	<u>1982B</u>	<u>1983-87</u>	<u>1987B</u>	<u>1988-91</u>	<u>1993-98</u>	<u>2000</u>	<u>2002</u>	<u>2004</u>	<u>2006</u>	<u>2008</u>	<u>2010</u>	<u>2012</u>	<u>2014</u>	<u>ALL</u>
Yes	1	0	0	0	0	0	1912	0	0	0	0	0	0	0	0	1912
No	2	0	0	0	0	0	316	0	0	0	0	0	0	0	0	316
Don't know	8	0	0	0	0	0	1	0	0	0	0	0	0	0	0	1
No answer	9	0	0	0	0	0	42	0	0	0	0	0	0	0	0	42
Not applicable	IAP	13626	354	7542	353	5907	8063	2817	2765	2812	4510	2023	2044	1974	2538	57328

E3. Is third sibling alive?

[VAR: SBALIVE3]

<u>RESPONSE</u>	<u>PUNCH</u>	<u>YEAR</u>														
		<u>1972-82</u>	<u>1982B</u>	<u>1983-87</u>	<u>1987B</u>	<u>1988-91</u>	<u>1993-98</u>	<u>2000</u>	<u>2002</u>	<u>2004</u>	<u>2006</u>	<u>2008</u>	<u>2010</u>	<u>2012</u>	<u>2014</u>	<u>ALL</u>
Yes	1	0	0	0	0	0	1402	0	0	0	0	0	0	0	0	1402
No	2	0	0	0	0	0	246	0	0	0	0	0	0	0	0	246
Don't know	8	0	0	0	0	0	2	0	0	0	0	0	0	0	0	2
No answer	9	0	0	0	0	0	45	0	0	0	0	0	0	0	0	45
Not applicable	IAP	13626	354	7542	353	5907	8639	2817	2765	2812	4510	2023	2044	1974	2538	57904

E4. Is fourth sibling alive?

[VAR: SBALIVE4]

<u>RESPONSE</u>	<u>PUNCH</u>	<u>YEAR</u>														
		<u>1972-82</u>	<u>1982B</u>	<u>1983-87</u>	<u>1987B</u>	<u>1988-91</u>	<u>1993-98</u>	<u>2000</u>	<u>2002</u>	<u>2004</u>	<u>2006</u>	<u>2008</u>	<u>2010</u>	<u>2012</u>	<u>2014</u>	<u>ALL</u>
Yes	1	0	0	0	0	0	984	0	0	0	0	0	0	0	0	984
No	2	0	0	0	0	0	168	0	0	0	0	0	0	0	0	168
Don't know	8	0	0	0	0	0	3	0	0	0	0	0	0	0	0	3
No answer	9	0	0	0	0	0	43	0	0	0	0	0	0	0	0	43
Not applicable	IAP	13626	354	7542	353	5907	9136	2817	2765	2812	4510	2023	2044	1974	2538	58401

E5. Is fifth sibling alive?

[VAR: SBALIVE5]

<u>RESPONSE</u>	<u>PUNCH</u>	<u>YEAR</u>														
		<u>1972-82</u>	<u>1982B</u>	<u>1983-87</u>	<u>1987B</u>	<u>1988-91</u>	<u>1993-98</u>	<u>2000</u>	<u>2002</u>	<u>2004</u>	<u>2006</u>	<u>2008</u>	<u>2010</u>	<u>2012</u>	<u>2014</u>	<u>ALL</u>
Yes	1	0	0	0	0	0	650	0	0	0	0	0	0	0	0	650
No	2	0	0	0	0	0	142	0	0	0	0	0	0	0	0	142
Don't know	8	0	0	0	0	0	5	0	0	0	0	0	0	0	0	5
No answer	9	0	0	0	0	0	37	0	0	0	0	0	0	0	0	37
Not applicable	IAP	13626	354	7542	353	5907	9500	2817	2765	2812	4510	2023	2044	1974	2538	58765

E6. Is sixth sibling alive?

[VAR: SBALIVE6]

<u>RESPONSE</u>	<u>PUNCH</u>	<u>YEAR</u>														
		<u>1972-82</u>	<u>1982B</u>	<u>1983-87</u>	<u>1987B</u>	<u>1988-91</u>	<u>1993-98</u>	<u>2000</u>	<u>2002</u>	<u>2004</u>	<u>2006</u>	<u>2008</u>	<u>2010</u>	<u>2012</u>	<u>2014</u>	<u>ALL</u>
Yes	1	0	0	0	0	0	465	0	0	0	0	0	0	0	0	465
No	2	0	0	0	0	0	95	0	0	0	0	0	0	0	0	95
Don't know	8	0	0	0	0	0	4	0	0	0	0	0	0	0	0	4
No answer	9	0	0	0	0	0	30	0	0	0	0	0	0	0	0	30
Not applicable	IAP	13626	354	7542	353	5907	9740	2817	2765	2812	4510	2023	2044	1974	2538	59005

E7. Is seventh sibling alive?

[VAR: SBALIVE7]

<u>RESPONSE</u>	<u>PUNCH</u>	<u>YEAR</u>														
		<u>1972-82</u>	<u>1982B</u>	<u>1983-87</u>	<u>1987B</u>	<u>1988-91</u>	<u>1993-98</u>	<u>2000</u>	<u>2002</u>	<u>2004</u>	<u>2006</u>	<u>2008</u>	<u>2010</u>	<u>2012</u>	<u>2014</u>	<u>ALL</u>
Yes	1	0	0	0	0	0	310	0	0	0	0	0	0	0	0	310
No	2	0	0	0	0	0	68	0	0	0	0	0	0	0	0	68
Don't know	8	0	0	0	0	0	4	0	0	0	0	0	0	0	0	4
No answer	9	0	0	0	0	0	27	0	0	0	0	0	0	0	0	27
Not applicable	IAP	13626	354	7542	353	5907	9925	2817	2765	2812	4510	2023	2044	1974	2538	59190

E8. Is eighth sibling alive?

[VAR: SBALIVE8]

<u>RESPONSE</u>	<u>PUNCH</u>	<u>YEAR</u>														
		<u>1972-82</u>	<u>1982B</u>	<u>1983-87</u>	<u>1987B</u>	<u>1988-91</u>	<u>1993-98</u>	<u>2000</u>	<u>2002</u>	<u>2004</u>	<u>2006</u>	<u>2008</u>	<u>2010</u>	<u>2012</u>	<u>2014</u>	<u>ALL</u>
Yes	1	0	0	0	0	0	216	0	0	0	0	0	0	0	0	216
No	2	0	0	0	0	0	48	0	0	0	0	0	0	0	0	48
Don't know	8	0	0	0	0	0	2	0	0	0	0	0	0	0	0	2
No answer	9	0	0	0	0	0	24	0	0	0	0	0	0	0	0	24
Not applicable	IAP	13626	354	7542	353	5907	10044	2817	2765	2812	4510	2023	2044	1974	2538	59309

E9. Is ninth sibling alive?

[VAR: SBALIVE9]

<u>RESPONSE</u>	<u>PUNCH</u>	<u>YEAR</u>														
		<u>1972-82</u>	<u>1982B</u>	<u>1983-87</u>	<u>1987B</u>	<u>1988-91</u>	<u>1993-98</u>	<u>2000</u>	<u>2002</u>	<u>2004</u>	<u>2006</u>	<u>2008</u>	<u>2010</u>	<u>2012</u>	<u>2014</u>	<u>ALL</u>
Yes	1	0	0	0	0	0	135	0	0	0	0	0	0	0	0	135
No	2	0	0	0	0	0	42	0	0	0	0	0	0	0	0	42
Don't know	8	0	0	0	0	0	3	0	0	0	0	0	0	0	0	3
No answer	9	0	0	0	0	0	17	0	0	0	0	0	0	0	0	17
Not applicable	IAP	13626	354	7542	353	5907	10137	2817	2765	2812	4510	2023	2044	1974	2538	59402

511. NUMBER OF SIBLING SELECTED FOR FOLLOW-UP QUESTIONS:

[VAR: SBPICKED]

RESPONSE	PUNCH	YEAR														
		1972-82	1982B	1983-87	1987B	1988-91	1993-98	2000	2002	2004	2006	2008	2010	2012	2014	ALL
1	1	0	0	0	0	0	1136	0	0	0	0	0	0	0	0	1136
2	2	0	0	0	0	0	637	0	0	0	0	0	0	0	0	637
3	3	0	0	0	0	0	377	0	0	0	0	0	0	0	0	377
4	4	0	0	0	0	0	213	0	0	0	0	0	0	0	0	213
5	5	0	0	0	0	0	105	0	0	0	0	0	0	0	0	105
6	6	0	0	0	0	0	100	0	0	0	0	0	0	0	0	100
7	7	0	0	0	0	0	41	0	0	0	0	0	0	0	0	41
8	8	0	0	0	0	0	33	0	0	0	0	0	0	0	0	33
9	9	0	0	0	0	0	20	0	0	0	0	0	0	0	0	20
Not applicable	IAP	13626	354	7542	353	5907	7672	2817	2765	2812	4510	2023	2044	1974	2538	56937

REMARKS: Number corresponds to the number of the sibling (1-9) who was randomly chosen from the follow-up questions (SBEDUC to SBIND80). Siblings were supposed to be listed from oldest to youngest, but this was not always done. Out-of-order listings are more likely to occur when some of the siblings had died and when all of the siblings were not full, biological relations. Thus, one cannot necessarily infer age from order of listings.

512-513. And now I'd like to know a little more about (NAME OF SELECTED BROTHER OR SISTER). We are interested in finding out the ways in which brothers and sisters are the same and the ways in which they differ. What is the highest grade in elementary school or high school that (s/he) finished and got credit for? CODE EXACT GRADE.

IF FINISHED 9TH - 12TH GRADE OR DON'T KNOW:

- A. Did (s/he) ever get a high school diploma or a GED certificate?
- B. Did (s/he) ever complete one or more years of college for credit--not including schooling such as business college, technical or vocational school?

IF YES TO B:

- How many years did (s/he) complete?
- Does (s/he) have any college degrees?

IF YES TO [2]:

- What degree or degrees? CODE HIGHEST DEGREE EARNED

512. SIBLING'S EDUCATION

[VAR: SBEDUC]

<u>RESPONSE</u>	<u>PUNCH</u>	<u>YEAR</u>														
		<u>1972-82</u>	<u>1982B</u>	<u>1983-87</u>	<u>1987B</u>	<u>1988-91</u>	<u>1993-98</u>	<u>2000</u>	<u>2002</u>	<u>2004</u>	<u>2006</u>	<u>2008</u>	<u>2010</u>	<u>2012</u>	<u>2014</u>	<u>ALL</u>
No formal school	0	0	0	0	0	0	8	0	0	0	0	0	0	0	0	8
1st grade	1	0	0	0	0	0	0	0	0	0	0	0	0	0	0	0
2nd grade	2	0	0	0	0	0	0	0	0	0	0	0	0	0	0	0
3rd grade	3	0	0	0	0	0	4	0	0	0	0	0	0	0	0	4
4th grade	4	0	0	0	0	0	9	0	0	0	0	0	0	0	0	9
5th grade	5	0	0	0	0	0	6	0	0	0	0	0	0	0	0	6
6th grade	6	0	0	0	0	0	20	0	0	0	0	0	0	0	0	20
7th grade	7	0	0	0	0	0	22	0	0	0	0	0	0	0	0	22
8th grade	8	0	0	0	0	0	75	0	0	0	0	0	0	0	0	75
9th grade	9	0	0	0	0	0	45	0	0	0	0	0	0	0	0	45
10th grade	10	0	0	0	0	0	118	0	0	0	0	0	0	0	0	118
11th grade	11	0	0	0	0	0	130	0	0	0	0	0	0	0	0	130
12th grade	12	0	0	0	0	0	993	0	0	0	0	0	0	0	0	993
1 year of college	13	0	0	0	0	0	134	0	0	0	0	0	0	0	0	134
2 years of college	14	0	0	0	0	0	253	0	0	0	0	0	0	0	0	253
3 years of college	15	0	0	0	0	0	74	0	0	0	0	0	0	0	0	74
4 years of college	16	0	0	0	0	0	409	0	0	0	0	0	0	0	0	409
5 years of college	17	0	0	0	0	0	39	0	0	0	0	0	0	0	0	39
6 years of college	18	0	0	0	0	0	88	0	0	0	0	0	0	0	0	88
7 years of college	19	0	0	0	0	0	20	0	0	0	0	0	0	0	0	20
8 years of college	20	0	0	0	0	0	56	0	0	0	0	0	0	0	0	56
Don't know	98	0	0	0	0	0	111	0	0	0	0	0	0	0	0	111
No answer	99	0	0	0	0	0	0	0	0	0	0	0	0	0	0	0
Not applicable (Punch 0 in SBPICKED)	97	13626	354	7542	353	5907	7720	2817	2765	2812	4510	2023	2044	1974	2538	56985

513. SIBLING'S DEGREE

[VAR: SBDEG]

<u>RESPONSE</u>	<u>PUNCH</u>	<u>YEAR</u>														
		<u>1972-82</u>	<u>1982B</u>	<u>1983-87</u>	<u>1987B</u>	<u>1988-91</u>	<u>1993-98</u>	<u>2000</u>	<u>2002</u>	<u>2004</u>	<u>2006</u>	<u>2008</u>	<u>2010</u>	<u>2012</u>	<u>2014</u>	<u>ALL</u>
Less than high school	0	0	0	0	0	0	390	0	0	0	0	0	0	0	0	390
High school	1	0	0	0	0	0	1431	0	0	0	0	0	0	0	0	1431
Associate/Junior college	2	0	0	0	0	0	116	0	0	0	0	0	0	0	0	116
Bachelor's	3	0	0	0	0	0	402	0	0	0	0	0	0	0	0	402
Graduate	4	0	0	0	0	0	178	0	0	0	0	0	0	0	0	178
Don't know	8	0	0	0	0	0	92	0	0	0	0	0	0	0	0	92
No answer	9	0	0	0	0	0	5	0	0	0	0	0	0	0	0	5
Not applicable (Punch 0 in SBPICKED)	7	13626	354	7542	353	5907	7720	2817	2765	2812	4510	2023	2044	1974	2538	56985

514. Is (BROTHER'S NAME/SISTER'S NAME) currently working at a paid job?

[VAR: SBWORK1]

<u>RESPONSE</u>	<u>PUNCH</u>	<u>YEAR</u>														
		<u>1972-82</u>	<u>1982B</u>	<u>1983-87</u>	<u>1987B</u>	<u>1988-91</u>	<u>1993-98</u>	<u>2000</u>	<u>2002</u>	<u>2004</u>	<u>2006</u>	<u>2008</u>	<u>2010</u>	<u>2012</u>	<u>2014</u>	<u>ALL</u>
Yes (ASK SBOCC80)	1	0	0	0	0	0	1721	0	0	0	0	0	0	0	0	1721
No (ASK SBWORK2)	2	0	0	0	0	0	791	0	0	0	0	0	0	0	0	791
Don't know (ASK SBWORK2)	8	0	0	0	0	0	101	0	0	0	0	0	0	0	0	101
No answer	9	0	0	0	0	0	49	0	0	0	0	0	0	0	0	49
Not applicable (Punch 0 in SBPICKED)	IAP	13626	354	7542	353	5907	7672	2817	2765	2812	4510	2023	2044	1974	2538	56937

515. Does (s/he) do any work at all, even if it's only a part-time job? Include unpaid work of 15 or more hours per week in a family business or farm.

[VAR: SBWORK2]

<u>RESPONSE</u>	<u>PUNCH</u>	<u>YEAR</u>														
		<u>1972-82</u>	<u>1982B</u>	<u>1983-87</u>	<u>1987B</u>	<u>1988-91</u>	<u>1993-98</u>	<u>2000</u>	<u>2002</u>	<u>2004</u>	<u>2006</u>	<u>2008</u>	<u>2010</u>	<u>2012</u>	<u>2014</u>	<u>ALL</u>
Yes (ASK SBOCC80)	1	0	0	0	0	0	160	0	0	0	0	0	0	0	0	160
No (ASK SBEVWORK)	2	0	0	0	0	0	609	0	0	0	0	0	0	0	0	609
Don't know (ASK SBEVWORK)	8	0	0	0	0	0	113	0	0	0	0	0	0	0	0	113
No answer	9	0	0	0	0	0	59	0	0	0	0	0	0	0	0	59
Not applicable (Punch 0 in SBPICKED)	IAP	13626	354	7542	353	5907	9393	2817	2765	2812	4510	2023	2044	1974	2538	58658

516. Has (s/he) ever worked at one job for as long as one year?

[VAR: SBEVWORK]

RESPONSE	PUNCH	YEAR														
		1972-82	1982B	1983-87	1987B	1988-91	1993-98	2000	2002	2004	2006	2008	2010	2012	2014	ALL
Yes (ASK SBOCC80)	1	0	0	0	0	0	528	0	0	0	0	0	0	0	0	528
No (ASK ETHID)	2	0	0	0	0	0	135	0	0	0	0	0	0	0	0	135
Don't know (ASK ETHID)	8	0	0	0	0	0	64	0	0	0	0	0	0	0	0	64
No answer	9	0	0	0	0	0	55	0	0	0	0	0	0	0	0	55
Not applicable (Punch 0 in SBPICKED)	IAP	13626	354	7542	353	5907	9552	2817	2765	2812	4510	2023	2044	1974	2538	58817

517. **Respondent's Sibling's Occupation, Prestige, and Industry**

- A. What kind of work (is/was) (BROTHER'S NAME/SISTER'S NAME) doing? That is, what was (his/her) job called?

OCCUPATION [See REMARKS]

- B. **IF NOT ALREADY ANSWERED, ASK:** What (does/did) (s/he) actually do in that job? Tell me some of what (are/were) some of (his/her) main duties?

- C. What kind of place did (s/he) work for?

INDUSTRY [See REMARKS]

- D. **IF NOT ALREADY ANSWERED, ASK:** What (do/did) they (make/do)?

- E. **IF ALREADY ANSWERED, CODE WITHOUT ASKING:** (Is/Was) (he/she) self-employed or (does/did) (he/she) work for someone else?

REMARKS: The above questions are not coded but are used to code occupation, prestige, and industry. This survey uses the 1980 U.S. Bureau of the Census 3 digit occupation and industry classifications and the 1989 NORC/GSS prestige scores. The categories used to classify occupation, prestige, and industry can be found in Appendices F-H. The distributions given below are for first digit of each of the three codes, except that missing value codes are collapsed with blanks. See Appendix T, GSS Methodological Report No. 59.

RESPONDENT'S SIBLING'S OCCUPATION

[VAR: SBOCC80]

<u>RESPONSE</u>	<u>PUNCH</u>	<u>YEAR</u>														
		<u>1972-82</u>	<u>1982B</u>	<u>1983-87</u>	<u>1987B</u>	<u>1988-91</u>	<u>1993-98</u>	<u>2000</u>	<u>2002</u>	<u>2004</u>	<u>2006</u>	<u>2008</u>	<u>2010</u>	<u>2012</u>	<u>2014</u>	<u>ALL</u>
Managerial and professional specialty	1	0	0	0	0	0	608	0	0	0	0	0	0	0	0	608
Technical, sales, and administrative support	2	0	0	0	0	0	702	0	0	0	0	0	0	0	0	702
Service	3	0	0	0	0	0	337	0	0	0	0	0	0	0	0	337
Farming, forest, and fishing	4	0	0	0	0	0	61	0	0	0	0	0	0	0	0	61
Precision production, craft, and repair	5	0	0	0	0	0	265	0	0	0	0	0	0	0	0	265
Operators, fabricators, and laborers	6	0	0	0	0	0	300	0	0	0	0	0	0	0	0	300
Not applicable (Punch 0 in SBPICKED or Punches 2-8 in SBEVWORK), No answer, Don't know	IAP	13626	354	7542	353	5907	8061	2817	2765	2812	4510	2023	2044	1974	2538	57326

PRESTIGE OF RESPONDENT'S SIBLING'S OCCUPATION

[VAR: SBPRES80]

<u>RESPONSE</u>	<u>PUNCH</u>	<u>YEAR</u>														
		<u>1972-82</u>	<u>1982B</u>	<u>1983-87</u>	<u>1987B</u>	<u>1988-91</u>	<u>1993-98</u>	<u>2000</u>	<u>2002</u>	<u>2004</u>	<u>2006</u>	<u>2008</u>	<u>2010</u>	<u>2012</u>	<u>2014</u>	<u>ALL</u>
10-19	1	0	0	0	0	0	14	0	0	0	0	0	0	0	0	14
20 - 29	2	0	0	0	0	0	348	0	0	0	0	0	0	0	0	348
30 - 39	3	0	0	0	0	0	559	0	0	0	0	0	0	0	0	559
40 - 49	4	0	0	0	0	0	618	0	0	0	0	0	0	0	0	618
50 - 59	5	0	0	0	0	0	337	0	0	0	0	0	0	0	0	337
60 - 69	6	0	0	0	0	0	298	0	0	0	0	0	0	0	0	298
70 - 79	7	0	0	0	0	0	79	0	0	0	0	0	0	0	0	79
80 - 89	8	0	0	0	0	0	20	0	0	0	0	0	0	0	0	20
Not applicable (Punch 0 in SBPICKED or Punches 2-8 in SBEVWORK), No answer, Don't know	IAP	13626	354	7542	353	5907	8061	2817	2765	2812	4510	2023	2044	1974	2538	57326

RESPONDENT'S SIBLING'S EMPLOYMENT STATUS

[VAR: SBWRKSLF]

<u>RESPONSE</u>	<u>PUNCH</u>	<u>YEAR</u>														
		<u>1972-82</u>	<u>1982B</u>	<u>1983-87</u>	<u>1987B</u>	<u>1988-91</u>	<u>1993-98</u>	<u>2000</u>	<u>2002</u>	<u>2004</u>	<u>2006</u>	<u>2008</u>	<u>2010</u>	<u>2012</u>	<u>2014</u>	<u>ALL</u>
Self-employed	1	0	0	0	0	0	331	0	0	0	0	0	0	0	0	331
Someone else	2	0	0	0	0	0	2039	0	0	0	0	0	0	0	0	2039
Don't know	8	0	0	0	0	0	19	0	0	0	0	0	0	0	0	19
No answer	9	0	0	0	0	0	43	0	0	0	0	0	0	0	0	43
Not applicable (Punch 0 in SBPICKED or Punches 2-8 in SBEVWORK)	IAP	13626	354	7542	353	5907	7902	2817	2765	2812	4510	2023	2044	1974	2538	57167

RESPONDENT'S SIBLING'S INDUSTRY

[VAR: SBIND80]

<u>RESPONSE</u>	<u>PUNCH</u>	<u>YEAR</u>														
		<u>1972-82</u>	<u>1982B</u>	<u>1983-87</u>	<u>1987B</u>	<u>1988-91</u>	<u>1993-98</u>	<u>2000</u>	<u>2002</u>	<u>2004</u>	<u>2006</u>	<u>2008</u>	<u>2010</u>	<u>2012</u>	<u>2014</u>	<u>ALL</u>
Agriculture, Forestry, and Fisheries	1	0	0	0	0	0	69	0	0	0	0	0	0	0	0	69
Mining	2	0	0	0	0	0	6	0	0	0	0	0	0	0	0	6
Construction	3	0	0	0	0	0	148	0	0	0	0	0	0	0	0	148
Manufacturing	4	0	0	0	0	0	431	0	0	0	0	0	0	0	0	431
Transportation, Communications, and other Public Utilities	5	0	0	0	0	0	176	0	0	0	0	0	0	0	0	176
Wholesale and Retail Trade	6	0	0	0	0	0	389	0	0	0	0	0	0	0	0	389
Finance, Insurance, and Real Estate	7	0	0	0	0	0	124	0	0	0	0	0	0	0	0	124
Business and Repair Services	8	0	0	0	0	0	117	0	0	0	0	0	0	0	0	117
Personal Services	9	0	0	0	0	0	95	0	0	0	0	0	0	0	0	95
Entertainment and Recreation Services	10	0	0	0	0	0	38	0	0	0	0	0	0	0	0	38
Professional and Related Services	11	0	0	0	0	0	544	0	0	0	0	0	0	0	0	544
Public Administration	12	0	0	0	0	0	158	0	0	0	0	0	0	0	0	158
Not applicable (Punch 0 in SBPICKED or Punches 2-8 in SBEVWORK), No answer	IAP	13626	354	7542	353	5907	8039	2817	2765	2812	4510	2023	2044	1974	2538	57304

**The 1994 Topical Module: Multiculturalism
(DISCAFF-DISCWHY6, UNITED, ETHID-RIMMDISC)**

518. When you think of social and political issues, do you think of yourself mainly as a member of a particular ethnic, racial, or nationality group or do you think of yourself mainly as just an American?

[VAR: ETHID]

<u>RESPONSE</u>	<u>PUNCH</u>	<u>YEAR</u>														
		<u>1972-82</u>	<u>1982B</u>	<u>1983-87</u>	<u>1987B</u>	<u>1988-91</u>	<u>1993-98</u>	<u>2000</u>	<u>2002</u>	<u>2004</u>	<u>2006</u>	<u>2008</u>	<u>2010</u>	<u>2012</u>	<u>2014</u>	<u>ALL</u>
Just an American (ASK AMISSUE)	1	0	0	0	0	0	1315	0	0	0	0	0	0	0	0	1315
Some particular ethnic etc. group (ASK ETHISSUE)	2	0	0	0	0	0	109	0	0	0	0	0	0	0	0	109
Two or more ethnic etc. groups (ASK ETHISSUE)	3	0	0	0	0	0	3	0	0	0	0	0	0	0	0	3
Just an American and one or more particular ethnic etc. groups (ASK ETHID1)	4	0	0	0	0	0	20	0	0	0	0	0	0	0	0	20
It depends (ASK ETHID1)	5	0	0	0	0	0	12	0	0	0	0	0	0	0	0	12
Don't know (ASK AMRANK)	8	0	0	0	0	0	8	0	0	0	0	0	0	0	0	8
No answer	9	0	0	0	0	0	7	0	0	0	0	0	0	0	0	7
Not applicable	IAP	13626	354	7542	353	5907	8860	2817	2765	2812	4510	2023	2044	1974	2538	58125

519. A. Do you think of yourself as "just an American" on all issues, most issues, some issues, or just a few issues?

[VAR: AMISSUE]

<u>RESPONSE</u>	<u>PUNCH</u>	<u>YEAR</u>														
		<u>1972-82</u>	<u>1982B</u>	<u>1983-87</u>	<u>1987B</u>	<u>1988-91</u>	<u>1993-98</u>	<u>2000</u>	<u>2002</u>	<u>2004</u>	<u>2006</u>	<u>2008</u>	<u>2010</u>	<u>2012</u>	<u>2014</u>	<u>ALL</u>
All issues	1	0	0	0	0	0	793	0	0	0	0	0	0	0	0	793
Most issues	2	0	0	0	0	0	404	0	0	0	0	0	0	0	0	404
Some issues	3	0	0	0	0	0	85	0	0	0	0	0	0	0	0	85
Just a few issues	4	0	0	0	0	0	27	0	0	0	0	0	0	0	0	27
Don't know	8	0	0	0	0	0	6	0	0	0	0	0	0	0	0	6
No answer	9	0	0	0	0	0	7	0	0	0	0	0	0	0	0	7
Not applicable (Punches 2-8 in ETHID).	IAP	13626	354	7542	353	5907	9012	2817	2765	2812	4510	2023	2044	1974	2538	58277

- B. Do you think of yourself as a(n) (ethnic group or groups specified) on all issues, most issues, some issues, or just a few issues?

[VAR: ETHISSUE]

RESPONSE	PUNCH	YEAR														
		1972-82	1982B	1983-87	1987B	1988-91	1993-98	2000	2002	2004	2006	2008	2010	2012	2014	ALL
All issues	1	0	0	0	0	0	23	0	0	0	0	0	0	0	0	23
Most issues	2	0	0	0	0	0	44	0	0	0	0	0	0	0	0	44
Some issues	3	0	0	0	0	0	26	0	0	0	0	0	0	0	0	26
Just a few issues	4	0	0	0	0	0	18	0	0	0	0	0	0	0	0	18
Don't know	8	0	0	0	0	0	1	0	0	0	0	0	0	0	0	1
No answer	9	0	0	0	0	0	7	0	0	0	0	0	0	0	0	7
Not applicable (Punches 1, 4-8 in ETHID)	IAP	13626	354	7542	353	5907	10215	2817	2765	2812	4510	2023	2044	1974	2538	59480

- C. Well, if you had to choose, which would you think of yourself most of the time--mainly as a member of a particular ethnic, racial, or nationality group, or mainly as just an American?

[VAR: ETHID1]

RESPONSE	PUNCH	YEAR														
		1972-82	1982B	1983-87	1987B	1988-91	1993-98	2000	2002	2004	2006	2008	2010	2012	2014	ALL
Just an American (ASK AMISSUE1)	1	0	0	0	0	0	13	0	0	0	0	0	0	0	0	13
Some particular ethnic etc. group (ASK ETHISSU1)	2	0	0	0	0	0	11	0	0	0	0	0	0	0	0	11
Two or more particular ethnic etc. groups (ASK ETHISSU1)	3	0	0	0	0	0	0	0	0	0	0	0	0	0	0	0
It depends (SKIP TO AMRANK)	4	0	0	0	0	0	6	0	0	0	0	0	0	0	0	6
Don't know (SKIP TO AMRANK)	8	0	0	0	0	0	0	0	0	0	0	0	0	0	0	0
No answer	9	0	0	0	0	0	9	0	0	0	0	0	0	0	0	9
Not applicable (Punches 1-3, 8 in ETHID)	K	13626	354	7542	353	5907	10295	2817	2765	2812	4510	2023	2044	1974	2538	59560

- D. Do you think of yourself as "just an American" on all issues, most issues, some issues, or just a few issues?

[VAR: AMISSUE1]

<u>RESPONSE</u>	<u>PUNCH</u>	<u>YEAR</u>														
		<u>1972-82</u>	<u>1982B</u>	<u>1983-87</u>	<u>1987B</u>	<u>1988-91</u>	<u>1993-98</u>	<u>2000</u>	<u>2002</u>	<u>2004</u>	<u>2006</u>	<u>2008</u>	<u>2010</u>	<u>2012</u>	<u>2014</u>	<u>ALL</u>
All issues	1	0	0	0	0	0	1	0	0	0	0	0	0	0	0	1
Most issues	2	0	0	0	0	0	6	0	0	0	0	0	0	0	0	6
Some issues	3	0	0	0	0	0	4	0	0	0	0	0	0	0	0	4
Just a few issues	4	0	0	0	0	0	2	0	0	0	0	0	0	0	0	2
Don't know	8	0	0	0	0	0	0	0	0	0	0	0	0	0	0	0
No answer	9	0	0	0	0	0	9	0	0	0	0	0	0	0	0	9
Not applicable (Punches 2-8 in ETHID1 or Punches 1-3, 8 in ETHID)	IAP	13626	354	7542	353	5907	10312	2817	2765	2812	4510	2023	2044	1974	2538	59577

- E. Do you think of yourself as a(n) (ethnic group or groups specified) on all issues, most issues, some issues, or just a few issues?

[VAR: ETHISSU1]

<u>RESPONSE</u>	<u>PUNCH</u>	<u>YEAR</u>														
		<u>1972-82</u>	<u>1982B</u>	<u>1983-87</u>	<u>1987B</u>	<u>1988-91</u>	<u>1993-98</u>	<u>2000</u>	<u>2002</u>	<u>2004</u>	<u>2006</u>	<u>2008</u>	<u>2010</u>	<u>2012</u>	<u>2014</u>	<u>ALL</u>
All issues	1	0	0	0	0	0	0	0	0	0	0	0	0	0	0	0
Most issues	2	0	0	0	0	0	8	0	0	0	0	0	0	0	0	8
Some issues	3	0	0	0	0	0	2	0	0	0	0	0	0	0	0	2
Just a few issues	4	0	0	0	0	0	1	0	0	0	0	0	0	0	0	1
Don't know	8	0	0	0	0	0	0	0	0	0	0	0	0	0	0	0
No answer	9	0	0	0	0	0	9	0	0	0	0	0	0	0	0	9
Not applicable (Punches 1, 4, 8 in ETHID1 or Punches 1-3, 8 in ETHID)	IAP	13626	354	7542	353	5907	10314	2817	2765	2812	4510	2023	2044	1974	2538	59579

520. Do you feel that the quality of life is better in America than in most other advanced industrial countries, about the same, or do you feel that people are better off in most other advanced industrial countries than they are in the United States?

[VAR: AMRANK]

<u>RESPONSE</u>	<u>PUNCH</u>	<u>YEAR</u>														
		<u>1972-82</u>	<u>1982B</u>	<u>1983-87</u>	<u>1987B</u>	<u>1988-91</u>	<u>1993-98</u>	<u>2000</u>	<u>2002</u>	<u>2004</u>	<u>2006</u>	<u>2008</u>	<u>2010</u>	<u>2012</u>	<u>2014</u>	<u>ALL</u>
Better in America	1	0	0	0	0	0	1155	0	0	0	0	0	0	0	0	1155
About the same	2	0	0	0	0	0	220	0	0	0	0	0	0	0	0	220
Better in other advanced industrial countries	3	0	0	0	0	0	61	0	0	0	0	0	0	0	0	61
Don't know	8	0	0	0	0	0	35	0	0	0	0	0	0	0	0	35
No answer	9	0	0	0	0	0	3	0	0	0	0	0	0	0	0	3
Not applicable	IAP	13626	354	7542	353	5907	8860	2817	2765	2812	4510	2023	2044	1974	2538	58125

521. How proud are you to be an American . . . extremely proud, very proud, somewhat proud, or not very proud?

[VAR: AMPROUD]

<u>RESPONSE</u>	<u>PUNCH</u>	<u>YEAR</u>														
		<u>1972-82</u>	<u>1982B</u>	<u>1983-87</u>	<u>1987B</u>	<u>1988-91</u>	<u>1993-98</u>	<u>2000</u>	<u>2002</u>	<u>2004</u>	<u>2006</u>	<u>2008</u>	<u>2010</u>	<u>2012</u>	<u>2014</u>	<u>ALL</u>
Extremely proud	1	0	0	0	0	0	683	0	0	0	0	0	0	0	0	683
Very proud	2	0	0	0	0	0	564	0	0	0	0	0	0	0	0	564
Somewhat proud	3	0	0	0	0	0	185	0	0	0	0	0	0	0	0	185
Not very proud	4	0	0	0	0	0	20	0	0	0	0	0	0	0	0	20
Don't know	8	0	0	0	0	0	7	0	0	0	0	0	0	0	0	7
No answer	9	0	0	0	0	0	15	0	0	0	0	0	0	0	0	15
Not applicable	IAP	13626	354	7542	353	5907	8860	2817	2765	2812	4510	2023	2044	1974	2538	58125

522. Some people say that it is better for America if different racial and ethnic groups maintain their distinct cultures. Others say that it is better if groups change so that they blend into the larger society as in the idea of a melting pot.

Here is a card with a scale from 1 to 7. Think of a score of 1 as meaning that racial and ethnic groups should maintain their distinct cultures, and a score of 7 as meaning that groups should change so that they blend into the larger society. What score between 1 and 7 comes closest to the way you feel? (CIRCLE ONE):

HAND CARD CE

[VAR: MELTPOT]

<u>RESPONSE</u>	<u>PUNCH</u>	<u>YEAR</u>														
		<u>1972-82</u>	<u>1982B</u>	<u>1983-87</u>	<u>1987B</u>	<u>1988-91</u>	<u>1993-98</u>	<u>2000</u>	<u>2002</u>	<u>2004</u>	<u>2006</u>	<u>2008</u>	<u>2010</u>	<u>2012</u>	<u>2014</u>	<u>ALL</u>
Racial and ethnic groups should maintain their distinct cultures (ASK GVTAPART)	1	0	0	0	0	0	191	120	0	0	0	0	0	0	0	311
2 (ASK GVTAPART)	2	0	0	0	0	0	102	132	0	0	0	0	0	0	0	234
3 (ASK GVTAPART)	3	0	0	0	0	0	166	173	0	0	0	0	0	0	0	339
4 (GO TO ETHORGS)	4	0	0	0	0	0	424	438	0	0	0	0	0	0	0	862
5 (ASK GVTMELT)	5	0	0	0	0	0	230	185	0	0	0	0	0	0	0	415
6 (ASK GVTMELT)	6	0	0	0	0	0	114	140	0	0	0	0	0	0	0	254
Groups should change so that they blend into the larger society (ASK GVTMELT)	7	0	0	0	0	0	208	137	0	0	0	0	0	0	0	345
Don't know (ASK ETHORGS)	8	0	0	0	0	0	33	62	0	0	0	0	0	0	0	95
No answer	9	0	0	0	0	0	6	11	0	0	0	0	0	0	0	17
Not applicable	IAP	13626	354	7542	353	5907	8860	1419	2765	2812	4510	2023	2044	1974	2538	56727

- A. Should it be up to the government to help racial and ethnic groups maintain their distinct cultures, or should this be left up to the groups themselves?

[VAR: GVTAPART]

<u>RESPONSE</u>	<u>PUNCH</u>	<u>YEAR</u>														
		<u>1972-82</u>	<u>1982B</u>	<u>1983-87</u>	<u>1987B</u>	<u>1988-91</u>	<u>1993-98</u>	<u>2000</u>	<u>2002</u>	<u>2004</u>	<u>2006</u>	<u>2008</u>	<u>2010</u>	<u>2012</u>	<u>2014</u>	<u>ALL</u>
Government to help (GO TO ETHORGS)	1	0	0	0	0	0	47	0	0	0	0	0	0	0	0	47
Left up to groups (GO TO ETHORGS)	2	0	0	0	0	0	400	0	0	0	0	0	0	0	0	400
Don't know (GO TO ETHORGS)	8	0	0	0	0	0	11	0	0	0	0	0	0	0	0	11
No answer	9	0	0	0	0	0	7	0	0	0	0	0	0	0	0	7
Not applicable (Punches 4-8 in MELTPOT)	IAP	13626	354	7542	353	5907	9869	2817	2765	2812	4510	2023	2044	1974	2538	59134

- B. Should it be up to the government to help racial and ethnic groups change so that they blend into the larger society, or should this be left up to the groups themselves?

[VAR: GVTMELT]

<u>RESPONSE</u>	<u>PUNCH</u>	<u>YEAR</u>														
		<u>1972-82</u>	<u>1982B</u>	<u>1983-87</u>	<u>1987B</u>	<u>1988-91</u>	<u>1993-98</u>	<u>2000</u>	<u>2002</u>	<u>2004</u>	<u>2006</u>	<u>2008</u>	<u>2010</u>	<u>2012</u>	<u>2014</u>	<u>ALL</u>
Government to help	1	0	0	0	0	0	108	0	0	0	0	0	0	0	0	108
Left up to groups	2	0	0	0	0	0	394	0	0	0	0	0	0	0	0	394
Don't know	8	0	0	0	0	0	22	0	0	0	0	0	0	0	0	22
No answer	9	0	0	0	0	0	34	0	0	0	0	0	0	0	0	34
Not applicable (Punches 1-4, 8 in MELTPOT)	IAP	13626	354	7542	353	5907	9776	2817	2765	2812	4510	2023	2044	1974	2538	59041

REMARKS: Hand Card CE contained responses 1-7.

523. Now I'm going to read you some statements and would like to get your reaction to them. After I read each statement, please tell me if you strongly agree, agree, neither agree nor disagree, disagree, or strongly disagree with the statement.

Political organizations based on race or ethnicity promote separatism and make it hard for all of us to live together.

HAND CARD CF

[VAR: ETHORGS]

<u>RESPONSE</u>	<u>PUNCH</u>	<u>YEAR</u>														
		<u>1972-82</u>	<u>1982B</u>	<u>1983-87</u>	<u>1987B</u>	<u>1988-91</u>	<u>1993-98</u>	<u>2000</u>	<u>2002</u>	<u>2004</u>	<u>2006</u>	<u>2008</u>	<u>2010</u>	<u>2012</u>	<u>2014</u>	<u>ALL</u>
Strongly agree	1	0	0	0	0	0	361	0	0	0	0	0	0	0	0	361
Agree	2	0	0	0	0	0	619	0	0	0	0	0	0	0	0	619
Neither agree nor disagree	3	0	0	0	0	0	201	0	0	0	0	0	0	0	0	201
Disagree	4	0	0	0	0	0	176	0	0	0	0	0	0	0	0	176
Strongly disagree	5	0	0	0	0	0	46	0	0	0	0	0	0	0	0	46
Don't know	8	0	0	0	0	0	61	0	0	0	0	0	0	0	0	61
No answer	9	0	0	0	0	0	10	0	0	0	0	0	0	0	0	10
Not applicable	IAP	13626	354	7542	353	5907	8860	2817	2765	2812	4510	2023	2044	1974	2538	58125

REMARKS: Hand Card CF contained responses 1-5.

524. A. Under the First Amendment guaranteeing free speech, people should be allowed to express their own opinions even if they are harmful or offensive to members of other religious or racial groups.

[VAR: ETHSPKOK]

<u>RESPONSE</u>	<u>PUNCH</u>	<u>YEAR</u>														
		<u>1972-82</u>	<u>1982B</u>	<u>1983-87</u>	<u>1987B</u>	<u>1988-91</u>	<u>1993-98</u>	<u>2000</u>	<u>2002</u>	<u>2004</u>	<u>2006</u>	<u>2008</u>	<u>2010</u>	<u>2012</u>	<u>2014</u>	<u>ALL</u>
Strongly agree (GO TO SYMPTBLK)	1	0	0	0	0	0	158	0	0	0	0	0	0	0	0	158
Agree (GO TO SYMPTBLK)	2	0	0	0	0	0	317	0	0	0	0	0	0	0	0	317
Neither agree nor disagree (GO TO SYMPTBLK)	3	0	0	0	0	0	84	0	0	0	0	0	0	0	0	84
Disagree (GO TO SYMPTBLK)	4	0	0	0	0	0	150	0	0	0	0	0	0	0	0	150
Strongly disagree (GO TO SYMPTBLK)	5	0	0	0	0	0	31	0	0	0	0	0	0	0	0	31
Don't know (GO TO SYMPTBLK)	8	0	0	0	0	0	9	0	0	0	0	0	0	0	0	9
No answer	9	0	0	0	0	0	8	0	0	0	0	0	0	0	0	8
Not applicable (Punch 2 in FORM)	IAP	13626	354	7542	353	5907	9577	2817	2765	2812	4510	2023	2044	1974	2538	58842

- B. People should not be allowed to express opinions that are harmful or offensive to members of other religious or racial groups.

[VAR: ETHSPKNO]

<u>RESPONSE</u>	<u>PUNCH</u>	<u>YEAR</u>														
		<u>1972-82</u>	<u>1982B</u>	<u>1983-87</u>	<u>1987B</u>	<u>1988-91</u>	<u>1993-98</u>	<u>2000</u>	<u>2002</u>	<u>2004</u>	<u>2006</u>	<u>2008</u>	<u>2010</u>	<u>2012</u>	<u>2014</u>	<u>ALL</u>
Strongly agree	1	0	0	0	0	0	71	0	0	0	0	0	0	0	0	71
Agree	2	0	0	0	0	0	222	0	0	0	0	0	0	0	0	222
Neither agree nor disagree	3	0	0	0	0	0	86	0	0	0	0	0	0	0	0	86
Disagree	4	0	0	0	0	0	246	0	0	0	0	0	0	0	0	246
Strongly disagree	5	0	0	0	0	0	71	0	0	0	0	0	0	0	0	71
Don't know	8	0	0	0	0	0	8	0	0	0	0	0	0	0	0	8
No answer	9	0	0	0	0	0	13	0	0	0	0	0	0	0	0	13
Not applicable (Punch 1 in FORM)	IAP	13626	354	7542	353	5907	9617	2817	2765	2812	4510	2023	2044	1974	2538	58882

REMARKS: ETHSPKOK was asked in form 2, ETHSPKNO was asked in form 1.

525. Now, I would like to ask whether you have ever felt the following ways about blacks and their families. For each of the feelings that I ask you about, please tell me whether you have felt that way very often, fairly often, not too often, or never?

A. How often have you felt sympathy for blacks?

[VAR: SYMPTBLK]

<u>RESPONSE</u>	<u>PUNCH</u>	<u>YEAR</u>														
		<u>1972-82</u>	<u>1982B</u>	<u>1983-87</u>	<u>1987B</u>	<u>1988-91</u>	<u>1993-98</u>	<u>2000</u>	<u>2002</u>	<u>2004</u>	<u>2006</u>	<u>2008</u>	<u>2010</u>	<u>2012</u>	<u>2014</u>	<u>ALL</u>
Very often	1	0	0	0	0	0	277	0	0	0	0	0	0	0	0	277
Fairly often	2	0	0	0	0	0	545	0	0	0	0	0	0	0	0	545
Not too often	3	0	0	0	0	0	512	0	0	0	0	0	0	0	0	512
Never	4	0	0	0	0	0	102	0	0	0	0	0	0	0	0	102
Don't know	8	0	0	0	0	0	29	0	0	0	0	0	0	0	0	29
No answer	9	0	0	0	0	0	9	0	0	0	0	0	0	0	0	9
Not applicable	IAP	13626	354	7542	353	5907	8860	2817	2765	2812	4510	2023	2044	1974	2538	58125

B. How often have you felt admiration for blacks?

[VAR: ADMIRBLK]

<u>RESPONSE</u>	<u>PUNCH</u>	<u>YEAR</u>														
		<u>1972-82</u>	<u>1982B</u>	<u>1983-87</u>	<u>1987B</u>	<u>1988-91</u>	<u>1993-98</u>	<u>2000</u>	<u>2002</u>	<u>2004</u>	<u>2006</u>	<u>2008</u>	<u>2010</u>	<u>2012</u>	<u>2014</u>	<u>ALL</u>
Very often	1	0	0	0	0	0	247	0	0	0	0	0	0	0	0	247
Fairly often	2	0	0	0	0	0	583	0	0	0	0	0	0	0	0	583
Not too often	3	0	0	0	0	0	498	0	0	0	0	0	0	0	0	498
Never	4	0	0	0	0	0	98	0	0	0	0	0	0	0	0	98
Don't know	8	0	0	0	0	0	38	0	0	0	0	0	0	0	0	38
No answer	9	0	0	0	0	0	10	0	0	0	0	0	0	0	0	10
Not applicable	IAP	13626	354	7542	353	5907	8860	2817	2765	2812	4510	2023	2044	1974	2538	58125

526. How do you feel about bilingual education? Are you strongly in favor of it, somewhat in favor of it, somewhat opposed to it, or strongly opposed to it?

[VAR: BILINGED]

<u>RESPONSE</u>	<u>PUNCH</u>	<u>YEAR</u>														
		<u>1972-82</u>	<u>1982B</u>	<u>1983-87</u>	<u>1987B</u>	<u>1988-91</u>	<u>1993-98</u>	<u>2000</u>	<u>2002</u>	<u>2004</u>	<u>2006</u>	<u>2008</u>	<u>2010</u>	<u>2012</u>	<u>2014</u>	<u>ALL</u>
Strongly in favor of it	1	0	0	0	0	0	388	0	0	0	0	0	0	0	0	388
Somewhat in favor of it	2	0	0	0	0	0	560	0	0	0	0	0	0	0	0	560
Somewhat opposed to it	3	0	0	0	0	0	240	0	0	0	0	0	0	0	0	240
Strongly opposed to it	4	0	0	0	0	0	212	0	0	0	0	0	0	0	0	212
Don't know	8	0	0	0	0	0	67	0	0	0	0	0	0	0	0	67
No answer	9	0	0	0	0	0	7	0	0	0	0	0	0	0	0	7
Not applicable	IAP	13626	354	7542	353	5907	8860	2817	2765	2812	4510	2023	2044	1974	2538	58125

527. There are several different ideas about how to teach children who don't speak English when they enter our public schools. Please look at the card and tell me which statement best describes how you feel:

HAND
CARD CG

All classes should be conducted only in English so that children have to learn English right from the start.....1

Children who don't know English should have classes in their native language just for a year or two until they learn English..... 2

Students who want to keep up with their native languages and cultures should be able to take many of the classes in Spanish or other languages all the way through high school..... 3

[VAR: ENGTEACH]

RESPONSE	PUNCH	YEAR														
		1972-82	1982B	1983-87	1987B	1988-91	1993-98	2000	2002	2004	2006	2008	2010	2012	2014	ALL
Classes only in English	1	0	0	0	0	0	512	0	0	0	0	0	0	0	0	512
Native language for 1-2 years	2	0	0	0	0	0	687	0	0	0	0	0	0	0	0	687
Take classes in native language through high school	3	0	0	0	0	0	223	0	0	0	0	0	0	0	0	223
Don't know	8	0	0	0	0	0	41	0	0	0	0	0	0	0	0	41
No answer	9	0	0	0	0	0	11	0	0	0	0	0	0	0	0	11
Not applicable	IAP	13626	354	7542	353	5907	8860	2817	2765	2812	4510	2023	2044	1974	2538	58125

REMARKS: Hand Card CG contained responses 1-3.

528. Do you believe that election ballots should be printed only in English, or in areas where lots of people don't speak English, should they also be printed in some other languages?

[VAR: ENGBALLT]

<u>RESPONSE</u>	<u>PUNCH</u>	<u>YEAR</u>														
		<u>1972-82</u>	<u>1982B</u>	<u>1983-87</u>	<u>1987B</u>	<u>1988-91</u>	<u>1993-98</u>	<u>2000</u>	<u>2002</u>	<u>2004</u>	<u>2006</u>	<u>2008</u>	<u>2010</u>	<u>2012</u>	<u>2014</u>	<u>ALL</u>
Printed only in English	1	0	0	0	0	0	524	0	0	0	0	0	0	0	0	524
Printed in some other languages	2	0	0	0	0	0	898	0	0	0	0	0	0	0	0	898
Don't know	8	0	0	0	0	0	43	0	0	0	0	0	0	0	0	43
No answer	9	0	0	0	0	0	9	0	0	0	0	0	0	0	0	9
Not applicable	IAP	13626	354	7542	353	5907	8860	2817	2765	2812	4510	2023	2044	1974	2538	58125

529. Do you favor a law making English the official language of the United States, meaning government business would be conducted in English only, or do you oppose such a law?

[VAR: ENGOFFCL]

<u>RESPONSE</u>	<u>PUNCH</u>	<u>YEAR</u>														
		<u>1972-82</u>	<u>1982B</u>	<u>1983-87</u>	<u>1987B</u>	<u>1988-91</u>	<u>1993-98</u>	<u>2000</u>	<u>2002</u>	<u>2004</u>	<u>2006</u>	<u>2008</u>	<u>2010</u>	<u>2012</u>	<u>2014</u>	<u>ALL</u>
Favor	1	0	0	0	0	0	890	0	0	0	0	0	0	0	0	890
Neither favor nor oppose	3	0	0	0	0	0	137	0	0	0	0	0	0	0	0	137
Oppose	5	0	0	0	0	0	391	0	0	0	0	0	0	0	0	391
Don't know	8	0	0	0	0	0	50	0	0	0	0	0	0	0	0	50
No answer	9	0	0	0	0	0	6	0	0	0	0	0	0	0	0	6
Not applicable	IAP	13626	354	7542	353	5907	8860	2817	2765	2812	4510	2023	2044	1974	2538	58125

530. Do you think the number of immigrants from foreign countries who are permitted to come to the United States to live should be increased a lot, increased a little, left the same as it is now, decreased a little, or decreased a lot?

[VAR: LETIN]

<u>RESPONSE</u>	<u>PUNCH</u>	<u>YEAR</u>														
		<u>1972-82</u>	<u>1982B</u>	<u>1983-87</u>	<u>1987B</u>	<u>1988-91</u>	<u>1993-98</u>	<u>2000</u>	<u>2002</u>	<u>2004</u>	<u>2006</u>	<u>2008</u>	<u>2010</u>	<u>2012</u>	<u>2014</u>	<u>ALL</u>
Increased a lot	1	0	0	0	0	0	35	50	0	0	0	0	0	0	0	85
Increased a little	2	0	0	0	0	0	53	74	0	0	0	0	0	0	0	127
Same as now	3	0	0	0	0	0	395	612	0	0	0	0	0	0	0	1007
Decreased a little	4	0	0	0	0	0	407	281	0	0	0	0	0	0	0	688
Decreased a lot	5	0	0	0	0	0	507	301	0	0	0	0	0	0	0	808
Don't know	8	0	0	0	0	0	69	76	0	0	0	0	0	0	0	145
No answer	9	0	0	0	0	0	8	4	0	0	0	0	0	0	0	12
Not applicable	IAP	13626	354	7542	353	5907	8860	1419	2765	2812	4510	2023	2044	1974	2538	56727

531. Compared to 10 years ago do Hispanics and Asians make up a larger share of the population in your local community, the same share, or a smaller share?

[VAR: HSPASN10]

<u>RESPONSE</u>	<u>PUNCH</u>	<u>YEAR</u>														
		<u>1972-82</u>	<u>1982B</u>	<u>1983-87</u>	<u>1987B</u>	<u>1988-91</u>	<u>1993-98</u>	<u>2000</u>	<u>2002</u>	<u>2004</u>	<u>2006</u>	<u>2008</u>	<u>2010</u>	<u>2012</u>	<u>2014</u>	<u>ALL</u>
Larger share	1	0	0	0	0	0	728	0	0	0	0	0	0	0	0	728
Same share	2	0	0	0	0	0	408	0	0	0	0	0	0	0	0	408
Smaller share	3	0	0	0	0	0	172	0	0	0	0	0	0	0	0	172
Don't know	8	0	0	0	0	0	157	0	0	0	0	0	0	0	0	157
No answer	9	0	0	0	0	0	9	0	0	0	0	0	0	0	0	9
Not applicable	IAP	13626	354	7542	353	5907	8860	2817	2765	2812	4510	2023	2044	1974	2538	58125

532. What do you think will happen as a result of more immigrants coming to this country? Is each of these possible results very likely, somewhat likely, not too likely, or not at all likely?

A. Higher economic growth.

[VAR: IMMECON]

<u>RESPONSE</u>	<u>PUNCH</u>	<u>YEAR</u>														
		<u>1972-82</u>	<u>1982B</u>	<u>1983-87</u>	<u>1987B</u>	<u>1988-91</u>	<u>1993-98</u>	<u>2000</u>	<u>2002</u>	<u>2004</u>	<u>2006</u>	<u>2008</u>	<u>2010</u>	<u>2012</u>	<u>2014</u>	<u>ALL</u>
Very likely	1	0	0	0	0	0	124	155	0	0	0	0	0	0	0	279
Somewhat likely	2	0	0	0	0	0	316	489	0	0	0	0	0	0	0	805
Not too likely	3	0	0	0	0	0	609	514	0	0	0	0	0	0	0	1123
Not at all likely	4	0	0	0	0	0	311	146	0	0	0	0	0	0	0	457
Don't know	8	0	0	0	0	0	106	87	0	0	0	0	0	0	0	193
No answer	9	0	0	0	0	0	8	7	0	0	0	0	0	0	0	15
Not applicable	IAP	13626	354	7542	353	5907	8860	1419	2765	2812	4510	2023	2044	1974	2538	56727

B. Higher unemployment.

[VAR: IMMUNEMP]

RESPONSE	PUNCH	YEAR														
		<u>1972-82</u>	<u>1982B</u>	<u>1983-87</u>	<u>1987B</u>	<u>1988-91</u>	<u>1993-98</u>	<u>2000</u>	<u>2002</u>	<u>2004</u>	<u>2006</u>	<u>2008</u>	<u>2010</u>	<u>2012</u>	<u>2014</u>	<u>ALL</u>
Very likely	1	0	0	0	0	0	795	0	0	0	0	0	0	0	0	795
Somewhat likely	2	0	0	0	0	0	458	0	0	0	0	0	0	0	0	458
Not too likely	3	0	0	0	0	0	116	0	0	0	0	0	0	0	0	116
Not at all likely	4	0	0	0	0	0	34	0	0	0	0	0	0	0	0	34
Don't know	8	0	0	0	0	0	63	0	0	0	0	0	0	0	0	63
No answer	9	0	0	0	0	0	8	0	0	0	0	0	0	0	0	8
Not applicable	IAP	13626	354	7542	353	5907	8860	2817	2765	2812	4510	2023	2044	1974	2538	58125

C. Making it harder to keep the country united.

[VAR: IMMUNITE]

RESPONSE	PUNCH	YEAR														
		<u>1972-82</u>	<u>1982B</u>	<u>1983-87</u>	<u>1987B</u>	<u>1988-91</u>	<u>1993-98</u>	<u>2000</u>	<u>2002</u>	<u>2004</u>	<u>2006</u>	<u>2008</u>	<u>2010</u>	<u>2012</u>	<u>2014</u>	<u>ALL</u>
Very likely	1	0	0	0	0	0	500	268	0	0	0	0	0	0	0	768
Somewhat likely	2	0	0	0	0	0	497	473	0	0	0	0	0	0	0	970
Not too likely	3	0	0	0	0	0	265	454	0	0	0	0	0	0	0	719
Not at all likely	4	0	0	0	0	0	111	134	0	0	0	0	0	0	0	245
Don't know	8	0	0	0	0	0	93	60	0	0	0	0	0	0	0	153
No answer	9	0	0	0	0	0	8	9	0	0	0	0	0	0	0	17
Not applicable	IAP	13626	354	7542	353	5907	8860	1419	2765	2812	4510	2023	2044	1974	2538	56727

533. Under current law, immigrants who come from other countries to the United States legally are entitled, from the very beginning, to government assistance such as Medicaid, food stamps, or welfare on the same basis as citizens. But some people say they should not be eligible until they have lived here for a year or more. Which do you think? Do you think that immigrants who are here legally should be eligible for such services as soon as they come, or should they not be eligible?

[VAR: IMMFARE]

RESPONSE	PUNCH	YEAR														
		<u>1972-82</u>	<u>1982B</u>	<u>1983-87</u>	<u>1987B</u>	<u>1988-91</u>	<u>1993-98</u>	<u>2000</u>	<u>2002</u>	<u>2004</u>	<u>2006</u>	<u>2008</u>	<u>2010</u>	<u>2012</u>	<u>2014</u>	<u>ALL</u>
Eligible	1	0	0	0	0	0	466	0	0	0	0	0	0	0	0	466
Not eligible	2	0	0	0	0	0	935	0	0	0	0	0	0	0	0	935
Don't know	8	0	0	0	0	0	66	0	0	0	0	0	0	0	0	66
No answer	9	0	0	0	0	0	7	0	0	0	0	0	0	0	0	7
Not applicable	IAP	13626	354	7542	353	5907	8860	2817	2765	2812	4510	2023	2044	1974	2538	58125

A. What about "undocumented aliens," that is, those who have immigrated to this country illegally?

1. Should illegal immigrants be entitled to work permits, or not?

[VAR: UNDOCWRK]

<u>RESPONSE</u>	<u>PUNCH</u>	<u>YEAR</u>														
		<u>1972-82</u>	<u>1982B</u>	<u>1983-87</u>	<u>1987B</u>	<u>1988-91</u>	<u>1993-98</u>	<u>2000</u>	<u>2002</u>	<u>2004</u>	<u>2006</u>	<u>2008</u>	<u>2010</u>	<u>2012</u>	<u>2014</u>	<u>ALL</u>
Yes, entitled	1	0	0	0	0	0	192	0	0	0	0	0	0	0	0	192
No, not entitled	2	0	0	0	0	0	1210	0	0	0	0	0	0	0	0	1210
Don't know	8	0	0	0	0	0	63	0	0	0	0	0	0	0	0	63
No answer	9	0	0	0	0	0	9	0	0	0	0	0	0	0	0	9
Not applicable	IAP	13626	354	7542	353	5907	8860	2817	2765	2812	4510	2023	2044	1974	2538	58125

2. Should they be entitled to attend public universities at the same costs as other students, or not?

[VAR: UNDOCCOL]

<u>RESPONSE</u>	<u>PUNCH</u>	<u>YEAR</u>														
		<u>1972-82</u>	<u>1982B</u>	<u>1983-87</u>	<u>1987B</u>	<u>1988-91</u>	<u>1993-98</u>	<u>2000</u>	<u>2002</u>	<u>2004</u>	<u>2006</u>	<u>2008</u>	<u>2010</u>	<u>2012</u>	<u>2014</u>	<u>ALL</u>
Yes, entitled	1	0	0	0	0	0	465	0	0	0	0	0	0	0	0	465
No, not entitled	2	0	0	0	0	0	942	0	0	0	0	0	0	0	0	942
Don't know	8	0	0	0	0	0	58	0	0	0	0	0	0	0	0	58
No answer	9	0	0	0	0	0	9	0	0	0	0	0	0	0	0	9
Not applicable	IAP	13626	354	7542	353	5907	8860	2817	2765	2812	4510	2023	2044	1974	2538	58125

3. Should they be entitled to have their children continue to qualify as American citizens if born in the United States, or not?

[VAR: UNDOCKID]

<u>RESPONSE</u>	<u>PUNCH</u>	<u>YEAR</u>														
		<u>1972-82</u>	<u>1982B</u>	<u>1983-87</u>	<u>1987B</u>	<u>1988-91</u>	<u>1993-98</u>	<u>2000</u>	<u>2002</u>	<u>2004</u>	<u>2006</u>	<u>2008</u>	<u>2010</u>	<u>2012</u>	<u>2014</u>	<u>ALL</u>
Yes, entitled	1	0	0	0	0	0	706	0	0	0	0	0	0	0	0	706
No, not entitled	2	0	0	0	0	0	659	0	0	0	0	0	0	0	0	659
Don't know	8	0	0	0	0	0	88	0	0	0	0	0	0	0	0	88
No answer	9	0	0	0	0	0	21	0	0	0	0	0	0	0	0	21
Not applicable	IAP	13626	354	7542	353	5907	8860	2817	2765	2812	4510	2023	2044	1974	2538	58125

534. Now I'm going to read you some statements and would like to get your reaction to them. After I read each statement, please tell me if you strongly agree, agree, neither agree nor disagree, disagree, or strongly disagree with the statement.

HAND CARD CH

- A. Immigrants are getting too demanding in their push for equal rights.

[VAR: IMMYPUSH]

RESPONSE	PUNCH	YEAR														
		1972-82	1982B	1983-87	1987B	1988-91	1993-98	2000	2002	2004	2006	2008	2010	2012	2014	ALL
Strongly agree	1	0	0	0	0	0	363	0	0	0	0	0	0	0	0	363
Agree	2	0	0	0	0	0	456	0	0	0	0	0	0	0	0	456
Neither agree nor disagree	3	0	0	0	0	0	317	0	0	0	0	0	0	0	0	317
Disagree	4	0	0	0	0	0	207	0	0	0	0	0	0	0	0	207
Strongly disagree	5	0	0	0	0	0	40	0	0	0	0	0	0	0	0	40
Don't know	8	0	0	0	0	0	83	0	0	0	0	0	0	0	0	83
No answer	9	0	0	0	0	0	8	0	0	0	0	0	0	0	0	8
Not applicable	IAP	13626	354	7542	353	5907	8860	2817	2765	2812	4510	2023	2044	1974	2538	58125

- B. The Irish, Italians, Jews, and many other minorities overcame prejudice and worked their way up. Today's immigrants should do the same without any special favors.

[VAR: IMMWRKUP]

RESPONSE	PUNCH	YEAR														
		1972-82	1982B	1983-87	1987B	1988-91	1993-98	2000	2002	2004	2006	2008	2010	2012	2014	ALL
Strongly agree	1	0	0	0	0	0	500	0	0	0	0	0	0	0	0	500
Agree	2	0	0	0	0	0	673	0	0	0	0	0	0	0	0	673
Neither agree nor disagree	3	0	0	0	0	0	155	0	0	0	0	0	0	0	0	155
Disagree	4	0	0	0	0	0	84	0	0	0	0	0	0	0	0	84
Strongly disagree	5	0	0	0	0	0	15	0	0	0	0	0	0	0	0	15
Don't know	8	0	0	0	0	0	36	0	0	0	0	0	0	0	0	36
No answer	9	0	0	0	0	0	11	0	0	0	0	0	0	0	0	11
Not applicable	IAP	13626	354	7542	353	5907	8860	2817	2765	2812	4510	2023	2044	1974	2538	58125

REMARKS: Hand Card CH contained responses 1-5.

535. A. What do you think the chances are these days that a white person won't get admitted to a college or university program while an equally or less qualified black person gets admitted instead? Would you say: very likely, somewhat likely, or not likely.

[VAR: COLAFF]

RESPONSE	PUNCH	YEAR														
		1972-82	1982B	1983-87	1987B	1988-91	1993-98	2000	2002	2004	2006	2008	2010	2012	2014	ALL
Very likely	1	0	0	0	0	0	195	0	0	0	0	0	0	0	0	195
Somewhat likely	2	0	0	0	0	0	311	0	0	0	0	0	0	0	0	311
Not likely	3	0	0	0	0	0	207	0	0	0	0	0	0	0	0	207
Don't know	8	0	0	0	0	0	38	0	0	0	0	0	0	0	0	38
No answer	9	0	0	0	0	0	6	0	0	0	0	0	0	0	0	6
Not applicable (Punch 2 in FORM)	IAP	13626	354	7542	353	5907	9577	2817	2765	2812	4510	2023	2044	1974	2538	58842

REMARKS: This variable appeared as part of a split ballot experiment in 1994, and appeared on form 1. See also COLAFFY. See Appendix P.

536. A. What do you think the chances are these days that a white person won't get admitted to a college or university program while a less qualified black person gets admitted instead? Would you say: very likely, somewhat likely, or not likely.

[VAR: COLAFFY]

RESPONSE	PUNCH	YEAR														
		1972-82	1982B	1983-87	1987B	1988-91	1993-98	2000	2002	2004	2006	2008	2010	2012	2014	ALL
Very likely	1	0	0	0	0	0	191	0	0	0	0	0	0	0	0	191
Somewhat likely	2	0	0	0	0	0	290	0	0	0	0	0	0	0	0	290
Not likely	3	0	0	0	0	0	194	0	0	0	0	0	0	0	0	194
Don't know	8	0	0	0	0	0	35	0	0	0	0	0	0	0	0	35
No answer	9	0	0	0	0	0	7	0	0	0	0	0	0	0	0	7
Not applicable (Punch 1 in FORM)	IAP	13626	354	7542	353	5907	9617	2817	2765	2812	4510	2023	2044	1974	2538	58882

REMARKS: This variable appeared as part of a split ballot experiment in 1994, and appeared on form 2. See also COLAFF. See Appendix P.

- B. What do you think the chances are these days that a white person won't get a job or promotion while a less qualified black person gets one instead? Is this very likely, somewhat likely, or not very likely to happen these days.

[VAR: DISCAFFY]

RESPONSE	PUNCH	YEAR														
		1972-82	1982B	1983-87	1987B	1988-91	1993-98	2000	2002	2004	2006	2008	2010	2012	2014	ALL
Very likely	1	0	0	0	0	0	182	0	0	0	0	0	0	0	0	182
Somewhat likely	2	0	0	0	0	0	275	0	0	0	0	0	0	0	0	275
Not likely	3	0	0	0	0	0	225	0	0	0	0	0	0	0	0	225
Don't know	8	0	0	0	0	0	30	0	0	0	0	0	0	0	0	30
No answer	9	0	0	0	0	0	5	0	0	0	0	0	0	0	0	5
Not applicable (Punch 1 in FORM)	IAP	13626	354	7542	353	5907	9617	2817	2765	2812	4510	2023	2044	1974	2538	58882

REMARKS: This variable appeared as part of a split ballot experiment in 1994, and appeared on form 2. See also DISCAFF. See Appendix P.

537. Some people say that because of past discrimination, blacks should be given preference in hiring and promotion. Others say that such preference in hiring and promotion of blacks is wrong because it discriminates against others. What about your opinion--are you for or against preferential hiring and promotion of blacks?

IF FOR:

Do you favor preference in hiring and promotion strongly or not strongly?

IF AGAINST:

Do you oppose preference in hiring and promotion strongly or not strongly?

[VAR: JOBAFF]

RESPONSE	PUNCH	YEAR														
		1972-82	1982B	1983-87	1987B	1988-91	1993-98	2000	2002	2004	2006	2008	2010	2012	2014	ALL
Strongly favor	1	0	0	0	0	0	130	0	0	0	0	0	0	0	0	130
Not strongly favor	2	0	0	0	0	0	91	0	0	0	0	0	0	0	0	91
Not strongly oppose	3	0	0	0	0	0	276	0	0	0	0	0	0	0	0	276
Strongly oppose	4	0	0	0	0	0	887	0	0	0	0	0	0	0	0	887
Don't know	8	0	0	0	0	0	78	0	0	0	0	0	0	0	0	78
No answer	9	0	0	0	0	0	12	0	0	0	0	0	0	0	0	12
Not applicable	IAP	13626	354	7542	353	5907	8860	2817	2765	2812	4510	2023	2044	1974	2538	58125

538. Do you feel that people are best represented in politics by leaders from their own racial or ethnic background, or doesn't the leader's background make very much difference?

[VAR: OWNETH]

<u>RESPONSE</u>	<u>PUNCH</u>	<u>YEAR</u>														
		<u>1972-82</u>	<u>1982B</u>	<u>1983-87</u>	<u>1987B</u>	<u>1988-91</u>	<u>1993-98</u>	<u>2000</u>	<u>2002</u>	<u>2004</u>	<u>2006</u>	<u>2008</u>	<u>2010</u>	<u>2012</u>	<u>2014</u>	<u>ALL</u>
Leaders from their own racial and ethnic background	1	0	0	0	0	0	497	0	0	0	0	0	0	0	0	497
Leader's background does not matter	2	0	0	0	0	0	914	0	0	0	0	0	0	0	0	914
Don't know	8	0	0	0	0	0	51	0	0	0	0	0	0	0	0	51
No answer	9	0	0	0	0	0	12	0	0	0	0	0	0	0	0	12
Not applicable	IAP	13626	354	7542	353	5907	8860	2817	2765	2812	4510	2023	2044	1974	2538	58125

539. Some people say that it is only fair that in a society like ours, people holding public office should have roughly the same racial or ethnic background as the population as a whole. So, for example, if 30% of the people were Hispanic, then 30% of the public officials should be Hispanic as well. Others say that in choosing people for public office they should be considered purely on the basis of ability without regard to their ethnic or racial background. Let me ask you about these ideas in several different areas.

A. What about people in Congress? Should they have the same racial or ethnic background as their constituents, or should they be considered purely on the basis of their ability without regard to their racial or ethnic background?

[VAR: CONGETH]

<u>RESPONSE</u>	<u>PUNCH</u>	<u>YEAR</u>														
		<u>1972-82</u>	<u>1982B</u>	<u>1983-87</u>	<u>1987B</u>	<u>1988-91</u>	<u>1993-98</u>	<u>2000</u>	<u>2002</u>	<u>2004</u>	<u>2006</u>	<u>2008</u>	<u>2010</u>	<u>2012</u>	<u>2014</u>	<u>ALL</u>
Consider racial or ethnic background	1	0	0	0	0	0	131	0	0	0	0	0	0	0	0	131
Consider ability, not racial or ethnic background	2	0	0	0	0	0	1279	0	0	0	0	0	0	0	0	1279
Don't know	8	0	0	0	0	0	53	0	0	0	0	0	0	0	0	53
No answer	9	0	0	0	0	0	11	0	0	0	0	0	0	0	0	11
Not applicable	IAP	13626	354	7542	353	5907	8860	2817	2765	2812	4510	2023	2044	1974	2538	58125

- B. What about teachers in public schools or universities? Should they have roughly the same racial or ethnic background as their students, or should they be considered purely on the basis of their ability without regard to their racial or ethnic background?

[VAR: TEACHETH]

<u>RESPONSE</u>	<u>PUNCH</u>	<u>YEAR</u>														
		<u>1972-82</u>	<u>1982B</u>	<u>1983-87</u>	<u>1987B</u>	<u>1988-91</u>	<u>1993-98</u>	<u>2000</u>	<u>2002</u>	<u>2004</u>	<u>2006</u>	<u>2008</u>	<u>2010</u>	<u>2012</u>	<u>2014</u>	<u>ALL</u>
Consider racial or ethnic background	1	0	0	0	0	0	115	0	0	0	0	0	0	0	0	115
Consider ability, not racial or ethnic background	2	0	0	0	0	0	1310	0	0	0	0	0	0	0	0	1310
Don't know	8	0	0	0	0	0	37	0	0	0	0	0	0	0	0	37
No answer	9	0	0	0	0	0	12	0	0	0	0	0	0	0	0	12
Not applicable	IAP	13626	354	7542	353	5907	8860	2817	2765	2812	4510	2023	2044	1974	2538	58125

- C. What about students in medical, law, and other professional schools? Should they have roughly the same racial or ethnic background as the people in their area, or should they be considered purely on the basis of their ability without regard to their racial or ethnic background?

[VAR: SCHLETH]

<u>RESPONSE</u>	<u>PUNCH</u>	<u>YEAR</u>														
		<u>1972-82</u>	<u>1982B</u>	<u>1983-87</u>	<u>1987B</u>	<u>1988-91</u>	<u>1993-98</u>	<u>2000</u>	<u>2002</u>	<u>2004</u>	<u>2006</u>	<u>2008</u>	<u>2010</u>	<u>2012</u>	<u>2014</u>	<u>ALL</u>
Consider racial or ethnic background	1	0	0	0	0	0	82	0	0	0	0	0	0	0	0	82
Consider ability, not racial or ethnic background	2	0	0	0	0	0	1329	0	0	0	0	0	0	0	0	1329
Don't know	8	0	0	0	0	0	41	0	0	0	0	0	0	0	0	41
No answer	9	0	0	0	0	0	22	0	0	0	0	0	0	0	0	22
Not applicable	IAP	13626	354	7542	353	5907	8860	2817	2765	2812	4510	2023	2044	1974	2538	58125

540. In history classes in high school and college, do the experiences of racial and ethnic minority groups in America receive too much attention now, too little attention, or about the right amount?

[VAR: ETHHIST]

<u>RESPONSE</u>	<u>PUNCH</u>	<u>YEAR</u>														
		<u>1972-82</u>	<u>1982B</u>	<u>1983-87</u>	<u>1987B</u>	<u>1988-91</u>	<u>1993-98</u>	<u>2000</u>	<u>2002</u>	<u>2004</u>	<u>2006</u>	<u>2008</u>	<u>2010</u>	<u>2012</u>	<u>2014</u>	<u>ALL</u>
Too much attention now	1	0	0	0	0	0	334	0	0	0	0	0	0	0	0	334
Too little attention	2	0	0	0	0	0	306	0	0	0	0	0	0	0	0	306
About the right amount	3	0	0	0	0	0	630	0	0	0	0	0	0	0	0	630
Don't know	8	0	0	0	0	0	193	0	0	0	0	0	0	0	0	193
No answer	9	0	0	0	0	0	11	0	0	0	0	0	0	0	0	11
Not applicable	IAP	13626	354	7542	353	5907	8860	2817	2765	2812	4510	2023	2044	1974	2538	58125

541. Some people say that when the experience of a racial or ethnic minority group is taught in high school or college, it should be taught by a teacher from that group. Do you strongly agree, agree, neither agree nor disagree, disagree, or strongly disagree?

[VAR: WHOTEACH]

<u>RESPONSE</u>	<u>PUNCH</u>	<u>YEAR</u>														
		<u>1972-82</u>	<u>1982B</u>	<u>1983-87</u>	<u>1987B</u>	<u>1988-91</u>	<u>1993-98</u>	<u>2000</u>	<u>2002</u>	<u>2004</u>	<u>2006</u>	<u>2008</u>	<u>2010</u>	<u>2012</u>	<u>2014</u>	<u>ALL</u>
Strongly agree	1	0	0	0	0	0	93	0	0	0	0	0	0	0	0	93
Agree	2	0	0	0	0	0	267	0	0	0	0	0	0	0	0	267
Neither agree nor disagree	3	0	0	0	0	0	415	0	0	0	0	0	0	0	0	415
Disagree	4	0	0	0	0	0	532	0	0	0	0	0	0	0	0	532
Strongly disagree	5	0	0	0	0	0	89	0	0	0	0	0	0	0	0	89
Don't know	8	0	0	0	0	0	68	0	0	0	0	0	0	0	0	68
No answer	9	0	0	0	0	0	10	0	0	0	0	0	0	0	0	10
Not applicable	IAP	13626	354	7542	353	5907	8860	2817	2765	2812	4510	2023	2044	1974	2538	58125

542. A. Do you think that white people in this country get much more attention from government than they deserve, more attention than they deserve, about the right amount of attention, less attention than they deserve, or much less attention from government than they deserve?

HAND CARD CI

[VAR: WHTGOVT]

<u>RESPONSE</u>	<u>PUNCH</u>	<u>YEAR</u>														
		<u>1972-82</u>	<u>1982B</u>	<u>1983-87</u>	<u>1987B</u>	<u>1988-91</u>	<u>1993-98</u>	<u>2000</u>	<u>2002</u>	<u>2004</u>	<u>2006</u>	<u>2008</u>	<u>2010</u>	<u>2012</u>	<u>2014</u>	<u>ALL</u>
Much more	1	0	0	0	0	0	103	0	0	0	0	0	0	0	0	103
More	2	0	0	0	0	0	198	0	0	0	0	0	0	0	0	198
About right	3	0	0	0	0	0	803	0	0	0	0	0	0	0	0	803
Less	4	0	0	0	0	0	232	0	0	0	0	0	0	0	0	232
Much less	5	0	0	0	0	0	76	0	0	0	0	0	0	0	0	76
Don't know	8	0	0	0	0	0	53	0	0	0	0	0	0	0	0	53
No answer	9	0	0	0	0	0	9	0	0	0	0	0	0	0	0	9
Not applicable	IAP	13626	354	7542	353	5907	8860	2817	2765	2812	4510	2023	2044	1974	2538	58125

- B. Do you think that blacks get more attention from government than they deserve? Would you answer much more attention from government than they deserve, more attention than they deserve, about the right amount of attention, less attention than they deserve, or much less attention from government than they deserve?

[VAR: BLKGOVT]

<u>RESPONSE</u>	<u>PUNCH</u>	<u>YEAR</u>														
		<u>1972-82</u>	<u>1982B</u>	<u>1983-87</u>	<u>1987B</u>	<u>1988-91</u>	<u>1993-98</u>	<u>2000</u>	<u>2002</u>	<u>2004</u>	<u>2006</u>	<u>2008</u>	<u>2010</u>	<u>2012</u>	<u>2014</u>	<u>ALL</u>
Much more	1	0	0	0	0	0	230	0	0	0	0	0	0	0	0	230
More	2	0	0	0	0	0	404	0	0	0	0	0	0	0	0	404
About right	3	0	0	0	0	0	415	0	0	0	0	0	0	0	0	415
Less	4	0	0	0	0	0	298	0	0	0	0	0	0	0	0	298
Much less	5	0	0	0	0	0	73	0	0	0	0	0	0	0	0	73
Don't know	8	0	0	0	0	0	45	0	0	0	0	0	0	0	0	45
No answer	9	0	0	0	0	0	9	0	0	0	0	0	0	0	0	9
Not applicable	IAP	13626	354	7542	353	5907	8860	2817	2765	2812	4510	2023	2044	1974	2538	58125

- C. Hispanic-Americans? Would you answer much more attention from government than they deserve, more attention than they deserve, about the right amount of attention, less attention than they deserve, or much less attention from government than they deserve?

[VAR: HSPGOVT]

<u>RESPONSE</u>	<u>PUNCH</u>	<u>YEAR</u>														
		<u>1972-82</u>	<u>1982B</u>	<u>1983-87</u>	<u>1987B</u>	<u>1988-91</u>	<u>1993-98</u>	<u>2000</u>	<u>2002</u>	<u>2004</u>	<u>2006</u>	<u>2008</u>	<u>2010</u>	<u>2012</u>	<u>2014</u>	<u>ALL</u>
Much more	1	0	0	0	0	0	120	0	0	0	0	0	0	0	0	120
More	2	0	0	0	0	0	300	0	0	0	0	0	0	0	0	300
About right	3	0	0	0	0	0	529	0	0	0	0	0	0	0	0	529
Less	4	0	0	0	0	0	355	0	0	0	0	0	0	0	0	355
Much less	5	0	0	0	0	0	57	0	0	0	0	0	0	0	0	57
Don't know	8	0	0	0	0	0	104	0	0	0	0	0	0	0	0	104
No answer	9	0	0	0	0	0	9	0	0	0	0	0	0	0	0	9
Not applicable	IAP	13626	354	7542	353	5907	8860	2817	2765	2812	4510	2023	2044	1974	2538	58125

- D. Asian-Americans? Would you answer much more attention from government than they deserve, more attention than they deserve, about the right amount of attention, less attention than they deserve, or much less attention from government than they deserve?

[VAR: ASNGOVT]

<u>RESPONSE</u>	<u>PUNCH</u>	<u>YEAR</u>														
		<u>1972-82</u>	<u>1982B</u>	<u>1983-87</u>	<u>1987B</u>	<u>1988-91</u>	<u>1993-98</u>	<u>2000</u>	<u>2002</u>	<u>2004</u>	<u>2006</u>	<u>2008</u>	<u>2010</u>	<u>2012</u>	<u>2014</u>	<u>ALL</u>
Much more	1	0	0	0	0	0	105	0	0	0	0	0	0	0	0	105
More	2	0	0	0	0	0	238	0	0	0	0	0	0	0	0	238
About right	3	0	0	0	0	0	595	0	0	0	0	0	0	0	0	595
Less	4	0	0	0	0	0	310	0	0	0	0	0	0	0	0	310
Much less	5	0	0	0	0	0	73	0	0	0	0	0	0	0	0	73
Don't know	8	0	0	0	0	0	144	0	0	0	0	0	0	0	0	144
No answer	9	0	0	0	0	0	9	0	0	0	0	0	0	0	0	9
Not applicable	IAP	13626	354	7542	353	5907	8860	2817	2765	2812	4510	2023	2044	1974	2538	58125

REMARKS: Hand Card CI contained responses 1-5.

543. Now I have some questions about different groups in our society. I'm going to show you a seven-point scale which the characteristics of people in a group can be rated. In the first statement a score of 1 means that you think almost all of the people in that group are "rich." A score of 7 means that you think almost everyone in the group are "poor." A score of 4 means that you think that the group is not towards one end or another, and of course you may choose any number in between that comes closest to where you think people in the group stand.

HAND CARD CJ

A1. Immigrants who are in this country legally?

[VAR: WLTHIMM]

RESPONSE	PUNCH	YEAR														
		1972-82	1982B	1983-87	1987B	1988-91	1993-98	2000	2002	2004	2006	2008	2010	2012	2014	ALL
1	1	0	0	0	0	0	15	0	0	0	0	0	0	0	0	15
2	2	0	0	0	0	0	48	0	0	0	0	0	0	0	0	48
3	3	0	0	0	0	0	118	0	0	0	0	0	0	0	0	118
4	4	0	0	0	0	0	420	0	0	0	0	0	0	0	0	420
5	5	0	0	0	0	0	369	0	0	0	0	0	0	0	0	369
6	6	0	0	0	0	0	261	0	0	0	0	0	0	0	0	261
7	7	0	0	0	0	0	110	0	0	0	0	0	0	0	0	110
Don't know	8	0	0	0	0	0	119	0	0	0	0	0	0	0	0	119
No answer	9	0	0	0	0	0	14	0	0	0	0	0	0	0	0	14
Not applicable	IAP	13626	354	7542	353	5907	8860	2817	2765	2812	4510	2023	2044	1974	2538	58125

A2. Immigrants who are in this country illegally?

[VAR: WLTHUNDC]

RESPONSE	PUNCH	YEAR														
		1972-82	1982B	1983-87	1987B	1988-91	1993-98	2000	2002	2004	2006	2008	2010	2012	2014	ALL
1	1	0	0	0	0	0	30	0	0	0	0	0	0	0	0	30
2	2	0	0	0	0	0	23	0	0	0	0	0	0	0	0	23
3	3	0	0	0	0	0	27	0	0	0	0	0	0	0	0	27
4	4	0	0	0	0	0	65	0	0	0	0	0	0	0	0	65
5	5	0	0	0	0	0	127	0	0	0	0	0	0	0	0	127
6	6	0	0	0	0	0	414	0	0	0	0	0	0	0	0	414
7	7	0	0	0	0	0	658	0	0	0	0	0	0	0	0	658
Don't know	8	0	0	0	0	0	116	0	0	0	0	0	0	0	0	116
No answer	9	0	0	0	0	0	14	0	0	0	0	0	0	0	0	14
Not applicable	IAP	13626	354	7542	353	5907	8860	2817	2765	2812	4510	2023	2044	1974	2538	58125

Now I have some questions about different groups in our society. I'm going to show you a seven-point scale which the characteristics of people in a group can be rated. In the first statement a score of 1 means that you think almost all of the people in that group are "hard working." A score of 7 means that you think almost everyone in the group are "lazy." A score of 4 means that you think that the group is not towards one end or another, and of course you may choose any number in between that comes closest to where you think people in the group stand.

B1. Legal immigrants?

[VAR: WORKIMM]

RESPONSE	PUNCH	YEAR														
		1972-82	1982B	1983-87	1987B	1988-91	1993-98	2000	2002	2004	2006	2008	2010	2012	2014	ALL
1	1	0	0	0	0	0	82	0	0	0	0	0	0	0	0	82
2	2	0	0	0	0	0	197	0	0	0	0	0	0	0	0	197
3	3	0	0	0	0	0	323	0	0	0	0	0	0	0	0	323
4	4	0	0	0	0	0	487	0	0	0	0	0	0	0	0	487
5	5	0	0	0	0	0	153	0	0	0	0	0	0	0	0	153
6	6	0	0	0	0	0	58	0	0	0	0	0	0	0	0	58
7	7	0	0	0	0	0	24	0	0	0	0	0	0	0	0	24
Don't know	8	0	0	0	0	0	131	0	0	0	0	0	0	0	0	131
No answer	9	0	0	0	0	0	19	0	0	0	0	0	0	0	0	19
Not applicable	IAP	13626	354	7542	353	5907	8860	2817	2765	2812	4510	2023	2044	1974	2538	58125

B2. Illegal immigrants?

[VAR: WORKUNDC]

RESPONSE	PUNCH	YEAR														
		1972-82	1982B	1983-87	1987B	1988-91	1993-98	2000	2002	2004	2006	2008	2010	2012	2014	ALL
1	1	0	0	0	0	0	127	0	0	0	0	0	0	0	0	127
2	2	0	0	0	0	0	173	0	0	0	0	0	0	0	0	173
3	3	0	0	0	0	0	210	0	0	0	0	0	0	0	0	210
4	4	0	0	0	0	0	326	0	0	0	0	0	0	0	0	326
5	5	0	0	0	0	0	159	0	0	0	0	0	0	0	0	159
6	6	0	0	0	0	0	181	0	0	0	0	0	0	0	0	181
7	7	0	0	0	0	0	104	0	0	0	0	0	0	0	0	104
Don't know	8	0	0	0	0	0	174	0	0	0	0	0	0	0	0	174
No answer	9	0	0	0	0	0	20	0	0	0	0	0	0	0	0	20
Not applicable	IAP	13626	354	7542	353	5907	8860	2817	2765	2812	4510	2023	2044	1974	2538	58125

REMARKS: For WLTHIMM - WORKUNDC, Hand Card CJ contained the 7-point scale for both dimensions.

544. Please respond to the following statements by saying whether you strongly agree, agree, disagree or strongly disagree with them:

Obedience and respect for authority are the most important virtues children should learn.

HAND CARD CK

[VAR: OBRESPCT]

RESPONSE	PUNCH	YEAR														
		1972-82	1982B	1983-87	1987B	1988-91	1993-98	2000	2002	2004	2006	2008	2010	2012	2014	ALL
Strongly agree	1	0	0	0	0	0	480	0	0	0	0	0	0	0	0	480
Agree	2	0	0	0	0	0	677	0	0	0	0	0	0	0	0	677
Disagree	3	0	0	0	0	0	254	0	0	0	0	0	0	0	0	254
Strongly disagree	4	0	0	0	0	0	36	0	0	0	0	0	0	0	0	36
Don't know	8	0	0	0	0	0	14	0	0	0	0	0	0	0	0	14
No answer	9	0	0	0	0	0	13	0	0	0	0	0	0	0	0	13
Not applicable	IAP	13626	354	7542	353	5907	8860	2817	2765	2812	4510	2023	2044	1974	2538	58125

REMARKS: Hand Card CK contained responses 1-4.

545. How about the economy. Would you say that over the past year the nation's economy has gotten better, stayed about the same, or gotten worse?

[VAR: ECONPAST]

RESPONSE	PUNCH	YEAR														
		1972-82	1982B	1983-87	1987B	1988-91	1993-98	2000	2002	2004	2006	2008	2010	2012	2014	ALL
Gotten better (ASK PASTUP)	1	0	0	0	0	0	381	0	0	0	0	0	0	0	0	381
Stayed the same (SKIP TO ECONFUTR)	2	0	0	0	0	0	636	0	0	0	0	0	0	0	0	636
Gotten worse (ASK PASTDOWN)	3	0	0	0	0	0	428	0	0	0	0	0	0	0	0	428
Don't know (SKIP TO ECONFUTR)	8	0	0	0	0	0	20	0	0	0	0	0	0	0	0	20
No answer	9	0	0	0	0	0	9	0	0	0	0	0	0	0	0	9
Not applicable	IAP	13626	354	7542	353	5907	8860	2817	2765	2812	4510	2023	2044	1974	2538	58125

A. Would you say much better or somewhat better?

[VAR: PASTUP]

RESPONSE	PUNCH	YEAR														
		1972-82	1982B	1983-87	1987B	1988-91	1993-98	2000	2002	2004	2006	2008	2010	2012	2014	ALL
Much better (GO TO ECONFUTR)	1	0	0	0	0	0	34	0	0	0	0	0	0	0	0	34
Somewhat better (GO TO ECONFUTR)	2	0	0	0	0	0	345	0	0	0	0	0	0	0	0	345
Don't know (GO TO ECONFUTR)	8	0	0	0	0	0	0	0	0	0	0	0	0	0	0	0
No answer	9	0	0	0	0	0	11	0	0	0	0	0	0	0	0	11
Not applicable (Punches 2-8 in ECONPAST)	IAP	13626	354	7542	353	5907	9944	2817	2765	2812	4510	2023	2044	1974	2538	59209

B. Would you say much worse or somewhat worse?

[VAR: PASTDOWN]

RESPONSE	PUNCH	YEAR														
		1972-82	1982B	1983-87	1987B	1988-91	1993-98	2000	2002	2004	2006	2008	2010	2012	2014	ALL
Much worse (GO TO ECONFUTR)	1	0	0	0	0	0	126	0	0	0	0	0	0	0	0	126
Somewhat worse (GO TO ECONFUTR)	2	0	0	0	0	0	295	0	0	0	0	0	0	0	0	295
Don't know (GO TO ECONFUTR)	8	0	0	0	0	0	1	0	0	0	0	0	0	0	0	1
No answer	9	0	0	0	0	0	15	0	0	0	0	0	0	0	0	15
Not applicable (Punches 1-2, 8 in ECONPAST)	IAP	13626	354	7542	353	5907	9897	2817	2765	2812	4510	2023	2044	1974	2538	59162

546. What about the next 12 months? Do you expect the national economy to get better, get worse, or stay about the same?

[VAR: ECONFUTR]

RESPONSE	PUNCH	YEAR														
		1972-82	1982B	1983-87	1987B	1988-91	1993-98	2000	2002	2004	2006	2008	2010	2012	2014	ALL
Get better (ASK FUTRUP)	1	0	0	0	0	0	416	0	0	0	0	0	0	0	0	416
Stay the same (SKIP TO RDISCAFF)	2	0	0	0	0	0	768	0	0	0	0	0	0	0	0	768
Get worse (ASK FUTRDOWN)	3	0	0	0	0	0	241	0	0	0	0	0	0	0	0	241
Don't know (SKIP TO RDISCAFF)	8	0	0	0	0	0	39	0	0	0	0	0	0	0	0	39
No answer	9	0	0	0	0	0	10	0	0	0	0	0	0	0	0	10
Not applicable	IAP	13626	354	7542	353	5907	8860	2817	2765	2812	4510	2023	2044	1974	2538	58125

A. Would you say much better or somewhat better?

[VAR: FUTRUP]

RESPONSE	PUNCH	YEAR														
		1972-82	1982B	1983-87	1987B	1988-91	1993-98	2000	2002	2004	2006	2008	2010	2012	2014	ALL
Much better (GO TO RDISCAFF)	1	0	0	0	0	0	60	0	0	0	0	0	0	0	0	60
Somewhat better (GO TO RDISCAFF)	2	0	0	0	0	0	351	0	0	0	0	0	0	0	0	351
Don't know (GO TO RDISCAFF)	8	0	0	0	0	0	2	0	0	0	0	0	0	0	0	2
No answer	9	0	0	0	0	0	13	0	0	0	0	0	0	0	0	13
Not applicable (Punches 2-8 in ECONFUTR)	IAP	13626	354	7542	353	5907	9908	2817	2765	2812	4510	2023	2044	1974	2538	59173

B. Would you say much worse or somewhat worse?

[VAR: FUTRDOWN]

RESPONSE	PUNCH	YEAR														
		<u>1972-82</u>	<u>1982B</u>	<u>1983-87</u>	<u>1987B</u>	<u>1988-91</u>	<u>1993-98</u>	<u>2000</u>	<u>2002</u>	<u>2004</u>	<u>2006</u>	<u>2008</u>	<u>2010</u>	<u>2012</u>	<u>2014</u>	<u>ALL</u>
Much worse (GO TO RDISCAFF)	1	0	0	0	0	0	54	0	0	0	0	0	0	0	0	54
Somewhat worse (GO TO RDISCAFF)	2	0	0	0	0	0	180	0	0	0	0	0	0	0	0	180
Don't know (GO TO RDISCAFF)	8	0	0	0	0	0	0	0	0	0	0	0	0	0	0	0
No answer	9	0	0	0	0	0	17	0	0	0	0	0	0	0	0	17
Not applicable (Punches 1-2, 8 in ECONFUTR)	IAP	13626	354	7542	353	5907	10083	2817	2765	2812	4510	2023	2044	1974	2538	59348

ASK RDISCAFF IN TERMS OF THE OPPOSITE RACE:

547. A. What do you think the chances are these days that you or anyone in your family won't get a job or promotion while an equally or less qualified [White/(Black/African-American)] employee receives one instead? Would you say the chances of this happening are very likely, somewhat likely, somewhat unlikely, or very unlikely?

[VAR: RDISCAFF]

RESPONSE	PUNCH	YEAR														
		<u>1972-82</u>	<u>1982B</u>	<u>1983-87</u>	<u>1987B</u>	<u>1988-91</u>	<u>1993-98</u>	<u>2000</u>	<u>2002</u>	<u>2004</u>	<u>2006</u>	<u>2008</u>	<u>2010</u>	<u>2012</u>	<u>2014</u>	<u>ALL</u>
Very likely	1	0	0	0	0	0	213	0	0	0	0	0	0	0	0	213
Somewhat likely	2	0	0	0	0	0	458	0	0	0	0	0	0	0	0	458
Somewhat unlikely	3	0	0	0	0	0	340	0	0	0	0	0	0	0	0	340
Very unlikely	4	0	0	0	0	0	358	0	0	0	0	0	0	0	0	358
Don't know	8	0	0	0	0	0	88	0	0	0	0	0	0	0	0	88
No answer	9	0	0	0	0	0	17	0	0	0	0	0	0	0	0	17
Not applicable	IAP	13626	354	7542	353	5907	8860	2817	2765	2812	4510	2023	2044	1974	2538	58125

- B. What about immigrants? Is it very likely, somewhat likely, somewhat unlikely, or very unlikely that you or anyone in your family won't get a job or promotion while an equally or less qualified immigrant employee receives one instead?

[VAR: RIMMDISC]

<u>RESPONSE</u>	<u>PUNCH</u>	<u>YEAR</u>														
		<u>1972-82</u>	<u>1982B</u>	<u>1983-87</u>	<u>1987B</u>	<u>1988-91</u>	<u>1993-98</u>	<u>2000</u>	<u>2002</u>	<u>2004</u>	<u>2006</u>	<u>2008</u>	<u>2010</u>	<u>2012</u>	<u>2014</u>	<u>ALL</u>
Very likely	1	0	0	0	0	0	126	0	0	0	0	0	0	0	0	126
Somewhat likely	2	0	0	0	0	0	309	0	0	0	0	0	0	0	0	309
Somewhat unlikely	3	0	0	0	0	0	427	0	0	0	0	0	0	0	0	427
Very unlikely	4	0	0	0	0	0	480	0	0	0	0	0	0	0	0	480
Don't know	8	0	0	0	0	0	110	0	0	0	0	0	0	0	0	110
No answer	9	0	0	0	0	0	22	0	0	0	0	0	0	0	0	22
Not applicable	IAP	13626	354	7542	353	5907	8860	2817	2765	2812	4510	2023	2044	1974	2538	58125

REMARKS: For part A, non-blacks asked about Blacks/African-Americans. Blacks asked about Whites.

**The 1996 Topical Module: Gender
(FEIMP, FEBEAR, RUSHED, SEXPROMO, SELFIRST,
ROMANCE-YOURSELF, TWOINCS, MARFREE, MEOVRWRK, SEXHAR)**

**IF NOT CURRENTLY MARRIED, ASK ROMANCE
ASK ROMANCE IN TERMS OF THE OPPOSITE SEX FROM R.**

548. Do you have a main romantic involvement - a (man/woman) you think of as a steady, a lover, a partner, or whatever?

[VAR: ROMANCE]

<u>RESPONSE</u>	<u>PUNCH</u>	<u>YEAR</u>														
		<u>1972-82</u>	<u>1982B</u>	<u>1983-87</u>	<u>1987B</u>	<u>1988-91</u>	<u>1993-98</u>	<u>2000</u>	<u>2002</u>	<u>2004</u>	<u>2006</u>	<u>2008</u>	<u>2010</u>	<u>2012</u>	<u>2014</u>	<u>ALL</u>
Yes (GO TO LIVEWITH)	1	0	0	0	0	0	591	0	0	0	0	0	0	0	0	591
No (GO TO WILLWED2)	2	0	0	0	0	0	842	0	0	0	0	0	0	0	0	842
Same sex partner (Vol.) (GO TO LIVEWITH)	3	0	0	0	0	0	4	0	0	0	0	0	0	0	0	4
Don't know	8	0	0	0	0	0	5	0	0	0	0	0	0	0	0	5
No answer	9	0	0	0	0	0	59	0	0	0	0	0	0	0	0	59
Not applicable (Punch 1 in MARITAL)	IAP	13626	354	7542	353	5907	8833	2817	2765	2812	4510	2023	2044	1974	2538	58098

IF YES TO ROMANCE:

549. Do you live together?

[VAR: LIVEWITH]

<u>RESPONSE</u>	<u>PUNCH</u>	<u>YEAR</u>														
		<u>1972-82</u>	<u>1982B</u>	<u>1983-87</u>	<u>1987B</u>	<u>1988-91</u>	<u>1993-98</u>	<u>2000</u>	<u>2002</u>	<u>2004</u>	<u>2006</u>	<u>2008</u>	<u>2010</u>	<u>2012</u>	<u>2014</u>	<u>ALL</u>
Yes	1	0	0	0	0	0	180	0	0	0	0	0	0	0	0	180
No	2	0	0	0	0	0	411	0	0	0	0	0	0	0	0	411
No answer	9	0	0	0	0	0	65	0	0	0	0	0	0	0	0	65
Not applicable (Punches 2, 8 or IAP in ROMANCE)	IAP	13626	354	7542	353	5907	9678	2817	2765	2812	4510	2023	2044	1974	2538	58943

550. Taking things all together, how would you describe your romantic relationship? Would you say that your relationship is very happy, pretty happy, or not too happy?

[VAR: HAPROM]

<u>RESPONSE</u>	<u>PUNCH</u>	<u>YEAR</u>														
		<u>1972-82</u>	<u>1982B</u>	<u>1983-87</u>	<u>1987B</u>	<u>1988-91</u>	<u>1993-98</u>	<u>2000</u>	<u>2002</u>	<u>2004</u>	<u>2006</u>	<u>2008</u>	<u>2010</u>	<u>2012</u>	<u>2014</u>	<u>ALL</u>
Very happy	1	0	0	0	0	0	147	0	0	0	0	0	0	0	0	147
Pretty happy	2	0	0	0	0	0	153	0	0	0	0	0	0	0	0	153
Not too happy	3	0	0	0	0	0	17	0	0	0	0	0	0	0	0	17
Don't know	8	0	0	0	0	0	1	0	0	0	0	0	0	0	0	1
No answer	9	0	0	0	0	0	33	0	0	0	0	0	0	0	0	33
Not applicable (Punches 2, 8 or IAP in ROMANCE)	IAP	13626	354	7542	353	5907	9983	2817	2765	2812	4510	2023	2044	1974	2538	59248

IF R HAS NOT REPORTED A PARTNER OF THE SAME SEX IN ROMANCE, ASK WILLWED1.

551. How likely is it that you two will get married? Would you say that it is very likely, somewhat likely, somewhat unlikely, or very unlikely?

[VAR: WILLWED1]

<u>RESPONSE</u>	<u>PUNCH</u>	<u>YEAR</u>														
		<u>1972-82</u>	<u>1982B</u>	<u>1983-87</u>	<u>1987B</u>	<u>1988-91</u>	<u>1993-98</u>	<u>2000</u>	<u>2002</u>	<u>2004</u>	<u>2006</u>	<u>2008</u>	<u>2010</u>	<u>2012</u>	<u>2014</u>	<u>ALL</u>
Very likely	1	0	0	0	0	0	192	0	0	0	0	0	0	0	0	192
Somewhat likely	2	0	0	0	0	0	183	0	0	0	0	0	0	0	0	183
Somewhat unlikely	3	0	0	0	0	0	90	0	0	0	0	0	0	0	0	90
Very unlikely	4	0	0	0	0	0	98	0	0	0	0	0	0	0	0	98
Don't know	8	0	0	0	0	0	9	0	0	0	0	0	0	0	0	9
No answer	9	0	0	0	0	0	79	0	0	0	0	0	0	0	0	79
Not applicable (Punches 2-8, or IAP in ROMANCE)	IAP	13626	354	7542	353	5907	9683	2817	2765	2812	4510	2023	2044	1974	2538	58948

IF NO TO ROMANCE:

552. If the right person came along, would you like to be married?

[VAR: WILLWED2]

<u>RESPONSE</u>	<u>PUNCH</u>	<u>YEAR</u>														
		<u>1972-82</u>	<u>1982B</u>	<u>1983-87</u>	<u>1987B</u>	<u>1988-91</u>	<u>1993-98</u>	<u>2000</u>	<u>2002</u>	<u>2004</u>	<u>2006</u>	<u>2008</u>	<u>2010</u>	<u>2012</u>	<u>2014</u>	<u>ALL</u>
Yes	1	0	0	0	0	0	409	0	0	0	0	0	0	0	0	409
No	2	0	0	0	0	0	364	0	0	0	0	0	0	0	0	364
Don't know	8	0	0	0	0	0	66	0	0	0	0	0	0	0	0	66
No answer	9	0	0	0	0	0	86	0	0	0	0	0	0	0	0	86
Not applicable (Punches 1, 3, 8 or IAP in ROMANCE)	IAP	13626	354	7542	353	5907	9409	2817	2765	2812	4510	2023	2044	1974	2538	58674

553. Think about girls growing up today: Do you think their chances for a happy family life will be better than yours, about the same, or worse than yours?

[VAR: HAPGIRLS]

<u>RESPONSE</u>	<u>PUNCH</u>	<u>YEAR</u>														
		<u>1972-82</u>	<u>1982B</u>	<u>1983-87</u>	<u>1987B</u>	<u>1988-91</u>	<u>1993-98</u>	<u>2000</u>	<u>2002</u>	<u>2004</u>	<u>2006</u>	<u>2008</u>	<u>2010</u>	<u>2012</u>	<u>2014</u>	<u>ALL</u>
Better	1	0	0	0	0	0	284	0	0	0	0	0	0	0	0	284
About the same	2	0	0	0	0	0	624	0	0	0	0	0	0	0	0	624
Worse	3	0	0	0	0	0	515	0	0	0	0	0	0	0	0	515
Don't know	8	0	0	0	0	0	34	0	0	0	0	0	0	0	0	34
No answer	9	0	0	0	0	0	3	0	0	0	0	0	0	0	0	3
Not applicable	IAP	13626	354	7542	353	5907	8874	2817	2765	2812	4510	2023	2044	1974	2538	58139

554. And what about boys growing up today? Do you think their chances for a happy family life will be better than yours, about the same, or worse than yours?

[VAR: HAPBOYS]

<u>RESPONSE</u>	<u>PUNCH</u>	<u>YEAR</u>														
		<u>1972-82</u>	<u>1982B</u>	<u>1983-87</u>	<u>1987B</u>	<u>1988-91</u>	<u>1993-98</u>	<u>2000</u>	<u>2002</u>	<u>2004</u>	<u>2006</u>	<u>2008</u>	<u>2010</u>	<u>2012</u>	<u>2014</u>	<u>ALL</u>
Better	1	0	0	0	0	0	254	0	0	0	0	0	0	0	254	
About the same	2	0	0	0	0	0	662	0	0	0	0	0	0	0	662	
Worse	3	0	0	0	0	0	499	0	0	0	0	0	0	0	499	
Don't know	8	0	0	0	0	0	42	0	0	0	0	0	0	0	42	
No answer	9	0	0	0	0	0	3	0	0	0	0	0	0	0	3	
Not applicable	IAP	13626	354	7542	353	5907	8874	2817	2765	2812	4510	2023	2044	1974	2538	58139

555. Some people say that because of past discrimination, women should be given preference in hiring and promotion. Others say that such preference in hiring and promotion of women is wrong because it discriminates against men. What about your opinion - are you for or against preferential hiring and promotion of women?

IF FOR:

Do you favor preference in hiring and promotion strongly or not strongly?

IF AGAINST:

Do you oppose preference in hiring and promotion strongly or not strongly?

[VAR: FEJOBFAFF]

<u>RESPONSE</u>	<u>PUNCH</u>	<u>YEAR</u>														
		<u>1972-82</u>	<u>1982B</u>	<u>1983-87</u>	<u>1987B</u>	<u>1988-91</u>	<u>1993-98</u>	<u>2000</u>	<u>2002</u>	<u>2004</u>	<u>2006</u>	<u>2008</u>	<u>2010</u>	<u>2012</u>	<u>2014</u>	<u>ALL</u>
Strongly favor	1	0	0	0	0	0	152	175	87	69	230	140	140	143	180	1316
Not strongly favor	2	0	0	0	0	0	95	101	42	40	98	64	85	74	85	684
Not strongly oppose	3	0	0	0	0	0	240	251	124	123	265	168	186	173	253	1783
Strongly oppose	4	0	0	0	0	0	446	314	172	209	369	238	282	238	272	2540
Don't know	8	0	0	0	0	0	49	62	13	10	32	32	35	30	32	295
No answer	9	0	0	0	0	0	13	45	0	2	0	6	3	2	4	75
Not applicable	IAP	13626	354	7542	353	5907	9339	1869	2327	2359	3516	1375	1313	1314	1712	52906

REMARKS: Asked on Form=1 only after 1996.

556. Next, we have some questions about the kind of relationship you would like with a spouse or partner. It doesn't matter whether you are now married or living with someone. For each pair of items on the card, which type of relationship would you prefer? In pair A, would you prefer the type of relationship described in statement 1 or statement 2? How about in pair B? Pair C?

HAND
CARD CL

A.

[VAR: TRADM0D]

<u>RESPONSE</u>	<u>PUNCH</u>	<u>YEAR</u>														
		<u>1972-82</u>	<u>1982B</u>	<u>1983-87</u>	<u>1987B</u>	<u>1988-91</u>	<u>1993-98</u>	<u>2000</u>	<u>2002</u>	<u>2004</u>	<u>2006</u>	<u>2008</u>	<u>2010</u>	<u>2012</u>	<u>2014</u>	<u>ALL</u>
A relationship where the man has the main responsibility for providing the household income and the woman has the main responsibility for taking care of the home and family	1	0	0	0	0	0	431	0	0	0	0	0	0	0	0	431
A relationship where the man and woman equally share responsibility for providing the household income and taking care of the home and family	2	0	0	0	0	0	1020	0	0	0	0	0	0	0	0	1020
Don't know	8	0	0	0	0	0	4	0	0	0	0	0	0	0	0	4
No answer	9	0	0	0	0	0	5	0	0	0	0	0	0	0	0	5
Not applicable	IAP	13626	354	7542	353	5907	8874	2817	2765	2812	4510	2023	2044	1974	2538	58139

B.

[VAR: SHARESEP]

<u>RESPONSE</u>	<u>PUNCH</u>	<u>YEAR</u>														
		<u>1972-82</u>	<u>1982B</u>	<u>1983-87</u>	<u>1987B</u>	<u>1988-91</u>	<u>1993-98</u>	<u>2000</u>	<u>2002</u>	<u>2004</u>	<u>2006</u>	<u>2008</u>	<u>2010</u>	<u>2012</u>	<u>2014</u>	<u>ALL</u>
A relationship where the man and woman do most things in their social life together	1	0	0	0	0	0	1101	0	0	0	0	0	0	0	0	1101
A relationship where the man and woman do separate things that interest them	2	0	0	0	0	0	326	0	0	0	0	0	0	0	0	326
Don't know	8	0	0	0	0	0	9	0	0	0	0	0	0	0	0	9
No answer	9	0	0	0	0	0	24	0	0	0	0	0	0	0	0	24
Not applicable	IAP	13626	354	7542	353	5907	8874	2817	2765	2812	4510	2023	2044	1974	2538	58139

C.

[VAR: EMOTEOTH]

<u>RESPONSE</u>	<u>PUNCH</u>	<u>YEAR</u>														
		<u>1972-82</u>	<u>1982B</u>	<u>1983-87</u>	<u>1987B</u>	<u>1988-91</u>	<u>1993-98</u>	<u>2000</u>	<u>2002</u>	<u>2004</u>	<u>2006</u>	<u>2008</u>	<u>2010</u>	<u>2012</u>	<u>2014</u>	<u>ALL</u>
A relationship where the man and woman are emotionally dependent on each other	1	0	0	0	0	0	642	0	0	0	0	0	0	0	0	642
A relationship where the man and woman are both emotionally independent	2	0	0	0	0	0	769	0	0	0	0	0	0	0	0	769
Don't know	8	0	0	0	0	0	16	0	0	0	0	0	0	0	0	16
No answer	9	0	0	0	0	0	33	0	0	0	0	0	0	0	0	33
Not applicable	IAP	13626	354	7542	353	5907	8874	2817	2765	2812	4510	2023	2044	1974	2538	58139

REMARKS: Hand card CL contained responses 1 and 2 for TRADMOD-EMOTEOTH.

557. We're interested in knowing how much of the work around your home is done by different people. We don't mean taking care of children - just regular work around the house, like cooking, grocery shopping and doing little repair jobs.

A. How much of this work do you do?

[VAR: RHMEWRK]

RESPONSE	PUNCH	YEAR														
		1972-82	1982B	1983-87	1987B	1988-91	1993-98	2000	2002	2004	2006	2008	2010	2012	2014	ALL
All	1	0	0	0	0	0	479	0	0	0	0	0	0	0	0	479
Most	2	0	0	0	0	0	312	0	0	0	0	0	0	0	0	312
About half	3	0	0	0	0	0	419	0	0	0	0	0	0	0	0	419
Some	4	0	0	0	0	0	176	0	0	0	0	0	0	0	0	176
Very little or none	5	0	0	0	0	0	64	0	0	0	0	0	0	0	0	64
Don't know	8	0	0	0	0	0	2	0	0	0	0	0	0	0	0	2
No answer	9	0	0	0	0	0	8	0	0	0	0	0	0	0	0	8
Not applicable	IAP	13626	354	7542	353	5907	8874	2817	2765	2812	4510	2023	2044	1974	2538	58139

IF R CURRENTLY MARRIED OR LIVING WITH A PARTNER, ASK SPHMEWRK-FAIRWRK, EARNMORE.

B. How much does your spouse or partner do?

[VAR: SPHMEWRK]

RESPONSE	PUNCH	YEAR														
		1972-82	1982B	1983-87	1987B	1988-91	1993-98	2000	2002	2004	2006	2008	2010	2012	2014	ALL
All	1	0	0	0	0	0	19	0	0	0	0	0	0	0	0	19
Most	2	0	0	0	0	0	108	0	0	0	0	0	0	0	0	108
About half	3	0	0	0	0	0	355	0	0	0	0	0	0	0	0	355
Some	4	0	0	0	0	0	181	0	0	0	0	0	0	0	0	181
Very little or none	5	0	0	0	0	0	100	0	0	0	0	0	0	0	0	100
Don't know	8	0	0	0	0	0	0	0	0	0	0	0	0	0	0	0
No answer	9	0	0	0	0	0	17	0	0	0	0	0	0	0	0	17
Not applicable (Punches 2-5 in MARITAL or Punches 28 in LIVEWITH)	IAP	13626	354	7542	353	5907	9554	2817	2765	2812	4510	2023	2044	1974	2538	58819

- C. How fair do you feel the division of work around the house is in your household? Would you say that it is fair to both you and your spouse or partner, unfair to you, or unfair to your spouse or partner?

[VAR: FAIRHWRK]

<u>RESPONSE</u>	<u>PUNCH</u>	<u>YEAR</u>														
		<u>1972-82</u>	<u>1982B</u>	<u>1983-87</u>	<u>1987B</u>	<u>1988-91</u>	<u>1993-98</u>	<u>2000</u>	<u>2002</u>	<u>2004</u>	<u>2006</u>	<u>2008</u>	<u>2010</u>	<u>2012</u>	<u>2014</u>	<u>ALL</u>
Fair to both me and my spouse or partner	1	0	0	0	0	0	582	0	0	0	0	0	0	0	0	582
Unfair to me	2	0	0	0	0	0	95	0	0	0	0	0	0	0	0	95
Unfair to my spouse or partner	3	0	0	0	0	0	82	0	0	0	0	0	0	0	0	82
Don't know	8	0	0	0	0	0	8	0	0	0	0	0	0	0	0	8
No answer	9	0	0	0	0	0	13	0	0	0	0	0	0	0	0	13
Not applicable (Punches 2-5 in MARITAL or Punches 28 in LIVEWITH)	IAP	13626	354	7542	353	5907	9554	2817	2765	2812	4510	2023	2044	1974	2538	58819

558. Who earns more money?

HAND CARD CM

[VAR: EARNMORE]

<u>RESPONSE</u>	<u>PUNCH</u>	<u>YEAR</u>														
		<u>1972-82</u>	<u>1982B</u>	<u>1983-87</u>	<u>1987B</u>	<u>1988-91</u>	<u>1993-98</u>	<u>2000</u>	<u>2002</u>	<u>2004</u>	<u>2006</u>	<u>2008</u>	<u>2010</u>	<u>2012</u>	<u>2014</u>	<u>ALL</u>
I earn much more than my spouse/partner	1	0	0	0	0	0	278	0	0	0	0	0	0	0	0	278
I earn somewhat more than my spouse/partner	2	0	0	0	0	0	66	0	0	0	0	0	0	0	0	66
We earn about the same amount	3	0	0	0	0	0	81	0	0	0	0	0	0	0	0	81
My spouse/partner earns somewhat more	4	0	0	0	0	0	130	0	0	0	0	0	0	0	0	130
My spouse/partner earns much more	5	0	0	0	0	0	200	0	0	0	0	0	0	0	0	200
Don't know	8	0	0	0	0	0		0	0	0	0	0	0	0	0	0
No answer	9	0	0	0	0	0	25	0	0	0	0	0	0	0	0	25
Not applicable (Punches 2-5 in MARITAL or Punches 2 or 8 in LIVEWITH)	IAP	13626	354	7542	353	5907	9554	2817	2765	2812	4510	2023	2044	1974	2538	58819

REMARKS: Hand card CM contained responses 1-5.

559. The next few questions are about your success in different areas of life. First, how successful do you feel in your family life? Do you feel...

[VAR: FAMLIFE]

<u>RESPONSE</u>	<u>PUNCH</u>	<u>YEAR</u>														
		<u>1972-82</u>	<u>1982B</u>	<u>1983-87</u>	<u>1987B</u>	<u>1988-91</u>	<u>1993-98</u>	<u>2000</u>	<u>2002</u>	<u>2004</u>	<u>2006</u>	<u>2008</u>	<u>2010</u>	<u>2012</u>	<u>2014</u>	<u>ALL</u>
Not at all successful	1	0	0	0	0	0	25	0	0	0	0	0	0	0	0	25
Not very successful	2	0	0	0	0	0	95	0	0	0	0	0	0	0	0	95
Somewhat successful	3	0	0	0	0	0	550	0	0	0	0	0	0	0	0	550
Very successful	4	0	0	0	0	0	588	0	0	0	0	0	0	0	0	588
Completely successful	5	0	0	0	0	0	185	0	0	0	0	0	0	0	0	185
Don't know	8	0	0	0	0	0	12	0	0	0	0	0	0	0	0	12
No answer	9	0	0	0	0	0	5	0	0	0	0	0	0	0	0	5
Not applicable	IAP	13626	354	7542	353	5907	8874	2817	2765	2812	4510	2023	2044	1974	2538	58139

IF WORKING OR WITH A JOB, ASK QS. WORKLIFE-BALWKFAM.

560. How successful do you feel in your work life? Do you feel...

[VAR: WORKLIFE]

<u>RESPONSE</u>	<u>PUNCH</u>	<u>YEAR</u>														
		<u>1972-82</u>	<u>1982B</u>	<u>1983-87</u>	<u>1987B</u>	<u>1988-91</u>	<u>1993-98</u>	<u>2000</u>	<u>2002</u>	<u>2004</u>	<u>2006</u>	<u>2008</u>	<u>2010</u>	<u>2012</u>	<u>2014</u>	<u>ALL</u>
Not at all successful	1	0	0	0	0	0	15	0	0	0	0	0	0	0	0	15
Not very successful	2	0	0	0	0	0	73	0	0	0	0	0	0	0	0	73
Somewhat successful	3	0	0	0	0	0	443	0	0	0	0	0	0	0	0	443
Very successful	4	0	0	0	0	0	366	0	0	0	0	0	0	0	0	366
Completely successful	5	0	0	0	0	0	89	0	0	0	0	0	0	0	0	89
Don't know	8	0	0	0	0	0	3	0	0	0	0	0	0	0	0	3
No answer	9	0	0	0	0	0	5	0	0	0	0	0	0	0	0	5
Not applicable (Punches 4-8 in WRKSTAT)	IAP	13626	354	7542	353	5907	9340	2817	2765	2812	4510	2023	2044	1974	2538	58605

561. How successful do you feel at balancing your paid work and your family life? Do you feel...

[VAR: BALWKFAM]

<u>RESPONSE</u>	<u>PUNCH</u>	<u>YEAR</u>														
		<u>1972-82</u>	<u>1982B</u>	<u>1983-87</u>	<u>1987B</u>	<u>1988-91</u>	<u>1993-98</u>	<u>2000</u>	<u>2002</u>	<u>2004</u>	<u>2006</u>	<u>2008</u>	<u>2010</u>	<u>2012</u>	<u>2014</u>	<u>ALL</u>
Not at all successful	1	0	0	0	0	0	22	0	0	0	0	0	0	0	0	22
Not very successful	2	0	0	0	0	0	112	0	0	0	0	0	0	0	0	112
Somewhat successful	3	0	0	0	0	0	479	0	0	0	0	0	0	0	0	479
Very successful	4	0	0	0	0	0	310	0	0	0	0	0	0	0	0	310
Completely successful	5	0	0	0	0	0	50	0	0	0	0	0	0	0	0	50
Don't know	8	0	0	0	0	0	11	0	0	0	0	0	0	0	0	11
No answer	9	0	0	0	0	0	10	0	0	0	0	0	0	0	0	10
Not applicable (Punches 4-8 in WRKSTAT)	IAP	13626	354	7542	353	5907	9340	2817	2765	2812	4510	2023	2044	1974	2538	58605

IF R HAS NEVER BEEN EMPLOYED, SKIP REFPROMO-NOHMEWRK.

562. In your [present/most recent] job, [have you ever done/did you ever do] any of the following because of your responsibilities to members of your family?

A. Refuse a job promotion?

[VAR: REFPROMO]

<u>RESPONSE</u>	<u>PUNCH</u>	<u>YEAR</u>														
		<u>1972-82</u>	<u>1982B</u>	<u>1983-87</u>	<u>1987B</u>	<u>1988-91</u>	<u>1993-98</u>	<u>2000</u>	<u>2002</u>	<u>2004</u>	<u>2006</u>	<u>2008</u>	<u>2010</u>	<u>2012</u>	<u>2014</u>	<u>ALL</u>
Yes	1	0	0	0	0	0	148	0	0	0	0	0	0	0	0	148
No	2	0	0	0	0	0	1192	0	0	0	0	0	0	0	0	1192
Don't know	8	0	0	0	0	0	1	0	0	0	0	0	0	0	0	1
No answer	9	0	0	0	0	0	119	0	0	0	0	0	0	0	0	119
Not applicable	IAP	13626	354	7542	353	5907	8874	2817	2765	2812	4510	2023	2044	1974	2538	58139

B. Take on additional paid work?

[VAR: REFMORWK]

<u>RESPONSE</u>	<u>PUNCH</u>	<u>YEAR</u>														
		<u>1972-82</u>	<u>1982B</u>	<u>1983-87</u>	<u>1987B</u>	<u>1988-91</u>	<u>1993-98</u>	<u>2000</u>	<u>2002</u>	<u>2004</u>	<u>2006</u>	<u>2008</u>	<u>2010</u>	<u>2012</u>	<u>2014</u>	<u>ALL</u>
Yes	1	0	0	0	0	0	518	0	0	0	0	0	0	0	0	518
No	2	0	0	0	0	0	824	0	0	0	0	0	0	0	0	824
Don't know	8	0	0	0	0	0	0	0	0	0	0	0	0	0	0	0
No answer	9	0	0	0	0	0	118	0	0	0	0	0	0	0	0	118
Not applicable	IAP	13626	354	7542	353	5907	8874	2817	2765	2812	4510	2023	2044	1974	2538	58139

C. Refuse to work overtime or extra hours?

[VAR: REFXHR]

<u>RESPONSE</u>	<u>PUNCH</u>	<u>YEAR</u>														
		<u>1972-82</u>	<u>1982B</u>	<u>1983-87</u>	<u>1987B</u>	<u>1988-91</u>	<u>1993-98</u>	<u>2000</u>	<u>2002</u>	<u>2004</u>	<u>2006</u>	<u>2008</u>	<u>2010</u>	<u>2012</u>	<u>2014</u>	<u>ALL</u>
Yes	1	0	0	0	0	0	302	0	0	0	0	0	0	0	0	302
No	2	0	0	0	0	0	1041	0	0	0	0	0	0	0	0	1041
Don't know	8	0	0	0	0	0	0	0	0	0	0	0	0	0	0	0
No answer	9	0	0	0	0	0	117	0	0	0	0	0	0	0	0	117
Not applicable	IAP	13626	354	7542	353	5907	8874	2817	2765	2812	4510	2023	2044	1974	2538	58139

D. Cut back on your work?

[VAR: WORKLESS]

<u>RESPONSE</u>	<u>PUNCH</u>	<u>YEAR</u>														
		<u>1972-82</u>	<u>1982B</u>	<u>1983-87</u>	<u>1987B</u>	<u>1988-91</u>	<u>1993-98</u>	<u>2000</u>	<u>2002</u>	<u>2004</u>	<u>2006</u>	<u>2008</u>	<u>2010</u>	<u>2012</u>	<u>2014</u>	<u>ALL</u>
Yes	1	0	0	0	0	0	311	0	0	0	0	0	0	0	0	311
No	2	0	0	0	0	0	1034	0	0	0	0	0	0	0	0	1034
Don't know	8	0	0	0	0	0	0	0	0	0	0	0	0	0	0	0
No answer	9	0	0	0	0	0	115	0	0	0	0	0	0	0	0	115
Not applicable	IAP	13626	354	7542	353	5907	8874	2817	2765	2812	4510	2023	2044	1974	2538	58139

REMARKS: No answer (punch 9) includes people who never worked.

563. In your [present/most recent] job, [have you ever done/did you ever do] any of the following because of your responsibilities to the job?

A. Miss a family occasion or holiday?

[VAR: NOATHOME]

<u>RESPONSE</u>	<u>PUNCH</u>	<u>YEAR</u>														
		<u>1972-82</u>	<u>1982B</u>	<u>1983-87</u>	<u>1987B</u>	<u>1988-91</u>	<u>1993-98</u>	<u>2000</u>	<u>2002</u>	<u>2004</u>	<u>2006</u>	<u>2008</u>	<u>2010</u>	<u>2012</u>	<u>2014</u>	<u>ALL</u>
Yes	1	0	0	0	0	0	673	0	0	0	0	0	0	0	0	673
No	2	0	0	0	0	0	678	0	0	0	0	0	0	0	0	678
Don't know	8	0	0	0	0	0	0	0	0	0	0	0	0	0	0	0
No answer	9	0	0	0	0	0	109	0	0	0	0	0	0	0	0	109
Not applicable	IAP	13626	354	7542	353	5907	8874	2817	2765	2812	4510	2023	2044	1974	2538	58139

B. Been unable to care for a sick child or relative?

[VAR: NONURSE]

<u>RESPONSE</u>	<u>PUNCH</u>	<u>YEAR</u>														
		<u>1972-82</u>	<u>1982B</u>	<u>1983-87</u>	<u>1987B</u>	<u>1988-91</u>	<u>1993-98</u>	<u>2000</u>	<u>2002</u>	<u>2004</u>	<u>2006</u>	<u>2008</u>	<u>2010</u>	<u>2012</u>	<u>2014</u>	<u>ALL</u>
Yes	1	0	0	0	0	0	233	0	0	0	0	0	0	0	0	233
No	2	0	0	0	0	0	1118	0	0	0	0	0	0	0	0	1118
Don't know	8	0	0	0	0	0	0	0	0	0	0	0	0	0	0	0
No answer	9	0	0	0	0	0	109	0	0	0	0	0	0	0	0	109
Not applicable	IAP	13626	354	7542	353	5907	8874	2817	2765	2812	4510	2023	2044	1974	2538	58139

C. Been unable to do the work you usually do around the house?

[VAR: NOHMEWRK]

<u>RESPONSE</u>	<u>PUNCH</u>	<u>YEAR</u>														
		<u>1972-82</u>	<u>1982B</u>	<u>1983-87</u>	<u>1987B</u>	<u>1988-91</u>	<u>1993-98</u>	<u>2000</u>	<u>2002</u>	<u>2004</u>	<u>2006</u>	<u>2008</u>	<u>2010</u>	<u>2012</u>	<u>2014</u>	<u>ALL</u>
Yes	1	0	0	0	0	0	632	0	0	0	0	0	0	0	0	632
No	2	0	0	0	0	0	719	0	0	0	0	0	0	0	0	719
Don't know	8	0	0	0	0	0	0	0	0	0	0	0	0	0	0	0
No answer	9	0	0	0	0	0	109	0	0	0	0	0	0	0	0	109
Not applicable	IAP	13626	354	7542	353	5907	8874	2817	2765	2812	4510	2023	2044	1974	2538	58139

IF FORM "X", ASK DISCAFFM
IF FORM "Y", GO TO DISCAFFW

564. A. What do you think the chances are these days that a man won't get a job or promotion while an equally or less qualified woman gets one instead? Is this very likely, somewhat likely, somewhat unlikely, or very unlikely these days?

[VAR: DISCAFFM]

<u>RESPONSE</u>	<u>PUNCH</u>	<u>YEAR</u>														
		<u>1972-82</u>	<u>1982B</u>	<u>1983-87</u>	<u>1987B</u>	<u>1988-91</u>	<u>1993-98</u>	<u>2000</u>	<u>2002</u>	<u>2004</u>	<u>2006</u>	<u>2008</u>	<u>2010</u>	<u>2012</u>	<u>2014</u>	<u>ALL</u>
Very likely	1	0	0	0	0	0	98	117	63	59	122	81	79	72	92	783
Somewhat likely	2	0	0	0	0	0	259	302	168	170	366	270	282	247	314	2378
Somewhat unlikely	3	0	0	0	0	0	194	270	123	138	322	192	244	216	262	1961
Very unlikely	4	0	0	0	0	0	103	156	74	70	164	87	102	104	133	993
Don't know	8	0	0	0	0	0	49	49	10	15	19	17	21	17	25	222
No answer	9	0	0	0	0	0	2	55	0	1	1	1	3	4	0	67
Not applicable (Form 2)	IAP	13626	354	7542	353	5907	9629	1868	2327	2359	3516	1375	1313	1314	1712	53195

B. What do you think the chances are these days that a woman won't get a job or promotion while an equally or less qualified man gets one instead? Is this very likely, somewhat likely, somewhat unlikely, or very unlikely these days?

[VAR: DISCAFFW]

<u>RESPONSE</u>	<u>PUNCH</u>	<u>YEAR</u>														
		<u>1972-82</u>	<u>1982B</u>	<u>1983-87</u>	<u>1987B</u>	<u>1988-91</u>	<u>1993-98</u>	<u>2000</u>	<u>2002</u>	<u>2004</u>	<u>2006</u>	<u>2008</u>	<u>2010</u>	<u>2012</u>	<u>2014</u>	<u>ALL</u>
Very likely	1	0	0	0	0	0	132	200	121	116	236	165	170	134	175	1449
Somewhat likely	2	0	0	0	0	0	363	357	234	218	440	323	312	294	413	2954
Somewhat unlikely	3	0	0	0	0	0	152	153	65	65	198	135	127	133	164	1192
Very unlikely	4	0	0	0	0	0	66	60	29	36	85	49	65	60	77	527
Don't know	8	0	0	0	0	0	31	29	21	17	39	9	25	21	19	211
No answer	9	0	0	0	0	0	11	129	0	1	0	0	0	0	1	142
Not applicable (Form 1)	IAP	13626	354	7542	353	5907	9579	1889	2295	2359	3512	1342	1345	1332	1689	53124

565. It is becoming more common for employers to offer ways for people to combine work and being a parent. For each of the following, please tell me whether or not you think that employers should offer these options to their workers.

A. Allow workers more flexible working hours, to handle family responsibilities.

[VAR: FLEXTIME]

RESPONSE	PUNCH	YEAR														
		<u>1972-82</u>	<u>1982B</u>	<u>1983-87</u>	<u>1987B</u>	<u>1988-91</u>	<u>1993-98</u>	<u>2000</u>	<u>2002</u>	<u>2004</u>	<u>2006</u>	<u>2008</u>	<u>2010</u>	<u>2012</u>	<u>2014</u>	<u>ALL</u>
Yes, employers should offer this option	1	0	0	0	0	0	1274	0	0	0	0	0	0	0	0	1274
No, employers should not offer this option	2	0	0	0	0	0	142	0	0	0	0	0	0	0	0	142
Don't know	8	0	0	0	0	0	41	0	0	0	0	0	0	0	0	41
No answer	9	0	0	0	0	0	3	0	0	0	0	0	0	0	0	3
Not applicable	IAP	13626	354	7542	353	5907	8874	2817	2765	2812	4510	2023	2044	1974	2538	58139

B. Offer paid time off to new parents.

[VAR: PARLEAVE]

RESPONSE	PUNCH	YEAR														
		<u>1972-82</u>	<u>1982B</u>	<u>1983-87</u>	<u>1987B</u>	<u>1988-91</u>	<u>1993-98</u>	<u>2000</u>	<u>2002</u>	<u>2004</u>	<u>2006</u>	<u>2008</u>	<u>2010</u>	<u>2012</u>	<u>2014</u>	<u>ALL</u>
Yes, employers should offer this option	1	0	0	0	0	0	1057	0	0	0	0	0	0	0	0	1057
No, employers should not offer this option	2	0	0	0	0	0	338	0	0	0	0	0	0	0	0	338
Don't know	8	0	0	0	0	0	60	0	0	0	0	0	0	0	0	60
No answer	9	0	0	0	0	0	5	0	0	0	0	0	0	0	0	5
Not applicable	IAP	13626	354	7542	353	5907	8874	2817	2765	2812	4510	2023	2044	1974	2538	58139

566. In many married couples, women take the main responsibility for the care of the home and children, while men take the main responsibility for supporting the family financially. Who benefits from this: men, women, children, everyone, or no one? PROBE: Anyone else? UNTIL R SAYS NO.

CODE ALL MENTIONS

A. Men

[VAR: MENBEN]

<u>RESPONSE</u>	<u>PUNCH</u>	<u>YEAR</u>														
		<u>1972-82</u>	<u>1982B</u>	<u>1983-87</u>	<u>1987B</u>	<u>1988-91</u>	<u>1993-98</u>	<u>2000</u>	<u>2002</u>	<u>2004</u>	<u>2006</u>	<u>2008</u>	<u>2010</u>	<u>2012</u>	<u>2014</u>	<u>ALL</u>
Yes	1	0	0	0	0	0	574	0	0	0	0	0	0	0	0	574
No	2	0	0	0	0	0	493	0	0	0	0	0	0	0	0	493
Don't know	8	0	0	0	0	0	76	0	0	0	0	0	0	0	0	76
No answer	9	0	0	0	0	0	317	0	0	0	0	0	0	0	0	317
Not applicable	IAP	13626	354	7542	353	5907	8874	2817	2765	2812	4510	2023	2044	1974	2538	58139

B. Women

[VAR: WOMENBEN]

<u>RESPONSE</u>	<u>PUNCH</u>	<u>YEAR</u>														
		<u>1972-82</u>	<u>1982B</u>	<u>1983-87</u>	<u>1987B</u>	<u>1988-91</u>	<u>1993-98</u>	<u>2000</u>	<u>2002</u>	<u>2004</u>	<u>2006</u>	<u>2008</u>	<u>2010</u>	<u>2012</u>	<u>2014</u>	<u>ALL</u>
Yes	1	0	0	0	0	0	476	0	0	0	0	0	0	0	0	476
No	2	0	0	0	0	0	573	0	0	0	0	0	0	0	0	573
Don't know	8	0	0	0	0	0	81	0	0	0	0	0	0	0	0	81
No answer	9	0	0	0	0	0	330	0	0	0	0	0	0	0	0	330
Not applicable	IAP	13626	354	7542	353	5907	8874	2817	2765	2812	4510	2023	2044	1974	2538	58139

C. Children

[VAR: CHLDBEN]

<u>RESPONSE</u>	<u>PUNCH</u>	<u>YEAR</u>														
		<u>1972-82</u>	<u>1982B</u>	<u>1983-87</u>	<u>1987B</u>	<u>1988-91</u>	<u>1993-98</u>	<u>2000</u>	<u>2002</u>	<u>2004</u>	<u>2006</u>	<u>2008</u>	<u>2010</u>	<u>2012</u>	<u>2014</u>	<u>ALL</u>
Yes	1	0	0	0	0	0	724	0	0	0	0	0	0	0	0	724
No	2	0	0	0	0	0	369	0	0	0	0	0	0	0	0	369
Don't know	8	0	0	0	0	0	67	0	0	0	0	0	0	0	0	67
No answer	9	0	0	0	0	0	300	0	0	0	0	0	0	0	0	300
Not applicable	IAP	13626	354	7542	353	5907	8874	2817	2765	2812	4510	2023	2044	1974	2538	58139

D. Everyone

[VAR: ALLBEN]

<u>RESPONSE</u>	<u>PUNCH</u>	<u>YEAR</u>														
		<u>1972-82</u>	<u>1982B</u>	<u>1983-87</u>	<u>1987B</u>	<u>1988-91</u>	<u>1993-98</u>	<u>2000</u>	<u>2002</u>	<u>2004</u>	<u>2006</u>	<u>2008</u>	<u>2010</u>	<u>2012</u>	<u>2014</u>	<u>ALL</u>
Yes	1	0	0	0	0	0	837	0	0	0	0	0	0	0	0	837
No	2	0	0	0	0	0	397	0	0	0	0	0	0	0	0	397
Don't know	8	0	0	0	0	0	77	0	0	0	0	0	0	0	0	77
No answer	9	0	0	0	0	0	149	0	0	0	0	0	0	0	0	149
Not applicable	IAP	13626	354	7542	353	5907	8874	2817	2765	2812	4510	2023	2044	1974	2538	58139

E. No one

[VAR: NOONEBEN]

<u>RESPONSE</u>	<u>PUNCH</u>	<u>YEAR</u>														
		<u>1972-82</u>	<u>1982B</u>	<u>1983-87</u>	<u>1987B</u>	<u>1988-91</u>	<u>1993-98</u>	<u>2000</u>	<u>2002</u>	<u>2004</u>	<u>2006</u>	<u>2008</u>	<u>2010</u>	<u>2012</u>	<u>2014</u>	<u>ALL</u>
Yes	1	0	0	0	0	0	149	0	0	0	0	0	0	0	0	149
No	2	0	0	0	0	0	853	0	0	0	0	0	0	0	0	853
Don't know	8	0	0	0	0	0	86	0	0	0	0	0	0	0	0	86
No answer	9	0	0	0	0	0	372	0	0	0	0	0	0	0	0	372
Not applicable	IAP	13626	354	7542	353	5907	8874	2817	2765	2812	4510	2023	2044	1974	2538	58139

567. Who is hurt by this arrangement: men, women, children, everyone, or no one? PROBE: Anyone else? UNTIL R SAYS NO.

CODE ALL MENTIONS

A. Men

[VAR: MENHRT]

<u>RESPONSE</u>	<u>PUNCH</u>	<u>YEAR</u>														
		<u>1972-82</u>	<u>1982B</u>	<u>1983-87</u>	<u>1987B</u>	<u>1988-91</u>	<u>1993-98</u>	<u>2000</u>	<u>2002</u>	<u>2004</u>	<u>2006</u>	<u>2008</u>	<u>2010</u>	<u>2012</u>	<u>2014</u>	<u>ALL</u>
Yes	1	0	0	0	0	0	207	0	0	0	0	0	0	0	0	207
No	2	0	0	0	0	0	803	0	0	0	0	0	0	0	0	803
Don't know	8	0	0	0	0	0	84	0	0	0	0	0	0	0	0	84
No answer	9	0	0	0	0	0	366	0	0	0	0	0	0	0	0	366
Not applicable	IAP	13626	354	7542	353	5907	8874	2817	2765	2812	4510	2023	2044	1974	2538	58139

B. Women

[VAR: WOMENHRT]

<u>RESPONSE</u>	<u>PUNCH</u>	<u>YEAR</u>														
		<u>1972-82</u>	<u>1982B</u>	<u>1983-87</u>	<u>1987B</u>	<u>1988-91</u>	<u>1993-98</u>	<u>2000</u>	<u>2002</u>	<u>2004</u>	<u>2006</u>	<u>2008</u>	<u>2010</u>	<u>2012</u>	<u>2014</u>	<u>ALL</u>
Yes	1	0	0	0	0	0	361	0	0	0	0	0	0	0	0	361
No	2	0	0	0	0	0	633	0	0	0	0	0	0	0	0	633
Don't know	8	0	0	0	0	0	89	0	0	0	0	0	0	0	0	89
No answer	9	0	0	0	0	0	377	0	0	0	0	0	0	0	0	377
Not applicable	IAP	13626	354	7542	353	5907	8874	2817	2765	2812	4510	2023	2044	1974	2538	58139

C. Children

[VAR: CHLDHRT]

<u>RESPONSE</u>	<u>PUNCH</u>	<u>YEAR</u>														
		<u>1972-82</u>	<u>1982B</u>	<u>1983-87</u>	<u>1987B</u>	<u>1988-91</u>	<u>1993-98</u>	<u>2000</u>	<u>2002</u>	<u>2004</u>	<u>2006</u>	<u>2008</u>	<u>2010</u>	<u>2012</u>	<u>2014</u>	<u>ALL</u>
Yes	1	0	0	0	0	0	197	0	0	0	0	0	0	0	0	197
No	2	0	0	0	0	0	780	0	0	0	0	0	0	0	0	780
Don't know	8	0	0	0	0	0	82	0	0	0	0	0	0	0	0	82
No answer	9	0	0	0	0	0	401	0	0	0	0	0	0	0	0	401
Not applicable	IAP	13626	354	7542	353	5907	8874	2817	2765	2812	4510	2023	2044	1974	2538	58139

D. Everyone

[VAR: ALLHRT]

<u>RESPONSE</u>	<u>PUNCH</u>	<u>YEAR</u>														
		<u>1972-82</u>	<u>1982B</u>	<u>1983-87</u>	<u>1987B</u>	<u>1988-91</u>	<u>1993-98</u>	<u>2000</u>	<u>2002</u>	<u>2004</u>	<u>2006</u>	<u>2008</u>	<u>2010</u>	<u>2012</u>	<u>2014</u>	<u>ALL</u>
Yes	1	0	0	0	0	0	172	0	0	0	0	0	0	0	0	172
No	2	0	0	0	0	0	798	0	0	0	0	0	0	0	0	798
Don't know	8	0	0	0	0	0	83	0	0	0	0	0	0	0	0	83
No answer	9	0	0	0	0	0	407	0	0	0	0	0	0	0	0	407
Not applicable	IAP	13626	354	7542	353	5907	8874	2817	2765	2812	4510	2023	2044	1974	2538	58139

E. No one

[VAR: NOONEHRT]

<u>RESPONSE</u>	<u>PUNCH</u>	<u>YEAR</u>														
		<u>1972-82</u>	<u>1982B</u>	<u>1983-87</u>	<u>1987B</u>	<u>1988-91</u>	<u>1993-98</u>	<u>2000</u>	<u>2002</u>	<u>2004</u>	<u>2006</u>	<u>2008</u>	<u>2010</u>	<u>2012</u>	<u>2014</u>	<u>ALL</u>
Yes	1	0	0	0	0	0	609	0	0	0	0	0	0	0	0	609
No	2	0	0	0	0	0	552	0	0	0	0	0	0	0	0	552
Don't know	8	0	0	0	0	0	95	0	0	0	0	0	0	0	0	95
No answer	9	0	0	0	0	0	204	0	0	0	0	0	0	0	0	204
Not applicable	IAP	13626	354	7542	353	5907	8874	2817	2765	2812	4510	2023	2044	1974	2538	58139

568. On average, women who are employed full time earn less than men earn. I'm going to read several reasons why this might be so. Please tell me how important you think each reason is: very important, important, somewhat important, or not at all important. For example,...

HAND CARD CN

A. Men work harder on the job than women do. How important do you think this reason is for explaining why women earn less?

[VAR: FELESS1]

<u>RESPONSE</u>	<u>PUNCH</u>	<u>YEAR</u>														
		<u>1972-82</u>	<u>1982B</u>	<u>1983-87</u>	<u>1987B</u>	<u>1988-91</u>	<u>1993-98</u>	<u>2000</u>	<u>2002</u>	<u>2004</u>	<u>2006</u>	<u>2008</u>	<u>2010</u>	<u>2012</u>	<u>2014</u>	<u>ALL</u>
Very important	1	0	0	0	0	0	125	0	0	0	0	0	0	0	0	125
Important	2	0	0	0	0	0	170	0	0	0	0	0	0	0	0	170
Somewhat important	3	0	0	0	0	0	200	0	0	0	0	0	0	0	0	200
Not at all important	4	0	0	0	0	0	902	0	0	0	0	0	0	0	0	902
Don't know	8	0	0	0	0	0	52	0	0	0	0	0	0	0	0	52
No answer	9	0	0	0	0	0	11	0	0	0	0	0	0	0	0	11
Not applicable	IAP	13626	354	7542	353	5907	8874	2817	2765	2812	4510	2023	2044	1974	2538	58139

- B. Women's family responsibilities keep them from putting as much time and effort into their jobs as men do.
How important do you think this reason is for explaining why women earn less?

[VAR: FELESS2]

<u>RESPONSE</u>	<u>PUNCH</u>	<u>YEAR</u>														
		<u>1972-82</u>	<u>1982B</u>	<u>1983-87</u>	<u>1987B</u>	<u>1988-91</u>	<u>1993-98</u>	<u>2000</u>	<u>2002</u>	<u>2004</u>	<u>2006</u>	<u>2008</u>	<u>2010</u>	<u>2012</u>	<u>2014</u>	<u>ALL</u>
Very important	1	0	0	0	0	0	231	0	0	0	0	0	0	0	0	231
Important	2	0	0	0	0	0	329	0	0	0	0	0	0	0	0	329
Somewhat important	3	0	0	0	0	0	411	0	0	0	0	0	0	0	0	411
Not at all important	4	0	0	0	0	0	425	0	0	0	0	0	0	0	0	425
Don't know	8	0	0	0	0	0	54	0	0	0	0	0	0	0	0	54
No answer	9	0	0	0	0	0	10	0	0	0	0	0	0	0	0	10
Not applicable	IAP	13626	354	7542	353	5907	8874	2817	2765	2812	4510	2023	2044	1974	2538	58139

- C. Employers tend to give men better paying jobs than they give women. How important do you think this reason is for explaining why women earn less?

[VAR: FELESS3]

<u>RESPONSE</u>	<u>PUNCH</u>	<u>YEAR</u>														
		<u>1972-82</u>	<u>1982B</u>	<u>1983-87</u>	<u>1987B</u>	<u>1988-91</u>	<u>1993-98</u>	<u>2000</u>	<u>2002</u>	<u>2004</u>	<u>2006</u>	<u>2008</u>	<u>2010</u>	<u>2012</u>	<u>2014</u>	<u>ALL</u>
Very important	1	0	0	0	0	0	442	0	0	0	0	0	0	0	0	442
Important	2	0	0	0	0	0	379	0	0	0	0	0	0	0	0	379
Somewhat important	3	0	0	0	0	0	298	0	0	0	0	0	0	0	0	298
Not at all important	4	0	0	0	0	0	270	0	0	0	0	0	0	0	0	270
Don't know	8	0	0	0	0	0	64	0	0	0	0	0	0	0	0	64
No answer	9	0	0	0	0	0	7	0	0	0	0	0	0	0	0	7
Not applicable	IAP	13626	354	7542	353	5907	8874	2817	2765	2812	4510	2023	2044	1974	2538	58139

REMARKS: Hand card CN contained responses 1-4.

569. Women are more likely than men to take care of children. I'm going to read several reasons why this might be so. Please tell me how important you think each reason is: very important, important, somewhat important, or not at all important. For example, ...

HAND CARD CO

- A. Women are biologically better-suited to care for children. How important do you think this reason is for explaining why women are more likely to take care of children?

[VAR: FEKIDS1]

<u>RESPONSE</u>	<u>PUNCH</u>	<u>YEAR</u>														
		<u>1972-82</u>	<u>1982B</u>	<u>1983-87</u>	<u>1987B</u>	<u>1988-91</u>	<u>1993-98</u>	<u>2000</u>	<u>2002</u>	<u>2004</u>	<u>2006</u>	<u>2008</u>	<u>2010</u>	<u>2012</u>	<u>2014</u>	<u>ALL</u>
Very important	1	0	0	0	0	0	480	0	0	0	0	0	0	0	0	480
Important	2	0	0	0	0	0	371	0	0	0	0	0	0	0	0	371
Somewhat important	3	0	0	0	0	0	325	0	0	0	0	0	0	0	0	325
Not at all important	4	0	0	0	0	0	258	0	0	0	0	0	0	0	0	258
Don't know	8	0	0	0	0	0	22	0	0	0	0	0	0	0	0	22
No answer	9	0	0	0	0	0	4	0	0	0	0	0	0	0	0	4
Not applicable	IAP	13626	354	7542	353	5907	8874	2817	2765	2812	4510	2023	2044	1974	2538	58139

- B. Women are taught from childhood how to care for children. How important do you think this reason is for explaining why women are more likely to take care of children?

[VAR: FEKIDS2]

<u>RESPONSE</u>	<u>PUNCH</u>	<u>YEAR</u>														
		<u>1972-82</u>	<u>1982B</u>	<u>1983-87</u>	<u>1987B</u>	<u>1988-91</u>	<u>1993-98</u>	<u>2000</u>	<u>2002</u>	<u>2004</u>	<u>2006</u>	<u>2008</u>	<u>2010</u>	<u>2012</u>	<u>2014</u>	<u>ALL</u>
Very important	1	0	0	0	0	0	463	0	0	0	0	0	0	0	0	463
Important	2	0	0	0	0	0	445	0	0	0	0	0	0	0	0	445
Somewhat important	3	0	0	0	0	0	319	0	0	0	0	0	0	0	0	319
Not at all important	4	0	0	0	0	0	213	0	0	0	0	0	0	0	0	213
Don't know	8	0	0	0	0	0	16	0	0	0	0	0	0	0	0	16
No answer	9	0	0	0	0	0	4	0	0	0	0	0	0	0	0	4
Not applicable	IAP	13626	354	7542	353	5907	8874	2817	2765	2812	4510	2023	2044	1974	2538	58139

- C. The way society is set up, women don't have much choice. How important do you think this reason is for explaining why women are more likely to take care of children?

[VAR: FEKIDS3]

<u>RESPONSE</u>	<u>PUNCH</u>	<u>YEAR</u>														
		<u>1972-82</u>	<u>1982B</u>	<u>1983-87</u>	<u>1987B</u>	<u>1988-91</u>	<u>1993-98</u>	<u>2000</u>	<u>2002</u>	<u>2004</u>	<u>2006</u>	<u>2008</u>	<u>2010</u>	<u>2012</u>	<u>2014</u>	<u>ALL</u>
Very important	1	0	0	0	0	0	303	0	0	0	0	0	0	0	0	303
Important	2	0	0	0	0	0	362	0	0	0	0	0	0	0	0	362
Somewhat important	3	0	0	0	0	0	402	0	0	0	0	0	0	0	0	402
Not at all important	4	0	0	0	0	0	348	0	0	0	0	0	0	0	0	348
Don't know	8	0	0	0	0	0	41	0	0	0	0	0	0	0	0	41
No answer	9	0	0	0	0	0	4	0	0	0	0	0	0	0	0	4
Not applicable	IAP	13626	354	7542	353	5907	8874	2817	2765	2812	4510	2023	2044	1974	2538	58139

- D. Men have more freedom to do other things. How important do you think this reason is for explaining why women are more likely to take care of children?

[VAR: FEKIDS4]

<u>RESPONSE</u>	<u>PUNCH</u>	<u>YEAR</u>														
		<u>1972-82</u>	<u>1982B</u>	<u>1983-87</u>	<u>1987B</u>	<u>1988-91</u>	<u>1993-98</u>	<u>2000</u>	<u>2002</u>	<u>2004</u>	<u>2006</u>	<u>2008</u>	<u>2010</u>	<u>2012</u>	<u>2014</u>	<u>ALL</u>
Very important	1	0	0	0	0	0	256	0	0	0	0	0	0	0	0	256
Important	2	0	0	0	0	0	349	0	0	0	0	0	0	0	0	349
Somewhat important	3	0	0	0	0	0	334	0	0	0	0	0	0	0	0	334
Not at all important	4	0	0	0	0	0	460	0	0	0	0	0	0	0	0	460
Don't know	8	0	0	0	0	0	54	0	0	0	0	0	0	0	0	54
No answer	9	0	0	0	0	0	7	0	0	0	0	0	0	0	0	7
Not applicable	IAP	13626	354	7542	353	5907	8874	2817	2765	2812	4510	2023	2044	1974	2538	58139

- E. It is God's will that women care for children. How important do you think this reason is for explaining why women are more likely to take care of children?

[VAR: FEKIDS5]

RESPONSE	PUNCH	YEAR														
		1972-82	1982B	1983-87	1987B	1988-91	1993-98	2000	2002	2004	2006	2008	2010	2012	2014	ALL
Very important	1	0	0	0	0	0	268	0	0	0	0	0	0	0	0	268
Important	2	0	0	0	0	0	221	0	0	0	0	0	0	0	0	221
Somewhat important	3	0	0	0	0	0	207	0	0	0	0	0	0	0	0	207
Not at all important	4	0	0	0	0	0	700	0	0	0	0	0	0	0	0	700
Don't know	8	0	0	0	0	0	54	0	0	0	0	0	0	0	0	54
No answer	9	0	0	0	0	0	10	0	0	0	0	0	0	0	0	10
Not applicable	IAP	13626	354	7542	353	5907	8874	2817	2765	2812	4510	2023	2044	1974	2538	58139

REMARKS: Hand card CO contained responses 1-4.

IF FORM "X", ASK MEBEAR

IF FORM "Y", ASK FEBEAR

570. If the wife in a family wants children, but the husband decides that he does not want any children, is it all right for the husband to refuse to have children.

[VAR: MEBEAR]

RESPONSE	PUNCH	YEAR														
		1972-82	1982B	1983-87	1987B	1988-91	1993-98	2000	2002	2004	2006	2008	2010	2012	2014	ALL
Yes	1	0	0	0	0	0	366	0	0	0	0	0	0	0	0	366
No	2	0	0	0	0	0	232	0	0	0	0	0	0	0	0	232
Don't know	8	0	0	0	0	0	106	0	0	0	0	0	0	0	0	106
No answer	9	0	0	0	0	0	1	0	0	0	0	0	0	0	0	1
Not applicable (Form 1)	IAP	13626	354	7542	353	5907	9629	2817	2765	2812	4510	2023	2044	1974	2538	58894

REMARKS: In 1996, this question was asked only on form 1. See FEBEAR.

571. Now I'm going to read several statements. As I read each one, please tell me whether you strongly agree, agree, neither agree nor disagree, disagree, or strongly disagree. For example, here is the statement:

Because of past discrimination, employers should make special efforts to hire and promote qualified women.

HAND CARD CP

[VAR: FEHIRE]

<u>RESPONSE</u>	<u>PUNCH</u>	<u>YEAR</u>														
		<u>1972-82</u>	<u>1982B</u>	<u>1983-87</u>	<u>1987B</u>	<u>1988-91</u>	<u>1993-98</u>	<u>2000</u>	<u>2002</u>	<u>2004</u>	<u>2006</u>	<u>2008</u>	<u>2010</u>	<u>2012</u>	<u>2014</u>	<u>ALL</u>
Strongly agree	1	0	0	0	0	0	248	155	99	65	181	120	127	102	156	1253
Agree	2	0	0	0	0	0	553	367	220	222	463	316	342	314	432	3229
Neither agree nor disagree	3	0	0	0	0	0	200	84	43	56	133	66	71	68	75	796
Disagree	4	0	0	0	0	0	340	160	87	90	183	153	126	132	157	1428
Strongly disagree	5	0	0	0	0	0	95	34	20	18	34	22	30	21	23	297
Don't know	8	0	0	0	0	0	22	14	1	1	4	3	2	4	4	55
No answer	9	0	0	0	0	0	2	114	0	1	0	1	1	1	2	122
Not applicable	IAP	13626	354	7542	353	5907	8874	1889	2295	2359	3512	1,342	1,345	1332	1689	52419

REMARKS: Hand card CP contained responses 1-5.
Asked on Form=2 only after 1996.

572. Do you think of yourself as a feminist or not?

[VAR: FEMINIST]

<u>RESPONSE</u>	<u>PUNCH</u>	<u>YEAR</u>														
		<u>1972-82</u>	<u>1982B</u>	<u>1983-87</u>	<u>1987B</u>	<u>1988-91</u>	<u>1993-98</u>	<u>2000</u>	<u>2002</u>	<u>2004</u>	<u>2006</u>	<u>2008</u>	<u>2010</u>	<u>2012</u>	<u>2014</u>	<u>ALL</u>
Yes, a feminist	1	0	0	0	0	0	298	0	0	0	0	0	0	0	0	298
No, not a feminist	2	0	0	0	0	0	1083	0	0	0	0	0	0	0	0	1083
Don't know	8	0	0	0	0	0	77	0	0	0	0	0	0	0	0	77
No answer	9	0	0	0	0	0	2	0	0	0	0	0	0	0	0	2
Not applicable	IAP	13626	354	7542	353	5907	8874	2817	2765	2812	4510	2023	2044	1974	2538	58139

573. When reading, watching, or listening to the news, how often do you pay attention to issues that especially affect women - very often, fairly often, not too often, or never?

[VAR: FENEWS]

<u>RESPONSE</u>	<u>PUNCH</u>	<u>YEAR</u>														
		<u>1972-82</u>	<u>1982B</u>	<u>1983-87</u>	<u>1987B</u>	<u>1988-91</u>	<u>1993-98</u>	<u>2000</u>	<u>2002</u>	<u>2004</u>	<u>2006</u>	<u>2008</u>	<u>2010</u>	<u>2012</u>	<u>2014</u>	<u>ALL</u>
Very often	1	0	0	0	0	0	325	0	0	0	0	0	0	0	0	325
Fairly often	2	0	0	0	0	0	601	0	0	0	0	0	0	0	0	601
Not too often	3	0	0	0	0	0	461	0	0	0	0	0	0	0	0	461
Never	4	0	0	0	0	0	66	0	0	0	0	0	0	0	0	66
Don't know	8	0	0	0	0	0	3	0	0	0	0	0	0	0	0	3
No answer	9	0	0	0	0	0	4	0	0	0	0	0	0	0	0	4
Not applicable	IAP	13626	354	7542	353	5907	8874	2817	2765	2812	4510	2023	2044	1974	2538	58139

574. We'd like your views on how the women's movement has affected certain groups. For each group I name, please tell me whether you think the women's movement has improved their lives, made their lives worse, or had no effect on their lives.

A. Full-time homemaker

[VAR: HMEMAKER]

<u>RESPONSE</u>	<u>PUNCH</u>	<u>YEAR</u>														
		<u>1972-82</u>	<u>1982B</u>	<u>1983-87</u>	<u>1987B</u>	<u>1988-91</u>	<u>1993-98</u>	<u>2000</u>	<u>2002</u>	<u>2004</u>	<u>2006</u>	<u>2008</u>	<u>2010</u>	<u>2012</u>	<u>2014</u>	<u>ALL</u>
Improved their lives	1	0	0	0	0	0	570	0	0	0	0	0	0	0	0	570
Made their lives worse	2	0	0	0	0	0	297	0	0	0	0	0	0	0	0	297
Had no effect on their lives	3	0	0	0	0	0	482	0	0	0	0	0	0	0	0	482
Don't know	8	0	0	0	0	0	107	0	0	0	0	0	0	0	0	107
No answer	9	0	0	0	0	0	4	0	0	0	0	0	0	0	0	4
Not applicable	IAP	13626	354	7542	353	5907	8874	2817	2765	2812	4510	2023	2044	1974	2538	58139

B. Women with working-class jobs

[VAR: WRKCLASS]

<u>RESPONSE</u>	<u>PUNCH</u>	<u>YEAR</u>														
		<u>1972-82</u>	<u>1982B</u>	<u>1983-87</u>	<u>1987B</u>	<u>1988-91</u>	<u>1993-98</u>	<u>2000</u>	<u>2002</u>	<u>2004</u>	<u>2006</u>	<u>2008</u>	<u>2010</u>	<u>2012</u>	<u>2014</u>	<u>ALL</u>
Improved their lives	1	0	0	0	0	0	1087	0	0	0	0	0	0	0	0	1087
Made their lives worse	2	0	0	0	0	0	82	0	0	0	0	0	0	0	0	82
Had no effect on their lives	3	0	0	0	0	0	194	0	0	0	0	0	0	0	0	194
Don't know	8	0	0	0	0	0	95	0	0	0	0	0	0	0	0	95
No answer	9	0	0	0	0	0	2	0	0	0	0	0	0	0	0	2
Not applicable	IAP	13626	354	7542	353	5907	8874	2817	2765	2812	4510	2023	2044	1974	2538	58139

C. Women with management or professional jobs

[VAR: MANPROF]

<u>RESPONSE</u>	<u>PUNCH</u>	<u>YEAR</u>														
		<u>1972-82</u>	<u>1982B</u>	<u>1983-87</u>	<u>1987B</u>	<u>1988-91</u>	<u>1993-98</u>	<u>2000</u>	<u>2002</u>	<u>2004</u>	<u>2006</u>	<u>2008</u>	<u>2010</u>	<u>2012</u>	<u>2014</u>	<u>ALL</u>
Improved their lives	1	0	0	0	0	0	1182	0	0	0	0	0	0	0	0	1182
Made their lives worse	2	0	0	0	0	0	63	0	0	0	0	0	0	0	0	63
Had no effect on their lives	3	0	0	0	0	0	113	0	0	0	0	0	0	0	0	113
Don't know	8	0	0	0	0	0	99	0	0	0	0	0	0	0	0	99
No answer	9	0	0	0	0	0	3	0	0	0	0	0	0	0	0	3
Not applicable	IAP	13626	354	7542	353	5907	8874	2817	2765	2812	4510	2023	2044	1974	2538	58139

D. Men

[VAR: MEN]

<u>RESPONSE</u>	<u>PUNCH</u>	<u>YEAR</u>														
		<u>1972-82</u>	<u>1982B</u>	<u>1983-87</u>	<u>1987B</u>	<u>1988-91</u>	<u>1993-98</u>	<u>2000</u>	<u>2002</u>	<u>2004</u>	<u>2006</u>	<u>2008</u>	<u>2010</u>	<u>2012</u>	<u>2014</u>	<u>ALL</u>
Improved their lives	1	0	0	0	0	0	427	0	0	0	0	0	0	0	0	427
Made their lives worse	2	0	0	0	0	0	431	0	0	0	0	0	0	0	0	431
Had no effect on their lives	3	0	0	0	0	0	485	0	0	0	0	0	0	0	0	485
Don't know	8	0	0	0	0	0	113	0	0	0	0	0	0	0	0	113
No answer	9	0	0	0	0	0	4	0	0	0	0	0	0	0	0	4
Not applicable	IAP	13626	354	7542	353	5907	8874	2817	2765	2812	4510	2023	2044	1974	2538	58139

E. Children

[VAR: CHILDREN]

<u>RESPONSE</u>	<u>PUNCH</u>	<u>YEAR</u>														
		<u>1972-82</u>	<u>1982B</u>	<u>1983-87</u>	<u>1987B</u>	<u>1988-91</u>	<u>1993-98</u>	<u>2000</u>	<u>2002</u>	<u>2004</u>	<u>2006</u>	<u>2008</u>	<u>2010</u>	<u>2012</u>	<u>2014</u>	<u>ALL</u>
Improved their lives	1	0	0	0	0	0	571	0	0	0	0	0	0	0	0	571
Made their lives worse	2	0	0	0	0	0	423	0	0	0	0	0	0	0	0	423
Had no effect on their lives	3	0	0	0	0	0	313	0	0	0	0	0	0	0	0	313
Don't know	8	0	0	0	0	0	151	0	0	0	0	0	0	0	0	151
No answer	9	0	0	0	0	0	2	0	0	0	0	0	0	0	0	2
Not applicable	IAP	13626	354	7542	353	5907	8874	2817	2765	2812	4510	2023	2044	1974	2538	58139

F. You, yourself

[VAR: YOURSELF]

<u>RESPONSE</u>	<u>PUNCH</u>	<u>YEAR</u>														
		<u>1972-82</u>	<u>1982B</u>	<u>1983-87</u>	<u>1987B</u>	<u>1988-91</u>	<u>1993-98</u>	<u>2000</u>	<u>2002</u>	<u>2004</u>	<u>2006</u>	<u>2008</u>	<u>2010</u>	<u>2012</u>	<u>2014</u>	<u>ALL</u>
Improved my life	1	0	0	0	0	0	546	0	0	0	0	0	0	0	0	546
Made my life worse	2	0	0	0	0	0	71	0	0	0	0	0	0	0	0	71
Had no effect on my life	3	0	0	0	0	0	790	0	0	0	0	0	0	0	0	790
Don't know	8	0	0	0	0	0	50	0	0	0	0	0	0	0	0	50
No answer	9	0	0	0	0	0	3	0	0	0	0	0	0	0	0	3
Not applicable	IAP	13626	354	7542	353	5907	8874	2817	2765	2812	4510	2023	2044	1974	2538	58139

**The 1996 Topical Module: Emotions
(SHAKEBLU-USUPSET)**

575. Now I'm going to read a list of different feelings that people sometimes have. After each one, I would like you to tell me on how many days you have felt this way during the past 7 days.

On how many days in the past 7 days have you... (SPECIFY NUMBER OF DAYS)

[IF RESPONDENT ASKS, SAY THAT FEELING THIS WAY AT ANY TIME DURING A DAY MAKES THAT DAY "COUNT."]

A. Felt that you couldn't shake the blues?

[VAR: SHAKEBLU]

<u>RESPONSE</u>	<u>PUNCH</u>	<u>YEAR</u>														
		<u>1972-82</u>	<u>1982B</u>	<u>1983-87</u>	<u>1987B</u>	<u>1988-91</u>	<u>1993-98</u>	<u>2000</u>	<u>2002</u>	<u>2004</u>	<u>2006</u>	<u>2008</u>	<u>2010</u>	<u>2012</u>	<u>2014</u>	<u>ALL</u>
0 days	0	0	0	0	0	0	791	0	0	0	0	0	0	0	0	791
1 day	1	0	0	0	0	0	230	0	0	0	0	0	0	0	0	230
2 days	2	0	0	0	0	0	160	0	0	0	0	0	0	0	0	160
3 days	3	0	0	0	0	0	105	0	0	0	0	0	0	0	0	105
4 days	4	0	0	0	0	0	46	0	0	0	0	0	0	0	0	46
5 days	5	0	0	0	0	0	37	0	0	0	0	0	0	0	0	37
6 days	6	0	0	0	0	0	9	0	0	0	0	0	0	0	0	9
7 days	7	0	0	0	0	0	66	0	0	0	0	0	0	0	0	66
Don't know	8	0	0	0	0	0	11	0	0	0	0	0	0	0	0	11
No answer	9	0	0	0	0	0	5	0	0	0	0	0	0	0	0	5
Not applicable	IAP	13626	354	7542	353	5907	8874	2817	2765	2812	4510	2023	2044	1974	2538	58139

B. Felt calm?

[VAR: CALM]

<u>RESPONSE</u>	<u>PUNCH</u>	<u>YEAR</u>														
		<u>1972-82</u>	<u>1982B</u>	<u>1983-87</u>	<u>1987B</u>	<u>1988-91</u>	<u>1993-98</u>	<u>2000</u>	<u>2002</u>	<u>2004</u>	<u>2006</u>	<u>2008</u>	<u>2010</u>	<u>2012</u>	<u>2014</u>	<u>ALL</u>
0 days	0	0	0	0	0	0	105	0	0	0	0	0	0	0	0	105
1 day	1	0	0	0	0	0	91	0	0	0	0	0	0	0	0	91
2 days	2	0	0	0	0	0	144	0	0	0	0	0	0	0	0	144
3 days	3	0	0	0	0	0	149	0	0	0	0	0	0	0	0	149
4 days	4	0	0	0	0	0	146	0	0	0	0	0	0	0	0	146
5 days	5	0	0	0	0	0	173	0	0	0	0	0	0	0	0	173
6 days	6	0	0	0	0	0	136	0	0	0	0	0	0	0	0	136
7 days	7	0	0	0	0	0	505	0	0	0	0	0	0	0	0	505
Don't know	8	0	0	0	0	0	8	0	0	0	0	0	0	0	0	8
No answer	9	0	0	0	0	0	3	0	0	0	0	0	0	0	0	3
Not applicable	IAP	13626	354	7542	353	5907	8874	2817	2765	2812	4510	2023	2044	1974	2538	58139

C. Felt outraged at something somebody had done?

[VAR: OUTRAGED]

<u>RESPONSE</u>	<u>PUNCH</u>	<u>YEAR</u>														
		<u>1972-82</u>	<u>1982B</u>	<u>1983-87</u>	<u>1987B</u>	<u>1988-91</u>	<u>1993-98</u>	<u>2000</u>	<u>2002</u>	<u>2004</u>	<u>2006</u>	<u>2008</u>	<u>2010</u>	<u>2012</u>	<u>2014</u>	<u>ALL</u>
0 days	0	0	0	0	0	0	551	0	0	0	0	0	0	0	0	551
1 day	1	0	0	0	0	0	409	0	0	0	0	0	0	0	0	409
2 days	2	0	0	0	0	0	187	0	0	0	0	0	0	0	0	187
3 days	3	0	0	0	0	0	105	0	0	0	0	0	0	0	0	105
4 days	4	0	0	0	0	0	54	0	0	0	0	0	0	0	0	54
5 days	5	0	0	0	0	0	55	0	0	0	0	0	0	0	0	55
6 days	6	0	0	0	0	0	20	0	0	0	0	0	0	0	0	20
7 days	7	0	0	0	0	0	67	0	0	0	0	0	0	0	0	67
Don't know	8	0	0	0	0	0	7	0	0	0	0	0	0	0	0	7
No answer	9	0	0	0	0	0	5	0	0	0	0	0	0	0	0	5
Not applicable	IAP	13626	354	7542	353	5907	8874	2817	2765	2812	4510	2023	2044	1974	2538	58139

D. Felt happy?

[VAR: HAPFEEL]

<u>RESPONSE</u>	<u>PUNCH</u>	<u>YEAR</u>														
		<u>1972-82</u>	<u>1982B</u>	<u>1983-87</u>	<u>1987B</u>	<u>1988-91</u>	<u>1993-98</u>	<u>2000</u>	<u>2002</u>	<u>2004</u>	<u>2006</u>	<u>2008</u>	<u>2010</u>	<u>2012</u>	<u>2014</u>	<u>ALL</u>
0 days	0	0	0	0	0	0	43	0	0	0	0	0	0	0	0	43
1 day	1	0	0	0	0	0	58	0	0	0	0	0	0	0	0	58
2 days	2	0	0	0	0	0	94	0	0	0	0	0	0	0	0	94
3 days	3	0	0	0	0	0	100	0	0	0	0	0	0	0	0	100
4 days	4	0	0	0	0	0	155	0	0	0	0	0	0	0	0	155
5 days	5	0	0	0	0	0	179	0	0	0	0	0	0	0	0	179
6 days	6	0	0	0	0	0	172	0	0	0	0	0	0	0	0	172
7 days	7	0	0	0	0	0	650	0	0	0	0	0	0	0	0	650
Don't know	8	0	0	0	0	0	5	0	0	0	0	0	0	0	0	5
No answer	9	0	0	0	0	0	4	0	0	0	0	0	0	0	0	4
Not applicable	IAP	13626	354	7542	353	5907	8874	2817	2765	2812	4510	2023	2044	1974	2538	58139

E. Felt sad?

[VAR: SAD]

<u>RESPONSE</u>	<u>PUNCH</u>	<u>YEAR</u>														
		<u>1972-82</u>	<u>1982B</u>	<u>1983-87</u>	<u>1987B</u>	<u>1988-91</u>	<u>1993-98</u>	<u>2000</u>	<u>2002</u>	<u>2004</u>	<u>2006</u>	<u>2008</u>	<u>2010</u>	<u>2012</u>	<u>2014</u>	<u>ALL</u>
0 days	0	0	0	0	0	0	522	0	0	0	0	0	0	0	0	522
1 day	1	0	0	0	0	0	353	0	0	0	0	0	0	0	0	353
2 days	2	0	0	0	0	0	235	0	0	0	0	0	0	0	0	235
3 days	3	0	0	0	0	0	128	0	0	0	0	0	0	0	0	128
4 days	4	0	0	0	0	0	62	0	0	0	0	0	0	0	0	62
5 days	5	0	0	0	0	0	49	0	0	0	0	0	0	0	0	49
6 days	6	0	0	0	0	0	23	0	0	0	0	0	0	0	0	23
7 days	7	0	0	0	0	0	77	0	0	0	0	0	0	0	0	77
Don't know	8	0	0	0	0	0	5	0	0	0	0	0	0	0	0	5
No answer	9	0	0	0	0	0	6	0	0	0	0	0	0	0	0	6
Not applicable	IAP	13626	354	7542	353	5907	8874	2817	2765	2812	4510	2023	2044	1974	2538	58139

F. Felt ashamed of something you'd done?

[VAR: ASHAMED]

<u>RESPONSE</u>	<u>PUNCH</u>	<u>YEAR</u>														
		<u>1972-82</u>	<u>1982B</u>	<u>1983-87</u>	<u>1987B</u>	<u>1988-91</u>	<u>1993-98</u>	<u>2000</u>	<u>2002</u>	<u>2004</u>	<u>2006</u>	<u>2008</u>	<u>2010</u>	<u>2012</u>	<u>2014</u>	<u>ALL</u>
0 days	0	0	0	0	0	0	1092	0	0	0	0	0	0	0	0	1092
1 day	1	0	0	0	0	0	223	0	0	0	0	0	0	0	0	223
2 days	2	0	0	0	0	0	66	0	0	0	0	0	0	0	0	66
3 days	3	0	0	0	0	0	26	0	0	0	0	0	0	0	0	26
4 days	4	0	0	0	0	0	11	0	0	0	0	0	0	0	0	11
5 days	5	0	0	0	0	0	9	0	0	0	0	0	0	0	0	9
6 days	6	0	0	0	0	0	2	0	0	0	0	0	0	0	0	2
7 days	7	0	0	0	0	0	21	0	0	0	0	0	0	0	0	21
Don't know	8	0	0	0	0	0	5	0	0	0	0	0	0	0	0	5
No answer	9	0	0	0	0	0	5	0	0	0	0	0	0	0	0	5
Not applicable	IAP	13626	354	7542	353	5907	8874	2817	2765	2812	4510	2023	2044	1974	2538	58139

G. Felt excited about or interested in something?

[VAR: EXCITED]

<u>RESPONSE</u>	<u>PUNCH</u>	<u>YEAR</u>														
		<u>1972-82</u>	<u>1982B</u>	<u>1983-87</u>	<u>1987B</u>	<u>1988-91</u>	<u>1993-98</u>	<u>2000</u>	<u>2002</u>	<u>2004</u>	<u>2006</u>	<u>2008</u>	<u>2010</u>	<u>2012</u>	<u>2014</u>	<u>ALL</u>
0 days	0	0	0	0	0	0	154	0	0	0	0	0	0	0	0	154
1 day	1	0	0	0	0	0	148	0	0	0	0	0	0	0	0	148
2 days	2	0	0	0	0	0	218	0	0	0	0	0	0	0	0	218
3 days	3	0	0	0	0	0	256	0	0	0	0	0	0	0	0	256
4 days	4	0	0	0	0	0	158	0	0	0	0	0	0	0	0	158
5 days	5	0	0	0	0	0	150	0	0	0	0	0	0	0	0	150
6 days	6	0	0	0	0	0	69	0	0	0	0	0	0	0	0	69
7 days	7	0	0	0	0	0	296	0	0	0	0	0	0	0	0	296
Don't know	8	0	0	0	0	0	7	0	0	0	0	0	0	0	0	7
No answer	9	0	0	0	0	0	4	0	0	0	0	0	0	0	0	4
Not applicable	IAP	13626	354	7542	353	5907	8874	2817	2765	2812	4510	2023	2044	1974	2538	58139

H. Felt lonely?

[VAR: LONELY]

<u>RESPONSE</u>	<u>PUNCH</u>	<u>YEAR</u>														
		<u>1972-82</u>	<u>1982B</u>	<u>1983-87</u>	<u>1987B</u>	<u>1988-91</u>	<u>1993-98</u>	<u>2000</u>	<u>2002</u>	<u>2004</u>	<u>2006</u>	<u>2008</u>	<u>2010</u>	<u>2012</u>	<u>2014</u>	<u>ALL</u>
0 days	0	0	0	0	0	0	783	0	0	0	0	0	0	0	0	783
1 day	1	0	0	0	0	0	202	0	0	0	0	0	0	0	0	202
2 days	2	0	0	0	0	0	124	0	0	0	0	0	0	0	0	124
3 days	3	0	0	0	0	0	95	0	0	0	0	0	0	0	0	95
4 days	4	0	0	0	0	0	60	0	0	0	0	0	0	0	0	60
5 days	5	0	0	0	0	0	43	0	0	0	0	0	0	0	0	43
6 days	6	0	0	0	0	0	21	0	0	0	0	0	0	0	0	21
7 days	7	0	0	0	0	0	122	0	0	0	0	0	0	0	0	122
Don't know	8	0	0	0	0	0	3	0	0	0	0	0	0	0	0	3
No answer	9	0	0	0	0	0	7	0	0	0	0	0	0	0	0	7
Not applicable	IAP	13626	354	7542	353	5907	8874	2817	2765	2812	4510	2023	2044	1974	2538	58139

I. Felt fearful about something that might happen to you?

[VAR: FEARFUL]

<u>RESPONSE</u>	<u>PUNCH</u>	<u>YEAR</u>														
		<u>1972-82</u>	<u>1982B</u>	<u>1983-87</u>	<u>1987B</u>	<u>1988-91</u>	<u>1993-98</u>	<u>2000</u>	<u>2002</u>	<u>2004</u>	<u>2006</u>	<u>2008</u>	<u>2010</u>	<u>2012</u>	<u>2014</u>	<u>ALL</u>
0 days	0	0	0	0	0	0	853	0	0	0	0	0	0	0	0	853
1 day	1	0	0	0	0	0	212	0	0	0	0	0	0	0	0	212
2 days	2	0	0	0	0	0	142	0	0	0	0	0	0	0	0	142
3 days	3	0	0	0	0	0	77	0	0	0	0	0	0	0	0	77
4 days	4	0	0	0	0	0	33	0	0	0	0	0	0	0	0	33
5 days	5	0	0	0	0	0	33	0	0	0	0	0	0	0	0	33
6 days	6	0	0	0	0	0	10	0	0	0	0	0	0	0	0	10
7 days	7	0	0	0	0	0	87	0	0	0	0	0	0	0	0	87
Don't know	8	0	0	0	0	0	9	0	0	0	0	0	0	0	0	9
No answer	9	0	0	0	0	0	4	0	0	0	0	0	0	0	0	4
Not applicable	IAP	13626	354	7542	353	5907	8874	2817	2765	2812	4510	2023	2044	1974	2538	58139

J. Felt overjoyed about something?

[VAR: OVRJOYED]

<u>RESPONSE</u>	<u>PUNCH</u>	<u>YEAR</u>														
		<u>1972-82</u>	<u>1982B</u>	<u>1983-87</u>	<u>1987B</u>	<u>1988-91</u>	<u>1993-98</u>	<u>2000</u>	<u>2002</u>	<u>2004</u>	<u>2006</u>	<u>2008</u>	<u>2010</u>	<u>2012</u>	<u>2014</u>	<u>ALL</u>
0 days	0	0	0	0	0	0	584	0	0	0	0	0	0	0	0	584
1 day	1	0	0	0	0	0	264	0	0	0	0	0	0	0	0	264
2 days	2	0	0	0	0	0	185	0	0	0	0	0	0	0	0	185
3 days	3	0	0	0	0	0	145	0	0	0	0	0	0	0	0	145
4 days	4	0	0	0	0	0	73	0	0	0	0	0	0	0	0	73
5 days	5	0	0	0	0	0	56	0	0	0	0	0	0	0	0	56
6 days	6	0	0	0	0	0	30	0	0	0	0	0	0	0	0	30
7 days	7	0	0	0	0	0	107	0	0	0	0	0	0	0	0	107
Don't know	8	0	0	0	0	0	12	0	0	0	0	0	0	0	0	12
No answer	9	0	0	0	0	0	4	0	0	0	0	0	0	0	0	4
Not applicable	IAP	13626	354	7542	353	5907	8874	2817	2765	2812	4510	2023	2044	1974	2538	58139

K. Worried a lot about little things?

[VAR: WORRIED]

<u>RESPONSE</u>	<u>PUNCH</u>	<u>YEAR</u>														
		<u>1972-82</u>	<u>1982B</u>	<u>1983-87</u>	<u>1987B</u>	<u>1988-91</u>	<u>1993-98</u>	<u>2000</u>	<u>2002</u>	<u>2004</u>	<u>2006</u>	<u>2008</u>	<u>2010</u>	<u>2012</u>	<u>2014</u>	<u>ALL</u>
0 days	0	0	0	0	0	0	449	0	0	0	0	0	0	0	0	449
1 day	1	0	0	0	0	0	189	0	0	0	0	0	0	0	0	189
2 days	2	0	0	0	0	0	157	0	0	0	0	0	0	0	0	157
3 days	3	0	0	0	0	0	141	0	0	0	0	0	0	0	0	141
4 days	4	0	0	0	0	0	76	0	0	0	0	0	0	0	0	76
5 days	5	0	0	0	0	0	76	0	0	0	0	0	0	0	0	76
6 days	6	0	0	0	0	0	55	0	0	0	0	0	0	0	0	55
7 days	7	0	0	0	0	0	307	0	0	0	0	0	0	0	0	307
Don't know	8	0	0	0	0	0	5	0	0	0	0	0	0	0	0	5
No answer	9	0	0	0	0	0	5	0	0	0	0	0	0	0	0	5
Not applicable	IAP	13626	354	7542	353	5907	8874	2817	2765	2812	4510	2023	2044	1974	2538	58139

L. Felt contented?

[VAR: CONTENTD]

<u>RESPONSE</u>	<u>PUNCH</u>	<u>YEAR</u>														
		<u>1972-82</u>	<u>1982B</u>	<u>1983-87</u>	<u>1987B</u>	<u>1988-91</u>	<u>1993-98</u>	<u>2000</u>	<u>2002</u>	<u>2004</u>	<u>2006</u>	<u>2008</u>	<u>2010</u>	<u>2012</u>	<u>2014</u>	<u>ALL</u>
0 days	0	0	0	0	0	0	154	0	0	0	0	0	0	0	0	154
1 day	1	0	0	0	0	0	86	0	0	0	0	0	0	0	0	86
2 days	2	0	0	0	0	0	103	0	0	0	0	0	0	0	0	103
3 days	3	0	0	0	0	0	126	0	0	0	0	0	0	0	0	126
4 days	4	0	0	0	0	0	136	0	0	0	0	0	0	0	0	136
5 days	5	0	0	0	0	0	176	0	0	0	0	0	0	0	0	176
6 days	6	0	0	0	0	0	143	0	0	0	0	0	0	0	0	143
7 days	7	0	0	0	0	0	514	0	0	0	0	0	0	0	0	514
Don't know	8	0	0	0	0	0	16	0	0	0	0	0	0	0	0	16
No answer	9	0	0	0	0	0	6	0	0	0	0	0	0	0	0	6
Not applicable	IAP	13626	354	7542	353	5907	8874	2817	2765	2812	4510	2023	2044	1974	2538	58139

M. Felt anxious and tense?

[VAR: ANXIOUS]

<u>RESPONSE</u>	<u>PUNCH</u>	<u>YEAR</u>														
		<u>1972-82</u>	<u>1982B</u>	<u>1983-87</u>	<u>1987B</u>	<u>1988-91</u>	<u>1993-98</u>	<u>2000</u>	<u>2002</u>	<u>2004</u>	<u>2006</u>	<u>2008</u>	<u>2010</u>	<u>2012</u>	<u>2014</u>	<u>ALL</u>
0 days	0	0	0	0	0	0	410	0	0	0	0	0	0	0	0	410
1 day	1	0	0	0	0	0	291	0	0	0	0	0	0	0	0	291
2 days	2	0	0	0	0	0	217	0	0	0	0	0	0	0	0	217
3 days	3	0	0	0	0	0	152	0	0	0	0	0	0	0	0	152
4 days	4	0	0	0	0	0	99	0	0	0	0	0	0	0	0	99
5 days	5	0	0	0	0	0	94	0	0	0	0	0	0	0	0	94
6 days	6	0	0	0	0	0	34	0	0	0	0	0	0	0	0	34
7 days	7	0	0	0	0	0	143	0	0	0	0	0	0	0	0	143
Don't know	8	0	0	0	0	0	11	0	0	0	0	0	0	0	0	11
No answer	9	0	0	0	0	0	9	0	0	0	0	0	0	0	0	9
Not applicable	IAP	13626	354	7542	353	5907	8874	2817	2765	2812	4510	2023	2044	1974	2538	58139

N. Felt so restless that you couldn't sit long in a chair?

[VAR: RESTLESS]

<u>RESPONSE</u>	<u>PUNCH</u>	<u>YEAR</u>														
		<u>1972-82</u>	<u>1982B</u>	<u>1983-87</u>	<u>1987B</u>	<u>1988-91</u>	<u>1993-98</u>	<u>2000</u>	<u>2002</u>	<u>2004</u>	<u>2006</u>	<u>2008</u>	<u>2010</u>	<u>2012</u>	<u>2014</u>	<u>ALL</u>
0 days	0	0	0	0	0	0	811	0	0	0	0	0	0	0	0	811
1 day	1	0	0	0	0	0	180	0	0	0	0	0	0	0	0	180
2 days	2	0	0	0	0	0	98	0	0	0	0	0	0	0	0	98
3 days	3	0	0	0	0	0	90	0	0	0	0	0	0	0	0	90
4 days	4	0	0	0	0	0	50	0	0	0	0	0	0	0	0	50
5 days	5	0	0	0	0	0	69	0	0	0	0	0	0	0	0	69
6 days	6	0	0	0	0	0	23	0	0	0	0	0	0	0	0	23
7 days	7	0	0	0	0	0	123	0	0	0	0	0	0	0	0	123
Don't know	8	0	0	0	0	0	6	0	0	0	0	0	0	0	0	6
No answer	9	0	0	0	0	0	10	0	0	0	0	0	0	0	0	10
Not applicable	IAP	13626	354	7542	353	5907	8874	2817	2765	2812	4510	2023	2044	1974	2538	58139

O. Felt mad at something or someone?

[VAR: MADAT]

<u>RESPONSE</u>	<u>PUNCH</u>	<u>YEAR</u>														
		<u>1972-82</u>	<u>1982B</u>	<u>1983-87</u>	<u>1987B</u>	<u>1988-91</u>	<u>1993-98</u>	<u>2000</u>	<u>2002</u>	<u>2004</u>	<u>2006</u>	<u>2008</u>	<u>2010</u>	<u>2012</u>	<u>2014</u>	<u>ALL</u>
0 days	0	0	0	0	0	0	494	0	0	0	0	0	0	0	0	494
1 day	1	0	0	0	0	0	393	0	0	0	0	0	0	0	0	393
2 days	2	0	0	0	0	0	221	0	0	0	0	0	0	0	0	221
3 days	3	0	0	0	0	0	111	0	0	0	0	0	0	0	0	111
4 days	4	0	0	0	0	0	73	0	0	0	0	0	0	0	0	73
5 days	5	0	0	0	0	0	59	0	0	0	0	0	0	0	0	59
6 days	6	0	0	0	0	0	24	0	0	0	0	0	0	0	0	24
7 days	7	0	0	0	0	0	74	0	0	0	0	0	0	0	0	74
Don't know	8	0	0	0	0	0	6	0	0	0	0	0	0	0	0	6
No answer	9	0	0	0	0	0	5	0	0	0	0	0	0	0	0	5
Not applicable	IAP	13626	354	7542	353	5907	8874	2817	2765	2812	4510	2023	2044	1974	2538	58139

P. Felt at ease?

[VAR: ATEASE]

<u>RESPONSE</u>	<u>PUNCH</u>	<u>YEAR</u>														
		<u>1972-82</u>	<u>1982B</u>	<u>1983-87</u>	<u>1987B</u>	<u>1988-91</u>	<u>1993-98</u>	<u>2000</u>	<u>2002</u>	<u>2004</u>	<u>2006</u>	<u>2008</u>	<u>2010</u>	<u>2012</u>	<u>2014</u>	<u>ALL</u>
0 days	0	0	0	0	0	0	113	0	0	0	0	0	0	0	0	113
1 day	1	0	0	0	0	0	100	0	0	0	0	0	0	0	0	100
2 days	2	0	0	0	0	0	119	0	0	0	0	0	0	0	0	119
3 days	3	0	0	0	0	0	158	0	0	0	0	0	0	0	0	158
4 days	4	0	0	0	0	0	145	0	0	0	0	0	0	0	0	145
5 days	5	0	0	0	0	0	160	0	0	0	0	0	0	0	0	160
6 days	6	0	0	0	0	0	159	0	0	0	0	0	0	0	0	159
7 days	7	0	0	0	0	0	489	0	0	0	0	0	0	0	0	489
Don't know	8	0	0	0	0	0	9	0	0	0	0	0	0	0	0	9
No answer	9	0	0	0	0	0	8	0	0	0	0	0	0	0	0	8
Not applicable	IAP	13626	354	7542	353	5907	8874	2817	2765	2812	4510	2023	2044	1974	2538	58139

Q. Felt angry at someone?

[VAR: ANGRY]

<u>RESPONSE</u>	<u>PUNCH</u>	<u>YEAR</u>														
		<u>1972-82</u>	<u>1982B</u>	<u>1983-87</u>	<u>1987B</u>	<u>1988-91</u>	<u>1993-98</u>	<u>2000</u>	<u>2002</u>	<u>2004</u>	<u>2006</u>	<u>2008</u>	<u>2010</u>	<u>2012</u>	<u>2014</u>	<u>ALL</u>
0 days	0	0	0	0	0	0	530	0	0	0	0	0	0	0	0	530
1 day	1	0	0	0	0	0	414	0	0	0	0	0	0	0	0	414
2 days	2	0	0	0	0	0	212	0	0	0	0	0	0	0	0	212
3 days	3	0	0	0	0	0	122	0	0	0	0	0	0	0	0	122
4 days	4	0	0	0	0	0	56	0	0	0	0	0	0	0	0	56
5 days	5	0	0	0	0	0	36	0	0	0	0	0	0	0	0	36
6 days	6	0	0	0	0	0	22	0	0	0	0	0	0	0	0	22
7 days	7	0	0	0	0	0	59	0	0	0	0	0	0	0	0	59
Don't know	8	0	0	0	0	0	4	0	0	0	0	0	0	0	0	4
No answer	9	0	0	0	0	0	5	0	0	0	0	0	0	0	0	5
Not applicable	IAP	13626	354	7542	353	5907	8874	2817	2765	2812	4510	2023	2044	1974	2538	58139

R. Felt embarrassed about something?

[VAR: EMBARRSS]

<u>RESPONSE</u>	<u>PUNCH</u>	<u>YEAR</u>														
		<u>1972-82</u>	<u>1982B</u>	<u>1983-87</u>	<u>1987B</u>	<u>1988-91</u>	<u>1993-98</u>	<u>2000</u>	<u>2002</u>	<u>2004</u>	<u>2006</u>	<u>2008</u>	<u>2010</u>	<u>2012</u>	<u>2014</u>	<u>ALL</u>
0 days	0	0	0	0	0	0	986	0	0	0	0	0	0	0	0	986
1 day	1	0	0	0	0	0	279	0	0	0	0	0	0	0	0	279
2 days	2	0	0	0	0	0	108	0	0	0	0	0	0	0	0	108
3 days	3	0	0	0	0	0	31	0	0	0	0	0	0	0	0	31
4 days	4	0	0	0	0	0	9	0	0	0	0	0	0	0	0	9
5 days	5	0	0	0	0	0	8	0	0	0	0	0	0	0	0	8
6 days	6	0	0	0	0	0	6	0	0	0	0	0	0	0	0	6
7 days	7	0	0	0	0	0	23	0	0	0	0	0	0	0	0	23
Don't know	8	0	0	0	0	0	3	0	0	0	0	0	0	0	0	3
No answer	9	0	0	0	0	0	7	0	0	0	0	0	0	0	0	7
Not applicable	IAP	13626	354	7542	353	5907	8874	2817	2765	2812	4510	2023	2044	1974	2538	58139

S. Felt proud of something you'd done?

[VAR: PROUD]

<u>RESPONSE</u>	<u>PUNCH</u>	<u>YEAR</u>														
		<u>1972-82</u>	<u>1982B</u>	<u>1983-87</u>	<u>1987B</u>	<u>1988-91</u>	<u>1993-98</u>	<u>2000</u>	<u>2002</u>	<u>2004</u>	<u>2006</u>	<u>2008</u>	<u>2010</u>	<u>2012</u>	<u>2014</u>	<u>ALL</u>
0 days	0	0	0	0	0	0	243	0	0	0	0	0	0	0	0	243
1 day	1	0	0	0	0	0	230	0	0	0	0	0	0	0	0	230
2 days	2	0	0	0	0	0	230	0	0	0	0	0	0	0	0	230
3 days	3	0	0	0	0	0	224	0	0	0	0	0	0	0	0	224
4 days	4	0	0	0	0	0	136	0	0	0	0	0	0	0	0	136
5 days	5	0	0	0	0	0	107	0	0	0	0	0	0	0	0	107
6 days	6	0	0	0	0	0	39	0	0	0	0	0	0	0	0	39
7 days	7	0	0	0	0	0	233	0	0	0	0	0	0	0	0	233
Don't know	8	0	0	0	0	0	13	0	0	0	0	0	0	0	0	13
No answer	9	0	0	0	0	0	5	0	0	0	0	0	0	0	0	5
Not applicable	IAP	13626	354	7542	353	5907	8874	2817	2765	2812	4510	2023	2044	1974	2538	58139

576. The following are some statements that people have made. For each one, please tell me if you strongly agree, agree, disagree, or strongly disagree with the statement. (NOTE: INTERVIEWERS SHOULD CODE "neither agree or disagree/it depends" ONLY WHEN VOLUNTEERED.)

HAND CARD CQ

- A. There's no sense planning a lot -- if something good is going to happen, it will.

[VAR: NOPLAN]

RESPONSE	PUNCH	YEAR														
		1972-82	1982B	1983-87	1987B	1988-91	1993-98	2000	2002	2004	2006	2008	2010	2012	2014	ALL
Strongly agree	1	0	0	0	0	0	156	0	0	0	0	0	0	0	0	156
Agree	2	0	0	0	0	0	467	0	0	0	0	0	0	0	0	467
Neither agree or disagree/ it depends	3	0	0	0	0	0	113	0	0	0	0	0	0	0	0	113
Disagree	4	0	0	0	0	0	549	0	0	0	0	0	0	0	0	549
Strongly disagree	5	0	0	0	0	0	165	0	0	0	0	0	0	0	0	165
Don't know	8	0	0	0	0	0	7	0	0	0	0	0	0	0	0	7
No answer	9	0	0	0	0	0	3	0	0	0	0	0	0	0	0	3
Not applicable	IAP	13626	354	7542	353	5907	8874	2817	2765	2812	4510	2023	2044	1974	2538	58139

- B. Most of my problems are due to bad breaks.

[VAR: BADBRKS]

RESPONSE	PUNCH	YEAR														
		1972-82	1982B	1983-87	1987B	1988-91	1993-98	2000	2002	2004	2006	2008	2010	2012	2014	ALL
Strongly agree	1	0	0	0	0	0	43	0	0	0	0	0	0	0	0	43
Agree	2	0	0	0	0	0	210	0	0	0	0	0	0	0	0	210
Neither agree or disagree/ it depends	3	0	0	0	0	0	134	0	0	0	0	0	0	0	0	134
Disagree	4	0	0	0	0	0	782	0	0	0	0	0	0	0	0	782
Strongly disagree	5	0	0	0	0	0	277	0	0	0	0	0	0	0	0	277
Don't know	8	0	0	0	0	0	11	0	0	0	0	0	0	0	0	11
No answer	9	0	0	0	0	0	3	0	0	0	0	0	0	0	0	3
Not applicable	IAP	13626	354	7542	353	5907	8874	2817	2765	2812	4510	2023	2044	1974	2538	58139

C. The really good things that happen to me are mostly luck.

[VAR: MOSTLUCK]

<u>RESPONSE</u>	<u>PUNCH</u>	<u>YEAR</u>														
		<u>1972-82</u>	<u>1982B</u>	<u>1983-87</u>	<u>1987B</u>	<u>1988-91</u>	<u>1993-98</u>	<u>2000</u>	<u>2002</u>	<u>2004</u>	<u>2006</u>	<u>2008</u>	<u>2010</u>	<u>2012</u>	<u>2014</u>	<u>ALL</u>
Strongly agree	1	0	0	0	0	0	40	0	0	0	0	0	0	0	0	40
Agree	2	0	0	0	0	0	194	0	0	0	0	0	0	0	0	194
Neither agree or disagree/ it depends	3	0	0	0	0	0	113	0	0	0	0	0	0	0	0	113
Disagree	4	0	0	0	0	0	857	0	0	0	0	0	0	0	0	857
Strongly disagree	5	0	0	0	0	0	245	0	0	0	0	0	0	0	0	245
Don't know	8	0	0	0	0	0	8	0	0	0	0	0	0	0	0	8
No answer	9	0	0	0	0	0	3	0	0	0	0	0	0	0	0	3
Not applicable	IAP	13626	354	7542	353	5907	8874	2817	2765	2812	4510	2023	2044	1974	2538	58139

D. I have little control over the bad things that happen to me.

[VAR: LITCNTRL]

<u>RESPONSE</u>	<u>PUNCH</u>	<u>YEAR</u>														
		<u>1972-82</u>	<u>1982B</u>	<u>1983-87</u>	<u>1987B</u>	<u>1988-91</u>	<u>1993-98</u>	<u>2000</u>	<u>2002</u>	<u>2004</u>	<u>2006</u>	<u>2008</u>	<u>2010</u>	<u>2012</u>	<u>2014</u>	<u>ALL</u>
Strongly agree	1	0	0	0	0	0	69	0	0	0	0	0	0	0	0	69
Agree	2	0	0	0	0	0	362	0	0	0	0	0	0	0	0	362
Neither agree or disagree/ it depends	3	0	0	0	0	0	120	0	0	0	0	0	0	0	0	120
Disagree	4	0	0	0	0	0	713	0	0	0	0	0	0	0	0	713
Strongly disagree	5	0	0	0	0	0	177	0	0	0	0	0	0	0	0	177
Don't know	8	0	0	0	0	0	12	0	0	0	0	0	0	0	0	12
No answer	9	0	0	0	0	0	7	0	0	0	0	0	0	0	0	7
Not applicable	IAP	13626	354	7542	353	5907	8874	2817	2765	2812	4510	2023	2044	1974	2538	58139

E. When I'm angry I let people know.

[VAR: SHOWANGR]

<u>RESPONSE</u>	<u>PUNCH</u>	<u>YEAR</u>														
		<u>1972-82</u>	<u>1982B</u>	<u>1983-87</u>	<u>1987B</u>	<u>1988-91</u>	<u>1993-98</u>	<u>2000</u>	<u>2002</u>	<u>2004</u>	<u>2006</u>	<u>2008</u>	<u>2010</u>	<u>2012</u>	<u>2014</u>	<u>ALL</u>
Strongly agree	1	0	0	0	0	0	238	0	0	0	0	0	0	0	238	
Agree	2	0	0	0	0	0	651	0	0	0	0	0	0	0	651	
Neither agree or disagree/ it depends	3	0	0	0	0	0	135	0	0	0	0	0	0	0	135	
Disagree	4	0	0	0	0	0	355	0	0	0	0	0	0	0	355	
Strongly disagree	5	0	0	0	0	0	71	0	0	0	0	0	0	0	71	
Don't know	8	0	0	0	0	0	6	0	0	0	0	0	0	0	6	
No answer	9	0	0	0	0	0	4	0	0	0	0	0	0	0	4	
Not applicable	IAP	13626	354	7542	353	5907	8874	2817	2765	2812	4510	2023	2044	1974	2538	58139

**IF FORM "Y", ASK SHOWFEEL - NOTWORRY
IF FORM "X", GO TO ANGRYWRK**

F. I'm not afraid to let people know my feelings.

[VAR: SHOWFEEL]

<u>RESPONSE</u>	<u>PUNCH</u>	<u>YEAR</u>														
		<u>1972-82</u>	<u>1982B</u>	<u>1983-87</u>	<u>1987B</u>	<u>1988-91</u>	<u>1993-98</u>	<u>2000</u>	<u>2002</u>	<u>2004</u>	<u>2006</u>	<u>2008</u>	<u>2010</u>	<u>2012</u>	<u>2014</u>	<u>ALL</u>
Strongly agree	1	0	0	0	0	0	144	0	0	0	0	0	0	0	144	
Agree	2	0	0	0	0	0	357	0	0	0	0	0	0	0	357	
Neither agree or disagree/ it depends	3	0	0	0	0	0	90	0	0	0	0	0	0	0	90	
Disagree	4	0	0	0	0	0	122	0	0	0	0	0	0	0	122	
Strongly disagree	5	0	0	0	0	0	31	0	0	0	0	0	0	0	31	
Don't know	8	0	0	0	0	0	1	0	0	0	0	0	0	0	1	
No answer	9	0	0	0	0	0	10	0	0	0	0	0	0	0	10	
Not applicable (Form 1)	IAP	13626	354	7542	353	5907	9579	2817	2765	2812	4510	2023	2044	1974	2538	58844

G. I keep my emotions to myself.

[VAR: NOEMOTE]

<u>RESPONSE</u>	<u>PUNCH</u>	<u>YEAR</u>														
		<u>1972-82</u>	<u>1982B</u>	<u>1983-87</u>	<u>1987B</u>	<u>1988-91</u>	<u>1993-98</u>	<u>2000</u>	<u>2002</u>	<u>2004</u>	<u>2006</u>	<u>2008</u>	<u>2010</u>	<u>2012</u>	<u>2014</u>	<u>ALL</u>
Strongly agree	1	0	0	0	0	0	56	0	0	0	0	0	0	0	0	56
Agree	2	0	0	0	0	0	260	0	0	0	0	0	0	0	0	260
Neither agree or disagree/ it depends	3	0	0	0	0	0	73	0	0	0	0	0	0	0	0	73
Disagree	4	0	0	0	0	0	282	0	0	0	0	0	0	0	0	282
Strongly disagree	5	0	0	0	0	0	70	0	0	0	0	0	0	0	0	70
Don't know	8	0	0	0	0	0	5	0	0	0	0	0	0	0	0	5
No answer	9	0	0	0	0	0	9	0	0	0	0	0	0	0	0	9
Not applicable (Form 1)	IAP	13626	354	7542	353	5907	9579	2817	2765	2812	4510	2023	2044	1974	2538	58844

H. I often don't tell my friends something that I think will upset them.

[VAR: NOTUPSET]

<u>RESPONSE</u>	<u>PUNCH</u>	<u>YEAR</u>														
		<u>1972-82</u>	<u>1982B</u>	<u>1983-87</u>	<u>1987B</u>	<u>1988-91</u>	<u>1993-98</u>	<u>2000</u>	<u>2002</u>	<u>2004</u>	<u>2006</u>	<u>2008</u>	<u>2010</u>	<u>2012</u>	<u>2014</u>	<u>ALL</u>
Strongly agree	1	0	0	0	0	0	62	0	0	0	0	0	0	0	0	62
Agree	2	0	0	0	0	0	409	0	0	0	0	0	0	0	0	409
Neither agree or disagree/ it depends	3	0	0	0	0	0	70	0	0	0	0	0	0	0	0	70
Disagree	4	0	0	0	0	0	186	0	0	0	0	0	0	0	0	186
Strongly disagree	5	0	0	0	0	0	22	0	0	0	0	0	0	0	0	22
Don't know	8	0	0	0	0	0	3	0	0	0	0	0	0	0	0	3
No answer	9	0	0	0	0	0	3	0	0	0	0	0	0	0	0	3
Not applicable (Form 1)	IAP	13626	354	7542	353	5907	9579	2817	2765	2812	4510	2023	2044	1974	2538	58844

I. I try to be pleasant so that others won't get upset.

[VAR: BEPLESNT]

<u>RESPONSE</u>	<u>PUNCH</u>	<u>YEAR</u>														
		<u>1972-82</u>	<u>1982B</u>	<u>1983-87</u>	<u>1987B</u>	<u>1988-91</u>	<u>1993-98</u>	<u>2000</u>	<u>2002</u>	<u>2004</u>	<u>2006</u>	<u>2008</u>	<u>2010</u>	<u>2012</u>	<u>2014</u>	<u>ALL</u>
Strongly agree	1	0	0	0	0	0	100	0	0	0	0	0	0	0	0	100
Agree	2	0	0	0	0	0	504	0	0	0	0	0	0	0	0	504
Neither agree or disagree/ it depends	3	0	0	0	0	0	54	0	0	0	0	0	0	0	0	54
Disagree	4	0	0	0	0	0	85	0	0	0	0	0	0	0	0	85
Strongly disagree	5	0	0	0	0	0	6	0	0	0	0	0	0	0	0	6
Don't know	8	0	0	0	0	0	2	0	0	0	0	0	0	0	0	2
No answer	9	0	0	0	0	0	4	0	0	0	0	0	0	0	0	4
Not applicable (Form 1)	IAP	13626	354	7542	353	5907	9579	2817	2765	2812	4510	2023	2044	1974	2538	58844

J. When I'm anxious, I try not to worry anyone else.

[VAR: NOTWORRY]

<u>RESPONSE</u>	<u>PUNCH</u>	<u>YEAR</u>														
		<u>1972-82</u>	<u>1982B</u>	<u>1983-87</u>	<u>1987B</u>	<u>1988-91</u>	<u>1993-98</u>	<u>2000</u>	<u>2002</u>	<u>2004</u>	<u>2006</u>	<u>2008</u>	<u>2010</u>	<u>2012</u>	<u>2014</u>	<u>ALL</u>
Strongly agree	1	0	0	0	0	0	75	0	0	0	0	0	0	0	0	75
Agree	2	0	0	0	0	0	484	0	0	0	0	0	0	0	0	484
Neither agree or disagree/ it depends	3	0	0	0	0	0	67	0	0	0	0	0	0	0	0	67
Disagree	4	0	0	0	0	0	114	0	0	0	0	0	0	0	0	114
Strongly disagree	5	0	0	0	0	0	11	0	0	0	0	0	0	0	0	11
Don't know	8	0	0	0	0	0	0	0	0	0	0	0	0	0	0	0
No answer	9	0	0	0	0	0	4	0	0	0	0	0	0	0	0	4
Not applicable (Form 1)	IAP	13626	354	7542	353	5907	9579	2817	2765	2812	4510	2023	2044	1974	2538	58844

REMARK: Hand card CQ contained responses 1-2, 4-5.

577. Within the past month, think about the last time you felt really angry, irritated or annoyed. Could you describe in a couple of sentences what made you feel that way -- what the situation was? (INTERVIEWER: IF RESPONDENT CANNOT RECOVER AN EVENT, PROBE WITH "You haven't felt irritated or annoyed in the past month?")

A. Involved work

[VAR: ANGRYWRK]

RESPONSE	PUNCH	YEAR														
		<u>1972-82</u>	<u>1982B</u>	<u>1983-87</u>	<u>1987B</u>	<u>1988-91</u>	<u>1993-98</u>	<u>2000</u>	<u>2002</u>	<u>2004</u>	<u>2006</u>	<u>2008</u>	<u>2010</u>	<u>2012</u>	<u>2014</u>	<u>ALL</u>
Yes	1	0	0	0	0	0	380	0	0	0	0	0	0	0	0	380
No	2	0	0	0	0	0	622	0	0	0	0	0	0	0	0	622
Don't know	8	0	0	0	0	0	123	0	0	0	0	0	0	0	0	123
No answer	9	0	0	0	0	0	0	0	0	0	0	0	0	0	0	0
Not applicable	IAP	13626	354	7542	353	5907	9209	2817	2765	2812	4510	2023	2044	1974	2538	58474

B. Involved Family

[VAR: ANGRYFAM]

RESPONSE	PUNCH	YEAR														
		<u>1972-82</u>	<u>1982B</u>	<u>1983-87</u>	<u>1987B</u>	<u>1988-91</u>	<u>1993-98</u>	<u>2000</u>	<u>2002</u>	<u>2004</u>	<u>2006</u>	<u>2008</u>	<u>2010</u>	<u>2012</u>	<u>2014</u>	<u>ALL</u>
Yes	1	0	0	0	0	0	318	0	0	0	0	0	0	0	0	318
No	2	0	0	0	0	0	713	0	0	0	0	0	0	0	0	713
Don't know	8	0	0	0	0	0	94	0	0	0	0	0	0	0	0	94
No answer	9	0	0	0	0	0	0	0	0	0	0	0	0	0	0	0
Not applicable	IAP	13626	354	7542	353	5907	9209	2817	2765	2812	4510	2023	2044	1974	2538	58474

C. Involved Government, Government officials

[VAR: ANGRYGVGT]

RESPONSE	PUNCH	YEAR														
		<u>1972-82</u>	<u>1982B</u>	<u>1983-87</u>	<u>1987B</u>	<u>1988-91</u>	<u>1993-98</u>	<u>2000</u>	<u>2002</u>	<u>2004</u>	<u>2006</u>	<u>2008</u>	<u>2010</u>	<u>2012</u>	<u>2014</u>	<u>ALL</u>
Yes	1	0	0	0	0	0	100	0	0	0	0	0	0	0	0	100
No	2	0	0	0	0	0	1001	0	0	0	0	0	0	0	0	1001
Don't know	8	0	0	0	0	0	24	0	0	0	0	0	0	0	0	24
No answer	9	0	0	0	0	0	0	0	0	0	0	0	0	0	0	0
Not applicable	IAP	13626	354	7542	353	5907	9209	2817	2765	2812	4510	2023	2044	1974	2538	58474

[VAR: ANGRYWHY] (CONTINUED)

<u>RESPONSE</u>	<u>PUNCH</u>	<u>YEAR</u>														
		<u>1972-82</u>	<u>1982B</u>	<u>1983-87</u>	<u>1987B</u>	<u>1988-91</u>	<u>1993-98</u>	<u>2000</u>	<u>2002</u>	<u>2004</u>	<u>2006</u>	<u>2008</u>	<u>2010</u>	<u>2012</u>	<u>2014</u>	<u>ALL</u>
56	56	0	0	0	0	0	3	0	0	0	0	0	0	0	0	3
57	57	0	0	0	0	0	1	0	0	0	0	0	0	0	0	1
58	58	0	0	0	0	0	1	0	0	0	0	0	0	0	0	1
59	59	0	0	0	0	0	2	0	0	0	0	0	0	0	0	2
60	60	0	0	0	0	0	0	0	0	0	0	0	0	0	0	0
90	90	0	0	0	0	0	53	0	0	0	0	0	0	0	0	53
Don't know	98	0	0	0	0	0	0	0	0	0	0	0	0	0	0	0
No answer	99	0	0	0	0	0	0	0	0	0	0	0	0	0	0	0
Not applicable	IAP	13626	354	7542	353	5907	9209	2817	2765	2812	4510	2023	2044	1974	2538	58474

Angry at Self:

1. Angry at self because of something he/she did
2. Angry at self -- other (not an action, but a characteristic, trait, or other negative state)

Angry at Another Person for What They Did to You:

3. Person kept you from doing what you wanted to do
4. Person inconsiderate, thoughtless; failing to take you into account (mostly minor), taking you for granted
5. Person critical, insulting, or disrespectful (must be some direct and overt action)
6. Person did something inherently bad to you (what is done is innately wrong - lied, cheated, etc.)
7. Person demanded too much of you
8. Person failed to do something they were supposed to do
9. Other
10. Person's ideas, beliefs, mannerisms, choices, or personal traits/characteristics, though no overt or specific action towards R, cause anger (this anger must be directed at particular people, not, for example, at a broad ethnic or religious group)

Angry at Another Person for What They Did to Someone/Group You Cared About:

13. Person kept other(s) from doing what they wanted to do
14. Person inconsiderate, thoughtless; failing to take other(s) into account (mostly minor), taking others for granted
15. Person critical, insulting, or disrespectful (must be some direct and overt action)
16. Person did something inherently bad to other(s) (what is done is innately wrong - lied, cheated, etc.)
17. Person demanded too much of other(s)
18. Person failed to do something they were supposed to do
19. Other
20. Person's ideas, beliefs, mannerisms, choices, or personal traits/characteristics, though no overt or specific action towards another person, cause anger (this anger must be directed at particular people, not, for example, at a broad ethnic or religious group)

Angry at Events, Circumstances (No particular person did something):

- 23. Kept you from doing what you wanted to do, directly (goal thwarted)
- 29. Other (direct affect on R)
- 32. The state of things, in general (perception of a wrong or negative state in the world; not an event specifically experienced by R)
- 39. Other (indirect affect on R)

Angry at an Association or Large Social Organization for What They Did to You (distinct individuals not to blame):

- 43. Organization kept you from doing what you wanted to do
- 44. Organization inconsiderate, thoughtless; failing to take you into account (mostly minor), taking you for granted
- 45. Organization critical, insulting, or disrespectful (must be some direct and overt action)
- 46. Organization did something inherently bad to you (what is done is innately wrong - lied, cheated, etc.)
- 47. Organization demanded too much of you
- 48. Organization failed to do something they were supposed to do
- 49. Other
- 50. Organization's ideas, beliefs, mannerisms, choices, or traits/characteristics, though no overt or specific action towards R, cause anger (this anger must be directed at a specifically related organization, not a broad, general grouping such as 'students' or 'Jews')

Angry at an Association or Large Social Organization for What They Did to Someone/Group you Cared about (distinct individuals not to blame):

- 53. Organization kept other(s) from doing what they wanted to do
- 54. Organization inconsiderate, thoughtless; failing to take other(s) into account (mostly minor), taking others for granted
- 55. Organization critical, insulting, or disrespectful (must be some direct and overt action)
- 56. Organization did something inherently bad to other(s) (what is done is innately wrong - lied, cheated, etc.)
- 57. Organization demanded too much of other(s)
- 58. Organization failed to do something they were supposed to do
- 59. Other
- 60. Organization's ideas, beliefs, mannerisms, choices, or traits/characteristics, though no overt action towards another person, cause anger (this anger must be directed at a specifically related organization, not a broad, general grouping such as 'students' or 'Jews')

Unclassifiable

- 90. Not enough information to code, not clear enough, not related to above dimensions

E. (CODE WITHOUT ASKING) WAS AN EVENT RECALLED?

[VAR: ANGRYEV]

<u>RESPONSE</u>	<u>PUNCH</u>	<u>YEAR</u>														
		<u>1972-82</u>	<u>1982B</u>	<u>1983-87</u>	<u>1987B</u>	<u>1988-91</u>	<u>1993-98</u>	<u>2000</u>	<u>2002</u>	<u>2004</u>	<u>2006</u>	<u>2008</u>	<u>2010</u>	<u>2012</u>	<u>2014</u>	<u>ALL</u>
Yes	1	0	0	0	0	0	1125	0	0	0	0	0	0	0	0	1125
No (SKIP TO INSTRUCTIONS BEFORE AMIMP)	2	0	0	0	0	0	333	0	0	0	0	0	0	0	0	333
Don't know	8	0	0	0	0	0	2	0	0	0	0	0	0	0	0	2
No answer	9	0	0	0	0	0	0	0	0	0	0	0	0	0	0	0
Not applicable	IAP	13626	354	7542	353	5907	8874	2817	2765	2812	4510	2023	2044	1974	2538	58139

578. How long ago did this event happen? (ALLOW OPEN-ENDED RESPONSE; IF A RANGE IS GIVEN, PROBE FOR SPECIFIC NUMBER)

[VAR: WHNANGRY]

<u>RESPONSE</u>	<u>PUNCH</u>	<u>YEAR</u>														
		<u>1972-82</u>	<u>1982B</u>	<u>1983-87</u>	<u>1987B</u>	<u>1988-91</u>	<u>1993-98</u>	<u>2000</u>	<u>2002</u>	<u>2004</u>	<u>2006</u>	<u>2008</u>	<u>2010</u>	<u>2012</u>	<u>2014</u>	<u>ALL</u>
Today	1	0	0	0	0	0	79	0	0	0	0	0	0	0	0	79
Yesterday	2	0	0	0	0	0	108	0	0	0	0	0	0	0	0	108
Up to a week ago (last 7 days)	3	0	0	0	0	0	500	0	0	0	0	0	0	0	0	500
Up to a month ago (last 30 days/ 4 weeks)	4	0	0	0	0	0	350	0	0	0	0	0	0	0	0	350
More than a month ago	5	0	0	0	0	0	78	0	0	0	0	0	0	0	0	78
Don't know	8	0	0	0	0	0	1	0	0	0	0	0	0	0	0	1
No answer	9	0	0	0	0	0	9	0	0	0	0	0	0	0	0	9
Not applicable (Punch 2 in ANGRYEV)	IAP	13626	354	7542	353	5907	9209	2817	2765	2812	4510	2023	2044	1974	2538	58474

579. Who were you angry, irritated or annoyed at? (IF RESPONDENT GIVES A NAME, PROBE WITH "and who is name... what relationship is he/she to you?" IF UNSURE ABOUT RELATIONSHIP AFTER RESPONDENT'S DESCRIPTION, READ THE FIELD CODE THAT YOU THINK IS CLOSEST -- e.g., "so that's a co-worker?") CIRCLE ALL THAT APPLY.

A. My husband/wife, boyfriend/girlfriend, or partner

[VAR: MADAT1]

<u>RESPONSE</u>	<u>PUNCH</u>	<u>YEAR</u>														
		<u>1972-82</u>	<u>1982B</u>	<u>1983-87</u>	<u>1987B</u>	<u>1988-91</u>	<u>1993-98</u>	<u>2000</u>	<u>2002</u>	<u>2004</u>	<u>2006</u>	<u>2008</u>	<u>2010</u>	<u>2012</u>	<u>2014</u>	<u>ALL</u>
Yes	1	0	0	0	0	0	156	0	0	0	0	0	0	0	0	156
No	2	0	0	0	0	0	962	0	0	0	0	0	0	0	0	962
Don't know	8	0	0	0	0	0	0	0	0	0	0	0	0	0	0	0
No answer	9	0	0	0	0	0	7	0	0	0	0	0	0	0	0	7
Not applicable (Punch 2 in ANGRYEV)	IAP	13626	354	7542	353	5907	9209	2817	2765	2812	4510	2023	2044	1974	2538	58474

B. Son

[VAR: MADAT2]

<u>RESPONSE</u>	<u>PUNCH</u>	<u>YEAR</u>														
		<u>1972-82</u>	<u>1982B</u>	<u>1983-87</u>	<u>1987B</u>	<u>1988-91</u>	<u>1993-98</u>	<u>2000</u>	<u>2002</u>	<u>2004</u>	<u>2006</u>	<u>2008</u>	<u>2010</u>	<u>2012</u>	<u>2014</u>	<u>ALL</u>
Yes	1	0	0	0	0	0	54	0	0	0	0	0	0	0	0	54
No	2	0	0	0	0	0	1064	0	0	0	0	0	0	0	0	1064
Don't know	8	0	0	0	0	0	0	0	0	0	0	0	0	0	0	0
No answer	9	0	0	0	0	0	7	0	0	0	0	0	0	0	0	7
Not applicable (Punch 2 in ANGRYEV)	IAP	13626	354	7542	353	5907	9209	2817	2765	2812	4510	2023	2044	1974	2538	58474

C. Daughter

[VAR: MADAT3]

<u>RESPONSE</u>	<u>PUNCH</u>	<u>YEAR</u>														
		<u>1972-82</u>	<u>1982B</u>	<u>1983-87</u>	<u>1987B</u>	<u>1988-91</u>	<u>1993-98</u>	<u>2000</u>	<u>2002</u>	<u>2004</u>	<u>2006</u>	<u>2008</u>	<u>2010</u>	<u>2012</u>	<u>2014</u>	<u>ALL</u>
Yes	1	0	0	0	0	0	43	0	0	0	0	0	0	0	0	43
No	2	0	0	0	0	0	1075	0	0	0	0	0	0	0	0	1075
Don't know	8	0	0	0	0	0	0	0	0	0	0	0	0	0	0	0
No answer	9	0	0	0	0	0	7	0	0	0	0	0	0	0	0	7
Not applicable (Punch 2 in ANGRYEV)	IAP	13626	354	7542	353	5907	9209	2817	2765	2812	4510	2023	2044	1974	2538	58474

D. Mother

[VAR: MADAT4]

<u>RESPONSE</u>	<u>PUNCH</u>	<u>YEAR</u>														
		<u>1972-82</u>	<u>1982B</u>	<u>1983-87</u>	<u>1987B</u>	<u>1988-91</u>	<u>1993-98</u>	<u>2000</u>	<u>2002</u>	<u>2004</u>	<u>2006</u>	<u>2008</u>	<u>2010</u>	<u>2012</u>	<u>2014</u>	<u>ALL</u>
Yes	1	0	0	0	0	0	11	0	0	0	0	0	0	0	0	11
No	2	0	0	0	0	0	1107	0	0	0	0	0	0	0	0	1107
Don't know	8	0	0	0	0	0	0	0	0	0	0	0	0	0	0	0
No answer	9	0	0	0	0	0	7	0	0	0	0	0	0	0	0	7
Not applicable (Punch 2 in ANGRYEV)	IAP	13626	354	7542	353	5907	9209	2817	2765	2812	4510	2023	2044	1974	2538	58474

E. Father

[VAR: MADAT5]

<u>RESPONSE</u>	<u>PUNCH</u>	<u>YEAR</u>														
		<u>1972-82</u>	<u>1982B</u>	<u>1983-87</u>	<u>1987B</u>	<u>1988-91</u>	<u>1993-98</u>	<u>2000</u>	<u>2002</u>	<u>2004</u>	<u>2006</u>	<u>2008</u>	<u>2010</u>	<u>2012</u>	<u>2014</u>	<u>ALL</u>
Yes	1	0	0	0	0	0	5	0	0	0	0	0	0	0	0	5
No	2	0	0	0	0	0	1113	0	0	0	0	0	0	0	0	1113
Don't know	8	0	0	0	0	0	0	0	0	0	0	0	0	0	0	0
No answer	9	0	0	0	0	0	7	0	0	0	0	0	0	0	0	7
Not applicable (Punch 2 in ANGRYEV)	IAP	13626	354	7542	353	5907	9209	2817	2765	2812	4510	2023	2044	1974	2538	58474

F. Sister

[VAR: MADAT6]

<u>RESPONSE</u>	<u>PUNCH</u>	<u>YEAR</u>														
		<u>1972-82</u>	<u>1982B</u>	<u>1983-87</u>	<u>1987B</u>	<u>1988-91</u>	<u>1993-98</u>	<u>2000</u>	<u>2002</u>	<u>2004</u>	<u>2006</u>	<u>2008</u>	<u>2010</u>	<u>2012</u>	<u>2014</u>	<u>ALL</u>
Yes	1	0	0	0	0	0	9	0	0	0	0	0	0	0	0	9
No	2	0	0	0	0	0	1109	0	0	0	0	0	0	0	0	1109
Don't know	8	0	0	0	0	0	0	0	0	0	0	0	0	0	0	0
No answer	9	0	0	0	0	0	7	0	0	0	0	0	0	0	0	7
Not applicable (Punch 2 in ANGRYEV)	IAP	13626	354	7542	353	5907	9209	2817	2765	2812	4510	2023	2044	1974	2538	58474

G. Brother

[VAR: MADAT7]

<u>RESPONSE</u>	<u>PUNCH</u>	<u>YEAR</u>														
		<u>1972-82</u>	<u>1982B</u>	<u>1983-87</u>	<u>1987B</u>	<u>1988-91</u>	<u>1993-98</u>	<u>2000</u>	<u>2002</u>	<u>2004</u>	<u>2006</u>	<u>2008</u>	<u>2010</u>	<u>2012</u>	<u>2014</u>	<u>ALL</u>
Yes	1	0	0	0	0	0	12	0	0	0	0	0	0	0	0	12
No	2	0	0	0	0	0	1106	0	0	0	0	0	0	0	0	1106
Don't know	8	0	0	0	0	0	0	0	0	0	0	0	0	0	0	0
No answer	9	0	0	0	0	0	7	0	0	0	0	0	0	0	0	7
Not applicable (Punch 2 in ANGRYEV)	IAP	13626	354	7542	353	5907	9209	2817	2765	2812	4510	2023	2044	1974	2538	58474

H. Another family member

[VAR: MADAT8]

<u>RESPONSE</u>	<u>PUNCH</u>	<u>YEAR</u>														
		<u>1972-82</u>	<u>1982B</u>	<u>1983-87</u>	<u>1987B</u>	<u>1988-91</u>	<u>1993-98</u>	<u>2000</u>	<u>2002</u>	<u>2004</u>	<u>2006</u>	<u>2008</u>	<u>2010</u>	<u>2012</u>	<u>2014</u>	<u>ALL</u>
Yes	1	0	0	0	0	0	45	0	0	0	0	0	0	0	0	45
No	2	0	0	0	0	0	1073	0	0	0	0	0	0	0	0	1073
Don't know	8	0	0	0	0	0	0	0	0	0	0	0	0	0	0	0
No answer	9	0	0	0	0	0	7	0	0	0	0	0	0	0	0	7
Not applicable (Punch 2 in ANGRYEV)	IAP	13626	354	7542	353	5907	9209	2817	2765	2812	4510	2023	2044	1974	2538	58474

I. A friend

[VAR: MADAT9]

<u>RESPONSE</u>	<u>PUNCH</u>	<u>YEAR</u>														
		<u>1972-82</u>	<u>1982B</u>	<u>1983-87</u>	<u>1987B</u>	<u>1988-91</u>	<u>1993-98</u>	<u>2000</u>	<u>2002</u>	<u>2004</u>	<u>2006</u>	<u>2008</u>	<u>2010</u>	<u>2012</u>	<u>2014</u>	<u>ALL</u>
Yes	1	0	0	0	0	0	58	0	0	0	0	0	0	0	0	58
No	2	0	0	0	0	0	1060	0	0	0	0	0	0	0	0	1060
Don't know	8	0	0	0	0	0	0	0	0	0	0	0	0	0	0	0
No answer	9	0	0	0	0	0	7	0	0	0	0	0	0	0	0	7
Not applicable (Punch 2 in ANGRYEV)	IAP	13626	354	7542	353	5907	9209	2817	2765	2812	4510	2023	2044	1974	2538	58474

J. An acquaintance

[VAR: MADAT10]

<u>RESPONSE</u>	<u>PUNCH</u>	<u>YEAR</u>														
		<u>1972-82</u>	<u>1982B</u>	<u>1983-87</u>	<u>1987B</u>	<u>1988-91</u>	<u>1993-98</u>	<u>2000</u>	<u>2002</u>	<u>2004</u>	<u>2006</u>	<u>2008</u>	<u>2010</u>	<u>2012</u>	<u>2014</u>	<u>ALL</u>
Yes	1	0	0	0	0	0	35	0	0	0	0	0	0	0	0	35
No	2	0	0	0	0	0	1083	0	0	0	0	0	0	0	0	1083
Don't know	8	0	0	0	0	0	0	0	0	0	0	0	0	0	0	0
No answer	9	0	0	0	0	0	7	0	0	0	0	0	0	0	0	7
Not applicable (Punch 2 in ANGRYEV)	IAP	13626	354	7542	353	5907	9209	2817	2765	2812	4510	2023	2044	1974	2538	58474

K. A neighbor

[VAR: MADAT11]

<u>RESPONSE</u>	<u>PUNCH</u>	<u>YEAR</u>														
		<u>1972-82</u>	<u>1982B</u>	<u>1983-87</u>	<u>1987B</u>	<u>1988-91</u>	<u>1993-98</u>	<u>2000</u>	<u>2002</u>	<u>2004</u>	<u>2006</u>	<u>2008</u>	<u>2010</u>	<u>2012</u>	<u>2014</u>	<u>ALL</u>
Yes	1	0	0	0	0	0	25	0	0	0	0	0	0	0	0	25
No	2	0	0	0	0	0	1093	0	0	0	0	0	0	0	0	1093
Don't know	8	0	0	0	0	0	0	0	0	0	0	0	0	0	0	0
No answer	9	0	0	0	0	0	7	0	0	0	0	0	0	0	0	7
Not applicable (Punch 2 in ANGRYEV)	IAP	13626	354	7542	353	5907	9209	2817	2765	2812	4510	2023	2044	1974	2538	58474

L. My boss

[VAR: MADAT12]

<u>RESPONSE</u>	<u>PUNCH</u>	<u>YEAR</u>														
		<u>1972-82</u>	<u>1982B</u>	<u>1983-87</u>	<u>1987B</u>	<u>1988-91</u>	<u>1993-98</u>	<u>2000</u>	<u>2002</u>	<u>2004</u>	<u>2006</u>	<u>2008</u>	<u>2010</u>	<u>2012</u>	<u>2014</u>	<u>ALL</u>
Yes	1	0	0	0	0	0	123	0	0	0	0	0	0	0	0	123
No	2	0	0	0	0	0	995	0	0	0	0	0	0	0	0	995
Don't know	8	0	0	0	0	0	0	0	0	0	0	0	0	0	0	0
No answer	9	0	0	0	0	0	7	0	0	0	0	0	0	0	0	7
Not applicable (Punch 2 in ANGRYEV)	IAP	13626	354	7542	353	5907	9209	2817	2765	2812	4510	2023	2044	1974	2538	58474

M. A co-worker

[VAR: MADAT13]

<u>RESPONSE</u>	<u>PUNCH</u>	<u>YEAR</u>														
		<u>1972-82</u>	<u>1982B</u>	<u>1983-87</u>	<u>1987B</u>	<u>1988-91</u>	<u>1993-98</u>	<u>2000</u>	<u>2002</u>	<u>2004</u>	<u>2006</u>	<u>2008</u>	<u>2010</u>	<u>2012</u>	<u>2014</u>	<u>ALL</u>
Yes	1	0	0	0	0	0	127	0	0	0	0	0	0	0	0	127
No	2	0	0	0	0	0	991	0	0	0	0	0	0	0	0	991
Don't know	8	0	0	0	0	0	0	0	0	0	0	0	0	0	0	0
No answer	9	0	0	0	0	0	7	0	0	0	0	0	0	0	0	7
Not applicable (Punch 2 in ANGRYEV)	IAP	13626	354	7542	353	5907	9209	2817	2765	2812	4510	2023	2044	1974	2538	58474

N. A subordinate at work; someone who works under you

[VAR: MADAT14]

<u>RESPONSE</u>	<u>PUNCH</u>	<u>YEAR</u>														
		<u>1972-82</u>	<u>1982B</u>	<u>1983-87</u>	<u>1987B</u>	<u>1988-91</u>	<u>1993-98</u>	<u>2000</u>	<u>2002</u>	<u>2004</u>	<u>2006</u>	<u>2008</u>	<u>2010</u>	<u>2012</u>	<u>2014</u>	<u>ALL</u>
Yes	1	0	0	0	0	0	36	0	0	0	0	0	0	0	0	36
No	2	0	0	0	0	0	1082	0	0	0	0	0	0	0	0	1082
Don't know	8	0	0	0	0	0	0	0	0	0	0	0	0	0	0	0
No answer	9	0	0	0	0	0	7	0	0	0	0	0	0	0	0	7
Not applicable (Punch 2 in ANGRYEV)	IAP	13626	354	7542	353	5907	9209	2817	2765	2812	4510	2023	2044	1974	2538	58474

O. A customer or client

[VAR: MADAT15]

<u>RESPONSE</u>	<u>PUNCH</u>	<u>YEAR</u>														
		<u>1972-82</u>	<u>1982B</u>	<u>1983-87</u>	<u>1987B</u>	<u>1988-91</u>	<u>1993-98</u>	<u>2000</u>	<u>2002</u>	<u>2004</u>	<u>2006</u>	<u>2008</u>	<u>2010</u>	<u>2012</u>	<u>2014</u>	<u>ALL</u>
Yes	1	0	0	0	0	0	32	0	0	0	0	0	0	0	0	32
No	2	0	0	0	0	0	1086	0	0	0	0	0	0	0	0	1086
Don't know	8	0	0	0	0	0	0	0	0	0	0	0	0	0	0	0
No answer	9	0	0	0	0	0	7	0	0	0	0	0	0	0	0	7
Not applicable (Punch 2 in ANGRYEV)	IAP	13626	354	7542	353	5907	9209	2817	2765	2812	4510	2023	2044	1974	2538	58474

P. Someone else at work

[VAR: MADAT16]

<u>RESPONSE</u>	<u>PUNCH</u>	<u>YEAR</u>														
		<u>1972-82</u>	<u>1982B</u>	<u>1983-87</u>	<u>1987B</u>	<u>1988-91</u>	<u>1993-98</u>	<u>2000</u>	<u>2002</u>	<u>2004</u>	<u>2006</u>	<u>2008</u>	<u>2010</u>	<u>2012</u>	<u>2014</u>	<u>ALL</u>
Yes	1	0	0	0	0	0	32	0	0	0	0	0	0	0	0	32
No	2	0	0	0	0	0	1086	0	0	0	0	0	0	0	0	1086
Don't know	8	0	0	0	0	0	0	0	0	0	0	0	0	0	0	0
No answer	9	0	0	0	0	0	7	0	0	0	0	0	0	0	0	7
Not applicable (Punch 2 in ANGRYEV)	IAP	13626	354	7542	353	5907	9209	2817	2765	2812	4510	2023	2044	1974	2538	58474

Q. Government employee or agency (policemen, etc.)

[VAR: MADAT17]

<u>RESPONSE</u>	<u>PUNCH</u>	<u>YEAR</u>														
		<u>1972-82</u>	<u>1982B</u>	<u>1983-87</u>	<u>1987B</u>	<u>1988-91</u>	<u>1993-98</u>	<u>2000</u>	<u>2002</u>	<u>2004</u>	<u>2006</u>	<u>2008</u>	<u>2010</u>	<u>2012</u>	<u>2014</u>	<u>ALL</u>
Yes	1	0	0	0	0	0	36	0	0	0	0	0	0	0	0	36
No	2	0	0	0	0	0	1082	0	0	0	0	0	0	0	0	1082
Don't know	8	0	0	0	0	0	0	0	0	0	0	0	0	0	0	0
No answer	9	0	0	0	0	0	7	0	0	0	0	0	0	0	0	7
Not applicable (Punch 2 in ANGRYEV)	IAP	13626	354	7542	353	5907	9209	2817	2765	2812	4510	2023	2044	1974	2538	58474

R. Someone who was supposed to provide a service to you (a clerk, etc.)

[VAR: MADAT18]

<u>RESPONSE</u>	<u>PUNCH</u>	<u>YEAR</u>														
		<u>1972-82</u>	<u>1982B</u>	<u>1983-87</u>	<u>1987B</u>	<u>1988-91</u>	<u>1993-98</u>	<u>2000</u>	<u>2002</u>	<u>2004</u>	<u>2006</u>	<u>2008</u>	<u>2010</u>	<u>2012</u>	<u>2014</u>	<u>ALL</u>
Yes	1	0	0	0	0	0	44	0	0	0	0	0	0	0	0	44
No	2	0	0	0	0	0	1074	0	0	0	0	0	0	0	0	1074
Don't know	8	0	0	0	0	0	0	0	0	0	0	0	0	0	0	0
No answer	9	0	0	0	0	0	7	0	0	0	0	0	0	0	0	7
Not applicable (Punch 2 in ANGRYEV)	IAP	13626	354	7542	353	5907	9209	2817	2765	2812	4510	2023	2044	1974	2538	58474

S. A public figure (politician, actor, newsmaker)

[VAR: MADAT19]

<u>RESPONSE</u>	<u>PUNCH</u>	<u>YEAR</u>														
		<u>1972-82</u>	<u>1982B</u>	<u>1983-87</u>	<u>1987B</u>	<u>1988-91</u>	<u>1993-98</u>	<u>2000</u>	<u>2002</u>	<u>2004</u>	<u>2006</u>	<u>2008</u>	<u>2010</u>	<u>2012</u>	<u>2014</u>	<u>ALL</u>
Yes	1	0	0	0	0	0	26	0	0	0	0	0	0	0	0	26
No	2	0	0	0	0	0	1092	0	0	0	0	0	0	0	0	1092
Don't know		0	0	0	0	0	0	0	0	0	0	0	0	0	0	0
No answer	9	0	0	0	0	0	7	0	0	0	0	0	0	0	0	7
Not applicable (Punch 2 in ANGRYEV)	IAP	13626	354	7542	353	5907	9209	2817	2765	2812	4510	2023	2044	1974	2538	58474

T. Stranger (include crowds)

[VAR: MADAT20]

<u>RESPONSE</u>	<u>PUNCH</u>	<u>YEAR</u>														
		<u>1972-82</u>	<u>1982B</u>	<u>1983-87</u>	<u>1987B</u>	<u>1988-91</u>	<u>1993-98</u>	<u>2000</u>	<u>2002</u>	<u>2004</u>	<u>2006</u>	<u>2008</u>	<u>2010</u>	<u>2012</u>	<u>2014</u>	<u>ALL</u>
Yes	1	0	0	0	0	0	34	0	0	0	0	0	0	0	0	34
No	2	0	0	0	0	0	1084	0	0	0	0	0	0	0	0	1084
Don't know	8	0	0	0	0	0	0	0	0	0	0	0	0	0	0	0
No answer	9	0	0	0	0	0	7	0	0	0	0	0	0	0	0	7
Not applicable (Punch 2 in ANGRYEV)	IAP	13626	354	7542	353	5907	9209	2817	2765	2812	4510	2023	2044	1974	2538	58474

U. Self

[VAR: MADAT21]

<u>RESPONSE</u>	<u>PUNCH</u>	<u>YEAR</u>														
		<u>1972-82</u>	<u>1982B</u>	<u>1983-87</u>	<u>1987B</u>	<u>1988-91</u>	<u>1993-98</u>	<u>2000</u>	<u>2002</u>	<u>2004</u>	<u>2006</u>	<u>2008</u>	<u>2010</u>	<u>2012</u>	<u>2014</u>	<u>ALL</u>
Yes	1	0	0	0	0	0	50	0	0	0	0	0	0	0	0	50
No	2	0	0	0	0	0	1068	0	0	0	0	0	0	0	0	1068
Don't know	8	0	0	0	0	0	0	0	0	0	0	0	0	0	0	0
No answer	9	0	0	0	0	0	7	0	0	0	0	0	0	0	0	7
Not applicable (Punch 2 in ANGRYEV)	IAP	13626	354	7542	353	5907	9209	2817	2765	2812	4510	2023	2044	1974	2538	58474

V. Not angry at anyone (not angry at a person, but an object, circumstances, etc.)

[VAR: MADAT22]

<u>RESPONSE</u>	<u>PUNCH</u>	<u>YEAR</u>														
		<u>1972-82</u>	<u>1982B</u>	<u>1983-87</u>	<u>1987B</u>	<u>1988-91</u>	<u>1993-98</u>	<u>2000</u>	<u>2002</u>	<u>2004</u>	<u>2006</u>	<u>2008</u>	<u>2010</u>	<u>2012</u>	<u>2014</u>	<u>ALL</u>
Yes	1	0	0	0	0	0	93	0	0	0	0	0	0	0	0	93
No	2	0	0	0	0	0	1025	0	0	0	0	0	0	0	0	1025
Don't know	8	0	0	0	0	0	0	0	0	0	0	0	0	0	0	0
No answer	9	0	0	0	0	0	7	0	0	0	0	0	0	0	0	7
Not applicable (Punch 2 in ANGRYEV)	IAP	13626	354	7542	353	5907	9209	2817	2765	2812	4510	2023	2044	1974	2538	58474

W. Other (SPECIFY)

[VAR: MADAT23]

<u>RESPONSE</u>	<u>PUNCH</u>	<u>YEAR</u>														
		<u>1972-82</u>	<u>1982B</u>	<u>1983-87</u>	<u>1987B</u>	<u>1988-91</u>	<u>1993-98</u>	<u>2000</u>	<u>2002</u>	<u>2004</u>	<u>2006</u>	<u>2008</u>	<u>2010</u>	<u>2012</u>	<u>2014</u>	<u>ALL</u>
Ex-Spouse	1	0	0	0	0	0	16	0	0	0	0	0	0	0	0	16
Other Ex-Family Member	2	0	0	0	0	0	2	0	0	0	0	0	0	0	0	2
Health Care Personnel	3	0	0	0	0	0	10	0	0	0	0	0	0	0	0	10
Teachers	4	0	0	0	0	0	9	0	0	0	0	0	0	0	0	9
Landlord	5	0	0	0	0	0	5	0	0	0	0	0	0	0	0	5
Company	6	0	0	0	0	0	6	0	0	0	0	0	0	0	0	6
Criminal	7	0	0	0	0	0	4	0	0	0	0	0	0	0	0	4
Other	8	0	0	0	0	0	79	0	0	0	0	0	0	0	0	79
No answer	9	0	0	0	0	0	7	0	0	0	0	0	0	0	0	7
Not applicable (Punch 2 in ANGRYEV)	IAP	13626	354	7542	353	5907	10196	2817	2765	2812	4510	2023	2044	1974	2538	59461

580. How intense would you say your anger or irritation was, if 0 means the least intense emotion that you can imagine experiencing and 10 is the most intense emotion that you can imagine having.

HAND CARD CR

[VAR: HOWANGRY]

<u>RESPONSE</u>	<u>PUNCH</u>	<u>YEAR</u>														
		<u>1972-82</u>	<u>1982B</u>	<u>1983-87</u>	<u>1987B</u>	<u>1988-91</u>	<u>1993-98</u>	<u>2000</u>	<u>2002</u>	<u>2004</u>	<u>2006</u>	<u>2008</u>	<u>2010</u>	<u>2012</u>	<u>2014</u>	<u>ALL</u>
0 - Weakest possible	0	0	0	0	0	0	11	0	0	0	0	0	0	0	0	11
1	1	0	0	0	0	0	15	0	0	0	0	0	0	0	0	15
2	2	0	0	0	0	0	51	0	0	0	0	0	0	0	0	51
3	3	0	0	0	0	0	94	0	0	0	0	0	0	0	0	94
4	4	0	0	0	0	0	101	0	0	0	0	0	0	0	0	101
5	5	0	0	0	0	0	167	0	0	0	0	0	0	0	0	167
6	6	0	0	0	0	0	145	0	0	0	0	0	0	0	0	145
7	7	0	0	0	0	0	170	0	0	0	0	0	0	0	0	170
8	8	0	0	0	0	0	151	0	0	0	0	0	0	0	0	151
9	9	0	0	0	0	0	57	0	0	0	0	0	0	0	0	57
10 - Most intense possible	10	0	0	0	0	0	153	0	0	0	0	0	0	0	0	153
Don't know	98	0	0	0	0	0	1	0	0	0	0	0	0	0	0	1
No answer	99	0	0	0	0	0	9	0	0	0	0	0	0	0	0	9
Not Applicable (Punch 2 in ANGRYEV)	IAP	13626	354	7542	353	5907	9209	2817	2765	2812	4510	2023	2044	1974	2538	58474

REMARKS: Hand card CR contained responses 0-10.

581. Emotions eventually fade away. How long did your anger or irritation last? Did it last:

HAND CARD CS

[VAR: ANGRLAST]

<u>RESPONSE</u>	<u>PUNCH</u>	<u>YEAR</u>														
		<u>1972-82</u>	<u>1982B</u>	<u>1983-87</u>	<u>1987B</u>	<u>1988-91</u>	<u>1993-98</u>	<u>2000</u>	<u>2002</u>	<u>2004</u>	<u>2006</u>	<u>2008</u>	<u>2010</u>	<u>2012</u>	<u>2014</u>	<u>ALL</u>
Seconds	1	0	0	0	0	0	42	0	0	0	0	0	0	0	0	42
Minutes	2	0	0	0	0	0	300	0	0	0	0	0	0	0	0	300
Hours	3	0	0	0	0	0	297	0	0	0	0	0	0	0	0	297
All that day	4	0	0	0	0	0	135	0	0	0	0	0	0	0	0	135
Several days, or	5	0	0	0	0	0	186	0	0	0	0	0	0	0	0	186
Have you felt it continuously up until now (SKIP TO CHNANG1)	6	0	0	0	0	0	157	0	0	0	0	0	0	0	0	157
Don't know	8	0	0	0	0	0	0	0	0	0	0	0	0	0	0	0
No answer	9	0	0	0	0	0	8	0	0	0	0	0	0	0	0	8
Not applicable (Punch 2 in ANGRYEV)	IAP	13626	354	7542	353	5907	9209	2817	2765	2812	4510	2023	2044	1974	2538	58474

REMARKS: Hand card CS contained responses 1-6.

582. Even after they go away, feelings sometimes come back when we think about things. How often have you thought about this situation since it happened: very often, every once in a while or just once or twice, or never (until asked about it just now)?

[VAR: THINKANGR]

<u>RESPONSE</u>	<u>PUNCH</u>	<u>YEAR</u>														
		<u>1972-82</u>	<u>1982B</u>	<u>1983-87</u>	<u>1987B</u>	<u>1988-91</u>	<u>1993-98</u>	<u>2000</u>	<u>2002</u>	<u>2004</u>	<u>2006</u>	<u>2008</u>	<u>2010</u>	<u>2012</u>	<u>2014</u>	<u>ALL</u>
Very often	1	0	0	0	0	0	140	0	0	0	0	0	0	0	0	140
Every once in a while	2	0	0	0	0	0	292	0	0	0	0	0	0	0	0	292
Just once or twice	3	0	0	0	0	0	292	0	0	0	0	0	0	0	0	292
Never/not once until now	4	0	0	0	0	0	219	0	0	0	0	0	0	0	0	219
Don't know	8	0	0	0	0	0	0	0	0	0	0	0	0	0	0	0
No answer	9	0	0	0	0	0	25	0	0	0	0	0	0	0	0	25
Not applicable (Punch 2 in ANGRYEV or Punch 6 in ANGRLAST)	IAP	13626	354	7542	353	5907	9366	2817	2765	2812	4510	2023	2044	1974	2538	58631

583. I'm going to show you a list of things that people sometimes do to change their feelings. Did you do any of these things after you got angry or annoyed,... (INTERVIEWER CODE; CONTINUE WITH "Did you do any of these other things in addition to that?" UNTIL RESPONDENT SAYS NO. CIRCLE ALL TECHNIQUES MENTIONED. DO NOT READ ITEMS ON LIST.)

HAND CARD CT

- A. Tried to think about the situation in a different way

[VAR: CHNANG1]

<u>RESPONSE</u>	<u>PUNCH</u>	<u>YEAR</u>														
		<u>1972-82</u>	<u>1982B</u>	<u>1983-87</u>	<u>1987B</u>	<u>1988-91</u>	<u>1993-98</u>	<u>2000</u>	<u>2002</u>	<u>2004</u>	<u>2006</u>	<u>2008</u>	<u>2010</u>	<u>2012</u>	<u>2014</u>	<u>ALL</u>
Yes	1	0	0	0	0	0	388	0	0	0	0	0	0	0	0	388
No	2	0	0	0	0	0	726	0	0	0	0	0	0	0	0	726
Don't know	8	0	0	0	0	0	0	0	0	0	0	0	0	0	0	0
No answer	9	0	0	0	0	0	11	0	0	0	0	0	0	0	0	11
Not applicable (Punch 2 in ANGRYEV)	IAP	13626	354	7542	353	5907	9209	2817	2765	2812	4510	2023	2044	1974	2538	58474

- B. Had a drink or took a pill

[VAR: CHNANG2]

<u>RESPONSE</u>	<u>PUNCH</u>	<u>YEAR</u>														
		<u>1972-82</u>	<u>1982B</u>	<u>1983-87</u>	<u>1987B</u>	<u>1988-91</u>	<u>1993-98</u>	<u>2000</u>	<u>2002</u>	<u>2004</u>	<u>2006</u>	<u>2008</u>	<u>2010</u>	<u>2012</u>	<u>2014</u>	<u>ALL</u>
Yes	1	0	0	0	0	0	68	0	0	0	0	0	0	0	0	68
No	2	0	0	0	0	0	1046	0	0	0	0	0	0	0	0	1046
Don't know	8	0	0	0	0	0	0	0	0	0	0	0	0	0	0	0
No answer	9	0	0	0	0	0	11	0	0	0	0	0	0	0	0	11
Not applicable (Punch 2 in ANGRYEV)	IAP	13626	354	7542	353	5907	9209	2817	2765	2812	4510	2023	2044	1974	2538	58474

C. Talked to the person I was angry or annoyed at

[VAR: CHNANG3]

<u>RESPONSE</u>	<u>PUNCH</u>	<u>YEAR</u>														
		<u>1972-82</u>	<u>1982B</u>	<u>1983-87</u>	<u>1987B</u>	<u>1988-91</u>	<u>1993-98</u>	<u>2000</u>	<u>2002</u>	<u>2004</u>	<u>2006</u>	<u>2008</u>	<u>2010</u>	<u>2012</u>	<u>2014</u>	<u>ALL</u>
Yes	1	0	0	0	0	0	407	0	0	0	0	0	0	0	0	407
No	2	0	0	0	0	0	707	0	0	0	0	0	0	0	0	707
Don't know	8	0	0	0	0	0	0	0	0	0	0	0	0	0	0	0
No answer	9	0	0	0	0	0	11	0	0	0	0	0	0	0	0	11
Not applicable (Punch 2 in ANGRYEV)	IAP	13626	354	7542	353	5907	9209	2817	2765	2812	4510	2023	2044	1974	2538	58474

D. Talked to someone else about how I felt

[VAR: CHNANG4]

<u>RESPONSE</u>	<u>PUNCH</u>	<u>YEAR</u>														
		<u>1972-82</u>	<u>1982B</u>	<u>1983-87</u>	<u>1987B</u>	<u>1988-91</u>	<u>1993-98</u>	<u>2000</u>	<u>2002</u>	<u>2004</u>	<u>2006</u>	<u>2008</u>	<u>2010</u>	<u>2012</u>	<u>2014</u>	<u>ALL</u>
Yes	1	0	0	0	0	0	655	0	0	0	0	0	0	0	0	655
No	2	0	0	0	0	0	459	0	0	0	0	0	0	0	0	459
Don't know	8	0	0	0	0	0	0	0	0	0	0	0	0	0	0	0
No answer	9	0	0	0	0	0	11	0	0	0	0	0	0	0	0	11
Not applicable (Punch 2 in ANGRYEV)	IAP	13626	354	7542	353	5907	9209	2817	2765	2812	4510	2023	2044	1974	2538	58474

E. Tried to forget it by doing or thinking about something else

[VAR: CHNANG5]

<u>RESPONSE</u>	<u>PUNCH</u>	<u>YEAR</u>														
		<u>1972-82</u>	<u>1982B</u>	<u>1983-87</u>	<u>1987B</u>	<u>1988-91</u>	<u>1993-98</u>	<u>2000</u>	<u>2002</u>	<u>2004</u>	<u>2006</u>	<u>2008</u>	<u>2010</u>	<u>2012</u>	<u>2014</u>	<u>ALL</u>
Yes	1	0	0	0	0	0	345	0	0	0	0	0	0	0	0	345
No	2	0	0	0	0	0	769	0	0	0	0	0	0	0	0	769
Don't know	8	0	0	0	0	0	0	0	0	0	0	0	0	0	0	0
No answer	9	0	0	0	0	0	11	0	0	0	0	0	0	0	0	11
Not applicable (Punch 2 in ANGRYEV)	IAP	13626	354	7542	353	5907	9209	2817	2765	2812	4510	2023	2044	1974	2538	58474

F. Tried to change the situation by doing something

[VAR: CHNANG6]

<u>RESPONSE</u>	<u>PUNCH</u>	<u>YEAR</u>														
		<u>1972-82</u>	<u>1982B</u>	<u>1983-87</u>	<u>1987B</u>	<u>1988-91</u>	<u>1993-98</u>	<u>2000</u>	<u>2002</u>	<u>2004</u>	<u>2006</u>	<u>2008</u>	<u>2010</u>	<u>2012</u>	<u>2014</u>	<u>ALL</u>
Yes	1	0	0	0	0	0	297	0	0	0	0	0	0	0	0	297
No	2	0	0	0	0	0	817	0	0	0	0	0	0	0	0	817
Don't know	8	0	0	0	0	0	0	0	0	0	0	0	0	0	0	0
No answer	9	0	0	0	0	0	11	0	0	0	0	0	0	0	0	11
Not applicable (Punch 2 in ANGRYEV)	IAP	13626	354	7542	353	5907	9209	2817	2765	2812	4510	2023	2044	1974	2538	58474

G. Prayed for help from God

[VAR: CHNANG7]

<u>RESPONSE</u>	<u>PUNCH</u>	<u>YEAR</u>														
		<u>1972-82</u>	<u>1982B</u>	<u>1983-87</u>	<u>1987B</u>	<u>1988-91</u>	<u>1993-98</u>	<u>2000</u>	<u>2002</u>	<u>2004</u>	<u>2006</u>	<u>2008</u>	<u>2010</u>	<u>2012</u>	<u>2014</u>	<u>ALL</u>
Yes	1	0	0	0	0	0	310	0	0	0	0	0	0	0	0	310
No	2	0	0	0	0	0	804	0	0	0	0	0	0	0	0	804
Don't know	8	0	0	0	0	0	0	0	0	0	0	0	0	0	0	0
No answer	9	0	0	0	0	0	11	0	0	0	0	0	0	0	0	11
Not applicable (Punch 2 in ANGRYEV)	IAP	13626	354	7542	353	5907	9209	2817	2765	2812	4510	2023	2044	1974	2538	58474

H. Fantasized about a magical solution to the problem

[VAR: CHNANG8]

<u>RESPONSE</u>	<u>PUNCH</u>	<u>YEAR</u>														
		<u>1972-82</u>	<u>1982B</u>	<u>1983-87</u>	<u>1987B</u>	<u>1988-91</u>	<u>1993-98</u>	<u>2000</u>	<u>2002</u>	<u>2004</u>	<u>2006</u>	<u>2008</u>	<u>2010</u>	<u>2012</u>	<u>2014</u>	<u>ALL</u>
Yes	1	0	0	0	0	0	76	0	0	0	0	0	0	0	0	76
No	2	0	0	0	0	0	1038	0	0	0	0	0	0	0	0	1038
Don't know	8	0	0	0	0	0	0	0	0	0	0	0	0	0	0	0
No answer	9	0	0	0	0	0	11	0	0	0	0	0	0	0	0	11
Not applicable (Punch 2 in ANGRYEV)	IAP	13626	354	7542	353	5907	9209	2817	2765	2812	4510	2023	2044	1974	2538	58474

I. Went out to get some exercise to make me feel better

[VAR: CHNANG9]

<u>RESPONSE</u>	<u>PUNCH</u>	<u>YEAR</u>														
		<u>1972-82</u>	<u>1982B</u>	<u>1983-87</u>	<u>1987B</u>	<u>1988-91</u>	<u>1993-98</u>	<u>2000</u>	<u>2002</u>	<u>2004</u>	<u>2006</u>	<u>2008</u>	<u>2010</u>	<u>2012</u>	<u>2014</u>	<u>ALL</u>
Yes	1	0	0	0	0	0	160	0	0	0	0	0	0	0	0	160
No	2	0	0	0	0	0	954	0	0	0	0	0	0	0	0	954
Don't know	8	0	0	0	0	0	0	0	0	0	0	0	0	0	0	0
No answer	9	0	0	0	0	0	11	0	0	0	0	0	0	0	0	11
Not applicable (Punch 2 in ANGRYEV)	IAP	13626	354	7542	353	5907	9209	2817	2765	2812	4510	2023	2044	1974	2538	58474

J. Yelled or hit something to let out my pent-up feelings

[VAR: CHNANG10]

<u>RESPONSE</u>	<u>PUNCH</u>	<u>YEAR</u>														
		<u>1972-82</u>	<u>1982B</u>	<u>1983-87</u>	<u>1987B</u>	<u>1988-91</u>	<u>1993-98</u>	<u>2000</u>	<u>2002</u>	<u>2004</u>	<u>2006</u>	<u>2008</u>	<u>2010</u>	<u>2012</u>	<u>2014</u>	<u>ALL</u>
Yes	1	0	0	0	0	0	88	0	0	0	0	0	0	0	0	88
No	2	0	0	0	0	0	1026	0	0	0	0	0	0	0	0	1026
Don't know	8	0	0	0	0	0	0	0	0	0	0	0	0	0	0	0
No answer	9	0	0	0	0	0	11	0	0	0	0	0	0	0	0	11
Not applicable (Punch 2 in ANGRYEV)	IAP	13626	354	7542	353	5907	9209	2817	2765	2812	4510	2023	2044	1974	2538	58474

K. Waited for feelings to pass

[VAR: CHNANG11]

<u>RESPONSE</u>	<u>PUNCH</u>	<u>YEAR</u>														
		<u>1972-82</u>	<u>1982B</u>	<u>1983-87</u>	<u>1987B</u>	<u>1988-91</u>	<u>1993-98</u>	<u>2000</u>	<u>2002</u>	<u>2004</u>	<u>2006</u>	<u>2008</u>	<u>2010</u>	<u>2012</u>	<u>2014</u>	<u>ALL</u>
Yes	1	0	0	0	0	0	326	0	0	0	0	0	0	0	0	326
No	2	0	0	0	0	0	788	0	0	0	0	0	0	0	0	788
Don't know	8	0	0	0	0	0	0	0	0	0	0	0	0	0	0	0
No answer	9	0	0	0	0	0	11	0	0	0	0	0	0	0	0	11
Not applicable (Punch 2 in ANGRYEV)	IAP	13626	354	7542	353	5907	9209	2817	2765	2812	4510	2023	2044	1974	2538	58474

L. Tried to accept the situation as it was

[VAR: CHNANG12]

<u>RESPONSE</u>	<u>PUNCH</u>	<u>YEAR</u>														
		<u>1972-82</u>	<u>1982B</u>	<u>1983-87</u>	<u>1987B</u>	<u>1988-91</u>	<u>1993-98</u>	<u>2000</u>	<u>2002</u>	<u>2004</u>	<u>2006</u>	<u>2008</u>	<u>2010</u>	<u>2012</u>	<u>2014</u>	<u>ALL</u>
Yes	1	0	0	0	0	0	511	0	0	0	0	0	0	0	0	511
No	2	0	0	0	0	0	603	0	0	0	0	0	0	0	0	603
Don't know	8	0	0	0	0	0	0	0	0	0	0	0	0	0	0	0
No answer	9	0	0	0	0	0	11	0	0	0	0	0	0	0	0	11
Not applicable (Punch 2 in ANGRYEV)	IAP	13626	354	7542	353	5907	9209	2817	2765	2812	4510	2023	2044	1974	2538	58474

M. Left the situation

[VAR: CHNANG13]

<u>RESPONSE</u>	<u>PUNCH</u>	<u>YEAR</u>														
		<u>1972-82</u>	<u>1982B</u>	<u>1983-87</u>	<u>1987B</u>	<u>1988-91</u>	<u>1993-98</u>	<u>2000</u>	<u>2002</u>	<u>2004</u>	<u>2006</u>	<u>2008</u>	<u>2010</u>	<u>2012</u>	<u>2014</u>	<u>ALL</u>
Yes	1	0	0	0	0	0	174	0	0	0	0	0	0	0	0	174
No	2	0	0	0	0	0	940	0	0	0	0	0	0	0	0	940
Don't know	8	0	0	0	0	0	0	0	0	0	0	0	0	0	0	0
No answer	9	0	0	0	0	0	11	0	0	0	0	0	0	0	0	11
Not applicable (Punch 2 in ANGRYEV)	IAP	13626	354	7542	353	5907	9209	2817	2765	2812	4510	2023	2044	1974	2538	58474

N. Thought about how to get revenge

[VAR: CHNANG14]

<u>RESPONSE</u>	<u>PUNCH</u>	<u>YEAR</u>														
		<u>1972-82</u>	<u>1982B</u>	<u>1983-87</u>	<u>1987B</u>	<u>1988-91</u>	<u>1993-98</u>	<u>2000</u>	<u>2002</u>	<u>2004</u>	<u>2006</u>	<u>2008</u>	<u>2010</u>	<u>2012</u>	<u>2014</u>	<u>ALL</u>
Yes	1	0	0	0	0	0	69	0	0	0	0	0	0	0	0	69
No	2	0	0	0	0	0	1045	0	0	0	0	0	0	0	0	1045
Don't know	8	0	0	0	0	0	0	0	0	0	0	0	0	0	0	0
No answer	9	0	0	0	0	0	11	0	0	0	0	0	0	0	0	11
Not applicable (Punch 2 in ANGRYEV)	IAP	13626	354	7542	353	5907	9209	2817	2765	2812	4510	2023	2044	1974	2538	58474

O. Planned how to end the relationship with the person who made me angry

[VAR: CHNANG15]

<u>RESPONSE</u>	<u>PUNCH</u>	<u>YEAR</u>														
		<u>1972-82</u>	<u>1982B</u>	<u>1983-87</u>	<u>1987B</u>	<u>1988-91</u>	<u>1993-98</u>	<u>2000</u>	<u>2002</u>	<u>2004</u>	<u>2006</u>	<u>2008</u>	<u>2010</u>	<u>2012</u>	<u>2014</u>	<u>ALL</u>
Yes	1	0	0	0	0	0	109	0	0	0	0	0	0	0	0	109
No	2	0	0	0	0	0	1005	0	0	0	0	0	0	0	0	1005
Don't know	8	0	0	0	0	0	0	0	0	0	0	0	0	0	0	0
No answer	9	0	0	0	0	0	11	0	0	0	0	0	0	0	0	11
Not applicable (Punch 2 in ANGRYEV)	IAP	13626	354	7542	353	5907	9209	2817	2765	2812	4510	2023	2044	1974	2538	58474

P. Other (SPECIFY)

[VAR: CHNANG16]

<u>RESPONSE</u>	<u>PUNCH</u>	<u>YEAR</u>														
		<u>1972-82</u>	<u>1982B</u>	<u>1983-87</u>	<u>1987B</u>	<u>1988-91</u>	<u>1993-98</u>	<u>2000</u>	<u>2002</u>	<u>2004</u>	<u>2006</u>	<u>2008</u>	<u>2010</u>	<u>2012</u>	<u>2014</u>	<u>ALL</u>
Yes	1	0	0	0	0	0	48	0	0	0	0	0	0	0	0	48
No	2	0	0	0	0	0	1066	0	0	0	0	0	0	0	0	1066
Don't know	8	0	0	0	0	0	0	0	0	0	0	0	0	0	0	0
No answer	9	0	0	0	0	0	11	0	0	0	0	0	0	0	0	11
Not applicable (Punch 2 in ANGRYEV)	IAP	13626	354	7542	353	5907	9209	2817	2765	2812	4510	2023	2044	1974	2538	58474

REMARKS: Hand card CT contained question prompts A-P.

584. Did you feel like your reaction to the situation was appropriate, or did it seem wrong to you somehow... for example, too intense or the wrong emotion for the occasion? On a scale that runs from 0 as completely right to 10 as completely wrong for the situation, tell me whether your feelings were right or wrong for the situation.

HAND CARD CU

[VAR: REACTOK]

<u>RESPONSE</u>	<u>PUNCH</u>	<u>YEAR</u>														
		<u>1972-82</u>	<u>1982B</u>	<u>1983-87</u>	<u>1987B</u>	<u>1988-91</u>	<u>1993-98</u>	<u>2000</u>	<u>2002</u>	<u>2004</u>	<u>2006</u>	<u>2008</u>	<u>2010</u>	<u>2012</u>	<u>2014</u>	<u>ALL</u>
0 - Completely right	0	0	0	0	0	0	265	0	0	0	0	0	0	0	0	265
1	1	0	0	0	0	0	121	0	0	0	0	0	0	0	0	121
2	2	0	0	0	0	0	133	0	0	0	0	0	0	0	0	133
3	3	0	0	0	0	0	99	0	0	0	0	0	0	0	0	99
4	4	0	0	0	0	0	59	0	0	0	0	0	0	0	0	59
5	5	0	0	0	0	0	147	0	0	0	0	0	0	0	0	147
6	6	0	0	0	0	0	50	0	0	0	0	0	0	0	0	50
7	7	0	0	0	0	0	48	0	0	0	0	0	0	0	0	48
8	8	0	0	0	0	0	42	0	0	0	0	0	0	0	0	42
9	9	0	0	0	0	0	30	0	0	0	0	0	0	0	0	30
10 - Completely wrong	10	0	0	0	0	0	119	0	0	0	0	0	0	0	0	119
Don't know	98	0	0	0	0	0	2	0	0	0	0	0	0	0	0	2
No answer	99	0	0	0	0	0	10	0	0	0	0	0	0	0	0	10
Not applicable (Punch 2 in ANGRYEV)	IAP	13626	354	7542	353	5907	9209	2817	2765	2812	4510	2023	2044	1974	2538	58474

REMARKS: Hand card CU contained responses 0-10.

IF PERSON OTHER THAN R MENTIONED, ASK QS. OTHRESP-LIKEOTH.

585. Think again about the situation that made you angry or annoyed. How responsible was the person/people who you were angry or annoyed at for the situation? Think of a scale where 0 means he/she was/were not at all responsible, while 10 means he/she/they was/were completely responsible.

HAND CARD CV

[VAR: OTHRESP]

<u>RESPONSE</u>	<u>PUNCH</u>	<u>YEAR</u>														
		<u>1972-82</u>	<u>1982B</u>	<u>1983-87</u>	<u>1987B</u>	<u>1988-91</u>	<u>1993-98</u>	<u>2000</u>	<u>2002</u>	<u>2004</u>	<u>2006</u>	<u>2008</u>	<u>2010</u>	<u>2012</u>	<u>2014</u>	<u>ALL</u>
0 - Not at all responsible	0	0	0	0	0	0	43	0	0	0	0	0	0	0	0	43
1	1	0	0	0	0	0	12	0	0	0	0	0	0	0	0	12
2	2	0	0	0	0	0	16	0	0	0	0	0	0	0	0	16
3	3	0	0	0	0	0	17	0	0	0	0	0	0	0	0	17
4	4	0	0	0	0	0	22	0	0	0	0	0	0	0	0	22
5	5	0	0	0	0	0	78	0	0	0	0	0	0	0	0	78
6	6	0	0	0	0	0	43	0	0	0	0	0	0	0	0	43
7	7	0	0	0	0	0	81	0	0	0	0	0	0	0	0	81
8	8	0	0	0	0	0	114	0	0	0	0	0	0	0	0	114
9	9	0	0	0	0	0	82	0	0	0	0	0	0	0	0	82
10 - Completely responsible	10	0	0	0	0	0	458	0	0	0	0	0	0	0	0	458
Don't know	98	0	0	0	0	0	0	0	0	0	0	0	0	0	0	0
No answer	99	0	0	0	0	0	30	0	0	0	0	0	0	0	0	30
Not applicable (Punch 2 in ANGRYEV or No persons besides R mentioned in MADAT1-MADAT23)	IAP	13626	354	7542	353	5907	9338	2817	2765	2812	4510	2023	2044	1974	2538	58603

REMARKS: Hand card CV contained responses 0-10. "No other persons besides R mentioned" essentially means only Punch 1 was given for MADAT22 and/or MADAT23 in the series of questions, MADAT1-MADAT23.

586. How responsible do YOU feel for the situation? Think of a scale where 0 means you were not at all responsible and 10 means you were totally responsible for what happened.

Hand Card CW

[VAR: SELFRESP]

RESPONSE	PUNCH	YEAR														
		<u>1972-82</u>	<u>1982B</u>	<u>1983-87</u>	<u>1987B</u>	<u>1988-91</u>	<u>1993-98</u>	<u>2000</u>	<u>2002</u>	<u>2004</u>	<u>2006</u>	<u>2008</u>	<u>2010</u>	<u>2012</u>	<u>2014</u>	<u>ALL</u>
0 - Not at all responsible	0	0	0	0	0	0	443	0	0	0	0	0	0	0	0	443
1	1	0	0	0	0	0	92	0	0	0	0	0	0	0	0	92
2	2	0	0	0	0	0	90	0	0	0	0	0	0	0	0	90
3	3	0	0	0	0	0	78	0	0	0	0	0	0	0	0	78
4	4	0	0	0	0	0	50	0	0	0	0	0	0	0	0	50
5	5	0	0	0	0	0	96	0	0	0	0	0	0	0	0	96
6	6	0	0	0	0	0	25	0	0	0	0	0	0	0	0	25
7	7	0	0	0	0	0	22	0	0	0	0	0	0	0	0	22
8	8	0	0	0	0	0	27	0	0	0	0	0	0	0	0	27
9	9	0	0	0	0	0	10	0	0	0	0	0	0	0	0	10
10 - Completely responsible	10	0	0	0	0	0	31	0	0	0	0	0	0	0	0	31
Don't know	98	0	0	0	0	0	0	0	0	0	0	0	0	0	0	0
No answer	99	0	0	0	0	0	32	0	0	0	0	0	0	0	0	32
Not applicable (Punch 2 in ANGRYEV or No persons besides R mentioned in MADAT1-MADAT23)	IAP	13626	354	7542	353	5907	9338	2817	2765	2812	4510	2023	2044	1974	2538	58603

REMARKS: Hand card CW contained responses 0-10. "No other persons besides R mentioned" essentially means only Punch 1 was given for MADAT22 and/or MADAT23 in the series of questions, MADAT1-MADAT23.

587. Thinking generally now, how much do you like or dislike the person/the people who made you angry or annoyed?
Do you:

[VAR: LIKEOTH]

<u>RESPONSE</u>	<u>PUNCH</u>	<u>YEAR</u>														
		<u>1972-82</u>	<u>1982B</u>	<u>1983-87</u>	<u>1987B</u>	<u>1988-91</u>	<u>1993-98</u>	<u>2000</u>	<u>2002</u>	<u>2004</u>	<u>2006</u>	<u>2008</u>	<u>2010</u>	<u>2012</u>	<u>2014</u>	<u>ALL</u>
Like him/her/them a great deal	1	0	0	0	0	0	301	0	0	0	0	0	0	0	0	301
Like him/her/them a little	2	0	0	0	0	0	108	0	0	0	0	0	0	0	0	108
Feel neutral toward him/her/them	3	0	0	0	0	0	255	0	0	0	0	0	0	0	0	255
Dislike him/her/them a little	4	0	0	0	0	0	92	0	0	0	0	0	0	0	0	92
Dislike him/her/them a lot	5	0	0	0	0	0	114	0	0	0	0	0	0	0	0	114
[If volunteered - love him/her/them	6	0	0	0	0	0	63	0	0	0	0	0	0	0	0	63
[If volunteered - don't know him/her/them	7	0	0	0	0	0	29	0	0	0	0	0	0	0	0	29
Don't know	8	0	0	0	0	0	1	0	0	0	0	0	0	0	0	1
No answer	9	0	0	0	0	0	33	0	0	0	0	0	0	0	0	33
Not applicable (Punch 2 in ANGRYEV or No persons besides R mentioned in MADAT1-MADAT23)	IAP	13626	354	7542	353	5907	9338	2817	2765	2812	4510	2023	2044	1974	2538	58603

REMARKS: "No other persons besides R mentioned" essentially means only Punch 1 was given for MADAT22 and/or MADAT23 in the series of questions, MADAT1-MADAT23.

IF FORM "X", ASK AMIMP-USUPSET
IF FORM "Y", GO TO CARPRIVT

588. How important is being an AMERICAN to you, where 0 is not at all important and 10 is the most important thing in your life

[VAR: AMIMP]

<u>RESPONSE</u>	<u>PUNCH</u>	<u>YEAR</u>														
		<u>1972-82</u>	<u>1982B</u>	<u>1983-87</u>	<u>1987B</u>	<u>1988-91</u>	<u>1993-98</u>	<u>2000</u>	<u>2002</u>	<u>2004</u>	<u>2006</u>	<u>2008</u>	<u>2010</u>	<u>2012</u>	<u>2014</u>	<u>ALL</u>
0 - Not at all important	0	0	0	0	0	0	11	0	0	0	0	0	0	0	0	11
1	1	0	0	0	0	0	5	0	0	0	0	0	0	0	0	5
2	2	0	0	0	0	0	7	0	0	0	0	0	0	0	0	7
3	3	0	0	0	0	0	8	0	0	0	0	0	0	0	0	8
4	4	0	0	0	0	0	13	0	0	0	0	0	0	0	0	13
5	5	0	0	0	0	0	67	0	0	0	0	0	0	0	0	67
6	6	0	0	0	0	0	31	0	0	0	0	0	0	0	0	31
7	7	0	0	0	0	0	67	0	0	0	0	0	0	0	0	67
8	8	0	0	0	0	0	98	0	0	0	0	0	0	0	0	98
9	9	0	0	0	0	0	68	0	0	0	0	0	0	0	0	68
10 - Most important in life	10	0	0	0	0	0	315	0	0	0	0	0	0	0	0	315
Don't know	98	0	0	0	0	0	5	0	0	0	0	0	0	0	0	5
No answer	99	0	0	0	0	0	10	0	0	0	0	0	0	0	0	10
Not applicable (Form 2)	IAP	13626	354	7542	353	5907	9629	2817	2765	2812	4510	2023	2044	1974	2538	58894

589. If you were no longer an AMERICAN, but were a citizen of another country living outside the United States, how much would it change what you do in a typical week? Would what you do in a typical week be:

[VAR: NOTAM]

RESPONSE	PUNCH	YEAR														
		1972-82	1982B	1983-87	1987B	1988-91	1993-98	2000	2002	2004	2006	2008	2010	2012	2014	ALL
Completely different	1	0	0	0	0	0	191	0	0	0	0	0	0	0	0	191
Quite different	2	0	0	0	0	0	123	0	0	0	0	0	0	0	0	123
Somewhat different	3	0	0	0	0	0	148	0	0	0	0	0	0	0	0	148
Just slightly different	4	0	0	0	0	0	68	0	0	0	0	0	0	0	0	68
Not at all different	5	0	0	0	0	0	81	0	0	0	0	0	0	0	0	81
I am a citizen of another country	6	0	0	0	0	0	13	0	0	0	0	0	0	0	0	13
Don't know	8	0	0	0	0	0	76	0	0	0	0	0	0	0	0	76
No answer	9	0	0	0	0	0	5	0	0	0	0	0	0	0	0	5
Not applicable (Form 2)	IAP	13626	354	7542	353	5907	9629	2817	2765	2812	4510	2023	2044	1974	2538	58894

590. Now I want to ask some questions about how you feel when you think about this country, the United States. When you think about the United States:

HAND CARD CX

A. How often do you feel WORRIED? Do you feel worried:

[VAR: USWORRY]

RESPONSE	PUNCH	YEAR														
		1972-82	1982B	1983-87	1987B	1988-91	1993-98	2000	2002	2004	2006	2008	2010	2012	2014	ALL
Always	1	0	0	0	0	0	34	0	0	0	0	0	0	0	0	34
Most of the time	2	0	0	0	0	0	97	0	0	0	0	0	0	0	0	97
Some of the time	3	0	0	0	0	0	355	0	0	0	0	0	0	0	0	355
Rarely	4	0	0	0	0	0	153	0	0	0	0	0	0	0	0	153
Never	5	0	0	0	0	0	61	0	0	0	0	0	0	0	0	61
Don't know	8	0	0	0	0	0	4	0	0	0	0	0	0	0	0	4
No answer	9	0	0	0	0	0	1	0	0	0	0	0	0	0	0	1
Not applicable (Form 2)	IAP	13626	354	7542	353	5907	9629	2817	2765	2812	4510	2023	2044	1974	2538	58894

B. When you think about the United States, how often do you feel SATISFIED? Do you feel satisfied:

[VAR: USSAT]

<u>RESPONSE</u>	<u>PUNCH</u>	<u>YEAR</u>														
		<u>1972-82</u>	<u>1982B</u>	<u>1983-87</u>	<u>1987B</u>	<u>1988-91</u>	<u>1993-98</u>	<u>2000</u>	<u>2002</u>	<u>2004</u>	<u>2006</u>	<u>2008</u>	<u>2010</u>	<u>2012</u>	<u>2014</u>	<u>ALL</u>
Always	1	0	0	0	0	0	55	0	0	0	0	0	0	0	0	55
Most of the time	2	0	0	0	0	0	274	0	0	0	0	0	0	0	0	274
Some of the time	3	0	0	0	0	0	287	0	0	0	0	0	0	0	0	287
Rarely	4	0	0	0	0	0	66	0	0	0	0	0	0	0	0	66
Never	5	0	0	0	0	0	15	0	0	0	0	0	0	0	0	15
Don't know	8	0	0	0	0	0	6	0	0	0	0	0	0	0	0	6
No answer	9	0	0	0	0	0	2	0	0	0	0	0	0	0	0	2
Not applicable (Form 2)	IAP	13626	354	7542	353	5907	9629	2817	2765	2812	4510	2023	2044	1974	2538	58894

C. When you think about the United States, how often do you feel FRUSTRATED? Do you feel frustrated:

[VAR: USFRUSTR]

<u>RESPONSE</u>	<u>PUNCH</u>	<u>YEAR</u>														
		<u>1972-82</u>	<u>1982B</u>	<u>1983-87</u>	<u>1987B</u>	<u>1988-91</u>	<u>1993-98</u>	<u>2000</u>	<u>2002</u>	<u>2004</u>	<u>2006</u>	<u>2008</u>	<u>2010</u>	<u>2012</u>	<u>2014</u>	<u>ALL</u>
Always	1	0	0	0	0	0	29	0	0	0	0	0	0	0	0	29
Most of the time	2	0	0	0	0	0	103	0	0	0	0	0	0	0	0	103
Some of the time	3	0	0	0	0	0	371	0	0	0	0	0	0	0	0	371
Rarely	4	0	0	0	0	0	141	0	0	0	0	0	0	0	0	141
Never	5	0	0	0	0	0	52	0	0	0	0	0	0	0	0	52
Don't know	8	0	0	0	0	0	7	0	0	0	0	0	0	0	0	7
No answer	9	0	0	0	0	0	2	0	0	0	0	0	0	0	0	2
Not applicable (Form 2)	IAP	13626	354	7542	353	5907	9629	2817	2765	2812	4510	2023	2044	1974	2538	58894

D. When you think about the United States, how often do you feel ENTHUSIASTIC? Do you feel enthusiastic:

[VAR: USENTHUS]

<u>RESPONSE</u>	<u>PUNCH</u>	<u>YEAR</u>														
		<u>1972-82</u>	<u>1982B</u>	<u>1983-87</u>	<u>1987B</u>	<u>1988-91</u>	<u>1993-98</u>	<u>2000</u>	<u>2002</u>	<u>2004</u>	<u>2006</u>	<u>2008</u>	<u>2010</u>	<u>2012</u>	<u>2014</u>	<u>ALL</u>
Always	1	0	0	0	0	0	76	0	0	0	0	0	0	0	0	76
Most of the time	2	0	0	0	0	0	185	0	0	0	0	0	0	0	0	185
Some of the time	3	0	0	0	0	0	292	0	0	0	0	0	0	0	0	292
Rarely	4	0	0	0	0	0	108	0	0	0	0	0	0	0	0	108
Never	5	0	0	0	0	0	31	0	0	0	0	0	0	0	0	31
Don't know	8	0	0	0	0	0	11	0	0	0	0	0	0	0	0	11
No answer	9	0	0	0	0	0	2	0	0	0	0	0	0	0	0	2
Not applicable (Form 2)	IAP	13626	354	7542	353	5907	9629	2817	2765	2812	4510	2023	2044	1974	2538	58894

E. When you think about the United States, how often do you feel ANGRY? Do you feel angry:

[VAR: USANGRY]

<u>RESPONSE</u>	<u>PUNCH</u>	<u>YEAR</u>														
		<u>1972-82</u>	<u>1982B</u>	<u>1983-87</u>	<u>1987B</u>	<u>1988-91</u>	<u>1993-98</u>	<u>2000</u>	<u>2002</u>	<u>2004</u>	<u>2006</u>	<u>2008</u>	<u>2010</u>	<u>2012</u>	<u>2014</u>	<u>ALL</u>
Always	1	0	0	0	0	0	10	0	0	0	0	0	0	0	0	10
Most of the time	2	0	0	0	0	0	41	0	0	0	0	0	0	0	0	41
Some of the time	3	0	0	0	0	0	299	0	0	0	0	0	0	0	0	299
Rarely	4	0	0	0	0	0	246	0	0	0	0	0	0	0	0	246
Never	5	0	0	0	0	0	99	0	0	0	0	0	0	0	0	99
Don't know	8	0	0	0	0	0	8	0	0	0	0	0	0	0	0	8
No answer	9	0	0	0	0	0	2	0	0	0	0	0	0	0	0	2
Not applicable (Form 2)	IAP	13626	354	7542	353	5907	9629	2817	2765	2812	4510	2023	2044	1974	2538	58894

F. When you think about the United States, how often do you feel HOPEFUL? Do you feel hopeful:

[VAR: USHOPEFL]

<u>RESPONSE</u>	<u>PUNCH</u>	<u>YEAR</u>														
		<u>1972-82</u>	<u>1982B</u>	<u>1983-87</u>	<u>1987B</u>	<u>1988-91</u>	<u>1993-98</u>	<u>2000</u>	<u>2002</u>	<u>2004</u>	<u>2006</u>	<u>2008</u>	<u>2010</u>	<u>2012</u>	<u>2014</u>	<u>ALL</u>
Always	1	0	0	0	0	0	148	0	0	0	0	0	0	0	0	148
Most of the time	2	0	0	0	0	0	238	0	0	0	0	0	0	0	0	238
Some of the time	3	0	0	0	0	0	241	0	0	0	0	0	0	0	0	241
Rarely	4	0	0	0	0	0	50	0	0	0	0	0	0	0	0	50
Never	5	0	0	0	0	0	15	0	0	0	0	0	0	0	0	15
Don't know	8	0	0	0	0	0	11	0	0	0	0	0	0	0	0	11
No answer	9	0	0	0	0	0	2	0	0	0	0	0	0	0	0	2
Not applicable (Form 2)	IAP	13626	354	7542	353	5907	9629	2817	2765	2812	4510	2023	2044	1974	2538	58894

G. When you think about the United States, how often do you feel UPSET? Do you feel upset:

[VAR: USUPSET]

<u>RESPONSE</u>	<u>PUNCH</u>	<u>YEAR</u>														
		<u>1972-82</u>	<u>1982B</u>	<u>1983-87</u>	<u>1987B</u>	<u>1988-91</u>	<u>1993-98</u>	<u>2000</u>	<u>2002</u>	<u>2004</u>	<u>2006</u>	<u>2008</u>	<u>2010</u>	<u>2012</u>	<u>2014</u>	<u>ALL</u>
Always	1	0	0	0	0	0	14	0	0	0	0	0	0	0	0	14
Most of the time	2	0	0	0	0	0	47	0	0	0	0	0	0	0	0	47
Some of the time	3	0	0	0	0	0	344	0	0	0	0	0	0	0	0	344
Rarely	4	0	0	0	0	0	214	0	0	0	0	0	0	0	0	214
Never	5	0	0	0	0	0	80	0	0	0	0	0	0	0	0	80
Don't know	8	0	0	0	0	0	5	0	0	0	0	0	0	0	0	5
No answer	9	0	0	0	0	0	1	0	0	0	0	0	0	0	0	1
Not applicable (Form 2)	IAP	13626	354	7542	353	5907	9629	2817	2765	2812	4510	2023	2044	1974	2538	58894

REMARKS: Hand card CX contained responses 1-5.

The 1996 Topical Module: Markets
(CARPRIVT-LAYOFFS, INEQUAL1, INEQUAL3, INEQUAL5, INEQUAL6, INCGAP)

IF FORM "X", ASK CARPRIVT-SATCAR.

IF FORM "Y", ASK EVBUYHME-SATHOME.

591. Have you purchased a used car from a private individual in the past five years?

[VAR: CARPRIVT]

<u>RESPONSE</u>	<u>PUNCH</u>	<u>YEAR</u>														
		<u>1972-82</u>	<u>1982B</u>	<u>1983-87</u>	<u>1987B</u>	<u>1988-91</u>	<u>1993-98</u>	<u>2000</u>	<u>2002</u>	<u>2004</u>	<u>2006</u>	<u>2008</u>	<u>2010</u>	<u>2012</u>	<u>2014</u>	<u>ALL</u>
Yes (GO TO RELPRIVT)	1	0	0	0	0	0	250	0	0	0	0	0	0	0	0	250
No (GO TO CARDEALR)	2	0	0	0	0	0	485	0	0	0	0	0	0	0	0	485
Don't know	8	0	0	0	0	0		0	0	0	0	0	0	0	0	0
No answer	9	0	0	0	0	0	1	0	0	0	0	0	0	0	0	1
Not applicable (Form 2)	IAP	13626	354	7542	353	5907	9598	2817	2765	2812	4510	2023	2044	1974	2538	58863

592. Which of the following best describes your relationship to the person who sold you the vehicle at the time of the purchase?

HAND CARD CY

[VAR: RELPRIVT]

<u>RESPONSE</u>	<u>PUNCH</u>	<u>YEAR</u>														
		<u>1972-82</u>	<u>1982B</u>	<u>1983-87</u>	<u>1987B</u>	<u>1988-91</u>	<u>1993-98</u>	<u>2000</u>	<u>2002</u>	<u>2004</u>	<u>2006</u>	<u>2008</u>	<u>2010</u>	<u>2012</u>	<u>2014</u>	<u>ALL</u>
A relative (including in-laws)	1	0	0	0	0	0	39	0	0	0	0	0	0	0	0	39
A friend or acquaintance	2	0	0	0	0	0	58	0	0	0	0	0	0	0	0	58
A friend of a friend or of a relative, or a relative of a friend	3	0	0	0	0	0	18	0	0	0	0	0	0	0	0	18
Not a friend, but someone with whom I had previous business dealings	4	0	0	0	0	0	16	0	0	0	0	0	0	0	0	16
No prior relationship	5	0	0	0	0	0	119	0	0	0	0	0	0	0	0	119
Don't know	8	0	0	0	0	0	0	0	0	0	0	0	0	0	0	0
No answer	9	0	0	0	0	0	1	0	0	0	0	0	0	0	0	1
Not applicable (Form 2 or Punch 2 in CARPRIVT)	IAP	13626	354	7542	353	5907	10083	2817	2765	2812	4510	2023	2044	1974	2538	59348

REMARKS: Hand Card CY contained responses 1-5.

593. Did the seller guarantee to pay for some or all unexpected repairs needed for some period after the sale (i.e., did the seller provide a warranty)?

[VAR: WARRNTYC]

<u>RESPONSE</u>	<u>PUNCH</u>	<u>YEAR</u>														
		<u>1972-82</u>	<u>1982B</u>	<u>1983-87</u>	<u>1987B</u>	<u>1988-91</u>	<u>1993-98</u>	<u>2000</u>	<u>2002</u>	<u>2004</u>	<u>2006</u>	<u>2008</u>	<u>2010</u>	<u>2012</u>	<u>2014</u>	<u>ALL</u>
Yes -- informal assurance, but no written warranty	1	0	0	0	0	0	11	0	0	0	0	0	0	0	0	11
Yes -- written guarantee	2	0	0	0	0	0	12	0	0	0	0	0	0	0	0	12
No	3	0	0	0	0	0	220	0	0	0	0	0	0	0	0	220
Don't know	8	0	0	0	0	0	5	0	0	0	0	0	0	0	0	5
No answer	9	0	0	0	0	0	3	0	0	0	0	0	0	0	0	3
Not applicable (Form 2 or Punch 2 in CARPRIVT)	IAP	13626	354	7542	353	5907	10083	2817	2765	2812	4510	2023	2044	1974	2538	59348

594. Have you purchased a car from a dealership in the past five years?

[VAR: CARDEALR]

<u>RESPONSE</u>	<u>PUNCH</u>	<u>YEAR</u>														
		<u>1972-82</u>	<u>1982B</u>	<u>1983-87</u>	<u>1987B</u>	<u>1988-91</u>	<u>1993-98</u>	<u>2000</u>	<u>2002</u>	<u>2004</u>	<u>2006</u>	<u>2008</u>	<u>2010</u>	<u>2012</u>	<u>2014</u>	<u>ALL</u>
Yes (GO TO NEWUSED)	1	0	0	0	0	0	399	0	0	0	0	0	0	0	0	399
No (GO TO LAWYER)	2	0	0	0	0	0	329	0	0	0	0	0	0	0	0	329
Don't know	8	0	0	0	0	0	0	0	0	0	0	0	0	0	0	0
No answer	9	0	0	0	0	0	8	0	0	0	0	0	0	0	0	8
Not applicable (Form 2)	IAP	13626	354	7542	353	5907	9598	2817	2765	2812	4510	2023	2044	1974	2538	58863

IF R HAS PURCHASED MORE THAN ONE CAR, REFER TO THE MOST RECENT PURCHASE.

595. Was the car new or used?

[VAR: NEWUSED]

<u>RESPONSE</u>	<u>PUNCH</u>	<u>YEAR</u>														
		<u>1972-82</u>	<u>1982B</u>	<u>1983-87</u>	<u>1987B</u>	<u>1988-91</u>	<u>1993-98</u>	<u>2000</u>	<u>2002</u>	<u>2004</u>	<u>2006</u>	<u>2008</u>	<u>2010</u>	<u>2012</u>	<u>2014</u>	<u>ALL</u>
New (GO TO CARBUYA)	1	0	0	0	0	0	209	0	0	0	0	0	0	0	0	209
Used (GO TO TYPDEALR)	2	0	0	0	0	0	191	0	0	0	0	0	0	0	0	191
Don't know	8	0	0	0	0	0	0	0	0	0	0	0	0	0	0	0
No answer	9	0	0	0	0	0	7	0	0	0	0	0	0	0	0	7
Not applicable (Form 2 or Punch 2 in CARDEALR)	IAP	13626	354	7542	353	5907	9927	2817	2765	2812	4510	2023	2044	1974	2538	59192

596. Was the agency a new car dealership or did it only sell used cars?

[VAR: TYPDEALR]

<u>RESPONSE</u>	<u>PUNCH</u>	<u>YEAR</u>														
		<u>1972-82</u>	<u>1982B</u>	<u>1983-87</u>	<u>1987B</u>	<u>1988-91</u>	<u>1993-98</u>	<u>2000</u>	<u>2002</u>	<u>2004</u>	<u>2006</u>	<u>2008</u>	<u>2010</u>	<u>2012</u>	<u>2014</u>	<u>ALL</u>
New car dealership	1	0	0	0	0	0	114	0	0	0	0	0	0	0	0	114
Used car dealership	2	0	0	0	0	0	72	0	0	0	0	0	0	0	0	72
Don't know	8	0	0	0	0	0	0	0	0	0	0	0	0	0	0	0
No answer	9	0	0	0	0	0	12	0	0	0	0	0	0	0	0	12
Not applicable (Form 2 or Punch 2 in CARDEALR or Punch 1 in NEWUSED)	IAP	13626	354	7542	353	5907	10136	2817	2765	2812	4510	2023	2044	1974	2538	59401

597. What made you think that this would be a good place to make your purchase? (Choose all that apply.)

HAND CARD CZ

A. My own previous knowledge of the place

[VAR: CARBUYA]

RESPONSE	PUNCH	YEAR														
		<u>1972-82</u>	<u>1982B</u>	<u>1983-87</u>	<u>1987B</u>	<u>1988-91</u>	<u>1993-98</u>	<u>2000</u>	<u>2002</u>	<u>2004</u>	<u>2006</u>	<u>2008</u>	<u>2010</u>	<u>2012</u>	<u>2014</u>	<u>ALL</u>
Yes	1	0	0	0	0	0	128	0	0	0	0	0	0	0	0	128
No	2	0	0	0	0	0	202	0	0	0	0	0	0	0	0	202
Don't know	8	0	0	0	0	0	1	0	0	0	0	0	0	0	0	1
No answer	9	0	0	0	0	0	76	0	0	0	0	0	0	0	0	76
Not applicable (Form 2 or Punch 2 in CARDEALR)	IAP	13626	354	7542	353	5907	9927	2817	2765	2812	4510	2,023	2044	1974	2538	59192

B. A friend or relative recommended them

[VAR: CARBUYB]

RESPONSE	PUNCH	YEAR														
		<u>1972-82</u>	<u>1982B</u>	<u>1983-87</u>	<u>1987B</u>	<u>1988-91</u>	<u>1993-98</u>	<u>2000</u>	<u>2002</u>	<u>2004</u>	<u>2006</u>	<u>2008</u>	<u>2010</u>	<u>2012</u>	<u>2014</u>	<u>ALL</u>
Yes	1	0	0	0	0	0	111	0	0	0	0	0	0	0	0	111
No	2	0	0	0	0	0	204	0	0	0	0	0	0	0	0	204
Don't know	8	0	0	0	0	0	1	0	0	0	0	0	0	0	0	1
No answer	9	0	0	0	0	0	91	0	0	0	0	0	0	0	0	91
Not applicable (Form 2 or Punch 2 in CARDEALR)	IAP	13626	354	7542	353	5907	9927	2817	2765	2812	4510	2023	2044	1974	2538	59192

C. An acquaintance recommended them

[VAR: CARBUYC]

RESPONSE	PUNCH	YEAR														
		<u>1972-82</u>	<u>1982B</u>	<u>1983-87</u>	<u>1987B</u>	<u>1988-91</u>	<u>1993-98</u>	<u>2000</u>	<u>2002</u>	<u>2004</u>	<u>2006</u>	<u>2008</u>	<u>2010</u>	<u>2012</u>	<u>2014</u>	<u>ALL</u>
Yes	1	0	0	0	0	0	38	0	0	0	0	0	0	0	0	38
No	2	0	0	0	0	0	267	0	0	0	0	0	0	0	0	267
Don't know	8	0	0	0	0	0	1	0	0	0	0	0	0	0	0	1
No answer	9	0	0	0	0	0	101	0	0	0	0	0	0	0	0	101
Not applicable (Form 2 or Punch 2 in CARDEALR)	IAP	13626	354	7542	353	5907	9927	2817	2765	2812	4510	2023	2044	1974	2538	59192

D. General reputation in the community

[VAR: CARBUYD]

<u>RESPONSE</u>	<u>PUNCH</u>	<u>YEAR</u>														
		<u>1972-82</u>	<u>1982B</u>	<u>1983-87</u>	<u>1987B</u>	<u>1988-91</u>	<u>1993-98</u>	<u>2000</u>	<u>2002</u>	<u>2004</u>	<u>2006</u>	<u>2008</u>	<u>2010</u>	<u>2012</u>	<u>2014</u>	<u>ALL</u>
Yes	1	0	0	0	0	0	107	0	0	0	0	0	0	0	0	107
No	2	0	0	0	0	0	209	0	0	0	0	0	0	0	0	209
Don't know	8	0	0	0	0	0	1	0	0	0	0	0	0	0	0	1
No answer	9	0	0	0	0	0	90	0	0	0	0	0	0	0	0	90
Not applicable (Form 2 or Punch 2 in CARDEALR)	IAP	13626	354	7542	353	5907	9927	2817	2765	2812	4510	2023	2044	1974	2538	59192

E. I saw their advertisement

[VAR: CARBUYE]

<u>RESPONSE</u>	<u>PUNCH</u>	<u>YEAR</u>														
		<u>1972-82</u>	<u>1982B</u>	<u>1983-87</u>	<u>1987B</u>	<u>1988-91</u>	<u>1993-98</u>	<u>2000</u>	<u>2002</u>	<u>2004</u>	<u>2006</u>	<u>2008</u>	<u>2010</u>	<u>2012</u>	<u>2014</u>	<u>ALL</u>
Yes	1	0	0	0	0	0	79	0	0	0	0	0	0	0	0	79
No	2	0	0	0	0	0	226	0	0	0	0	0	0	0	0	226
Don't know	8	0	0	0	0	0	1	0	0	0	0	0	0	0	0	1
No answer	9	0	0	0	0	0	101	0	0	0	0	0	0	0	0	101
Not applicable (Form 2 or Punch 2 in CARDEALR)	IAP	13626	354	7542	353	5907	9927	2817	2765	2812	4510	2023	2044	1974	2538	59192

F. I searched for the best price

[VAR: CARBUYF]

<u>RESPONSE</u>	<u>PUNCH</u>	<u>YEAR</u>														
		<u>1972-82</u>	<u>1982B</u>	<u>1983-87</u>	<u>1987B</u>	<u>1988-91</u>	<u>1993-98</u>	<u>2000</u>	<u>2002</u>	<u>2004</u>	<u>2006</u>	<u>2008</u>	<u>2010</u>	<u>2012</u>	<u>2014</u>	<u>ALL</u>
Yes	1	0	0	0	0	0	168	0	0	0	0	0	0	0	0	168
No	2	0	0	0	0	0	166	0	0	0	0	0	0	0	0	166
Don't know	8	0	0	0	0	0	1	0	0	0	0	0	0	0	0	1
No answer	9	0	0	0	0	0	72	0	0	0	0	0	0	0	0	72
Not applicable (Form 2 or Punch 2 in CARDEALR)	IAP	13626	354	7542	353	5907	9927	2817	2765	2812	4510	2023	2044	1974	2538	59192

G. Convenience

[VAR: CARBUYG]

<u>RESPONSE</u>	<u>PUNCH</u>	<u>YEAR</u>														
		<u>1972-82</u>	<u>1982B</u>	<u>1983-87</u>	<u>1987B</u>	<u>1988-91</u>	<u>1993-98</u>	<u>2000</u>	<u>2002</u>	<u>2004</u>	<u>2006</u>	<u>2008</u>	<u>2010</u>	<u>2012</u>	<u>2014</u>	<u>ALL</u>
Yes	1	0	0	0	0	0	121	0	0	0	0	0	0	0	0	121
No	2	0	0	0	0	0	203	0	0	0	0	0	0	0	0	203
Don't know	8	0	0	0	0	0	1	0	0	0	0	0	0	0	0	1
No answer	9	0	0	0	0	0	82	0	0	0	0	0	0	0	0	82
Not applicable (Form 2 or Punch 2 in CARDEALR)	IAP	13626	354	7542	353	5907	9927	2817	2765	2812	4510	2023	2044	1974	2538	59192

IF R CHOOSES MORE THAN ONE REASON:

What was the most important reason? (RECORD LETTER A-G FROM ABOVE)

H. MOST IMPORTANT REASON FROM ABOVE

[VAR: CARBUY1]

<u>RESPONSE</u>	<u>PUNCH</u>	<u>YEAR</u>														
		<u>1972-82</u>	<u>1982B</u>	<u>1983-87</u>	<u>1987B</u>	<u>1988-91</u>	<u>1993-98</u>	<u>2000</u>	<u>2002</u>	<u>2004</u>	<u>2006</u>	<u>2008</u>	<u>2010</u>	<u>2012</u>	<u>2014</u>	<u>ALL</u>
A	1	0	0	0	0	0	35	0	0	0	0	0	0	0	0	35
B	2	0	0	0	0	0	23	0	0	0	0	0	0	0	0	23
C	3	0	0	0	0	0	5	0	0	0	0	0	0	0	0	5
D	4	0	0	0	0	0	20	0	0	0	0	0	0	0	0	20
E	5	0	0	0	0	0	10	0	0	0	0	0	0	0	0	10
F	6	0	0	0	0	0	76	0	0	0	0	0	0	0	0	76
G	7	0	0	0	0	0	17	0	0	0	0	0	0	0	0	17
Don't know	8	0	0	0	0	0	0	0	0	0	0	0	0	0	0	0
No answer	9	0	0	0	0	0	7	0	0	0	0	0	0	0	0	7
Not applicable (Form 2 or Punch 2 in CARDEALR or not more than 1 reason chosen)	IAP	13626	354	7542	353	5907	10141	2817	2765	2812	4510	2023	2044	1974	2538	59406

REMARKS: Hand card CZ contained question prompts A-G.

598. Which of the following best describes your relationship to the salesperson from whom you purchased the car or to the owner of the auto dealership. Please indicate what your closest relationship was.

HAND CARD DA

[VAR: RELDEALR]

RESPONSE	PUNCH	YEAR														
		<u>1972-82</u>	<u>1982B</u>	<u>1983-87</u>	<u>1987B</u>	<u>1988-91</u>	<u>1993-98</u>	<u>2000</u>	<u>2002</u>	<u>2004</u>	<u>2006</u>	<u>2008</u>	<u>2010</u>	<u>2012</u>	<u>2014</u>	<u>ALL</u>
A relative (including in-laws)	1	0	0	0	0	0	9	0	0	0	0	0	0	0	0	9
A friend or acquaintance	2	0	0	0	0	0	45	0	0	0	0	0	0	0	0	45
A friend of a friend or relative, or a relative of a friend	3	0	0	0	0	0	22	0	0	0	0	0	0	0	0	22
Not a friend, but someone with whom I had previous business dealings	4	0	0	0	0	0	41	0	0	0	0	0	0	0	0	41
No prior relationship	5	0	0	0	0	0	279	0	0	0	0	0	0	0	0	279
Don't know	8	0	0	0	0	0		0	0	0	0	0	0	0	0	0
No answer	9	0	0	0	0	0	11	0	0	0	0	0	0	0	0	11
Not applicable (Form 2 or Punch 2 in CARDEALR)	IAP	13626	354	7542	353	5907	9927	2817	2765	2812	4510	2023	2044	1974	2538	59192

REMARKS: Hand card DA contained responses 1-5.

599. How satisfied are you with your purchase?

[VAR: SATCAR]

RESPONSE	PUNCH	YEAR														
		<u>1972-82</u>	<u>1982B</u>	<u>1983-87</u>	<u>1987B</u>	<u>1988-91</u>	<u>1993-98</u>	<u>2000</u>	<u>2002</u>	<u>2004</u>	<u>2006</u>	<u>2008</u>	<u>2010</u>	<u>2012</u>	<u>2014</u>	<u>ALL</u>
Not too satisfied	1	0	0	0	0	0	36	0	0	0	0	0	0	0	0	36
Pretty satisfied	2	0	0	0	0	0	157	0	0	0	0	0	0	0	0	157
Extremely satisfied	3	0	0	0	0	0	203	0	0	0	0	0	0	0	0	203
Don't know	8	0	0	0	0	0	1	0	0	0	0	0	0	0	0	1
No answer	9	0	0	0	0	0	10	0	0	0	0	0	0	0	0	10
Not applicable (Form 2 or Punch 2 in CARDEALR)	IAP	13626	354	7542	353	5907	9927	2817	2765	2812	4510	2023	2044	1974	2538	59192

IF FORM "Y", ASK EVBUYHME-SATHOME. IF FORM "X", GO TO LAWYER.

600. Have you ever purchased a home (including a condominium or mobile home)?

[VAR: EVBUYHME]

<u>RESPONSE</u>	<u>PUNCH</u>	<u>YEAR</u>														
		<u>1972-82</u>	<u>1982B</u>	<u>1983-87</u>	<u>1987B</u>	<u>1988-91</u>	<u>1993-98</u>	<u>2000</u>	<u>2002</u>	<u>2004</u>	<u>2006</u>	<u>2008</u>	<u>2010</u>	<u>2012</u>	<u>2014</u>	<u>ALL</u>
Yes (GO TO HOMEYEAR)	1	0	0	0	0	0	453	0	0	0	0	0	0	0	0	453
No (GO TO LAWYER)	2	0	0	0	0	0	255	0	0	0	0	0	0	0	0	255
Don't know	8	0	0	0	0	0	0	0	0	0	0	0	0	0	0	0
No answer	9	0	0	0	0	0	0	0	0	0	0	0	0	0	0	0
Not applicable (Form 1)	IAP	13626	354	7542	353	5907	9626	2817	2765	2812	4510	2023	2044	1974	2538	58891

601. Tell me about the most recent home you have purchased. When did you buy this home?

[VAR: HOMEYEAR]

<u>RESPONSE</u>	<u>PUNCH</u>	<u>YEAR</u>														
		<u>1972-82</u>	<u>1982B</u>	<u>1983-87</u>	<u>1987B</u>	<u>1988-91</u>	<u>1993-98</u>	<u>2000</u>	<u>2002</u>	<u>2004</u>	<u>2006</u>	<u>2008</u>	<u>2010</u>	<u>2012</u>	<u>2014</u>	<u>ALL</u>
1901-1939	01-39	0	0	0	0	0	0	0	0	0	0	0	0	0	0	0
1940-1949	40-49	0	0	0	0	0	9	0	0	0	0	0	0	0	0	9
1950-1959	50-59	0	0	0	0	0	14	0	0	0	0	0	0	0	0	14
1960-1969	60-69	0	0	0	0	0	30	0	0	0	0	0	0	0	0	30
1970-1979	70-79	0	0	0	0	0	64	0	0	0	0	0	0	0	0	64
1980-1989	80-89	0	0	0	0	0	134	0	0	0	0	0	0	0	0	134
1990-1996	90-96	0	0	0	0	0	200	0	0	0	0	0	0	0	0	200
Don't know	98	0	0	0	0	0	0	0	0	0	0	0	0	0	0	0
No answer	99	0	0	0	0	0	2	0	0	0	0	0	0	0	0	2
Not applicable (Form 1 or Punch 2 in EVBUYHME)	IAP	13626	354	7542	353	5907	9881	2817	2765	2812	4510	2023	2044	1974	2538	59146

602. How did you learn about the availability of the home you purchased?

HAND CARD DB

[VAR: LEARNHME]

<u>RESPONSE</u>	<u>PUNCH</u>	<u>YEAR</u>														
		<u>1972-82</u>	<u>1982B</u>	<u>1983-87</u>	<u>1987B</u>	<u>1988-91</u>	<u>1993-98</u>	<u>2000</u>	<u>2002</u>	<u>2004</u>	<u>2006</u>	<u>2008</u>	<u>2010</u>	<u>2012</u>	<u>2014</u>	<u>ALL</u>
From a relative (including in-laws)	1	0	0	0	0	0	49	0	0	0	0	0	0	0	0	49
A friend or acquaintance	2	0	0	0	0	0	63	0	0	0	0	0	0	0	0	63
A friend of a friend or relative, or a relative of a friend	3	0	0	0	0	0	13	0	0	0	0	0	0	0	0	13
From an advertisement or sign	4	0	0	0	0	0	116	0	0	0	0	0	0	0	0	116
From a real estate agent	5	0	0	0	0	0	146	0	0	0	0	0	0	0	0	146
I built it myself	6	0	0	0	0	0	57	0	0	0	0	0	0	0	0	57
Don't know	8	0	0	0	0	0	0	0	0	0	0	0	0	0	0	0
No answer	9	0	0	0	0	0	9	0	0	0	0	0	0	0	0	9
Not applicable (Form 1 or Punch 2 in EVBUYHME)	IAP	13626	354	7542	353	5907	9881	2817	2765	2812	4510	2023	2044	1974	2538	59146

REMARKS: Hand card DB contained responses 1-6.

603. Was the home new or previously owned?

[VAR: NEWOWNED]

<u>RESPONSE</u>	<u>PUNCH</u>	<u>YEAR</u>														
		<u>1972-82</u>	<u>1982B</u>	<u>1983-87</u>	<u>1987B</u>	<u>1988-91</u>	<u>1993-98</u>	<u>2000</u>	<u>2002</u>	<u>2004</u>	<u>2006</u>	<u>2008</u>	<u>2010</u>	<u>2012</u>	<u>2014</u>	<u>ALL</u>
New (GO TO WHOSOLD)	1	0	0	0	0	0	134	0	0	0	0	0	0	0	0	134
Previously owned (GO TO RELHOME)	2	0	0	0	0	0	318	0	0	0	0	0	0	0	0	318
Don't know	8	0	0	0	0	0	0	0	0	0	0	0	0	0	0	0
No answer	9	0	0	0	0	0	1	0	0	0	0	0	0	0	0	1
Not applicable (Form 1 or Punch 2 in EVBUYHME)	IAP	13626	354	7542	353	5907	9881	2817	2765	2812	4510	2023	2044	1974	2538	59146

604. Which of the following best describes your relationship to the previous owner of the home you purchased?

HAND CARD DC

[VAR: RELHOME]

RESPONSE	PUNCH	YEAR														
		<u>1972-82</u>	<u>1982B</u>	<u>1983-87</u>	<u>1987B</u>	<u>1988-91</u>	<u>1993-98</u>	<u>2000</u>	<u>2002</u>	<u>2004</u>	<u>2006</u>	<u>2008</u>	<u>2010</u>	<u>2012</u>	<u>2014</u>	<u>ALL</u>
A relative (including in-laws)	1	0	0	0	0	0	22	0	0	0	0	0	0	0	0	22
A friend or acquaintance	2	0	0	0	0	0	31	0	0	0	0	0	0	0	0	31
A friend of a friend or relative, or a relative of a friend	3	0	0	0	0	0	12	0	0	0	0	0	0	0	0	12
Not a friend, but someone with whom I had previous business dealings	4	0	0	0	0	0	9	0	0	0	0	0	0	0	0	9
No prior relationship	5	0	0	0	0	0	244	0	0	0	0	0	0	0	0	244
Don't know	8	0	0	0	0	0	0	0	0	0	0	0	0	0	0	0
No answer	9	0	0	0	0	0	2	0	0	0	0	0	0	0	0	2
Not applicable (Form 1 or Punch 2 in EVBUYHME or Punch 1 in NEWOWNED)	IAP	13626	354	7542	353	5907	10014	2817	2765	2812	4510	2023	2044	1974	2538	59279

REMARKS: Hand card DC contained responses 1-5.

605. Which of the following best describes your purchase? READ CATEGORIES BELOW.

[VAR: WHOSOLD]

<u>RESPONSE</u>	<u>PUNCH</u>	<u>YEAR</u>														
		<u>1972-82</u>	<u>1982B</u>	<u>1983-87</u>	<u>1987B</u>	<u>1988-91</u>	<u>1993-98</u>	<u>2000</u>	<u>2002</u>	<u>2004</u>	<u>2006</u>	<u>2008</u>	<u>2010</u>	<u>2012</u>	<u>2014</u>	<u>ALL</u>
Purchased directly from builder, no agent (GO TO WARRNTYH)	1	0	0	0	0	0	61	0	0	0	0	0	0	0	0	61
Purchased directly from previous owner, no agent (GO TO WARRNTYH)	2	0	0	0	0	0	102	0	0	0	0	0	0	0	0	102
Purchased through a real estate agent (GO TO REALTORA)	3	0	0	0	0	0	218	0	0	0	0	0	0	0	0	218
Other (GO TO SATHOME)	4	0	0	0	0	0	72	0	0	0	0	0	0	0	0	72
Don't know	8	0	0	0	0	0	0	0	0	0	0	0	0	0	0	0
No answer	9	0	0	0	0	0	0	0	0	0	0	0	0	0	0	0
Not applicable (Form 1 or Punch 2 in EVBUYHME)	IAP	13626	354	7542	353	5907	9881	2817	2765	2812	4510	2023	2044	1974	2538	59146

606. What made you choose the realtor with whom you worked? (Choose all that apply.)

HAND CARD DD

A. My own previous knowledge of the realtor/agency.

[VAR: REALTORA]

<u>RESPONSE</u>	<u>PUNCH</u>	<u>YEAR</u>														
		<u>1972-82</u>	<u>1982B</u>	<u>1983-87</u>	<u>1987B</u>	<u>1988-91</u>	<u>1993-98</u>	<u>2000</u>	<u>2002</u>	<u>2004</u>	<u>2006</u>	<u>2008</u>	<u>2010</u>	<u>2012</u>	<u>2014</u>	<u>ALL</u>
Yes	1	0	0	0	0	0	51	0	0	0	0	0	0	0	0	51
No	2	0	0	0	0	0	114	0	0	0	0	0	0	0	0	114
Don't know	8	0	0	0	0	0	2	0	0	0	0	0	0	0	0	2
No answer	9	0	0	0	0	0	51	0	0	0	0	0	0	0	0	51
Not applicable (Form 1 or Punch 2 in EVBUYHME or PUNCHES 1-2, 4 in WHOSOLD)	IAP	13626	354	7542	353	5907	10116	2817	2765	2812	4510	2023	2044	1974	2538	59381

B. A friend or relative recommended them.

[VAR: REALTORB]

<u>RESPONSE</u>	<u>PUNCH</u>	<u>YEAR</u>														
		<u>1972-82</u>	<u>1982B</u>	<u>1983-87</u>	<u>1987B</u>	<u>1988-91</u>	<u>1993-98</u>	<u>2000</u>	<u>2002</u>	<u>2004</u>	<u>2006</u>	<u>2008</u>	<u>2010</u>	<u>2012</u>	<u>2014</u>	<u>ALL</u>
Yes	1	0	0	0	0	0	68	0	0	0	0	0	0	0	0	68
No	2	0	0	0	0	0	114	0	0	0	0	0	0	0	0	114
Don't know	8	0	0	0	0	0	2	0	0	0	0	0	0	0	0	2
No answer	9	0	0	0	0	0	34	0	0	0	0	0	0	0	0	34
Not applicable (Form 1 or Punch 2 in EVBUYHME or Punches 1-2, 4 in WHOSOLD)	IAP	13626	354	7542	353	5907	10116	2817	2765	2812	4510	2023	2044	1974	2538	59381

C. An acquaintance recommended them.

[VAR: REALTORC]

<u>RESPONSE</u>	<u>PUNCH</u>	<u>YEAR</u>														
		<u>1972-82</u>	<u>1982B</u>	<u>1983-87</u>	<u>1987B</u>	<u>1988-91</u>	<u>1993-98</u>	<u>2000</u>	<u>2002</u>	<u>2004</u>	<u>2006</u>	<u>2008</u>	<u>2010</u>	<u>2012</u>	<u>2014</u>	<u>ALL</u>
Yes	1	0	0	0	0	0	12	0	0	0	0	0	0	0	0	12
No	2	0	0	0	0	0	150	0	0	0	0	0	0	0	0	150
Don't know	8	0	0	0	0	0	2	0	0	0	0	0	0	0	0	2
No answer	9	0	0	0	0	0	54	0	0	0	0	0	0	0	0	54
Not applicable (Form 1 or Punch 2 in EVBUYHME or Punches 1-2, 4 in WHOSOLD)	IAP	13626	354	7542	353	5907	10116	2817	2765	2812	4510	2023	2044	1974	2538	59381

D. General reputation in the community.

[VAR: REALTORD]

<u>RESPONSE</u>	<u>PUNCH</u>	<u>YEAR</u>														
		<u>1972-82</u>	<u>1982B</u>	<u>1983-87</u>	<u>1987B</u>	<u>1988-91</u>	<u>1993-98</u>	<u>2000</u>	<u>2002</u>	<u>2004</u>	<u>2006</u>	<u>2008</u>	<u>2010</u>	<u>2012</u>	<u>2014</u>	<u>ALL</u>
Yes	1	0	0	0	0	0	24	0	0	0	0	0	0	0	0	24
No	2	0	0	0	0	0	138	0	0	0	0	0	0	0	0	138
Don't know	8	0	0	0	0	0	2	0	0	0	0	0	0	0	0	2
No answer	9	0	0	0	0	0	54	0	0	0	0	0	0	0	0	54
Not applicable (Form 1 or Punch 2 in EVBUYHME or Punches 1-2, 4 in WHOSOLD)	IAP	13626	354	7542	353	5907	10116	2817	2765	2812	4510	2023	2044	1974	2538	59381

E. I saw their advertisement.

[VAR: REALTORE]

<u>RESPONSE</u>	<u>PUNCH</u>	<u>YEAR</u>														
		<u>1972-82</u>	<u>1982B</u>	<u>1983-87</u>	<u>1987B</u>	<u>1988-91</u>	<u>1993-98</u>	<u>2000</u>	<u>2002</u>	<u>2004</u>	<u>2006</u>	<u>2008</u>	<u>2010</u>	<u>2012</u>	<u>2014</u>	<u>ALL</u>
Yes	1	0	0	0	0	0	72	0	0	0	0	0	0	0	0	72
No	2	0	0	0	0	0	106	0	0	0	0	0	0	0	0	106
Don't know	8	0	0	0	0	0	2	0	0	0	0	0	0	0	0	2
No answer	9	0	0	0	0	0	38	0	0	0	0	0	0	0	0	38
Not applicable (Form 1 or Punch 2 in EVBUYHME or Punches 1-2, 4 in WHOSOLD)	IAP	13626	354	7542	353	5907	10116	2817	2765	2812	4510	2023	2044	1974	2538	59381

F. Convenience.

[VAR: REALTORF]

RESPONSE	PUNCH	YEAR														
		1972-82	1982B	1983-87	1987B	1988-91	1993-98	2000	2002	2004	2006	2008	2010	2012	2014	ALL
Yes	1	0	0	0	0	0	53	0	0	0	0	0	0	0	0	53
No	2	0	0	0	0	0	112	0	0	0	0	0	0	0	0	112
Don't know	8	0	0	0	0	0	2	0	0	0	0	0	0	0	0	2
No answer	9	0	0	0	0	0	51	0	0	0	0	0	0	0	0	51
Not applicable (Form 1 or Punch 2 in EVBUYHME or Punches 1-2, 4 in WHOSOLD)	IAP	13626	354	7542	353	5907	10116	2817	2765	2812	4510	2023	2044	1974	2538	59381

IF R CHOOSES MORE THAN ONE REASON:

What was the most important reason?

G. MOST IMPORTANT REASON FROM ABOVE

[VAR: REALTOR1]

RESPONSE	PUNCH	YEAR														
		1972-82	1982B	1983-87	1987B	1988-91	1993-98	2000	2002	2004	2006	2008	2010	2012	2014	ALL
A	1	0	0	0	0	0	17	0	0	0	0	0	0	0	0	17
B	2	0	0	0	0	0	7	0	0	0	0	0	0	0	0	7
C	3	0	0	0	0	0	1	0	0	0	0	0	0	0	0	1
D	4	0	0	0	0	0	5	0	0	0	0	0	0	0	0	5
E	5	0	0	0	0	0	5	0	0	0	0	0	0	0	0	5
F	6	0	0	0	0	0	5	0	0	0	0	0	0	0	0	5
Don't know	8	0	0	0	0	0	0	0	0	0	0	0	0	0	0	0
No answer	9	0	0	0	0	0	0	0	0	0	0	0	0	0	0	0
Not applicable (Form 1 or Punch 2 in EVBUYHME or Punches 1-2, 4 in WHOSOLD or not more than 1 reason mentioned)	IAP	13626	354	7542	353	5907	10294	2817	2765	2812	4510	2023	2044	1974	2538	59559

REMARKS: Hand card DD contained question probes A-F.

607. Which of the following best describes your relationship to the real estate agent with whom you worked in your purchase of the home or to the owner of the real estate agency? Please indicate what your closest relationship was.

HAND CARD DE

[VAR: RELAGENT]

RESPONSE	PUNCH	YEAR														
		1972-82	1982B	1983-87	1987B	1988-91	1993-98	2000	2002	2004	2006	2008	2010	2012	2014	ALL
A relative (including in-laws)	1	0	0	0	0	0	10	0	0	0	0	0	0	0	0	10
A friend or acquaintance	2	0	0	0	0	0	35	0	0	0	0	0	0	0	0	35
A friend of a friend or relative, or a relative of a friend	3	0	0	0	0	0	15	0	0	0	0	0	0	0	0	15
Not a friend, but someone with whom I had previous business dealings	4	0	0	0	0	0	14	0	0	0	0	0	0	0	0	14
No prior relationship	5	0	0	0	0	0	144	0	0	0	0	0	0	0	0	144
Don't know	8	0	0	0	0	0	0	0	0	0	0	0	0	0	0	0
No answer	9	0	0	0	0	0	0	0	0	0	0	0	0	0	0	0
Not applicable (Form 1 or Punch 2 in EVBUYHME or PUNCHES 1-2, 4 in WHOSOLD)	IAP	13626	354	7542	353	5907	10116	2817	2765	2812	4510	2023	2044	1974	2538	59381

REMARKS: Hand Card DE contained responses 1-5.

608. Did the seller guarantee to pay for some or all unexpected repairs needed for some period after the sale (i.e., did the seller provide a formal or informal warranty)?

[VAR: WARRNTYH]

RESPONSE	PUNCH	YEAR														
		1972-82	1982B	1983-87	1987B	1988-91	1993-98	2000	2002	2004	2006	2008	2010	2012	2014	ALL
Yes -- informal assurance, but no written guarantee	1	0	0	0	0	0	39	0	0	0	0	0	0	0	0	39
Yes -- written guarantee	2	0	0	0	0	0	109	0	0	0	0	0	0	0	0	109
No	3	0	0	0	0	0	272	0	0	0	0	0	0	0	0	272
Don't know	8	0	0	0	0	0	23	0	0	0	0	0	0	0	0	23
No answer	9	0	0	0	0	0	10	0	0	0	0	0	0	0	0	10
Not applicable (Form 1 or Punch 2 in EVBUYHME)	IAP	13626	354	7542	353	5907	9881	2817	2765	2812	4510	2023	2044	1974	2538	59146

609. How satisfied are you with your purchase? READ CATEGORIES BELOW.

[VAR: SATHOME]

<u>RESPONSE</u>	<u>PUNCH</u>	<u>YEAR</u>														
		<u>1972-82</u>	<u>1982B</u>	<u>1983-87</u>	<u>1987B</u>	<u>1988-91</u>	<u>1993-98</u>	<u>2000</u>	<u>2002</u>	<u>2004</u>	<u>2006</u>	<u>2008</u>	<u>2010</u>	<u>2012</u>	<u>2014</u>	<u>ALL</u>
Not too satisfied	1	0	0	0	0	0	21	0	0	0	0	0	0	0	21	
Pretty satisfied	2	0	0	0	0	0	208	0	0	0	0	0	0	0	208	
Extremely satisfied	3	0	0	0	0	0	219	0	0	0	0	0	0	0	219	
Don't know	8	0	0	0	0	0	1	0	0	0	0	0	0	0	1	
No answer	9	0	0	0	0	0	4	0	0	0	0	0	0	0	4	
Not applicable (Form 1 or Punch 2 in EVBUYHME)	IAP	13626	354	7542	353	5907	9881	2817	2765	2812	4510	2023	2044	1974	2538	59146

REMARKS: See Appendix N.

610. Have you hired a lawyer for any legal work in the past ten years?

[VAR: LAWYER]

<u>RESPONSE</u>	<u>PUNCH</u>	<u>YEAR</u>														
		<u>1972-82</u>	<u>1982B</u>	<u>1983-87</u>	<u>1987B</u>	<u>1988-91</u>	<u>1993-98</u>	<u>2000</u>	<u>2002</u>	<u>2004</u>	<u>2006</u>	<u>2008</u>	<u>2010</u>	<u>2012</u>	<u>2014</u>	<u>ALL</u>
Yes (GO TO LAWYERA)	1	0	0	0	0	0	650	0	0	0	0	0	0	0	650	
No (GO TO FIXHOME)	2	0	0	0	0	0	794	0	0	0	0	0	0	0	794	
Don't know	8	0	0	0	0	0	0	0	0	0	0	0	0	0	0	
No answer	9	0	0	0	0	0	0	0	0	0	0	0	0	0	0	
Not applicable	IAP	13626	354	7542	353	5907	8890	2817	2765	2812	4510	2023	2044	1974	2538	58155

611. Think about the most recent time you hired a lawyer. What made you choose this law firm or attorney? (Choose all that apply)

A. My own previous knowledge of the firm or attorney.

HAND CARD DF

[VAR: LAWYERA]

<u>RESPONSE</u>	<u>PUNCH</u>	<u>YEAR</u>														
		<u>1972-82</u>	<u>1982B</u>	<u>1983-87</u>	<u>1987B</u>	<u>1988-91</u>	<u>1993-98</u>	<u>2000</u>	<u>2002</u>	<u>2004</u>	<u>2006</u>	<u>2008</u>	<u>2010</u>	<u>2012</u>	<u>2014</u>	<u>ALL</u>
Yes	1	0	0	0	0	0	197	0	0	0	0	0	0	0	0	197
No	2	0	0	0	0	0	342	0	0	0	0	0	0	0	0	342
Don't know	8	0	0	0	0	0	1	0	0	0	0	0	0	0	0	1
No answer	9	0	0	0	0	0	110	0	0	0	0	0	0	0	0	110
Not applicable (Punch 2 in LAWYER)	IAP	13626	354	7542	353	5907	9684	2817	2765	2812	4510	2023	2044	1974	2538	58949

B. A friend or relative recommended them.

[VAR: LAWYERB]

<u>RESPONSE</u>	<u>PUNCH</u>	<u>YEAR</u>														
		<u>1972-82</u>	<u>1982B</u>	<u>1983-87</u>	<u>1987B</u>	<u>1988-91</u>	<u>1993-98</u>	<u>2000</u>	<u>2002</u>	<u>2004</u>	<u>2006</u>	<u>2008</u>	<u>2010</u>	<u>2012</u>	<u>2014</u>	<u>ALL</u>
Yes	1	0	0	0	0	0	279	0	0	0	0	0	0	0	0	279
No	2	0	0	0	0	0	270	0	0	0	0	0	0	0	0	270
Don't know	8	0	0	0	0	0	1	0	0	0	0	0	0	0	0	1
No answer	9	0	0	0	0	0	100	0	0	0	0	0	0	0	0	100
Not applicable (Punch 2 in LAWYER)	IAP	13626	354	7542	353	5907	9684	2817	2765	2812	4510	2023	2044	1974	2538	58949

C. An acquaintance recommended them.

[VAR: LAWYERC]

<u>RESPONSE</u>	<u>PUNCH</u>	<u>YEAR</u>														
		<u>1972-82</u>	<u>1982B</u>	<u>1983-87</u>	<u>1987B</u>	<u>1988-91</u>	<u>1993-98</u>	<u>2000</u>	<u>2002</u>	<u>2004</u>	<u>2006</u>	<u>2008</u>	<u>2010</u>	<u>2012</u>	<u>2014</u>	<u>ALL</u>
Yes	1	0	0	0	0	0	112	0	0	0	0	0	0	0	0	112
No	2	0	0	0	0	0	404	0	0	0	0	0	0	0	0	404
Don't know	8	0	0	0	0	0	1	0	0	0	0	0	0	0	0	1
No answer	9	0	0	0	0	0	133	0	0	0	0	0	0	0	0	133
Not applicable (Punch 2 in LAWYER)	IAP	13626	354	7542	353	5907	9684	2817	2765	2812	4510	2023	2044	1974	2538	58949

D. General reputation in the community.

[VAR: LAWYERD]

<u>RESPONSE</u>	<u>PUNCH</u>	<u>YEAR</u>														
		<u>1972-82</u>	<u>1982B</u>	<u>1983-87</u>	<u>1987B</u>	<u>1988-91</u>	<u>1993-98</u>	<u>2000</u>	<u>2002</u>	<u>2004</u>	<u>2006</u>	<u>2008</u>	<u>2010</u>	<u>2012</u>	<u>2014</u>	<u>ALL</u>
Yes	1	0	0	0	0	0	132	0	0	0	0	0	0	0	0	132
No	2	0	0	0	0	0	391	0	0	0	0	0	0	0	0	391
Don't know	8	0	0	0	0	0		0	0	0	0	0	0	0	0	0
No answer	9	0	0	0	0	0	127	0	0	0	0	0	0	0	0	127
Not applicable (Punch 2 in LAWYER)	IAP	13626	354	7542	353	5907	9684	2817	2765	2812	4510	2023	2044	1974	2538	58949

E. I saw their advertisement.

[VAR: LAWYERE]

<u>RESPONSE</u>	<u>PUNCH</u>	<u>YEAR</u>														
		<u>1972-82</u>	<u>1982B</u>	<u>1983-87</u>	<u>1987B</u>	<u>1988-91</u>	<u>1993-98</u>	<u>2000</u>	<u>2002</u>	<u>2004</u>	<u>2006</u>	<u>2008</u>	<u>2010</u>	<u>2012</u>	<u>2014</u>	<u>ALL</u>
Yes	1	0	0	0	0	0	72	0	0	0	0	0	0	0	0	72
No	2	0	0	0	0	0	433	0	0	0	0	0	0	0	0	433
Don't know	8	0	0	0	0	0	1	0	0	0	0	0	0	0	0	1
No answer	9	0	0	0	0	0	144	0	0	0	0	0	0	0	0	144
Not applicable (Punch 2 in LAWYER)	IAP	13626	354	7542	353	5907	9684	2817	2765	2812	4510	2023	2044	1974	2538	58949

F. I searched for the best price.

[VAR: LAWYERF]

<u>RESPONSE</u>	<u>PUNCH</u>	<u>YEAR</u>														
		<u>1972-82</u>	<u>1982B</u>	<u>1983-87</u>	<u>1987B</u>	<u>1988-91</u>	<u>1993-98</u>	<u>2000</u>	<u>2002</u>	<u>2004</u>	<u>2006</u>	<u>2008</u>	<u>2010</u>	<u>2012</u>	<u>2014</u>	<u>ALL</u>
Yes	1	0	0	0	0	0	45	0	0	0	0	0	0	0	0	45
No	2	0	0	0	0	0	453	0	0	0	0	0	0	0	0	453
Don't know	8	0	0	0	0	0	1	0	0	0	0	0	0	0	0	1
No answer	9	0	0	0	0	0	151	0	0	0	0	0	0	0	0	151
Not applicable (Punch 2 in LAWYER)	IAP	13626	354	7542	353	5907	9684	2817	2765	2812	4510	2023	2044	1974	2538	58949

G. Convenience.

[VAR: LAWYERG]

<u>RESPONSE</u>	<u>PUNCH</u>	<u>YEAR</u>														
		<u>1972-82</u>	<u>1982B</u>	<u>1983-87</u>	<u>1987B</u>	<u>1988-91</u>	<u>1993-98</u>	<u>2000</u>	<u>2002</u>	<u>2004</u>	<u>2006</u>	<u>2008</u>	<u>2010</u>	<u>2012</u>	<u>2014</u>	<u>ALL</u>
Yes	1	0	0	0	0	0	36	0	0	0	0	0	0	0	0	36
No	2	0	0	0	0	0	137	0	0	0	0	0	0	0	0	137
Don't know	8	0	0	0	0	0		0	0	0	0	0	0	0	0	0
No answer	9	0	0	0	0	0	47	0	0	0	0	0	0	0	0	47
Not applicable (Punch 2 in LAWYER)	IAP	13626	354	7542	353	5907	10114	2817	2765	2812	4510	2023	2044	1974	2538	59379

IF R CHOOSES MORE THAN ONE REASON:

What was the most important reason?

H. MOST IMPORTANT REASON FROM ABOVE.

[VAR: LAWYER1]

<u>RESPONSE</u>	<u>PUNCH</u>	<u>YEAR</u>														
		<u>1972-82</u>	<u>1982B</u>	<u>1983-87</u>	<u>1987B</u>	<u>1988-91</u>	<u>1993-98</u>	<u>2000</u>	<u>2002</u>	<u>2004</u>	<u>2006</u>	<u>2008</u>	<u>2010</u>	<u>2012</u>	<u>2014</u>	<u>ALL</u>
A	1	0	0	0	0	0	40	0	0	0	0	0	0	0	0	40
B	2	0	0	0	0	0	51	0	0	0	0	0	0	0	0	51
C	3	0	0	0	0	0	17	0	0	0	0	0	0	0	0	17
D	4	0	0	0	0	0	33	0	0	0	0	0	0	0	0	33
E	5	0	0	0	0	0	4	0	0	0	0	0	0	0	0	4
F	6	0	0	0	0	0	10	0	0	0	0	0	0	0	0	10
G	7	0	0	0	0	0	3	0	0	0	0	0	0	0	0	3
Don't know	8	0	0	0	0	0	1	0	0	0	0	0	0	0	0	1
No answer	9	0	0	0	0	0	9	0	0	0	0	0	0	0	0	9
Not applicable (Punch 2 in LAWYER or not more than 1 reason mentioned)	IAP	13626	354	7542	353	5907	10166	2817	2765	2812	4510	2023	2044	1974	2538	59431

REMARKS: Hand card DF contained question probes A-F. See Appendix N.

612. What was your relationship to the attorney who provided the services, or to another attorney in the firm? Please indicate what your closest relationship was.

HAND CARD DG

[VAR: RELLAW]

<u>RESPONSE</u>	<u>PUNCH</u>	<u>YEAR</u>														
		<u>1972-82</u>	<u>1982B</u>	<u>1983-87</u>	<u>1987B</u>	<u>1988-91</u>	<u>1993-98</u>	<u>2000</u>	<u>2002</u>	<u>2004</u>	<u>2006</u>	<u>2008</u>	<u>2010</u>	<u>2012</u>	<u>2014</u>	<u>ALL</u>
A relative (including in-laws)	1	0	0	0	0	0	9	0	0	0	0	0	0	0	0	9
A friend or acquaintance	2	0	0	0	0	0	111	0	0	0	0	0	0	0	0	111
A friend of a friend or relative, or a relative of a friend	3	0	0	0	0	0	43	0	0	0	0	0	0	0	0	43
Not a friend, but someone with whom I had previous business dealings	4	0	0	0	0	0	87	0	0	0	0	0	0	0	0	87
No prior relationship to anyone in the law firm	5	0	0	0	0	0	395	0	0	0	0	0	0	0	0	395
Don't know	8	0	0	0	0	0		0	0	0	0	0	0	0	0	0
No answer	9	0	0	0	0	0	5	0	0	0	0	0	0	0	0	5
Not applicable (Punch 2 in LAWYER)	IAP	13626	354	7542	353	5907	9684	2817	2765	2812	4510	2023	2044	1974	2538	58949

REMARKS: Hand Card DG contained responses 1-5.

613. How satisfied were you with the legal services you received?

[VAR: SATLAWYR]

<u>RESPONSE</u>	<u>PUNCH</u>	<u>YEAR</u>														
		<u>1972-82</u>	<u>1982B</u>	<u>1983-87</u>	<u>1987B</u>	<u>1988-91</u>	<u>1993-98</u>	<u>2000</u>	<u>2002</u>	<u>2004</u>	<u>2006</u>	<u>2008</u>	<u>2010</u>	<u>2012</u>	<u>2014</u>	<u>ALL</u>
Not too satisfied	1	0	0	0	0	0	102	0	0	0	0	0	0	0	0	102
Pretty satisfied	2	0	0	0	0	0	277	0	0	0	0	0	0	0	0	277
Extremely satisfied	3	0	0	0	0	0	264	0	0	0	0	0	0	0	0	264
Don't know	8	0	0	0	0	0	2	0	0	0	0	0	0	0	0	2
No answer	9	0	0	0	0	0	5	0	0	0	0	0	0	0	0	5
Not applicable (Punch 2 in LAWYER)	IAP	13626	354	7542	353	5907	9684	2817	2765	2812	4510	2023	2044	1974	2538	58949

614. Have you purchased home maintenance services (painting, roofing, plumbing, or something similar) in the past 10 years?

[VAR: FIXHOME]

<u>RESPONSE</u>	<u>PUNCH</u>	<u>YEAR</u>														
		<u>1972-82</u>	<u>1982B</u>	<u>1983-87</u>	<u>1987B</u>	<u>1988-91</u>	<u>1993-98</u>	<u>2000</u>	<u>2002</u>	<u>2004</u>	<u>2006</u>	<u>2008</u>	<u>2010</u>	<u>2012</u>	<u>2014</u>	<u>ALL</u>
Yes (GO TO FIXERA)	1	0	0	0	0	0	551	0	0	0	0	0	0	0	0	551
No (GO TO INSTRUCTIONS BEFORE BORROWED)	2	0	0	0	0	0	893	0	0	0	0	0	0	0	0	893
Don't know	8	0	0	0	0	0	0	0	0	0	0	0	0	0	0	0
No answer	9	0	0	0	0	0	0	0	0	0	0	0	0	0	0	0
Not applicable	IAP	13626	354	7542	353	5907	8890	2817	2765	2812	4510	2023	2044	1974	2538	58155

615. Think about the most recent time you've paid for home maintenance service -- e.g. a roofer, a painter, a plumber or something like that. What made you choose the person or business that did the work? (Choose all that apply.)

HAND CARD DH

A. My own previous knowledge of the firm or workers.

[VAR: FIXERA]

<u>RESPONSE</u>	<u>PUNCH</u>	<u>YEAR</u>														
		<u>1972-82</u>	<u>1982B</u>	<u>1983-87</u>	<u>1987B</u>	<u>1988-91</u>	<u>1993-98</u>	<u>2000</u>	<u>2002</u>	<u>2004</u>	<u>2006</u>	<u>2008</u>	<u>2010</u>	<u>2012</u>	<u>2014</u>	<u>ALL</u>
Yes	1	0	0	0	0	0	169	0	0	0	0	0	0	0	0	169
No	2	0	0	0	0	0	270	0	0	0	0	0	0	0	0	270
Don't know	8	0	0	0	0	0	1	0	0	0	0	0	0	0	0	1
No answer	9	0	0	0	0	0	111	0	0	0	0	0	0	0	0	111
Not applicable (Punch 2 in FIXHOME)	IAP	13626	354	7542	353	5907	9783	2817	2765	2812	4510	2023	2044	1974	2538	59048

B. A friend or relative recommended them.

[VAR: FIXERB]

<u>RESPONSE</u>	<u>PUNCH</u>	<u>YEAR</u>														
		<u>1972-82</u>	<u>1982B</u>	<u>1983-87</u>	<u>1987B</u>	<u>1988-91</u>	<u>1993-98</u>	<u>2000</u>	<u>2002</u>	<u>2004</u>	<u>2006</u>	<u>2008</u>	<u>2010</u>	<u>2012</u>	<u>2014</u>	<u>ALL</u>
Yes	1	0	0	0	0	0	203	0	0	0	0	0	0	0	0	203
No	2	0	0	0	0	0	250	0	0	0	0	0	0	0	0	250
Don't know	8	0	0	0	0	0	1	0	0	0	0	0	0	0	0	1
No answer	9	0	0	0	0	0	97	0	0	0	0	0	0	0	0	97
Not applicable (Punch 2 in FIXHOME)	IAP	13626	354	7542	353	5907	9783	2817	2765	2812	4510	2023	2044	1974	2538	59048

C. An acquaintance recommended them.

[VAR: FIXERC]

<u>RESPONSE</u>	<u>PUNCH</u>	<u>YEAR</u>														
		<u>1972-82</u>	<u>1982B</u>	<u>1983-87</u>	<u>1987B</u>	<u>1988-91</u>	<u>1993-98</u>	<u>2000</u>	<u>2002</u>	<u>2004</u>	<u>2006</u>	<u>2008</u>	<u>2010</u>	<u>2012</u>	<u>2014</u>	<u>ALL</u>
Yes	1	0	0	0	0	0	71	0	0	0	0	0	0	0	0	71
No	2	0	0	0	0	0	334	0	0	0	0	0	0	0	0	334
Don't know	8	0	0	0	0	0	1	0	0	0	0	0	0	0	0	1
No answer	9	0	0	0	0	0	145	0	0	0	0	0	0	0	0	145
Not applicable (Punch 2 in FIXHOME)	IAP	13626	354	7542	353	5907	9783	2817	2765	2812	4510	2023	2044	1974	2538	59048

D. General reputation in the community.

[VAR: FIXERD]

<u>RESPONSE</u>	<u>PUNCH</u>	<u>YEAR</u>														
		<u>1972-82</u>	<u>1982B</u>	<u>1983-87</u>	<u>1987B</u>	<u>1988-91</u>	<u>1993-98</u>	<u>2000</u>	<u>2002</u>	<u>2004</u>	<u>2006</u>	<u>2008</u>	<u>2010</u>	<u>2012</u>	<u>2014</u>	<u>ALL</u>
Yes	1	0	0	0	0	0	123	0	0	0	0	0	0	0	0	123
No	2	0	0	0	0	0	292	0	0	0	0	0	0	0	0	292
Don't know	8	0	0	0	0	0	1	0	0	0	0	0	0	0	0	1
No answer	9	0	0	0	0	0	135	0	0	0	0	0	0	0	0	135
Not applicable (Punch 2 in FIXHOME)	IAP	13626	354	7542	353	5907	9783	2817	2765	2812	4510	2023	2044	1974	2538	59048

E. I saw their advertisement.

[VAR: FIXERE]

<u>RESPONSE</u>	<u>PUNCH</u>	<u>YEAR</u>														
		<u>1972-82</u>	<u>1982B</u>	<u>1983-87</u>	<u>1987B</u>	<u>1988-91</u>	<u>1993-98</u>	<u>2000</u>	<u>2002</u>	<u>2004</u>	<u>2006</u>	<u>2008</u>	<u>2010</u>	<u>2012</u>	<u>2014</u>	<u>ALL</u>
Yes	1	0	0	0	0	0	112	0	0	0	0	0	0	0	0	112
No	2	0	0	0	0	0	306	0	0	0	0	0	0	0	0	306
Don't know	8	0	0	0	0	0	1	0	0	0	0	0	0	0	0	1
No answer	9	0	0	0	0	0	132	0	0	0	0	0	0	0	0	132
Not applicable (Punch 2 in FIXHOME)	IAP	13626	354	7542	353	5907	9783	2817	2765	2812	4510	2023	2044	1974	2538	59048

F. I searched for the best price.

[VAR: FIXERF]

<u>RESPONSE</u>	<u>PUNCH</u>	<u>YEAR</u>														
		<u>1972-82</u>	<u>1982B</u>	<u>1983-87</u>	<u>1987B</u>	<u>1988-91</u>	<u>1993-98</u>	<u>2000</u>	<u>2002</u>	<u>2004</u>	<u>2006</u>	<u>2008</u>	<u>2010</u>	<u>2012</u>	<u>2014</u>	<u>ALL</u>
Yes	1	0	0	0	0	0	126	0	0	0	0	0	0	0	0	126
No	2	0	0	0	0	0	297	0	0	0	0	0	0	0	0	297
Don't know	8	0	0	0	0	0	1	0	0	0	0	0	0	0	0	1
No answer	9	0	0	0	0	0	127	0	0	0	0	0	0	0	0	127
Not applicable (Punch 2 in FIXHOME)	IAP	13626	354	7542	353	5907	9783	2817	2765	2812	4510	2023	2044	1974	2538	59048

IF R CHOOSES MORE THAN ONE REASON: What was the most important reason?

G. Most important reason from above

[VAR: FIXER1]

<u>RESPONSE</u>	<u>PUNCH</u>	<u>YEAR</u>														
		<u>1972-82</u>	<u>1982B</u>	<u>1983-87</u>	<u>1987B</u>	<u>1988-91</u>	<u>1993-98</u>	<u>2000</u>	<u>2002</u>	<u>2004</u>	<u>2006</u>	<u>2008</u>	<u>2010</u>	<u>2012</u>	<u>2014</u>	<u>ALL</u>
A	1	0	0	0	0	0	44	0	0	0	0	0	0	0	0	44
B	2	0	0	0	0	0	27	0	0	0	0	0	0	0	0	27
C	3	0	0	0	0	0	10	0	0	0	0	0	0	0	0	10
D	4	0	0	0	0	0	31	0	0	0	0	0	0	0	0	31
E	5	0	0	0	0	0	6	0	0	0	0	0	0	0	0	6
F	6	0	0	0	0	0	53	0	0	0	0	0	0	0	0	53
Don't know	8	0	0	0	0	0	2	0	0	0	0	0	0	0	0	2
No answer	9	0	0	0	0	0	10	0	0	0	0	0	0	0	0	10
Not applicable (Punch 2 in FIXHOME and not more than 1 reason chosen)	IAP	13626	354	7542	353	5907	10151	2817	2765	2812	4510	2023	2044	1974	2538	59416

REMARKS: Hand Card DH contained question probes A-F.

616. What was your relationship to the person who did the work, or to his or her boss (whichever relationship is closer)?

HAND CARD DI

[VAR: RELFIXER]

RESPONSE	PUNCH	YEAR														
		1972-82	1982B	1983-87	1987B	1988-91	1993-98	2000	2002	2004	2006	2008	2010	2012	2014	ALL
A relative (including in-laws)	1	0	0	0	0	0	18	0	0	0	0	0	0	0	0	18
A friend or acquaintance	2	0	0	0	0	0	92	0	0	0	0	0	0	0	0	92
A friend of a friend or relative, or a relative of a friend	3	0	0	0	0	0	39	0	0	0	0	0	0	0	0	39
Not a friend, but someone with whom I had previous business dealings	4	0	0	0	0	0	65	0	0	0	0	0	0	0	0	65
No prior relationship to anyone in the firm	5	0	0	0	0	0	333	0	0	0	0	0	0	0	0	333
Don't know	8	0	0	0	0	0	0	0	0	0	0	0	0	0	0	0
No answer	9	0	0	0	0	0	4	0	0	0	0	0	0	0	0	4
Not applicable (Punch 2 in FIXHOME)	IAP	13626	354	7542	353	5907	9783	2817	2765	2812	4510	2023	2044	1974	2538	59048

REMARKS: Hand Card DI contained responses 1-5.

617. How satisfied were you with the work that was done for you?

[VAR: SATFIXES]

RESPONSE	PUNCH	YEAR														
		1972-82	1982B	1983-87	1987B	1988-91	1993-98	2000	2002	2004	2006	2008	2010	2012	2014	ALL
Not too satisfied	1	0	0	0	0	0	60	0	0	0	0	0	0	0	0	60
Pretty satisfied	2	0	0	0	0	0	322	0	0	0	0	0	0	0	0	322
Extremely satisfied	3	0	0	0	0	0	166	0	0	0	0	0	0	0	0	166
Don't know	8	0	0	0	0	0	0	0	0	0	0	0	0	0	0	0
No answer	9	0	0	0	0	0	3	0	0	0	0	0	0	0	0	3
Not applicable (Punch 2 in FIXHOME)	IAP	13626	354	7542	353	5907	9783	2817	2765	2812	4510	2023	2044	1974	2538	59048

IF FORM "X", ASK WHOLOAND, IF FORM "Y", ASK LOANED.

618. Have you borrowed \$100 or more from another person (not a bank, business, or other organization) at any time during the past 12 months?

[VAR: BORROWED]

<u>RESPONSE</u>	<u>PUNCH</u>	<u>YEAR</u>														
		<u>1972-82</u>	<u>1982B</u>	<u>1983-87</u>	<u>1987B</u>	<u>1988-91</u>	<u>1993-98</u>	<u>2000</u>	<u>2002</u>	<u>2004</u>	<u>2006</u>	<u>2008</u>	<u>2010</u>	<u>2012</u>	<u>2014</u>	<u>ALL</u>
Yes (GO TO WHOLOAND)	1	0	0	0	0	0	154	0	0	0	0	0	0	0	0	154
No (GO TO SELLED)	2	0	0	0	0	0	578	0	0	0	0	0	0	0	0	578
Don't know	8	0	0	0	0	0	0	0	0	0	0	0	0	0	0	0
No answer	9	0	0	0	0	0	4	0	0	0	0	0	0	0	0	4
Not applicable (Form 2)	IAP	13626	354	7542	353	5907	9598	2817	2765	2812	4510	2023	2044	1974	2538	58863

619. Think of the most recent loan of this type. From whom did you borrow this money?

[VAR: WHOLOAND]

<u>RESPONSE</u>	<u>PUNCH</u>	<u>YEAR</u>														
		<u>1972-82</u>	<u>1982B</u>	<u>1983-87</u>	<u>1987B</u>	<u>1988-91</u>	<u>1993-98</u>	<u>2000</u>	<u>2002</u>	<u>2004</u>	<u>2006</u>	<u>2008</u>	<u>2010</u>	<u>2012</u>	<u>2014</u>	<u>ALL</u>
Parents or grandparents	1	0	0	0	0	0	68	0	0	0	0	0	0	0	0	68
Children	2	0	0	0	0	0	4	0	0	0	0	0	0	0	0	4
Other relatives	3	0	0	0	0	0	37	0	0	0	0	0	0	0	0	37
Friend	4	0	0	0	0	0	35	0	0	0	0	0	0	0	0	35
Co-worker or business associate	5	0	0	0	0	0	5	0	0	0	0	0	0	0	0	5
Other (SPECIFY)	6	0	0	0	0	0	5	0	0	0	0	0	0	0	0	5
Don't know	8	0	0	0	0	0	0	0	0	0	0	0	0	0	0	0
No answer	9	0	0	0	0	0	4	0	0	0	0	0	0	0	0	4
Not applicable (Form 2 or Punch 2 in BORROWED)	IAP	13626	354	7542	353	5907	10176	2817	2765	2812	4510	2023	2044	1974	2538	59441

620. I'd like you to imagine that you want to sell each of the following items. Would you rather sell these items to someone with whom you have had some family or social relationship, or to a buyer with whom you had no prior personal contact? Please tell me the number that best represents your feeling with respect to each of the sales listed.

HAND CARD DJ

A. Bedroom furniture.

[VAR: SELLBED]

<u>RESPONSE</u>	<u>PUNCH</u>	<u>YEAR</u>														
		<u>1972-82</u>	<u>1982B</u>	<u>1983-87</u>	<u>1987B</u>	<u>1988-91</u>	<u>1993-98</u>	<u>2000</u>	<u>2002</u>	<u>2004</u>	<u>2006</u>	<u>2008</u>	<u>2010</u>	<u>2012</u>	<u>2014</u>	<u>ALL</u>
Strong preference - no contact	1	0	0	0	0	0	120	0	0	0	0	0	0	0	0	120
	2	0	0	0	0	0	25	0	0	0	0	0	0	0	0	25
Don't care	3	0	0	0	0	0	451	0	0	0	0	0	0	0	0	451
	4	0	0	0	0	0	36	0	0	0	0	0	0	0	0	36
Strong preference - contact	5	0	0	0	0	0	86	0	0	0	0	0	0	0	0	86
Don't know	8	0	0	0	0	0	10	0	0	0	0	0	0	0	0	10
No answer	9	0	0	0	0	0	8	0	0	0	0	0	0	0	0	8
Not applicable (Form 2)	IAP	13626	354	7542	353	5907	9598	2817	2765	2812	4510	2023	2044	1974	2538	58863

B. An automobile.

[VAR: SELLAUTO]

<u>RESPONSE</u>	<u>PUNCH</u>	<u>YEAR</u>														
		<u>1972-82</u>	<u>1982B</u>	<u>1983-87</u>	<u>1987B</u>	<u>1988-91</u>	<u>1993-98</u>	<u>2000</u>	<u>2002</u>	<u>2004</u>	<u>2006</u>	<u>2008</u>	<u>2010</u>	<u>2012</u>	<u>2014</u>	<u>ALL</u>
Strong preference - no contact	1	0	0	0	0	0	189	0	0	0	0	0	0	0	0	189
	2	0	0	0	0	0	34	0	0	0	0	0	0	0	0	34
Don't care	3	0	0	0	0	0	363	0	0	0	0	0	0	0	0	363
	4	0	0	0	0	0	50	0	0	0	0	0	0	0	0	50
Strong preference - contact	5	0	0	0	0	0	84	0	0	0	0	0	0	0	0	84
Don't know	8	0	0	0	0	0	11	0	0	0	0	0	0	0	0	11
No answer	9	0	0	0	0	0	5	0	0	0	0	0	0	0	0	5
Not applicable (Form 2)	IAP	13626	354	7542	353	5907	9598	2817	2765	2812	4510	2023	2044	1974	2538	58863

C. A house or condominium.

[VAR: SELLHOME]

<u>RESPONSE</u>	<u>PUNCH</u>	<u>YEAR</u>														
		<u>1972-82</u>	<u>1982B</u>	<u>1983-87</u>	<u>1987B</u>	<u>1988-91</u>	<u>1993-98</u>	<u>2000</u>	<u>2002</u>	<u>2004</u>	<u>2006</u>	<u>2008</u>	<u>2010</u>	<u>2012</u>	<u>2014</u>	<u>ALL</u>
Strong preference - no contact	1	0	0	0	0	0	152	0	0	0	0	0	0	0	0	152
	2	0	0	0	0	0	32	0	0	0	0	0	0	0	0	32
Don't care	3	0	0	0	0	0	395	0	0	0	0	0	0	0	0	395
	4	0	0	0	0	0	39	0	0	0	0	0	0	0	0	39
Strong preference - contact	5	0	0	0	0	0	99	0	0	0	0	0	0	0	0	99
Don't know	8	0	0	0	0	0	14	0	0	0	0	0	0	0	0	14
No answer	9	0	0	0	0	0	5	0	0	0	0	0	0	0	0	5
Not applicable (Form 2)	IAP	13626	354	7542	353	5907	9598	2817	2765	2812	4510	2023	2044	1974	2538	58863

REMARK: Hand Card DJ contained responses 1-5 and question prompts A-C.

Imagine that you have a used car in average condition for an automobile of its age and model. To your knowledge the car is in basically sound condition; there has been a history of transmission problems, but the transmission is working well now.

621. Now imagine that someone you didn't know comes to see the car and wants to buy it. How likely would you be to mention the car's history of transmission problems (if this person did not ask)?

[VAR: TRANSOTH]

<u>RESPONSE</u>	<u>PUNCH</u>	<u>YEAR</u>														
		<u>1972-82</u>	<u>1982B</u>	<u>1983-87</u>	<u>1987B</u>	<u>1988-91</u>	<u>1993-98</u>	<u>2000</u>	<u>2002</u>	<u>2004</u>	<u>2006</u>	<u>2008</u>	<u>2010</u>	<u>2012</u>	<u>2014</u>	<u>ALL</u>
Definitely would not mention it	1	0	0	0	0	0	75	0	0	0	0	0	0	0	0	75
Probably would not	2	0	0	0	0	0	120	0	0	0	0	0	0	0	0	120
Probably would	3	0	0	0	0	0	242	0	0	0	0	0	0	0	0	242
Definitely would mention it	4	0	0	0	0	0	280	0	0	0	0	0	0	0	0	280
Don't know	8	0	0	0	0	0	14	0	0	0	0	0	0	0	0	14
No answer	9	0	0	0	0	0	5	0	0	0	0	0	0	0	0	5
Not applicable (Form 2)	IAP	13626	354	7542	353	5907	9598	2817	2765	2812	4510	2023	2044	1974	2538	58863

IF FORM "Y", ASK LOANED. IF FORM "X", ASK FRNDDEAL.

622. Have you loaned \$100 or more to another person at any time during the past 12 months?

[VAR: LOANED]

<u>RESPONSE</u>	<u>PUNCH</u>	<u>YEAR</u>														
		<u>1972-82</u>	<u>1982B</u>	<u>1983-87</u>	<u>1987B</u>	<u>1988-91</u>	<u>1993-98</u>	<u>2000</u>	<u>2002</u>	<u>2004</u>	<u>2006</u>	<u>2008</u>	<u>2010</u>	<u>2012</u>	<u>2014</u>	<u>ALL</u>
Yes (GO TO LOANEDTO)	1	0	0	0	0	0	284	0	0	0	0	0	0	0	0	284
No (GO TO BUYBED)	2	0	0	0	0	0	424	0	0	0	0	0	0	0	0	424
Don't know	8	0	0	0	0	0	0	0	0	0	0	0	0	0	0	0
No answer	9	0	0	0	0	0	0	0	0	0	0	0	0	0	0	0
Not applicable (Form 1)	IAP	13626	354	7542	353	5907	9626	2817	2765	2812	4510	2023	2044	1974	2538	58891

623. Think of the most recent loan of this type. To whom did you lend this money?

[VAR: LOANEDTO]

<u>RESPONSE</u>	<u>PUNCH</u>	<u>YEAR</u>														
		<u>1972-82</u>	<u>1982B</u>	<u>1983-87</u>	<u>1987B</u>	<u>1988-91</u>	<u>1993-98</u>	<u>2000</u>	<u>2002</u>	<u>2004</u>	<u>2006</u>	<u>2008</u>	<u>2010</u>	<u>2012</u>	<u>2014</u>	<u>ALL</u>
Parents or grandparents	1	0	0	0	0	0	15	0	0	0	0	0	0	0	0	15
Children	2	0	0	0	0	0	66	0	0	0	0	0	0	0	0	66
Other relative	3	0	0	0	0	0	68	0	0	0	0	0	0	0	0	68
Friend	4	0	0	0	0	0	103	0	0	0	0	0	0	0	0	103
Co-worker or business associate	5	0	0	0	0	0	26	0	0	0	0	0	0	0	0	26
Other (SPECIFY)	6	0	0	0	0	0	6	0	0	0	0	0	0	0	0	6
Don't know	8	0	0	0	0	0	0	0	0	0	0	0	0	0	0	0
No answer	9	0	0	0	0	0	0	0	0	0	0	0	0	0	0	0
Not applicable (Form 1 or Punch 2 in LOANED)	IAP	13626	354	7542	353	5907	10050	2817	2765	2812	4510	2023	2044	1974	2538	59315

624. I'd like you to imagine that you want to buy each of the following items or services. Would you rather buy them from a business or service provider with whom you had some family or social relationship, or from a seller or provider with whom you had no prior personal contact. Please tell me the number that best represents your feeling with respect to each of the purchases listed.

HAND CARD DK

A. Bedroom furniture

[VAR: BUYBED]

<u>RESPONSE</u>	<u>PUNCH</u>	<u>YEAR</u>														
		<u>1972-82</u>	<u>1982B</u>	<u>1983-87</u>	<u>1987B</u>	<u>1988-91</u>	<u>1993-98</u>	<u>2000</u>	<u>2002</u>	<u>2004</u>	<u>2006</u>	<u>2008</u>	<u>2010</u>	<u>2012</u>	<u>2014</u>	<u>ALL</u>
Strong preference - no contact	1	0	0	0	0	0	108	0	0	0	0	0	0	0	0	108
2	2	0	0	0	0	0	25	0	0	0	0	0	0	0	0	25
Don't care	3	0	0	0	0	0	370	0	0	0	0	0	0	0	0	370
4	4	0	0	0	0	0	66	0	0	0	0	0	0	0	0	66
Strong preference - contact	5	0	0	0	0	0	125	0	0	0	0	0	0	0	0	125
Don't know	8	0	0	0	0	0	5	0	0	0	0	0	0	0	0	5
No answer	9	0	0	0	0	0	9	0	0	0	0	0	0	0	0	9
Not applicable (Form 1)	IAP	13626	354	7542	353	5907	9626	2817	2765	2812	4510	2023	2044	1974	2538	58891

B. An automobile

[VAR: BUYAUTO]

<u>RESPONSE</u>	<u>PUNCH</u>	<u>YEAR</u>														
		<u>1972-82</u>	<u>1982B</u>	<u>1983-87</u>	<u>1987B</u>	<u>1988-91</u>	<u>1993-98</u>	<u>2000</u>	<u>2002</u>	<u>2004</u>	<u>2006</u>	<u>2008</u>	<u>2010</u>	<u>2012</u>	<u>2014</u>	<u>ALL</u>
Strong preference - no contact	1	0	0	0	0	0	115	0	0	0	0	0	0	0	0	115
2	2	0	0	0	0	0	28	0	0	0	0	0	0	0	0	28
Don't care	3	0	0	0	0	0	206	0	0	0	0	0	0	0	0	206
4	4	0	0	0	0	0	110	0	0	0	0	0	0	0	0	110
Strong preference - contact	5	0	0	0	0	0	235	0	0	0	0	0	0	0	0	235
Don't know	8	0	0	0	0	0	10	0	0	0	0	0	0	0	0	10
No answer	9	0	0	0	0	0	4	0	0	0	0	0	0	0	0	4
Not applicable (Form 1)	IAP	13626	354	7542	353	5907	9626	2817	2765	2812	4510	2023	2044	1974	2538	58891

C. Legal services

[VAR: BUYLAW]

<u>RESPONSE</u>	<u>PUNCH</u>	<u>YEAR</u>														
		<u>1972-82</u>	<u>1982B</u>	<u>1983-87</u>	<u>1987B</u>	<u>1988-91</u>	<u>1993-98</u>	<u>2000</u>	<u>2002</u>	<u>2004</u>	<u>2006</u>	<u>2008</u>	<u>2010</u>	<u>2012</u>	<u>2014</u>	<u>ALL</u>
Strong preference - no contact	1	0	0	0	0	0	87	0	0	0	0	0	0	0	0	87
	2	0	0	0	0	0	25	0	0	0	0	0	0	0	0	25
Don't care	3	0	0	0	0	0	159	0	0	0	0	0	0	0	0	159
	4	0	0	0	0	0	136	0	0	0	0	0	0	0	0	136
Strong preference - contact	5	0	0	0	0	0	286	0	0	0	0	0	0	0	0	286
Don't know	8	0	0	0	0	0	12	0	0	0	0	0	0	0	0	12
No answer	9	0	0	0	0	0	3	0	0	0	0	0	0	0	0	3
Not applicable (Form 1)	IAP	13626	354	7542	353	5907	9626	2817	2765	2812	4510	2023	2044	1974	2538	58891

D. Home maintenance (e.g., carpentry, painting)

[VAR: BUYFIXES]

<u>RESPONSE</u>	<u>PUNCH</u>	<u>YEAR</u>														
		<u>1972-82</u>	<u>1982B</u>	<u>1983-87</u>	<u>1987B</u>	<u>1988-91</u>	<u>1993-98</u>	<u>2000</u>	<u>2002</u>	<u>2004</u>	<u>2006</u>	<u>2008</u>	<u>2010</u>	<u>2012</u>	<u>2014</u>	<u>ALL</u>
Strong preference - no contact	1	0	0	0	0	0	61	0	0	0	0	0	0	0	0	61
	2	0	0	0	0	0	23	0	0	0	0	0	0	0	0	23
Don't care	3	0	0	0	0	0	178	0	0	0	0	0	0	0	0	178
	4	0	0	0	0	0	158	0	0	0	0	0	0	0	0	158
Strong preference - contact	5	0	0	0	0	0	280	0	0	0	0	0	0	0	0	280
Don't know	8	0	0	0	0	0	7	0	0	0	0	0	0	0	0	7
No answer	9	0	0	0	0	0	1	0	0	0	0	0	0	0	0	1
Not applicable (Form 1)	IAP	13626	354	7542	353	5907	9626	2817	2765	2812	4510	2023	2044	1974	2538	58891

E. A house or condominium

[VAR: BUYHOME]

RESPONSE	PUNCH	YEAR														
		1972-82	1982B	1983-87	1987B	1988-91	1993-98	2000	2002	2004	2006	2008	2010	2012	2014	ALL
Strong preference - no contact	1	0	0	0	0	0	91	0	0	0	0	0	0	0	0	91
	2	0	0	0	0	0	29	0	0	0	0	0	0	0	0	29
Don't care	3	0	0	0	0	0	260	0	0	0	0	0	0	0	0	260
	4	0	0	0	0	0	111	0	0	0	0	0	0	0	0	111
Strong preference - contact	5	0	0	0	0	0	206	0	0	0	0	0	0	0	0	206
Don't know	8	0	0	0	0	0	9	0	0	0	0	0	0	0	0	9
No answer	9	0	0	0	0	0	2	0	0	0	0	0	0	0	0	2
Not applicable (Form 1)	IAP	13626	354	7542	353	5907	9626	2817	2765	2812	4510	2023	2044	1974	2538	58891

REMARKS: Hand Card DK contained question prompts A-E and responses 1-5.

Imagine that you have a used car in average condition for an automobile of its age and model. To your knowledge the car is in basically sound condition; there has been a history of transmission problems, but the transmission is working well now.

625. Now imagine that one of your relatives sees the car and wants to buy it. How likely would you be to mention the car's history of transmission problems (if this person did not ask)?

[VAR: TRANSREL]

RESPONSE	PUNCH	YEAR														
		1972-82	1982B	1983-87	1987B	1988-91	1993-98	2000	2002	2004	2006	2008	2010	2012	2014	ALL
Definitely would not mention it	1	0	0	0	0	0	71	0	0	0	0	0	0	0	0	71
Probably would not	2	0	0	0	0	0	27	0	0	0	0	0	0	0	0	27
Probably would	3	0	0	0	0	0	109	0	0	0	0	0	0	0	0	109
Definitely would mention it	4	0	0	0	0	0	492	0	0	0	0	0	0	0	0	492
Don't know	8	0	0	0	0	0	6	0	0	0	0	0	0	0	0	6
No answer	9	0	0	0	0	0	3	0	0	0	0	0	0	0	0	3
Not applicable (Form 1)	IAP	13626	354	7542	353	5907	9626	2817	2765	2812	4510	2023	2044	1974	2538	58891

How much do you agree with the following statements:

626. People usually get a better price for goods or services when they get them from friends than when they deal with strangers.

HAND CARD DL

[VAR: FRNDDEAL]

RESPONSE	PUNCH	YEAR														
		1972-82	1982B	1983-87	1987B	1988-91	1993-98	2000	2002	2004	2006	2008	2010	2012	2014	ALL
Strongly agree	1	0	0	0	0	0	240	0	0	0	0	0	0	0	0	240
Agree	2	0	0	0	0	0	562	0	0	0	0	0	0	0	0	562
Neither agree nor disagree	3	0	0	0	0	0	287	0	0	0	0	0	0	0	0	287
Disagree	4	0	0	0	0	0	260	0	0	0	0	0	0	0	0	260
Strongly disagree	5	0	0	0	0	0	66	0	0	0	0	0	0	0	0	66
Don't know	8	0	0	0	0	0	25	0	0	0	0	0	0	0	0	25
No answer	9	0	0	0	0	0	4	0	0	0	0	0	0	0	0	4
Not applicable	IAP	13626	354	7542	353	5907	8890	2817	2765	2812	4510	2023	2044	1974	2538	58155

REMARKS: Hand Card DL contained responses 1-5.

How much do you agree with the following statements:

HAND CARD DM

627. When friends buy or sell something to friends, discussing price is usually awkward or puts somebody on the spot.

[VAR: FRNDAWK]

RESPONSE	PUNCH	YEAR														
		1972-82	1982B	1983-87	1987B	1988-91	1993-98	2000	2002	2004	2006	2008	2010	2012	2014	ALL
Strongly agree	1	0	0	0	0	0	269	0	0	0	0	0	0	0	0	269
Agree	2	0	0	0	0	0	766	0	0	0	0	0	0	0	0	766
Neither agree nor disagree	3	0	0	0	0	0	165	0	0	0	0	0	0	0	0	165
Disagree	4	0	0	0	0	0	191	0	0	0	0	0	0	0	0	191
Strongly disagree	5	0	0	0	0	0	25	0	0	0	0	0	0	0	0	25
Don't know	8	0	0	0	0	0	22	0	0	0	0	0	0	0	0	22
No answer	9	0	0	0	0	0	6	0	0	0	0	0	0	0	0	6
Not applicable	IAP	13626	354	7542	353	5907	8890	2817	2765	2812	4510	2023	2044	1974	2538	58155

REMARKS: Hand Card DM contained responses 1-5.

628. Consider the following situation: A small factory produces tables and sells all that it can make at \$200 each. Because of changes in the price of materials, the cost of making each table has recently decreased by \$20. The factory does not lower its price for the tables. Is this acceptable or unfair?

[VAR: TABLPRCE]

RESPONSE	PUNCH	YEAR														
		1972-82	1982B	1983-87	1987B	1988-91	1993-98	2000	2002	2004	2006	2008	2010	2012	2014	ALL
Acceptable	1	0	0	0	0	0	737	0	0	0	0	0	0	0	0	737
Unfair	2	0	0	0	0	0	662	0	0	0	0	0	0	0	0	662
Don't know	8	0	0	0	0	0	40	0	0	0	0	0	0	0	0	40
No answer	9	0	0	0	0	0	5	0	0	0	0	0	0	0	0	5
Not applicable	IAP	13626	354	7542	353	5907	8890	2817	2765	2812	4510	2023	2044	1974	2538	58155

629. Recently, medical science has made it possible to save lives by transplanting body parts from donors to patients who need them. But for some body organs there are not enough to go around, and some patients die before they can obtain a transplant. When only one organ is available and several patients need it for survival, the organ could be assigned to a patient by one of the following procedures: (READ PROCEDURES ON SHOWCARD)

HAND CARD DN

By auction: The organ is assigned to the patient who can pay the most for it.

By first come, first served: the organ is assigned to the patient who has been waiting the longest.

By lottery: The organ is assigned to the patient whose name is drawn at random.

By merit: The organ is assigned to the patient who can make the greatest contribution to others and society.

A. Which of these procedures should be used to assign the organ among the patients who need it for survival:
 auction, first come/first served, lottery, or merit? (CODE ONE RESPONSE ONLY)

[VAR: ORGANSB]

<u>RESPONSE</u>	<u>PUNCH</u>	<u>YEAR</u>														
		<u>1972-82</u>	<u>1982B</u>	<u>1983-87</u>	<u>1987B</u>	<u>1988-91</u>	<u>1993-98</u>	<u>2000</u>	<u>2002</u>	<u>2004</u>	<u>2006</u>	<u>2008</u>	<u>2010</u>	<u>2012</u>	<u>2014</u>	<u>ALL</u>
Auction	1	0	0	0	0	0	17	0	0	0	0	0	0	0	0	17
First come/first served	2	0	0	0	0	0	1151	0	0	0	0	0	0	0	0	1151
Lottery	3	0	0	0	0	0	86	0	0	0	0	0	0	0	0	86
Merit	4	0	0	0	0	0	120	0	0	0	0	0	0	0	0	120
Don't know	8	0	0	0	0	0	55	0	0	0	0	0	0	0	0	55
No answer	9	0	0	0	0	0	15	0	0	0	0	0	0	0	0	15
Not applicable	IAP	13626	354	7542	353	5907	8890	2817	2765	2812	4510	2023	2044	1974	2538	58155

B. Which of these procedures would be the worst way to assign an organ? (CODE ONE RESPONSE ONLY)

[VAR: ORGANSW]

<u>RESPONSE</u>	<u>PUNCH</u>	<u>YEAR</u>														
		<u>1972-82</u>	<u>1982B</u>	<u>1983-87</u>	<u>1987B</u>	<u>1988-91</u>	<u>1993-98</u>	<u>2000</u>	<u>2002</u>	<u>2004</u>	<u>2006</u>	<u>2008</u>	<u>2010</u>	<u>2012</u>	<u>2014</u>	<u>ALL</u>
Auction	1	0	0	0	0	0	1102	0	0	0	0	0	0	0	0	1102
First come/first served	2	0	0	0	0	0	16	0	0	0	0	0	0	0	0	16
Lottery	3	0	0	0	0	0	110	0	0	0	0	0	0	0	0	110
Merit	4	0	0	0	0	0	171	0	0	0	0	0	0	0	0	171
Don't know	8	0	0	0	0	0	37	0	0	0	0	0	0	0	0	37
No answer	9	0	0	0	0	0	8	0	0	0	0	0	0	0	0	8
Not applicable	IAP	13626	354	7542	353	5907	8890	2817	2765	2812	4510	2023	2044	1974	2538	58155

REMARKS: Hand Card DN contained responses 1-4.

630. A body organ that is much in need and that people may contribute are kidneys. Most people can live with only one kidney, though their chances of survival are better if they have two. Do you believe that people with two healthy kidneys should be permitted to sell a kidney to a hospital or organ center to use for transplants?

HAND CARD DO

[VAR: SELLORGN]

<u>RESPONSE</u>	<u>PUNCH</u>	<u>YEAR</u>														
		<u>1972-82</u>	<u>1982B</u>	<u>1983-87</u>	<u>1987B</u>	<u>1988-91</u>	<u>1993-98</u>	<u>2000</u>	<u>2002</u>	<u>2004</u>	<u>2006</u>	<u>2008</u>	<u>2010</u>	<u>2012</u>	<u>2014</u>	<u>ALL</u>
Definitely not	1	0	0	0	0	0	444	0	0	0	0	0	0	0	0	444
Probably not	2	0	0	0	0	0	189	0	0	0	0	0	0	0	0	189
Perhaps	3	0	0	0	0	0	251	0	0	0	0	0	0	0	0	251
Probably	4	0	0	0	0	0	234	0	0	0	0	0	0	0	0	234
Definitely	5	0	0	0	0	0	263	0	0	0	0	0	0	0	0	263
Don't know	8	0	0	0	0	0	57	0	0	0	0	0	0	0	0	57
No answer	9	0	0	0	0	0	6	0	0	0	0	0	0	0	0	6
Not applicable	IAP	13626	354	7542	353	5907	8890	2817	2765	2812	4510	2023	2044	1974	2538	58155

REMARKS: Hand Card DO contained responses 1-5.

631. As you know, when a parent is unable to care for a baby, the parent often puts the baby up for adoption. For certain kinds of babies, the number of couples who want to adopt is much greater than the number of babies available for adoption. What do you think is the best way to match birth mothers with couples who want to adopt?

HAND CARD DP

[VAR: ADOPTION]

<u>RESPONSE</u>	<u>PUNCH</u>	<u>YEAR</u>														
		<u>1972-82</u>	<u>1982B</u>	<u>1983-87</u>	<u>1987B</u>	<u>1988-91</u>	<u>1993-98</u>	<u>2000</u>	<u>2002</u>	<u>2004</u>	<u>2006</u>	<u>2008</u>	<u>2010</u>	<u>2012</u>	<u>2014</u>	<u>ALL</u>
A social service agency should select the best parents for each child	1	0	0	0	0	0	758	0	0	0	0	0	0	0	0	758
Adoptive parents who meet certain standards should bid for the right to adopt, and babies should go to the highest bidders	2	0	0	0	0	0	32	0	0	0	0	0	0	0	0	32
Rights to adopt should be distributed among suitable parents by lottery	3	0	0	0	0	0	104	0	0	0	0	0	0	0	0	104
Birth mothers should decide who should get their children	4	0	0	0	0	0	477	0	0	0	0	0	0	0	0	477
Don't know	8	0	0	0	0	0	67	0	0	0	0	0	0	0	0	67
No answer	9	0	0	0	0	0	6	0	0	0	0	0	0	0	0	6
Not applicable	IAP	13626	354	7542	353	5907	8890	2817	2765	2812	4510	2023	2044	1974	2538	58155

REMARKS: Hand Card DP contained responses 1-5.

632. Recently, some married couples who are unable to have children have paid women, called "surrogate mothers," to bear a child for them. When the child is born, the couple becomes its adoptive parents and the surrogate mother receives a fee. Do you think that this practice should be permitted or forbidden under the law?

[VAR: SELLBABY]

RESPONSE	PUNCH	YEAR														
		1972-82	1982B	1983-87	1987B	1988-91	1993-98	2000	2002	2004	2006	2008	2010	2012	2014	ALL
Forbid it	1	0	0	0	0	0	465	0	0	0	0	0	0	0	0	465
Permit it	2	0	0	0	0	0	872	0	0	0	0	0	0	0	0	872
Don't know	8	0	0	0	0	0	104	0	0	0	0	0	0	0	0	104
No answer	9	0	0	0	0	0	3	0	0	0	0	0	0	0	0	3
Not applicable	IAP	13626	354	7542	353	5907	8890	2817	2765	2812	4510	2023	2044	1974	2538	58155

633. How much do you agree or disagree with the following statements:

HAND CARD DQ

A. There is nothing inherently wrong with prostitution, so long as the health risks can be minimized. If consenting adults agree to exchange money for sex, that is their business.

[VAR: SELLSEX]

RESPONSE	PUNCH	YEAR														
		1972-82	1982B	1983-87	1987B	1988-91	1993-98	2000	2002	2004	2006	2008	2010	2012	2014	ALL
Agree strongly	1	0	0	0	0	0	366	0	0	0	0	0	0	0	0	366
Agree somewhat	2	0	0	0	0	0	291	0	0	0	0	0	0	0	0	291
Disagree somewhat	3	0	0	0	0	0	270	0	0	0	0	0	0	0	0	270
Disagree strongly	4	0	0	0	0	0	478	0	0	0	0	0	0	0	0	478
Don't know	8	0	0	0	0	0	35	0	0	0	0	0	0	0	0	35
No answer	9	0	0	0	0	0	4	0	0	0	0	0	0	0	0	4
Not applicable	IAP	13626	354	7542	353	5907	8890	2817	2765	2812	4510	2023	2044	1974	2538	58155

- B. It is the responsibility of government to require businesses to provide consumers with the information they need to make informed choices.

[VAR: REQINFO]

<u>RESPONSE</u>	<u>PUNCH</u>	<u>YEAR</u>														
		<u>1972-82</u>	<u>1982B</u>	<u>1983-87</u>	<u>1987B</u>	<u>1988-91</u>	<u>1993-98</u>	<u>2000</u>	<u>2002</u>	<u>2004</u>	<u>2006</u>	<u>2008</u>	<u>2010</u>	<u>2012</u>	<u>2014</u>	<u>ALL</u>
Agree strongly	1	0	0	0	0	0	522	0	0	0	0	0	0	0	0	522
Agree somewhat	2	0	0	0	0	0	330	0	0	0	0	0	0	0	0	330
Disagree somewhat	3	0	0	0	0	0	230	0	0	0	0	0	0	0	0	230
Disagree strongly	4	0	0	0	0	0	296	0	0	0	0	0	0	0	0	296
Don't know	8	0	0	0	0	0	60	0	0	0	0	0	0	0	0	60
No answer	9	0	0	0	0	0	6	0	0	0	0	0	0	0	0	6
Not applicable	IAP	13626	354	7542	353	5907	8890	2817	2765	2812	4510	2023	2044	1974	2538	58155

- C. Natural environments that support scarce or endangered species should be left alone, no matter how great the economic benefits to your community from developing them commercially might be.

[VAR: NATRECON]

<u>RESPONSE</u>	<u>PUNCH</u>	<u>YEAR</u>														
		<u>1972-82</u>	<u>1982B</u>	<u>1983-87</u>	<u>1987B</u>	<u>1988-91</u>	<u>1993-98</u>	<u>2000</u>	<u>2002</u>	<u>2004</u>	<u>2006</u>	<u>2008</u>	<u>2010</u>	<u>2012</u>	<u>2014</u>	<u>ALL</u>
Agree strongly	1	0	0	0	0	0	441	0	0	0	0	0	0	0	0	441
Agree somewhat	2	0	0	0	0	0	374	0	0	0	0	0	0	0	0	374
Disagree somewhat	3	0	0	0	0	0	290	0	0	0	0	0	0	0	0	290
Disagree strongly	4	0	0	0	0	0	245	0	0	0	0	0	0	0	0	245
Don't know	8	0	0	0	0	0	82	0	0	0	0	0	0	0	0	82
No answer	9	0	0	0	0	0	12	0	0	0	0	0	0	0	0	12
Not applicable	IAP	13626	354	7542	353	5907	8890	2817	2765	2812	4510	2023	2044	1974	2538	58155

REMARKS: Hand Card DQ contained responses 1-4.

634. How frequently do you go to garage sales, tag sales, or yard sales -- that is, one-time sales in which homeowners sell items that they no longer need from out of their homes, yards, or garages?

[VAR: TAGSALES]

<u>RESPONSE</u>	<u>PUNCH</u>	<u>YEAR</u>														
		<u>1972-82</u>	<u>1982B</u>	<u>1983-87</u>	<u>1987B</u>	<u>1988-91</u>	<u>1993-98</u>	<u>2000</u>	<u>2002</u>	<u>2004</u>	<u>2006</u>	<u>2008</u>	<u>2010</u>	<u>2012</u>	<u>2014</u>	<u>ALL</u>
Never (GO TO WKFAMBIZ)	1	0	0	0	0	0	457	0	0	0	0	0	0	0	0	457
Rarely	2	0	0	0	0	0	397	0	0	0	0	0	0	0	0	397
Occasionally (1-3 times a year)	3	0	0	0	0	0	382	0	0	0	0	0	0	0	0	382
Regularly	4	0	0	0	0	0	146	0	0	0	0	0	0	0	0	146
Almost every weekend when weather permits	5	0	0	0	0	0	56	0	0	0	0	0	0	0	0	56
Don't know	8	0	0	0	0	0	0	0	0	0	0	0	0	0	0	0
No answer	9	0	0	0	0	0	6	0	0	0	0	0	0	0	0	6
Not applicable	IAP	13626	354	7542	353	5907	8890	2817	2765	2812	4510	2023	2044	1974	2538	58155

635. When you go to such a sale, and when prices are posted, do you expect to pay the posted price, or do you expect to negotiate for a lower price?

[VAR: HAGGLE]

<u>RESPONSE</u>	<u>PUNCH</u>	<u>YEAR</u>														
		<u>1972-82</u>	<u>1982B</u>	<u>1983-87</u>	<u>1987B</u>	<u>1988-91</u>	<u>1993-98</u>	<u>2000</u>	<u>2002</u>	<u>2004</u>	<u>2006</u>	<u>2008</u>	<u>2010</u>	<u>2012</u>	<u>2014</u>	<u>ALL</u>
Expect to pay posted price	1	0	0	0	0	0	383	0	0	0	0	0	0	0	0	383
Negotiate for lower price	2	0	0	0	0	0	579	0	0	0	0	0	0	0	0	579
Don't know	8	0	0	0	0	0	12	0	0	0	0	0	0	0	0	12
No answer	9	0	0	0	0	0	13	0	0	0	0	0	0	0	0	13
Not applicable (Punch 1 in TAGSALES)	IAP	13626	354	7542	353	5907	9347	2817	2765	2812	4510	2023	2044	1974	2538	58612

636. Do you work for pay in a farm or other business owned in whole or in substantial part by a member or members of your family (parents, grandparents, children, brothers, sisters, aunts, uncles, or first cousins)?

[VAR: WKFAMBIZ]

<u>RESPONSE</u>	<u>PUNCH</u>	<u>YEAR</u>														
		<u>1972-82</u>	<u>1982B</u>	<u>1983-87</u>	<u>1987B</u>	<u>1988-91</u>	<u>1993-98</u>	<u>2000</u>	<u>2002</u>	<u>2004</u>	<u>2006</u>	<u>2008</u>	<u>2010</u>	<u>2012</u>	<u>2014</u>	<u>ALL</u>
Yes (GO TO HRFAMBIZ)	1	0	0	0	0	0	54	0	0	0	0	0	0	0	0	54
No (GO TO ECONSYS)	2	0	0	0	0	0	1381	0	0	0	0	0	0	0	0	1381
Don't know	8	0	0	0	0	0	0	0	0	0	0	0	0	0	0	0
No answer	9	0	0	0	0	0	9	0	0	0	0	0	0	0	0	9
Not applicable	IAP	13626	354	7542	353	5907	8890	2817	2765	2812	4510	2023	2044	1974	2538	58155

637. How many hours per week?

[VAR: HRFAMBIZ]

<u>RESPONSE</u>	<u>PUNCH</u>	<u>YEAR</u>														
		<u>1972-82</u>	<u>1982B</u>	<u>1983-87</u>	<u>1987B</u>	<u>1988-91</u>	<u>1993-98</u>	<u>2000</u>	<u>2002</u>	<u>2004</u>	<u>2006</u>	<u>2008</u>	<u>2010</u>	<u>2012</u>	<u>2014</u>	<u>ALL</u>
Only during especially busy seasons	1	0	0	0	0	0	8	0	0	0	0	0	0	0	0	8
Year-round, less than 10 hours a week	2	0	0	0	0	0	7	0	0	0	0	0	0	0	0	7
Year-round, between 10 and 30 hours a week	3	0	0	0	0	0	12	0	0	0	0	0	0	0	0	12
Year-round, more than 30 hours a week	4	0	0	0	0	0	27	0	0	0	0	0	0	0	0	27
No answer	9	0	0	0	0	0	9	0	0	0	0	0	0	0	0	9
Not applicable (Punch 2 in WKFAMBIZ)	IAP	13626	354	7542	353	5907	10271	2817	2765	2812	4510	2023	2044	1974	2538	59536

638. What kind of business is this?

HAND CARD DR

[VAR: FAMBIZ]

RESPONSE	PUNCH	YEAR														
		1972-82	1982B	1983-87	1987B	1988-91	1993-98	2000	2002	2004	2006	2008	2010	2012	2014	ALL
Manufacturing	1	0	0	0	0	0	4	0	0	0	0	0	0	0	0	4
Retail sales	2	0	0	0	0	0	6	0	0	0	0	0	0	0	0	6
Wholesale sales	3	0	0	0	0	0	1	0	0	0	0	0	0	0	0	1
Services	4	0	0	0	0	0	11	0	0	0	0	0	0	0	0	11
Transportation	5	0	0	0	0	0	5	0	0	0	0	0	0	0	0	5
Construction	6	0	0	0	0	0	9	0	0	0	0	0	0	0	0	9
Finance, insurance or real estate	7	0	0	0	0	0	1	0	0	0	0	0	0	0	0	1
Farming	8	0	0	0	0	0	6	0	0	0	0	0	0	0	0	6
Other (SPECIFY)	9	0	0	0	0	0	8	0	0	0	0	0	0	0	0	8
Don't know	98	0	0	0	0	0	1	0	0	0	0	0	0	0	0	1
No answer	99	0	0	0	0	0	11	0	0	0	0	0	0	0	0	11
Not applicable (Punch 2 in WKFAMBIZ)	IAP	13626	354	7542	353	5907	10271	2817	2765	2812	4510	2023	2044	1974	2538	59536

REMARKS: Hand Card DR contained responses 1-9.

639. On the whole, do you think our economic system is...

[VAR: ECONSUS]

RESPONSE	PUNCH	YEAR														
		1972-82	1982B	1983-87	1987B	1988-91	1993-98	2000	2002	2004	2006	2008	2010	2012	2014	ALL
The best system we could possibly have?	1	0	0	0	0	0	104	0	0	0	0	0	0	0	0	104
Basically okay but in need of some tinkering?	2	0	0	0	0	0	639	0	0	0	0	0	0	0	0	639
In need of some fundamental changes?	3	0	0	0	0	0	537	0	0	0	0	0	0	0	0	537
Needing to be replaced by some other system?	4	0	0	0	0	0	113	0	0	0	0	0	0	0	0	113
Don't know	8	0	0	0	0	0	43	0	0	0	0	0	0	0	0	43
No answer	9	0	0	0	0	0	8	0	0	0	0	0	0	0	0	8
Not applicable	IAP	13626	354	7542	353	5907	8890	2817	2765	2812	4510	2023	2044	1974	2538	58155

IF CURRENTLY MARRIED, ASK FAMFINAN-DECGIFT

640. Now I'd like to ask you about how you and your (husband/wife) organize your finances. Which of the following comes closest to describing the system that you and your (husband/wife) use:

HAND CARD DS

[VAR: FAMFINAN]

<u>RESPONSE</u>	<u>PUNCH</u>	<u>YEAR</u>														
		<u>1972-82</u>	<u>1982B</u>	<u>1983-87</u>	<u>1987B</u>	<u>1988-91</u>	<u>1993-98</u>	<u>2000</u>	<u>2002</u>	<u>2004</u>	<u>2006</u>	<u>2008</u>	<u>2010</u>	<u>2012</u>	<u>2014</u>	<u>ALL</u>
Wife manages all the money, except for husband's personal spending money	1	0	0	0	0	0	200	0	0	0	0	0	0	0	0	200
Husband manages all the money, except for wife's personal spending money	2	0	0	0	0	0	61	0	0	0	0	0	0	0	0	61
Wife has a housekeeping allowance and husband manages the rest of the money	3	0	0	0	0	0	59	0	0	0	0	0	0	0	0	59
All the money is pooled and each partner takes out what he or she needs	4	0	0	0	0	0	260	0	0	0	0	0	0	0	0	260
Some of the money is pooled, but each partner has some separate money as well	5	0	0	0	0	0	91	0	0	0	0	0	0	0	0	91
Husband and wife keep finances completely separate	6	0	0	0	0	0	32	0	0	0	0	0	0	0	0	32
No answer	9	0	0	0	0	0	5	0	0	0	0	0	0	0	0	5
Not applicable (Punches 2-5 in MARITAL)	IAP	13626	354	7542	353	5907	9626	2817	2765	2812	4510	2023	2044	1974	2538	58891

REMARKS: Hand Card DS contained responses 1-6.

641. This question is about some of the financial decisions that you and your (husband/wife) may make. For each decision, please tell me how it was made the last time you faced this decision.

HAND CARD DT

A. Deciding whether or not to buy an automobile.

[VAR: DECAUTO]

<u>RESPONSE</u>	<u>PUNCH</u>	<u>YEAR</u>														
		<u>1972-82</u>	<u>1982B</u>	<u>1983-87</u>	<u>1987B</u>	<u>1988-91</u>	<u>1993-98</u>	<u>2000</u>	<u>2002</u>	<u>2004</u>	<u>2006</u>	<u>2008</u>	<u>2010</u>	<u>2012</u>	<u>2014</u>	<u>ALL</u>
Husband alone	1	0	0	0	0	0	47	0	0	0	0	0	0	0	0	47
Husband after consulting with wife	2	0	0	0	0	0	90	0	0	0	0	0	0	0	0	90
Husband and wife together	3	0	0	0	0	0	501	0	0	0	0	0	0	0	0	501
Wife after consulting husband	4	0	0	0	0	0	22	0	0	0	0	0	0	0	0	22
Wife alone	5	0	0	0	0	0	21	0	0	0	0	0	0	0	0	21
Other	6	0	0	0	0	0	5	0	0	0	0	0	0	0	0	5
Not applicable - have not faced this decision	7	0	0	0	0	0	0	0	0	0	0	0	0	0	0	0
Don't know	8	0	0	0	0	0	19	0	0	0	0	0	0	0	0	19
No answer	9	0	0	0	0	0	3	0	0	0	0	0	0	0	0	3
Not applicable (Punches 2-5 in MARITAL)	IAP	13626	354	7542	353	5907	9626	2817	2765	2812	4510	2023	2044	1974	2538	58891

B. Deciding whether or not to buy bedroom furniture.

[VAR: DECBED]

RESPONSE	PUNCH	YEAR														
		1972-82	1982B	1983-87	1987B	1988-91	1993-98	2000	2002	2004	2006	2008	2010	2012	2014	ALL
Husband alone	1	0	0	0	0	0	6	0	0	0	0	0	0	0	0	6
Husband after consulting with wife	2	0	0	0	0	0	22	0	0	0	0	0	0	0	0	22
Husband and wife together	3	0	0	0	0	0	471	0	0	0	0	0	0	0	0	471
Wife after consulting husband	4	0	0	0	0	0	94	0	0	0	0	0	0	0	0	94
Wife alone	5	0	0	0	0	0	61	0	0	0	0	0	0	0	0	61
Other	6	0	0	0	0	0	5	0	0	0	0	0	0	0	0	5
Not applicable - have not faced this decision	7	0	0	0	0	0	0	0	0	0	0	0	0	0	0	0
Don't know	8	0	0	0	0	0	44	0	0	0	0	0	0	0	0	44
No answer	9	0	0	0	0	0	5	0	0	0	0	0	0	0	0	5
Not applicable (Punches 2-5 in MARITAL)	IAP	13626	354	7542	353	5907	9626	2817	2765	2812	4510	2023	2044	1974	2538	58891

C. Deciding on major charitable gifts.

[VAR: DECGIFT]

RESPONSE	PUNCH	YEAR														
		1972-82	1982B	1983-87	1987B	1988-91	1993-98	2000	2002	2004	2006	2008	2010	2012	2014	ALL
Husband alone	1	0	0	0	0	0	29	0	0	0	0	0	0	0	0	29
Husband after consulting with wife	2	0	0	0	0	0	29	0	0	0	0	0	0	0	0	29
Husband and wife together	3	0	0	0	0	0	475	0	0	0	0	0	0	0	0	475
Wife after consulting husband	4	0	0	0	0	0	45	0	0	0	0	0	0	0	0	45
Wife alone	5	0	0	0	0	0	53	0	0	0	0	0	0	0	0	53
Other	6	0	0	0	0	0	15	0	0	0	0	0	0	0	0	15
Not applicable - have not faced this decision	7	0	0	0	0	0	0	0	0	0	0	0	0	0	0	0
Don't know	8	0	0	0	0	0	56	0	0	0	0	0	0	0	0	56
No answer	9	0	0	0	0	0	6	0	0	0	0	0	0	0	0	6
Not applicable (Punches 2-5 in MARITAL)	IAP	13626	354	7542	353	5907	9626	2817	2765	2812	4510	2023	2044	1974	2538	58891

REMARKS: Hand Card DT contained responses 1-6.

642. From time to time companies must lay-off some of their employees. If some have to be laid-off, who, in your opinion, has the greatest right to keep their jobs?

CODE ANSWER INTO CATEGORIES BELOW. IF MORE THAN ONE CATEGORY MENTIONED, ASK WHICH IS MOST IMPORTANT AND CODE BELOW.

[VAR: LAYOFFS]

RESPONSE	PUNCH	YEAR														ALL
		1972-82	1982B	1983-87	1987B	1988-91	1993-98	2000	2002	2004	2006	2008	2010	2012	2014	
Those who have worked for the company the longest time (have the most seniority)	1	0	0	0	0	0	685	0	0	0	0	0	0	0	0	685
Those who have the greatest needs/the greatest burden to support a family	2	0	0	0	0	0	98	0	0	0	0	0	0	0	0	98
Those who are the best workers, the most able and productive	3	0	0	0	0	0	529	0	0	0	0	0	0	0	0	529
Those who would have the greatest difficulty in finding a new job	4	0	0	0	0	0	3	0	0	0	0	0	0	0	0	3
Union members	5	0	0	0	0	0	4	0	0	0	0	0	0	0	0	4
Older employees	6	0	0	0	0	0	11	0	0	0	0	0	0	0	0	11
Younger employees	7	0	0	0	0	0	3	0	0	0	0	0	0	0	0	3
Men	8	0	0	0	0	0	5	0	0	0	0	0	0	0	0	5
Women	9	0	0	0	0	0	0	0	0	0	0	0	0	0	0	0
Whites	10	0	0	0	0	0	0	0	0	0	0	0	0	0	0	0
Minorities/non-whites	11	0	0	0	0	0	7	0	0	0	0	0	0	0	0	7
Other (Please specify)	12	0	0	0	0	0	22	0	0	0	0	0	0	0	0	22
Owners, Bosses, Executives	13	0	0	0	0	0	9	0	0	0	0	0	0	0	0	9
Essential, Necessary, Critical	14	0	0	0	0	0	4	0	0	0	0	0	0	0	0	4
Newest Employees	15	0	0	0	0	0	2	0	0	0	0	0	0	0	0	2
Most Loyal	16	0	0	0	0	0	3	0	0	0	0	0	0	0	0	3
Production, Blue-Collar, Hands-On People	17	0	0	0	0	0	4	0	0	0	0	0	0	0	0	4
Don't know	98	0	0	0	0	0	48	0	0	0	0	0	0	0	0	48
No answer	99	0	0	0	0	0	7	0	0	0	0	0	0	0	0	7
Not applicable	IAP	13626	354	7542	353	5907	8890	2817	2765	2812	4510	2023	2044	1974	2538	58155

**The 1996 Topical Module: Markets and Exchange - Giving and Volunteering
(VOLHLTH-NEEDYOTH)**

643. Listed on this card are examples of the many different areas in which people do volunteer activity. By volunteer activity I mean not just belonging to a service organization, but actually working in some way to help others for no monetary pay. In which, if any, of the areas listed on this card have you done some volunteer work in the past twelve months? (DON'T READ. RECORD BELOW UNDER VOLHLTH-VOLOTH. CIRCLE "YES" OR "NO" FOR EACH AREA)

HAND CARD DU

A. Health

[VAR: VOLHLTH]

RESPONSE	PUNCH	YEAR														
		<u>1972-82</u>	<u>1982B</u>	<u>1983-87</u>	<u>1987B</u>	<u>1988-91</u>	<u>1993-98</u>	<u>2000</u>	<u>2002</u>	<u>2004</u>	<u>2006</u>	<u>2008</u>	<u>2010</u>	<u>2012</u>	<u>2014</u>	<u>ALL</u>
Yes	1	0	0	0	0	0	147	0	0	0	0	0	0	0	0	147
No	2	0	0	0	0	0	1209	0	0	0	0	0	0	0	0	1209
Don't know	8	0	0	0	0	0	0	0	0	0	0	0	0	0	0	0
No answer	9	0	0	0	0	0	88	0	0	0	0	0	0	0	0	88
Not applicable	IAP	13626	354	7542	353	5907	8890	2817	2765	2812	4510	2023	2044	1974	2538	58155

B. Education

[VAR: VOLEDUC]

RESPONSE	PUNCH	YEAR														
		<u>1972-82</u>	<u>1982B</u>	<u>1983-87</u>	<u>1987B</u>	<u>1988-91</u>	<u>1993-98</u>	<u>2000</u>	<u>2002</u>	<u>2004</u>	<u>2006</u>	<u>2008</u>	<u>2010</u>	<u>2012</u>	<u>2014</u>	<u>ALL</u>
Yes	1	0	0	0	0	0	243	0	0	0	0	0	0	0	0	243
No	2	0	0	0	0	0	1123	0	0	0	0	0	0	0	0	1123
Don't know	8	0	0	0	0	0	0	0	0	0	0	0	0	0	0	0
No answer	9	0	0	0	0	0	78	0	0	0	0	0	0	0	0	78
Not applicable	IAP	13626	354	7542	353	5907	8890	2817	2765	2812	4510	2023	2044	1974	2538	58155

C. Religious organizations

[VAR: VOLRELIG]

<u>RESPONSE</u>	<u>PUNCH</u>	<u>YEAR</u>														
		<u>1972-82</u>	<u>1982B</u>	<u>1983-87</u>	<u>1987B</u>	<u>1988-91</u>	<u>1993-98</u>	<u>2000</u>	<u>2002</u>	<u>2004</u>	<u>2006</u>	<u>2008</u>	<u>2010</u>	<u>2012</u>	<u>2014</u>	<u>ALL</u>
Yes	1	0	0	0	0	0	347	0	0	0	0	0	0	0	0	347
No	2	0	0	0	0	0	1028	0	0	0	0	0	0	0	0	1028
Don't know	8	0	0	0	0	0	0	0	0	0	0	0	0	0	0	0
No answer	9	0	0	0	0	0	69	0	0	0	0	0	0	0	0	69
Not applicable	IAP	13626	354	7542	353	5907	8890	2817	2765	2812	4510	2023	2044	1974	2538	58155

D. Human services

[VAR: VOLHUMAN]

<u>RESPONSE</u>	<u>PUNCH</u>	<u>YEAR</u>														
		<u>1972-82</u>	<u>1982B</u>	<u>1983-87</u>	<u>1987B</u>	<u>1988-91</u>	<u>1993-98</u>	<u>2000</u>	<u>2002</u>	<u>2004</u>	<u>2006</u>	<u>2008</u>	<u>2010</u>	<u>2012</u>	<u>2014</u>	<u>ALL</u>
Yes	1	0	0	0	0	0	137	0	0	0	0	0	0	0	0	137
No	2	0	0	0	0	0	1218	0	0	0	0	0	0	0	0	1218
Don't know	8	0	0	0	0	0	0	0	0	0	0	0	0	0	0	0
No answer	9	0	0	0	0	0	89	0	0	0	0	0	0	0	0	89
Not applicable	IAP	13626	354	7542	353	5907	8890	2817	2765	2812	4510	2023	2044	1974	2538	58155

E. Environment

[VAR: VOLENVIR]

<u>RESPONSE</u>	<u>PUNCH</u>	<u>YEAR</u>														
		<u>1972-82</u>	<u>1982B</u>	<u>1983-87</u>	<u>1987B</u>	<u>1988-91</u>	<u>1993-98</u>	<u>2000</u>	<u>2002</u>	<u>2004</u>	<u>2006</u>	<u>2008</u>	<u>2010</u>	<u>2012</u>	<u>2014</u>	<u>ALL</u>
Yes	1	0	0	0	0	0	100	0	0	0	0	0	0	0	0	100
No	2	0	0	0	0	0	1245	0	0	0	0	0	0	0	0	1245
Don't know	8	0	0	0	0	0	0	0	0	0	0	0	0	0	0	0
No answer	9	0	0	0	0	0	99	0	0	0	0	0	0	0	0	99
Not applicable	IAP	13626	354	7542	353	5907	8890	2817	2765	2812	4510	2023	2044	1974	2538	58155

F. Public/society benefit

[VAR: VOLPUB]

<u>RESPONSE</u>	<u>PUNCH</u>	<u>YEAR</u>														
		<u>1972-82</u>	<u>1982B</u>	<u>1983-87</u>	<u>1987B</u>	<u>1988-91</u>	<u>1993-98</u>	<u>2000</u>	<u>2002</u>	<u>2004</u>	<u>2006</u>	<u>2008</u>	<u>2010</u>	<u>2012</u>	<u>2014</u>	<u>ALL</u>
Yes	1	0	0	0	0	0	110	0	0	0	0	0	0	0	0	110
No	2	0	0	0	0	0	1247	0	0	0	0	0	0	0	0	1247
Don't know	8	0	0	0	0	0	0	0	0	0	0	0	0	0	0	0
No answer	9	0	0	0	0	0	87	0	0	0	0	0	0	0	0	87
Not applicable	IAP	13626	354	7542	353	5907	8890	2817	2765	2812	4510	2023	2044	1974	2538	58155

G. Recreation - adults

[VAR: VOLREC]

<u>RESPONSE</u>	<u>PUNCH</u>	<u>YEAR</u>														
		<u>1972-82</u>	<u>1982B</u>	<u>1983-87</u>	<u>1987B</u>	<u>1988-91</u>	<u>1993-98</u>	<u>2000</u>	<u>2002</u>	<u>2004</u>	<u>2006</u>	<u>2008</u>	<u>2010</u>	<u>2012</u>	<u>2014</u>	<u>ALL</u>
Yes	1	0	0	0	0	0	91	0	0	0	0	0	0	0	0	91
No	2	0	0	0	0	0	1254	0	0	0	0	0	0	0	0	1254
Don't know	8	0	0	0	0	0	0	0	0	0	0	0	0	0	0	0
No answer	9	0	0	0	0	0	99	0	0	0	0	0	0	0	0	99
Not applicable	IAP	13626	354	7542	353	5907	8890	2817	2765	2812	4510	2023	2044	1974	2538	58155

H. Arts, culture, and humanities

[VAR: VOLART]

<u>RESPONSE</u>	<u>PUNCH</u>	<u>YEAR</u>														
		<u>1972-82</u>	<u>1982B</u>	<u>1983-87</u>	<u>1987B</u>	<u>1988-91</u>	<u>1993-98</u>	<u>2000</u>	<u>2002</u>	<u>2004</u>	<u>2006</u>	<u>2008</u>	<u>2010</u>	<u>2012</u>	<u>2014</u>	<u>ALL</u>
Yes	1	0	0	0	0	0	97	0	0	0	0	0	0	0	0	97
No	2	0	0	0	0	0	1252	0	0	0	0	0	0	0	0	1252
Don't know	8	0	0	0	0	0	0	0	0	0	0	0	0	0	0	0
No answer	9	0	0	0	0	0	95	0	0	0	0	0	0	0	0	95
Not applicable	IAP	13626	354	7542	353	5907	8890	2817	2765	2812	4510	2023	2044	1974	2538	58155

I. Work-related organizations

[VAR: VOLWORK]

<u>RESPONSE</u>	<u>PUNCH</u>	<u>YEAR</u>														
		<u>1972-82</u>	<u>1982B</u>	<u>1983-87</u>	<u>1987B</u>	<u>1988-91</u>	<u>1993-98</u>	<u>2000</u>	<u>2002</u>	<u>2004</u>	<u>2006</u>	<u>2008</u>	<u>2010</u>	<u>2012</u>	<u>2014</u>	<u>ALL</u>
Yes	1	0	0	0	0	0	171	0	0	0	0	0	0	0	0	171
No	2	0	0	0	0	0	1189	0	0	0	0	0	0	0	0	1189
Don't know	8	0	0	0	0	0	0	0	0	0	0	0	0	0	0	0
No answer	9	0	0	0	0	0	84	0	0	0	0	0	0	0	0	84
Not applicable	IAP	13626	354	7542	353	5907	8890	2817	2765	2812	4510	2023	2044	1974	2538	58155

J. Political organizations or campaigns

[VAR: VOLPOL]

<u>RESPONSE</u>	<u>PUNCH</u>	<u>YEAR</u>														
		<u>1972-82</u>	<u>1982B</u>	<u>1983-87</u>	<u>1987B</u>	<u>1988-91</u>	<u>1993-98</u>	<u>2000</u>	<u>2002</u>	<u>2004</u>	<u>2006</u>	<u>2008</u>	<u>2010</u>	<u>2012</u>	<u>2014</u>	<u>ALL</u>
Yes	1	0	0	0	0	0	68	0	0	0	0	0	0	0	0	68
No	2	0	0	0	0	0	1277	0	0	0	0	0	0	0	0	1277
Don't know	8	0	0	0	0	0	0	0	0	0	0	0	0	0	0	0
No answer	9	0	0	0	0	0	99	0	0	0	0	0	0	0	0	99
Not applicable	IAP	13626	354	7542	353	5907	8890	2817	2765	2812	4510	2023	2044	1974	2538	58155

K. Youth development

[VAR: VOLYOUTH]

<u>RESPONSE</u>	<u>PUNCH</u>	<u>YEAR</u>														
		<u>1972-82</u>	<u>1982B</u>	<u>1983-87</u>	<u>1987B</u>	<u>1988-91</u>	<u>1993-98</u>	<u>2000</u>	<u>2002</u>	<u>2004</u>	<u>2006</u>	<u>2008</u>	<u>2010</u>	<u>2012</u>	<u>2014</u>	<u>ALL</u>
Yes	1	0	0	0	0	0	214	0	0	0	0	0	0	0	0	214
No	2	0	0	0	0	0	1145	0	0	0	0	0	0	0	0	1145
Don't know	8	0	0	0	0	0	0	0	0	0	0	0	0	0	0	0
No answer	9	0	0	0	0	0	85	0	0	0	0	0	0	0	0	85
Not applicable	IAP	13626	354	7542	353	5907	8890	2817	2765	2812	4510	2023	2044	1974	2538	58155

L. Private and community foundations

[VAR: VOLFOUND]

<u>RESPONSE</u>	<u>PUNCH</u>	<u>YEAR</u>														
		<u>1972-82</u>	<u>1982B</u>	<u>1983-87</u>	<u>1987B</u>	<u>1988-91</u>	<u>1993-98</u>	<u>2000</u>	<u>2002</u>	<u>2004</u>	<u>2006</u>	<u>2008</u>	<u>2010</u>	<u>2012</u>	<u>2014</u>	<u>ALL</u>
Yes	1	0	0	0	0	0	108	0	0	0	0	0	0	0	0	108
No	2	0	0	0	0	0	1241	0	0	0	0	0	0	0	0	1241
Don't know	8	0	0	0	0	0	0	0	0	0	0	0	0	0	0	0
No answer	9	0	0	0	0	0	95	0	0	0	0	0	0	0	0	95
Not applicable	IAP	13626	354	7542	353	5907	8890	2817	2765	2812	4510	2023	2044	1974	2538	58155

M. International/foreign

[VAR: VOLINTL]

<u>RESPONSE</u>	<u>PUNCH</u>	<u>YEAR</u>														
		<u>1972-82</u>	<u>1982B</u>	<u>1983-87</u>	<u>1987B</u>	<u>1988-91</u>	<u>1993-98</u>	<u>2000</u>	<u>2002</u>	<u>2004</u>	<u>2006</u>	<u>2008</u>	<u>2010</u>	<u>2012</u>	<u>2014</u>	<u>ALL</u>
Yes	1	0	0	0	0	0	29	0	0	0	0	0	0	0	0	29
No	2	0	0	0	0	0	1310	0	0	0	0	0	0	0	0	1310
Don't know	8	0	0	0	0	0	0	0	0	0	0	0	0	0	0	0
No answer	9	0	0	0	0	0	105	0	0	0	0	0	0	0	0	105
Not applicable	IAP	13626	354	7542	353	5907	8890	2817	2765	2812	4510	2023	2044	1974	2538	58155

N. Informal-alone-not-for-pay

[VAR: VOLINFRM]

<u>RESPONSE</u>	<u>PUNCH</u>	<u>YEAR</u>														
		<u>1972-82</u>	<u>1982B</u>	<u>1983-87</u>	<u>1987B</u>	<u>1988-91</u>	<u>1993-98</u>	<u>2000</u>	<u>2002</u>	<u>2004</u>	<u>2006</u>	<u>2008</u>	<u>2010</u>	<u>2012</u>	<u>2014</u>	<u>ALL</u>
Yes	1	0	0	0	0	0	102	0	0	0	0	0	0	0	0	102
No	2	0	0	0	0	0	1240	0	0	0	0	0	0	0	0	1240
Don't know	8	0	0	0	0	0	0	0	0	0	0	0	0	0	0	0
No answer	9	0	0	0	0	0	102	0	0	0	0	0	0	0	0	102
Not applicable	IAP	13626	354	7542	353	5907	8890	2817	2765	2812	4510	2023	2044	1974	2538	58155

O. Other (SPECIFY)

[VAR: VOLOTH]

RESPONSE	PUNCH	YEAR														
		1972-82	1982B	1983-87	1987B	1988-91	1993-98	2000	2002	2004	2006	2008	2010	2012	2014	ALL
Yes	1	0	0	0	0	0	45	0	0	0	0	0	0	0	0	45
No	2	0	0	0	0	0	1203	0	0	0	0	0	0	0	0	1203
Don't know	8	0	0	0	0	0	0	0	0	0	0	0	0	0	0	0
No answer	9	0	0	0	0	0	196	0	0	0	0	0	0	0	0	196
Not applicable	IAP	13626	354	7542	353	5907	8890	2817	2765	2812	4510	2023	2044	1974	2538	58155

REMARKS: Hand Card DU contained question prompts A-O.

FOR ALL "YES" RESPONSES IN VOLHLTH-VOLOTH, ASK MONHLTH-MONOTH. IF NONE - SKIP TO GIVHLTH-GIVOTH.

644. In which, if any, of the areas listed on this card have you done some volunteer work in the past month? (RECORD ABOVE UNDER MONHLTH-MONOTH. CIRCLE "YES" OR "NO" FOR EACH AREA)

HAND CARD DV

A. Health

[VAR: MONHLTH]

RESPONSE	PUNCH	YEAR														
		1972-82	1982B	1983-87	1987B	1988-91	1993-98	2000	2002	2004	2006	2008	2010	2012	2014	ALL
Yes	1	0	0	0	0	0	75	0	0	0	0	0	0	0	0	75
No	2	0	0	0	0	0	69	0	0	0	0	0	0	0	0	69
Don't know	8	0	0	0	0	0	0	0	0	0	0	0	0	0	0	0
No answer	9	0	0	0	0	0	3	0	0	0	0	0	0	0	0	3
Not applicable (Punch 2 in VOLHLTH)	IAP	13626	354	7542	353	5907	10187	2817	2765	2812	4510	2023	2044	1974	2538	59452

B. Education

[VAR: MONEDUC]

<u>RESPONSE</u>	<u>PUNCH</u>	<u>YEAR</u>														
		<u>1972-82</u>	<u>1982B</u>	<u>1983-87</u>	<u>1987B</u>	<u>1988-91</u>	<u>1993-98</u>	<u>2000</u>	<u>2002</u>	<u>2004</u>	<u>2006</u>	<u>2008</u>	<u>2010</u>	<u>2012</u>	<u>2014</u>	<u>ALL</u>
Yes	1	0	0	0	0	0	126	0	0	0	0	0	0	0	0	126
No	2	0	0	0	0	0	100	0	0	0	0	0	0	0	0	100
Don't know	8	0	0	0	0	0	0	0	0	0	0	0	0	0	0	0
No answer	9	0	0	0	0	0	17	0	0	0	0	0	0	0	0	17
Not applicable (Punch 2 in VOLEDUC)	IAP	13626	354	7542	353	5907	10091	2817	2765	2812	4510	2023	2044	1974	2538	59356

C. Religious organizations

[VAR: MONRELIG]

<u>RESPONSE</u>	<u>PUNCH</u>	<u>YEAR</u>														
		<u>1972-82</u>	<u>1982B</u>	<u>1983-87</u>	<u>1987B</u>	<u>1988-91</u>	<u>1993-98</u>	<u>2000</u>	<u>2002</u>	<u>2004</u>	<u>2006</u>	<u>2008</u>	<u>2010</u>	<u>2012</u>	<u>2014</u>	<u>ALL</u>
Yes	1	0	0	0	0	0	206	0	0	0	0	0	0	0	0	206
No	2	0	0	0	0	0	133	0	0	0	0	0	0	0	0	133
Don't know	8	0	0	0	0	0	0	0	0	0	0	0	0	0	0	0
No answer	9	0	0	0	0	0	8	0	0	0	0	0	0	0	0	8
Not applicable (Punch 2 in VOLRELIG)	IAP	13626	354	7542	353	5907	9987	2817	2765	2812	4510	2023	2044	1974	2538	59252

D. Human services

[VAR: MONHUMAN]

<u>RESPONSE</u>	<u>PUNCH</u>	<u>YEAR</u>														
		<u>1972-82</u>	<u>1982B</u>	<u>1983-87</u>	<u>1987B</u>	<u>1988-91</u>	<u>1993-98</u>	<u>2000</u>	<u>2002</u>	<u>2004</u>	<u>2006</u>	<u>2008</u>	<u>2010</u>	<u>2012</u>	<u>2014</u>	<u>ALL</u>
Yes	1	0	0	0	0	0	65	0	0	0	0	0	0	0	0	65
No	2	0	0	0	0	0	62	0	0	0	0	0	0	0	0	62
Don't know	8	0	0	0	0	0	0	0	0	0	0	0	0	0	0	0
No answer	9	0	0	0	0	0	10	0	0	0	0	0	0	0	0	10
Not applicable (Punch 2 in VOLHUMAN)	IAP	13626	354	7542	353	5907	10197	2817	2765	2812	4510	2023	2044	1974	2538	59462

E. Environment

[VAR: MONENVIR]

<u>RESPONSE</u>	<u>PUNCH</u>	<u>YEAR</u>														
		<u>1972-82</u>	<u>1982B</u>	<u>1983-87</u>	<u>1987B</u>	<u>1988-91</u>	<u>1993-98</u>	<u>2000</u>	<u>2002</u>	<u>2004</u>	<u>2006</u>	<u>2008</u>	<u>2010</u>	<u>2012</u>	<u>2014</u>	<u>ALL</u>
Yes	1	0	0	0	0	0	41	0	0	0	0	0	0	0	0	41
No	2	0	0	0	0	0	52	0	0	0	0	0	0	0	0	52
Don't know	8	0	0	0	0	0	0	0	0	0	0	0	0	0	0	0
No answer	9	0	0	0	0	0	7	0	0	0	0	0	0	0	0	7
Not applicable (Punch 2 in VOLENVIR)	IAP	13626	354	7542	353	5907	10234	2817	2765	2812	4510	2023	2044	1974	2538	59499

F. Public/society benefit

[VAR: MONPUB]

<u>RESPONSE</u>	<u>PUNCH</u>	<u>YEAR</u>														
		<u>1972-82</u>	<u>1982B</u>	<u>1983-87</u>	<u>1987B</u>	<u>1988-91</u>	<u>1993-98</u>	<u>2000</u>	<u>2002</u>	<u>2004</u>	<u>2006</u>	<u>2008</u>	<u>2010</u>	<u>2012</u>	<u>2014</u>	<u>ALL</u>
Yes	1	0	0	0	0	0	47	0	0	0	0	0	0	0	0	47
No	2	0	0	0	0	0	52	0	0	0	0	0	0	0	0	52
Don't know	8	0	0	0	0	0	0	0	0	0	0	0	0	0	0	0
No answer	9	0	0	0	0	0	11	0	0	0	0	0	0	0	0	11
Not applicable (Punch 2 in VOLPUB)	IAP	13626	354	7542	353	5907	10224	2817	2765	2812	4510	2023	2044	1974	2538	59489

G. Recreation - adults

[VAR: MONREC]

<u>RESPONSE</u>	<u>PUNCH</u>	<u>YEAR</u>														
		<u>1972-82</u>	<u>1982B</u>	<u>1983-87</u>	<u>1987B</u>	<u>1988-91</u>	<u>1993-98</u>	<u>2000</u>	<u>2002</u>	<u>2004</u>	<u>2006</u>	<u>2008</u>	<u>2010</u>	<u>2012</u>	<u>2014</u>	<u>ALL</u>
Yes	1	0	0	0	0	0	35	0	0	0	0	0	0	0	0	35
No	2	0	0	0	0	0	51	0	0	0	0	0	0	0	0	51
Don't know	8	0	0	0	0	0	0	0	0	0	0	0	0	0	0	0
No answer	9	0	0	0	0	0	5	0	0	0	0	0	0	0	0	5
Not applicable (Punch 2 in VOLREC)	IAP	13626	354	7542	353	5907	10243	2817	2765	2812	4510	2023	2044	1974	2538	59508

H. Arts, culture, and humanities

[VAR: MONART]

<u>RESPONSE</u>	<u>PUNCH</u>	<u>YEAR</u>														
		<u>1972-82</u>	<u>1982B</u>	<u>1983-87</u>	<u>1987B</u>	<u>1988-91</u>	<u>1993-98</u>	<u>2000</u>	<u>2002</u>	<u>2004</u>	<u>2006</u>	<u>2008</u>	<u>2010</u>	<u>2012</u>	<u>2014</u>	<u>ALL</u>
Yes	1	0	0	0	0	0	40	0	0	0	0	0	0	0	0	40
No	2	0	0	0	0	0	45	0	0	0	0	0	0	0	0	45
Don't know	8	0	0	0	0	0	0	0	0	0	0	0	0	0	0	0
No answer	9	0	0	0	0	0	12	0	0	0	0	0	0	0	0	12
Not applicable (Punch 2 in VOLART)	IAP	13626	354	7542	353	5907	10237	2817	2765	2812	4510	2023	2044	1974	2538	59502

I. Work-related organizations

[VAR: MONWORK]

<u>RESPONSE</u>	<u>PUNCH</u>	<u>YEAR</u>														
		<u>1972-82</u>	<u>1982B</u>	<u>1983-87</u>	<u>1987B</u>	<u>1988-91</u>	<u>1993-98</u>	<u>2000</u>	<u>2002</u>	<u>2004</u>	<u>2006</u>	<u>2008</u>	<u>2010</u>	<u>2012</u>	<u>2014</u>	<u>ALL</u>
Yes	1	0	0	0	0	0	86	0	0	0	0	0	0	0	0	86
No	2	0	0	0	0	0	72	0	0	0	0	0	0	0	0	72
Don't know	8	0	0	0	0	0	0	0	0	0	0	0	0	0	0	0
No answer	9	0	0	0	0	0	13	0	0	0	0	0	0	0	0	13
Not applicable (Punch 2 in VOLWORK)	IAP	13626	354	7542	353	5907	10163	2817	2765	2812	4510	2023	2044	1974	2538	59428

J. Political organizations or campaigns

[VAR: MONPOL]

<u>RESPONSE</u>	<u>PUNCH</u>	<u>YEAR</u>														
		<u>1972-82</u>	<u>1982B</u>	<u>1983-87</u>	<u>1987B</u>	<u>1988-91</u>	<u>1993-98</u>	<u>2000</u>	<u>2002</u>	<u>2004</u>	<u>2006</u>	<u>2008</u>	<u>2010</u>	<u>2012</u>	<u>2014</u>	<u>ALL</u>
Yes	1	0	0	0	0	0	30	0	0	0	0	0	0	0	0	30
No	2	0	0	0	0	0	33	0	0	0	0	0	0	0	0	33
Don't know	8	0	0	0	0	0	0	0	0	0	0	0	0	0	0	0
No answer	9	0	0	0	0	0	5	0	0	0	0	0	0	0	0	5
Not applicable (Punch 2 in VOLPOL)	IAP	13626	354	7542	353	5907	10266	2817	2765	2812	4510	2023	2044	1974	2538	59531

K. Youth development

[VAR: MONYOUTH]

<u>RESPONSE</u>	<u>PUNCH</u>	<u>YEAR</u>														
		<u>1972-82</u>	<u>1982B</u>	<u>1983-87</u>	<u>1987B</u>	<u>1988-91</u>	<u>1993-98</u>	<u>2000</u>	<u>2002</u>	<u>2004</u>	<u>2006</u>	<u>2008</u>	<u>2010</u>	<u>2012</u>	<u>2014</u>	<u>ALL</u>
Yes	1	0	0	0	0	0	107	0	0	0	0	0	0	0	0	107
No	2	0	0	0	0	0	95	0	0	0	0	0	0	0	0	95
Don't know	8	0	0	0	0	0	0	0	0	0	0	0	0	0	0	0
No answer	9	0	0	0	0	0	12	0	0	0	0	0	0	0	0	12
Not applicable (Punch 2 in VOLYOUTH)	IAP	13626	354	7542	353	5907	10120	2817	2765	2812	4510	2023	2044	1974	2538	59385

L. Private and community foundations

[VAR: MONFOUND]

<u>RESPONSE</u>	<u>PUNCH</u>	<u>YEAR</u>														
		<u>1972-82</u>	<u>1982B</u>	<u>1983-87</u>	<u>1987B</u>	<u>1988-91</u>	<u>1993-98</u>	<u>2000</u>	<u>2002</u>	<u>2004</u>	<u>2006</u>	<u>2008</u>	<u>2010</u>	<u>2012</u>	<u>2014</u>	<u>ALL</u>
Yes	1	0	0	0	0	0	42	0	0	0	0	0	0	0	0	42
No	2	0	0	0	0	0	60	0	0	0	0	0	0	0	0	60
Don't know	8	0	0	0	0	0	0	0	0	0	0	0	0	0	0	0
No answer	9	0	0	0	0	0	6	0	0	0	0	0	0	0	0	6
Not applicable (Punch 2 in VOLFOUND)	IAP	13626	354	7542	353	5907	10226	2817	2765	2812	4510	2023	2044	1974	2538	59491

M. International/foreign

[VAR: MONINTL]

<u>RESPONSE</u>	<u>PUNCH</u>	<u>YEAR</u>														
		<u>1972-82</u>	<u>1982B</u>	<u>1983-87</u>	<u>1987B</u>	<u>1988-91</u>	<u>1993-98</u>	<u>2000</u>	<u>2002</u>	<u>2004</u>	<u>2006</u>	<u>2008</u>	<u>2010</u>	<u>2012</u>	<u>2014</u>	<u>ALL</u>
Yes	1	0	0	0	0	0	8	0	0	0	0	0	0	0	0	8
No	2	0	0	0	0	0	19	0	0	0	0	0	0	0	0	19
Don't know	8	0	0	0	0	0	0	0	0	0	0	0	0	0	0	0
No answer	9	0	0	0	0	0	2	0	0	0	0	0	0	0	0	2
Not applicable (Punch 2 in VOLINTL)	IAP	13626	354	7542	353	5907	10305	2817	2765	2812	4510	2023	2044	1974	2538	59570

N. Informal-alone-not-for-pay

[VAR: MONINFRM]

<u>RESPONSE</u>	<u>PUNCH</u>	<u>YEAR</u>														
		<u>1972-82</u>	<u>1982B</u>	<u>1983-87</u>	<u>1987B</u>	<u>1988-91</u>	<u>1993-98</u>	<u>2000</u>	<u>2002</u>	<u>2004</u>	<u>2006</u>	<u>2008</u>	<u>2010</u>	<u>2012</u>	<u>2014</u>	<u>ALL</u>
Yes	1	0	0	0	0	0	60	0	0	0	0	0	0	0	0	60
No	2	0	0	0	0	0	40	0	0	0	0	0	0	0	0	40
Don't know	8	0	0	0	0	0	0	0	0	0	0	0	0	0	0	0
No answer	9	0	0	0	0	0	2	0	0	0	0	0	0	0	0	2
Not applicable (Punch 2 in VOLINFRM)	IAP	13626	354	7542	353	5907	10232	2817	2765	2812	4510	2023	2044	1974	2538	59497

O. Other (SPECIFY)

[VAR: MONOTH]

<u>RESPONSE</u>	<u>PUNCH</u>	<u>YEAR</u>														
		<u>1972-82</u>	<u>1982B</u>	<u>1983-87</u>	<u>1987B</u>	<u>1988-91</u>	<u>1993-98</u>	<u>2000</u>	<u>2002</u>	<u>2004</u>	<u>2006</u>	<u>2008</u>	<u>2010</u>	<u>2012</u>	<u>2014</u>	<u>ALL</u>
Yes	1	0	0	0	0	0	24	0	0	0	0	0	0	0	0	24
No	2	0	0	0	0	0	17	0	0	0	0	0	0	0	0	17
Don't know	8	0	0	0	0	0	0	0	0	0	0	0	0	0	0	0
No answer	9	0	0	0	0	0	4	0	0	0	0	0	0	0	0	4
Not applicable (Punch 2 in VOLOTH)	IAP	13626	354	7542	353	5907	10289	2817	2765	2812	4510	2023	2044	1974	2538	59554

REMARKS: Hand Card DV contained question prompts A-O.

FOR ALL "YES" RESPONSES IN MONHLTH-MONOTH, ASK HRSHLTH-HRSOTH. IF NONE - SKIP TO GIVHLTH-GIVOTH

645. I'd like your best estimate of the total number of hours you spent in the past month on each of the areas in which you have been a volunteer. First, how many hours did you spend in the past month working for (ASK FOR EACH ITEM R MENTIONED IN MONHLTH-MONOTH) (RECORD ABOVE UNDER MONHLTH-MONOTH TO NEAREST HALF HOUR. IF UNSURE, PROBE FOR BEST ESTIMATE.)

HAND CARD DW

A. Health

[VAR: HRSHLTH]

RESPONSE	PUNCH	YEAR														
		<u>1972-82</u>	<u>1982B</u>	<u>1983-87</u>	<u>1987B</u>	<u>1988-91</u>	<u>1993-98</u>	<u>2000</u>	<u>2002</u>	<u>2004</u>	<u>2006</u>	<u>2008</u>	<u>2010</u>	<u>2012</u>	<u>2014</u>	<u>ALL</u>
1-9	1-9	0	0	0	0	0	47	0	0	0	0	0	0	0	0	47
10-19	10-19	0	0	0	0	0	12	0	0	0	0	0	0	0	0	12
20-29	20-29	0	0	0	0	0	6	0	0	0	0	0	0	0	0	6
30-89	30-89	0	0	0	0	0	8	0	0	0	0	0	0	0	0	8
Don't know	98	0	0	0	0	0	0	0	0	0	0	0	0	0	0	0
No answer	99	0	0	0	0	0	2	0	0	0	0	0	0	0	0	2
Not applicable (Punches 2, IAP in MONHLTH)	IAP	13626	354	7542	353	5907	10259	2817	2765	2812	4510	2023	2044	1974	2538	59524

B. Education

[VAR: HRSEUC]

RESPONSE	PUNCH	YEAR														
		<u>1972-82</u>	<u>1982B</u>	<u>1983-87</u>	<u>1987B</u>	<u>1988-91</u>	<u>1993-98</u>	<u>2000</u>	<u>2002</u>	<u>2004</u>	<u>2006</u>	<u>2008</u>	<u>2010</u>	<u>2012</u>	<u>2014</u>	<u>ALL</u>
1-9	1-9	0	0	0	0	0	81	0	0	0	0	0	0	0	0	81
10-19	10-19	0	0	0	0	0	24	0	0	0	0	0	0	0	0	24
20-29	20-29	0	0	0	0	0	11	0	0	0	0	0	0	0	0	11
30-89	30-89	0	0	0	0	0	8	0	0	0	0	0	0	0	0	8
Don't know	98	0	0	0	0	0	1	0	0	0	0	0	0	0	0	1
No answer	99	0	0	0	0	0	0	0	0	0	0	0	0	0	0	0
Not applicable (Punches 2, IAP in MONEDUC)	IAP	13626	354	7542	353	5907	10209	2817	2765	2812	4510	2023	2044	1974	2538	59474

C. Religious organizations

[VAR: HRSRELIG]

<u>RESPONSE</u>	<u>PUNCH</u>	<u>YEAR</u>														
		<u>1972-82</u>	<u>1982B</u>	<u>1983-87</u>	<u>1987B</u>	<u>1988-91</u>	<u>1993-98</u>	<u>2000</u>	<u>2002</u>	<u>2004</u>	<u>2006</u>	<u>2008</u>	<u>2010</u>	<u>2012</u>	<u>2014</u>	<u>ALL</u>
0	0	0	0	0	0	0	1	0	0	0	0	0	0	0	0	1
1-9	1-9	0	0	0	0	0	125	0	0	0	0	0	0	0	0	125
10-19	10-19	0	0	0	0	0	38	0	0	0	0	0	0	0	0	38
20-29	20-29	0	0	0	0	0	21	0	0	0	0	0	0	0	0	21
30-89	30-89	0	0	0	0	0	13	0	0	0	0	0	0	0	0	13
Don't know	98	0	0	0	0	0	2	0	0	0	0	0	0	0	0	2
No answer	99	0	0	0	0	0	2	0	0	0	0	0	0	0	0	2
Not applicable (Punches 2, IAP in MONRELIG)	IAP	13626	354	7542	353	5907	10132	2817	2765	2812	4510	2023	2044	1974	2538	59397

D. Human services

[VAR: HRSHUMAN]

<u>RESPONSE</u>	<u>PUNCH</u>	<u>YEAR</u>														
		<u>1972-82</u>	<u>1982B</u>	<u>1983-87</u>	<u>1987B</u>	<u>1988-91</u>	<u>1993-98</u>	<u>2000</u>	<u>2002</u>	<u>2004</u>	<u>2006</u>	<u>2008</u>	<u>2010</u>	<u>2012</u>	<u>2014</u>	<u>ALL</u>
1-9	1-9	0	0	0	0	0	50	0	0	0	0	0	0	0	0	50
10-19	10-19	0	0	0	0	0	5	0	0	0	0	0	0	0	0	5
20-29	20-29	0	0	0	0	0	2	0	0	0	0	0	0	0	0	2
30-89	30-89	0	0	0	0	0	7	0	0	0	0	0	0	0	0	7
Don't know	98	0	0	0	0	0	0	0	0	0	0	0	0	0	0	0
No answer	99	0	0	0	0	0	0	0	0	0	0	0	0	0	0	0
Not applicable (Punches 2, IAP in MONHUMAN)	IAP	13626	354	7542	353	5907	10270	2817	2765	2812	4510	2023	2044	1974	2538	59535

E. Environment

[VAR: HRSENVIR]

<u>RESPONSE</u>	<u>PUNCH</u>	<u>YEAR</u>														
		<u>1972-82</u>	<u>1982B</u>	<u>1983-87</u>	<u>1987B</u>	<u>1988-91</u>	<u>1993-98</u>	<u>2000</u>	<u>2002</u>	<u>2004</u>	<u>2006</u>	<u>2008</u>	<u>2010</u>	<u>2012</u>	<u>2014</u>	<u>ALL</u>
0	0	0	0	0	0	0	1	0	0	0	0	0	0	0	0	1
1-9	1-9	0	0	0	0	0	31	0	0	0	0	0	0	0	0	31
10-19	10-19	0	0	0	0	0	4	0	0	0	0	0	0	0	0	4
20-29	20-29	0	0	0	0	0	2	0	0	0	0	0	0	0	0	2
30-89	30-89	0	0	0	0	0	2	0	0	0	0	0	0	0	0	2
Don't know	98	0	0	0	0	0	0	0	0	0	0	0	0	0	0	0
No answer	99	0	0	0	0	0	0	0	0	0	0	0	0	0	0	0
Not applicable (Punches 2, IAP in MONENVIR)	IAP	13626	354	7542	353	5907	10294	2817	2765	2812	4510	2023	2044	1974	2538	59559

F. Public/society benefit

[VAR: HRSPUB]

<u>RESPONSE</u>	<u>PUNCH</u>	<u>YEAR</u>														
		<u>1972-82</u>	<u>1982B</u>	<u>1983-87</u>	<u>1987B</u>	<u>1988-91</u>	<u>1993-98</u>	<u>2000</u>	<u>2002</u>	<u>2004</u>	<u>2006</u>	<u>2008</u>	<u>2010</u>	<u>2012</u>	<u>2014</u>	<u>ALL</u>
1-9	1-9	0	0	0	0	0	33	0	0	0	0	0	0	0	0	33
10-19	10-19	0	0	0	0	0	6	0	0	0	0	0	0	0	0	6
20-29	20-29	0	0	0	0	0	3	0	0	0	0	0	0	0	0	3
30-89	30-89	0	0	0	0	0	4	0	0	0	0	0	0	0	0	4
Don't know	98	0	0	0	0	0	0	0	0	0	0	0	0	0	0	0
No answer	99	0	0	0	0	0	1	0	0	0	0	0	0	0	0	1
Not applicable (Punches 2, IAP in MONPUB)	IAP	13626	354	7542	353	5907	10287	2817	2765	2812	4510	2023	2044	1974	2538	59552

G. Recreation - adults

[VAR: HRSREC]

<u>RESPONSE</u>	<u>PUNCH</u>	<u>YEAR</u>														
		<u>1972-82</u>	<u>1982B</u>	<u>1983-87</u>	<u>1987B</u>	<u>1988-91</u>	<u>1993-98</u>	<u>2000</u>	<u>2002</u>	<u>2004</u>	<u>2006</u>	<u>2008</u>	<u>2010</u>	<u>2012</u>	<u>2014</u>	<u>ALL</u>
1-9	1-9	0	0	0	0	0	27	0	0	0	0	0	0	0	0	27
10-19	10-19	0	0	0	0	0	7	0	0	0	0	0	0	0	0	7
20-29	20-29	0	0	0	0	0	1	0	0	0	0	0	0	0	0	1
30-89	30-89	0	0	0	0	0	0	0	0	0	0	0	0	0	0	0
Don't know	98	0	0	0	0	0	0	0	0	0	0	0	0	0	0	0
No answer	99	0	0	0	0	0	0	0	0	0	0	0	0	0	0	0
Not applicable (Punches 2, IAP in MONREC)	IAP	13626	354	7542	353	5907	10299	2817	2765	2812	4510	2023	2044	1974	2538	59564

H. Arts, culture, and humanities

[VAR: HRSART]

<u>RESPONSE</u>	<u>PUNCH</u>	<u>YEAR</u>														
		<u>1972-82</u>	<u>1982B</u>	<u>1983-87</u>	<u>1987B</u>	<u>1988-91</u>	<u>1993-98</u>	<u>2000</u>	<u>2002</u>	<u>2004</u>	<u>2006</u>	<u>2008</u>	<u>2010</u>	<u>2012</u>	<u>2014</u>	<u>ALL</u>
1-9	1-9	0	0	0	0	0	25	0	0	0	0	0	0	0	0	25
10-19	10-19	0	0	0	0	0	10	0	0	0	0	0	0	0	0	10
20-29	20-29	0	0	0	0	0	3	0	0	0	0	0	0	0	0	3
30-89	30-89	0	0	0	0	0	2	0	0	0	0	0	0	0	0	2
Don't know	98	0	0	0	0	0	0	0	0	0	0	0	0	0	0	0
No answer	99	0	0	0	0	0	0	0	0	0	0	0	0	0	0	0
Not applicable (Punches 2, IAP in MONART)	IAP	13626	354	7542	353	5907	10294	2817	2765	2812	4510	2023	2044	1974	2538	59559

I. Work-related organizations

[VAR: HRSWORK]

<u>RESPONSE</u>	<u>PUNCH</u>	<u>YEAR</u>														
		<u>1972-82</u>	<u>1982B</u>	<u>1983-87</u>	<u>1987B</u>	<u>1988-91</u>	<u>1993-98</u>	<u>2000</u>	<u>2002</u>	<u>2004</u>	<u>2006</u>	<u>2008</u>	<u>2010</u>	<u>2012</u>	<u>2014</u>	<u>ALL</u>
1-9	1-9	0	0	0	0	0	59	0	0	0	0	0	0	0	0	59
10-19	10-19	0	0	0	0	0	18	0	0	0	0	0	0	0	0	18
20-29	20-29	0	0	0	0	0	4	0	0	0	0	0	0	0	0	4
30-89	30-89	0	0	0	0	0	2	0	0	0	0	0	0	0	0	2
Don't know	98	0	0	0	0	0	1	0	0	0	0	0	0	0	0	1
No answer	99	0	0	0	0	0	1	0	0	0	0	0	0	0	0	1
Not applicable (Punches 2, IAP in MONWORK)	IAP	13626	354	7542	353	5907	10249	2817	2765	2812	4510	2023	2044	1974	2538	59514

J. Political organizations or campaigns

[VAR: HRSPOL]

<u>RESPONSE</u>	<u>PUNCH</u>	<u>YEAR</u>														
		<u>1972-82</u>	<u>1982B</u>	<u>1983-87</u>	<u>1987B</u>	<u>1988-91</u>	<u>1993-98</u>	<u>2000</u>	<u>2002</u>	<u>2004</u>	<u>2006</u>	<u>2008</u>	<u>2010</u>	<u>2012</u>	<u>2014</u>	<u>ALL</u>
0	0	0	0	0	0	0	1	0	0	0	0	0	0	0	0	1
1-9	1-9	0	0	0	0	0	18	0	0	0	0	0	0	0	0	18
10-19	10-19	0	0	0	0	0	4	0	0	0	0	0	0	0	0	4
20-29	20-29	0	0	0	0	0	3	0	0	0	0	0	0	0	0	3
30-89	30-89	0	0	0	0	0	4	0	0	0	0	0	0	0	0	4
Don't know	98	0	0	0	0	0	0	0	0	0	0	0	0	0	0	0
No answer	99	0	0	0	0	0	0	0	0	0	0	0	0	0	0	0
Not applicable (Punches 2, IAP in MONPOL)	IAP	13626	354	7542	353	5907	10304	2817	2765	2812	4510	2023	2044	1974	2538	59569

K. Youth development

[VAR: HRSYOUTH]

<u>RESPONSE</u>	<u>PUNCH</u>	<u>YEAR</u>														
		<u>1972-82</u>	<u>1982B</u>	<u>1983-87</u>	<u>1987B</u>	<u>1988-91</u>	<u>1993-98</u>	<u>2000</u>	<u>2002</u>	<u>2004</u>	<u>2006</u>	<u>2008</u>	<u>2010</u>	<u>2012</u>	<u>2014</u>	<u>ALL</u>
0	0	0	0	0	0	0	2	0	0	0	0	0	0	0	0	2
1-9	1-9	0	0	0	0	0	67	0	0	0	0	0	0	0	0	67
10-19	10-19	0	0	0	0	0	20	0	0	0	0	0	0	0	0	20
20-29	20-29	0	0	0	0	0	9	0	0	0	0	0	0	0	0	9
30-89	30-89	0	0	0	0	0	3	0	0	0	0	0	0	0	0	3
Don't know	98	0	0	0	0	0	1	0	0	0	0	0	0	0	0	1
No answer	99	0	0	0	0	0	2	0	0	0	0	0	0	0	0	2
Not applicable (Punches 2, IAP in MONYOUTH)	IAP	13626	354	7542	353	5907	10230	2817	2765	2812	4510	2023	2044	1974	2538	59495

L. Private and community foundations

[VAR: HRSFOUND]

<u>RESPONSE</u>	<u>PUNCH</u>	<u>YEAR</u>														
		<u>1972-82</u>	<u>1982B</u>	<u>1983-87</u>	<u>1987B</u>	<u>1988-91</u>	<u>1993-98</u>	<u>2000</u>	<u>2002</u>	<u>2004</u>	<u>2006</u>	<u>2008</u>	<u>2010</u>	<u>2012</u>	<u>2014</u>	<u>ALL</u>
0	0	0	0	0	0	0	1	0	0	0	0	0	0	0	0	1
1-9	1-9	0	0	0	0	0	26	0	0	0	0	0	0	0	0	26
10-19	10-19	0	0	0	0	0	8	0	0	0	0	0	0	0	0	8
20-29	20-29	0	0	0	0	0	2	0	0	0	0	0	0	0	0	2
30-89	30-89	0	0	0	0	0	3	0	0	0	0	0	0	0	0	3
Don't know	98	0	0	0	0	0	1	0	0	0	0	0	0	0	0	1
No answer	99	0	0	0	0	0	1	0	0	0	0	0	0	0	0	1
Not applicable (Punches 2, IAP in MONFOUND)	IAP	13626	354	7542	353	5907	10292	2817	2765	2812	4510	2023	2044	1974	2538	59557

M. International/foreign

[VAR: HRSINTL]

<u>RESPONSE</u>	<u>PUNCH</u>	<u>YEAR</u>														
		<u>1972-82</u>	<u>1982B</u>	<u>1983-87</u>	<u>1987B</u>	<u>1988-91</u>	<u>1993-98</u>	<u>2000</u>	<u>2002</u>	<u>2004</u>	<u>2006</u>	<u>2008</u>	<u>2010</u>	<u>2012</u>	<u>2014</u>	<u>ALL</u>
1-9	1-9	0	0	0	0	0	7	0	0	0	0	0	0	0	0	7
10-19	10-19	0	0	0	0	0	1	0	0	0	0	0	0	0	0	1
20-29	20-29	0	0	0	0	0	0	0	0	0	0	0	0	0	0	0
30-89	30-89	0	0	0	0	0	0	0	0	0	0	0	0	0	0	0
Don't know	98	0	0	0	0	0	0	0	0	0	0	0	0	0	0	0
No answer	99	0	0	0	0	0	0	0	0	0	0	0	0	0	0	0
Not applicable (Punches 2, IAP in MONINTL)	IAP	13626	354	7542	353	5907	10326	2817	2765	2812	4510	2023	2044	1974	2538	59591

N. Informal-alone-not-for-pay

[VAR: HRSINFRM]

<u>RESPONSE</u>	<u>PUNCH</u>	<u>YEAR</u>														
		<u>1972-82</u>	<u>1982B</u>	<u>1983-87</u>	<u>1987B</u>	<u>1988-91</u>	<u>1993-98</u>	<u>2000</u>	<u>2002</u>	<u>2004</u>	<u>2006</u>	<u>2008</u>	<u>2010</u>	<u>2012</u>	<u>2014</u>	<u>ALL</u>
1-9	1-9	0	0	0	0	0	37	0	0	0	0	0	0	0	0	37
10-19	10-19	0	0	0	0	0	7	0	0	0	0	0	0	0	0	7
20-29	20-29	0	0	0	0	0	8	0	0	0	0	0	0	0	0	8
30-89	30-89	0	0	0	0	0	5	0	0	0	0	0	0	0	0	5
Don't know	98	0	0	0	0	0	1	0	0	0	0	0	0	0	0	1
No answer	99	0	0	0	0	0	1	0	0	0	0	0	0	0	0	1
Not applicable (Punches 2, IAP in MONINFRM)	IAP	13626	354	7542	353	5907	10275	2817	2765	2812	4510	2023	2044	1974	2538	59540

O. Other (SPECIFY)

[VAR: HRSOTH]

<u>RESPONSE</u>	<u>PUNCH</u>	<u>YEAR</u>														
		<u>1972-82</u>	<u>1982B</u>	<u>1983-87</u>	<u>1987B</u>	<u>1988-91</u>	<u>1993-98</u>	<u>2000</u>	<u>2002</u>	<u>2004</u>	<u>2006</u>	<u>2008</u>	<u>2010</u>	<u>2012</u>	<u>2014</u>	<u>ALL</u>
1-9	1-9	0	0	0	0	0	12	0	0	0	0	0	0	0	0	12
10-19	10-19	0	0	0	0	0	7	0	0	0	0	0	0	0	0	7
20-29	20-29	0	0	0	0	0	2	0	0	0	0	0	0	0	0	2
30-89	30-89	0	0	0	0	0	0	0	0	0	0	0	0	0	0	0
Don't know	98	0	0	0	0	0	0	0	0	0	0	0	0	0	0	0
No answer	99	0	0	0	0	0	1	0	0	0	0	0	0	0	0	1
Not applicable (Punches 2, IAP in MONOTH)	IAP	13626	354	7542	353	5907	10312	2817	2765	2812	4510	2023	2044	1974	2538	59577

REMARKS: Hand Card DW contained question prompts A-O. TThe collapsed numbers above are for convenience of display only.

646. Listed on this card are examples of many different fields in which people and families contribute money or other property for charitable purposes. I mean making a voluntary contribution and not with the intention of making a profit or obtaining goods and/or services for yourself. In which, if any, of the fields listed on this card have you and the members of your family or household contributed some money or other property in 1995? Just read off the letter of each field (DON'T READ. RECORD BELOW UNDER GIVHLTH-GIVOTH.)

HAND
CARD DX

A. Health

[VAR: GIVHLTH]

RESPONSE	PUNCH	YEAR														
		<u>1972-82</u>	<u>1982B</u>	<u>1983-87</u>	<u>1987B</u>	<u>1988-91</u>	<u>1993-98</u>	<u>2000</u>	<u>2002</u>	<u>2004</u>	<u>2006</u>	<u>2008</u>	<u>2010</u>	<u>2012</u>	<u>2014</u>	<u>ALL</u>
Yes	1	0	0	0	0	0	251	0	0	0	0	0	0	0	0	251
No	2	0	0	0	0	0	1051	0	0	0	0	0	0	0	0	1051
Don't know	8	0	0	0	0	0	0	0	0	0	0	0	0	0	0	0
No answer	9	0	0	0	0	0	142	0	0	0	0	0	0	0	0	142
Not applicable	IAP	13626	354	7542	353	5907	8890	2817	2765	2812	4510	2023	2044	1974	2538	58155

B. Education

[VAR: GIVEDUC]

RESPONSE	PUNCH	YEAR														
		<u>1972-82</u>	<u>1982B</u>	<u>1983-87</u>	<u>1987B</u>	<u>1988-91</u>	<u>1993-98</u>	<u>2000</u>	<u>2002</u>	<u>2004</u>	<u>2006</u>	<u>2008</u>	<u>2010</u>	<u>2012</u>	<u>2014</u>	<u>ALL</u>
Yes	1	0	0	0	0	0	219	0	0	0	0	0	0	0	0	219
No	2	0	0	0	0	0	1076	0	0	0	0	0	0	0	0	1076
Don't know	8	0	0	0	0	0	0	0	0	0	0	0	0	0	0	0
No answer	9	0	0	0	0	0	149	0	0	0	0	0	0	0	0	149
Not applicable	IAP	13626	354	7542	353	5907	8890	2817	2765	2812	4510	2023	2044	1974	2538	58155

C. Religious organizations

[VAR: GIVRELIG]

<u>RESPONSE</u>	<u>PUNCH</u>	<u>YEAR</u>														
		<u>1972-82</u>	<u>1982B</u>	<u>1983-87</u>	<u>1987B</u>	<u>1988-91</u>	<u>1993-98</u>	<u>2000</u>	<u>2002</u>	<u>2004</u>	<u>2006</u>	<u>2008</u>	<u>2010</u>	<u>2012</u>	<u>2014</u>	<u>ALL</u>
Yes	1	0	0	0	0	0	632	0	0	0	0	0	0	0	0	632
No	2	0	0	0	0	0	734	0	0	0	0	0	0	0	0	734
Don't know	8	0	0	0	0	0	0	0	0	0	0	0	0	0	0	0
No answer	9	0	0	0	0	0	78	0	0	0	0	0	0	0	0	78
Not applicable	IAP	13626	354	7542	353	5907	8890	2817	2765	2812	4510	2023	2044	1974	2538	58155

D. Human services

[VAR: GIVHUMAN]

<u>RESPONSE</u>	<u>PUNCH</u>	<u>YEAR</u>														
		<u>1972-82</u>	<u>1982B</u>	<u>1983-87</u>	<u>1987B</u>	<u>1988-91</u>	<u>1993-98</u>	<u>2000</u>	<u>2002</u>	<u>2004</u>	<u>2006</u>	<u>2008</u>	<u>2010</u>	<u>2012</u>	<u>2014</u>	<u>ALL</u>
Yes	1	0	0	0	0	0	230	0	0	0	0	0	0	0	0	230
No	2	0	0	0	0	0	1058	0	0	0	0	0	0	0	0	1058
Don't know	8	0	0	0	0	0	0	0	0	0	0	0	0	0	0	0
No answer	9	0	0	0	0	0	156	0	0	0	0	0	0	0	0	156
Not applicable	IAP	13626	354	7542	353	5907	8890	2817	2765	2812	4510	2023	2044	1974	2538	58155

E. Environment

[VAR: GIVENVIR]

<u>RESPONSE</u>	<u>PUNCH</u>	<u>YEAR</u>														
		<u>1972-82</u>	<u>1982B</u>	<u>1983-87</u>	<u>1987B</u>	<u>1988-91</u>	<u>1993-98</u>	<u>2000</u>	<u>2002</u>	<u>2004</u>	<u>2006</u>	<u>2008</u>	<u>2010</u>	<u>2012</u>	<u>2014</u>	<u>ALL</u>
Yes	1	0	0	0	0	0	130	0	0	0	0	0	0	0	0	130
No	2	0	0	0	0	0	1144	0	0	0	0	0	0	0	0	1144
Don't know	8	0	0	0	0	0	0	0	0	0	0	0	0	0	0	0
No answer	9	0	0	0	0	0	170	0	0	0	0	0	0	0	0	170
Not applicable	IAP	13626	354	7542	353	5907	8890	2817	2765	2812	4510	2023	2044	1974	2538	58155

F. Public/society benefit

[VAR: GIVPUB]

<u>RESPONSE</u>	<u>PUNCH</u>	<u>YEAR</u>														
		<u>1972-82</u>	<u>1982B</u>	<u>1983-87</u>	<u>1987B</u>	<u>1988-91</u>	<u>1993-98</u>	<u>2000</u>	<u>2002</u>	<u>2004</u>	<u>2006</u>	<u>2008</u>	<u>2010</u>	<u>2012</u>	<u>2014</u>	<u>ALL</u>
Yes	1	0	0	0	0	0	150	0	0	0	0	0	0	0	0	150
No	2	0	0	0	0	0	1134	0	0	0	0	0	0	0	0	1134
Don't know	8	0	0	0	0	0	0	0	0	0	0	0	0	0	0	0
No answer	9	0	0	0	0	0	160	0	0	0	0	0	0	0	0	160
Not applicable	IAP	13626	354	7542	353	5907	8890	2817	2765	2812	4510	2023	2044	1974	2538	58155

G. Recreation - adults

[VAR: GIVREC]

<u>RESPONSE</u>	<u>PUNCH</u>	<u>YEAR</u>														
		<u>1972-82</u>	<u>1982B</u>	<u>1983-87</u>	<u>1987B</u>	<u>1988-91</u>	<u>1993-98</u>	<u>2000</u>	<u>2002</u>	<u>2004</u>	<u>2006</u>	<u>2008</u>	<u>2010</u>	<u>2012</u>	<u>2014</u>	<u>ALL</u>
Yes	1	0	0	0	0	0	51	0	0	0	0	0	0	0	0	51
No	2	0	0	0	0	0	1216	0	0	0	0	0	0	0	0	1216
Don't know	8	0	0	0	0	0	0	0	0	0	0	0	0	0	0	0
No answer	9	0	0	0	0	0	177	0	0	0	0	0	0	0	0	177
Not applicable	IAP	13626	354	7542	353	5907	8890	2817	2765	2812	4510	2023	2044	1974	2538	58155

H. Arts, culture, and humanities

[VAR: GIVART]

<u>RESPONSE</u>	<u>PUNCH</u>	<u>YEAR</u>														
		<u>1972-82</u>	<u>1982B</u>	<u>1983-87</u>	<u>1987B</u>	<u>1988-91</u>	<u>1993-98</u>	<u>2000</u>	<u>2002</u>	<u>2004</u>	<u>2006</u>	<u>2008</u>	<u>2010</u>	<u>2012</u>	<u>2014</u>	<u>ALL</u>
Yes	1	0	0	0	0	0	122	0	0	0	0	0	0	0	0	122
No	2	0	0	0	0	0	1151	0	0	0	0	0	0	0	0	1151
Don't know	8	0	0	0	0	0	0	0	0	0	0	0	0	0	0	0
No answer	9	0	0	0	0	0	171	0	0	0	0	0	0	0	0	171
Not applicable	IAP	13626	354	7542	353	5907	8890	2817	2765	2812	4510	2023	2044	1974	2538	58155

I. Work-related organizations

[VAR: GIVWORK]

<u>RESPONSE</u>	<u>PUNCH</u>	<u>YEAR</u>														
		<u>1972-82</u>	<u>1982B</u>	<u>1983-87</u>	<u>1987B</u>	<u>1988-91</u>	<u>1993-98</u>	<u>2000</u>	<u>2002</u>	<u>2004</u>	<u>2006</u>	<u>2008</u>	<u>2010</u>	<u>2012</u>	<u>2014</u>	<u>ALL</u>
Yes	1	0	0	0	0	0	104	0	0	0	0	0	0	0	0	104
No	2	0	0	0	0	0	1166	0	0	0	0	0	0	0	0	1166
Don't know	8	0	0	0	0	0	0	0	0	0	0	0	0	0	0	0
No answer	9	0	0	0	0	0	174	0	0	0	0	0	0	0	0	174
Not applicable	IAP	13626	354	7542	353	5907	8890	2817	2765	2812	4510	2023	2044	1974	2538	58155

J. Political organizations or campaigns

[VAR: GIVPOL]

<u>RESPONSE</u>	<u>PUNCH</u>	<u>YEAR</u>														
		<u>1972-82</u>	<u>1982B</u>	<u>1983-87</u>	<u>1987B</u>	<u>1988-91</u>	<u>1993-98</u>	<u>2000</u>	<u>2002</u>	<u>2004</u>	<u>2006</u>	<u>2008</u>	<u>2010</u>	<u>2012</u>	<u>2014</u>	<u>ALL</u>
Yes	1	0	0	0	0	0	92	0	0	0	0	0	0	0	0	92
No	2	0	0	0	0	0	1175	0	0	0	0	0	0	0	0	1175
Don't know	8	0	0	0	0	0	0	0	0	0	0	0	0	0	0	0
No answer	9	0	0	0	0	0	177	0	0	0	0	0	0	0	0	177
Not applicable	IAP	13626	354	7542	353	5907	8890	2817	2765	2812	4510	2023	2044	1974	2538	58155

K. Youth development

[VAR: GIVYOUTH]

<u>RESPONSE</u>	<u>PUNCH</u>	<u>YEAR</u>														
		<u>1972-82</u>	<u>1982B</u>	<u>1983-87</u>	<u>1987B</u>	<u>1988-91</u>	<u>1993-98</u>	<u>2000</u>	<u>2002</u>	<u>2004</u>	<u>2006</u>	<u>2008</u>	<u>2010</u>	<u>2012</u>	<u>2014</u>	<u>ALL</u>
Yes	1	0	0	0	0	0	198	0	0	0	0	0	0	0	0	198
No	2	0	0	0	0	0	1090	0	0	0	0	0	0	0	0	1090
Don't know	8	0	0	0	0	0	1	0	0	0	0	0	0	0	0	1
No answer	9	0	0	0	0	0	155	0	0	0	0	0	0	0	0	155
Not applicable	IAP	13626	354	7542	353	5907	8890	2817	2765	2812	4510	2023	2044	1974	2538	58155

L. Private and community foundations

[VAR: GIVFOUND]

<u>RESPONSE</u>	<u>PUNCH</u>	<u>YEAR</u>														
		<u>1972-82</u>	<u>1982B</u>	<u>1983-87</u>	<u>1987B</u>	<u>1988-91</u>	<u>1993-98</u>	<u>2000</u>	<u>2002</u>	<u>2004</u>	<u>2006</u>	<u>2008</u>	<u>2010</u>	<u>2012</u>	<u>2014</u>	<u>ALL</u>
Yes	1	0	0	0	0	0	204	0	0	0	0	0	0	0	0	204
No	2	0	0	0	0	0	1082	0	0	0	0	0	0	0	0	1082
Don't know	8	0	0	0	0	0	1	0	0	0	0	0	0	0	0	1
No answer	9	0	0	0	0	0	157	0	0	0	0	0	0	0	0	157
Not applicable	IAP	13626	354	7542	353	5907	8890	2817	2765	2812	4510	2023	2044	1974	2538	58155

M. International/foreign

[VAR: GIVINTL]

<u>RESPONSE</u>	<u>PUNCH</u>	<u>YEAR</u>														
		<u>1972-82</u>	<u>1982B</u>	<u>1983-87</u>	<u>1987B</u>	<u>1988-91</u>	<u>1993-98</u>	<u>2000</u>	<u>2002</u>	<u>2004</u>	<u>2006</u>	<u>2008</u>	<u>2010</u>	<u>2012</u>	<u>2014</u>	<u>ALL</u>
Yes	1	0	0	0	0	0	33	0	0	0	0	0	0	0	0	33
No	2	0	0	0	0	0	1221	0	0	0	0	0	0	0	0	1221
Don't know	8	0	0	0	0	0	0	0	0	0	0	0	0	0	0	0
No answer	9	0	0	0	0	0	190	0	0	0	0	0	0	0	0	190
Not applicable	IAP	13626	354	7542	353	5907	8890	2817	2765	2812	4510	2023	2044	1974	2538	58155

N. Informal-alone-not-for-pay

[VAR: GIVINFRM]

<u>RESPONSE</u>	<u>PUNCH</u>	<u>YEAR</u>														
		<u>1972-82</u>	<u>1982B</u>	<u>1983-87</u>	<u>1987B</u>	<u>1988-91</u>	<u>1993-98</u>	<u>2000</u>	<u>2002</u>	<u>2004</u>	<u>2006</u>	<u>2008</u>	<u>2010</u>	<u>2012</u>	<u>2014</u>	<u>ALL</u>
Yes	1	0	0	0	0	0	37	0	0	0	0	0	0	0	0	37
No	2	0	0	0	0	0	1212	0	0	0	0	0	0	0	0	1212
Don't know	8	0	0	0	0	0	1	0	0	0	0	0	0	0	0	1
No answer	9	0	0	0	0	0	194	0	0	0	0	0	0	0	0	194
Not applicable	IAP	13626	354	7542	353	5907	8890	2817	2765	2812	4510	2023	2044	1974	2538	58155

O. Other (SPECIFY)

[VAR: GIVOTH]

RESPONSE	PUNCH	YEAR														
		1972-82	1982B	1983-87	1987B	1988-91	1993-98	2000	2002	2004	2006	2008	2010	2012	2014	ALL
Yes	1	0	0	0	0	0	97	0	0	0	0	0	0	0	0	97
No	2	0	0	0	0	0	1094	0	0	0	0	0	0	0	0	1094
Don't know	8	0	0	0	0	0	1	0	0	0	0	0	0	0	0	1
No answer	9	0	0	0	0	0	252	0	0	0	0	0	0	0	0	252
Not applicable	IAP	13626	354	7542	353	5907	8890	2817	2765	2812	4510	2023	2044	1974	2538	58155

REMARKS: Hand Card DX contained question prompts A-O.

**FOR ALL "YES" RESPONSES TO GIVHLTH-GIVOTH, ASK TOTHLTH-VALOTH
IF NONE - GO TO HOMELESS**

647. Approximately how much money or the cash equivalent of property have you contributed in each of the fields listed above in the past twelve months? (REPEAT FOR EACH ITEM MENTIONED IN GIVHLTH-GIVOTH) RECORD ABOVE UNDER TOTHLTH-VALOTH. (ESTIMATED DOLLAR VALUE CONTRIBUTED INCLUDING BOTH CASH CONTRIBUTIONS AND THE CASH-VALUE OF PROPERTY.)

HAND CARD DY

A. Health

[VAR: TOTHLTH]

RESPONSE	PUNCH	YEAR														
		1972-82	1982B	1983-87	1987B	1988-91	1993-98	2000	2002	2004	2006	2008	2010	2012	2014	ALL
0	0	0	0	0	0	0	6	0	0	0	0	0	0	0	0	6
\$1-\$999	1-999	0	0	0	0	0	198	0	0	0	0	0	0	0	0	198
\$1,000-\$4,999	1000-4999	0	0	0	0	0	9	0	0	0	0	0	0	0	0	9
\$5,000-\$9,999	5000-9999	0	0	0	0	0	0	0	0	0	0	0	0	0	0	0
\$10,000-\$99,995	10000-99995	0	0	0	0	0	1	0	0	0	0	0	0	0	0	1
Over \$99,995	99996	0	0	0	0	0	1	0	0	0	0	0	0	0	0	1
Don't know	99998	0	0	0	0	0	13	0	0	0	0	0	0	0	0	13
No answer	99999	0	0	0	0	0	23	0	0	0	0	0	0	0	0	23
Not applicable (Punch 2 in GIVHLTH)	IAP	13626	354	7542	353	5907	10083	2817	2765	2812	4510	2023	2044	1974	2538	59348

B. Education

[VAR: TOTEDUC]

<u>RESPONSE</u>	<u>PUNCH</u>	<u>YEAR</u>														
		<u>1972-82</u>	<u>1982B</u>	<u>1983-87</u>	<u>1987B</u>	<u>1988-91</u>	<u>1993-98</u>	<u>2000</u>	<u>2002</u>	<u>2004</u>	<u>2006</u>	<u>2008</u>	<u>2010</u>	<u>2012</u>	<u>2014</u>	<u>ALL</u>
0	0	0	0	0	0	0	3	0	0	0	0	0	0	0	0	3
\$1-\$999	1-999	0	0	0	0	0	160	0	0	0	0	0	0	0	0	160
\$1,000-\$4,999	1000-4999	0	0	0	0	0	17	0	0	0	0	0	0	0	0	17
\$5,000-\$9,999	5000-9999	0	0	0	0	0	2	0	0	0	0	0	0	0	0	2
\$10,000-\$99,995	10000-99995	0	0	0	0	0	1	0	0	0	0	0	0	0	0	1
Over \$99,995	99996	0	0	0	0	0	1	0	0	0	0	0	0	0	0	1
Don't know	99998	0	0	0	0	0	13	0	0	0	0	0	0	0	0	13
No answer	99999	0	0	0	0	0	22	0	0	0	0	0	0	0	0	22
Not applicable (Punch 2 in GIVEDUC)	IAP	13626	354	7542	353	5907	10115	2817	2765	2812	4510	2023	2044	1974	2538	59380

C. Religious organizations

[VAR: TOTRELIG]

<u>RESPONSE</u>	<u>PUNCH</u>	<u>YEAR</u>														
		<u>1972-82</u>	<u>1982B</u>	<u>1983-87</u>	<u>1987B</u>	<u>1988-91</u>	<u>1993-98</u>	<u>2000</u>	<u>2002</u>	<u>2004</u>	<u>2006</u>	<u>2008</u>	<u>2010</u>	<u>2012</u>	<u>2014</u>	<u>ALL</u>
0	0	0	0	0	0	0	6	0	0	0	0	0	0	0	0	6
\$1-\$999	1-999	0	0	0	0	0	375	0	0	0	0	0	0	0	0	375
\$1,000-\$4,999	1000-4999	0	0	0	0	0	117	0	0	0	0	0	0	0	0	117
\$5,000-\$9,999	5000-9999	0	0	0	0	0	22	0	0	0	0	0	0	0	0	22
\$10,000-\$99,995	10000-99995	0	0	0	0	0	6	0	0	0	0	0	0	0	0	6
Over \$99,995	99996	0	0	0	0	0	1	0	0	0	0	0	0	0	0	1
Don't know	99998	0	0	0	0	0	43	0	0	0	0	0	0	0	0	43
No answer	99999	0	0	0	0	0	62	0	0	0	0	0	0	0	0	62
Not applicable (Punch 2 in GIVRELIG)	IAP	13626	354	7542	353	5907	9702	2817	2765	2812	4510	2023	2044	1974	2538	58967

D. Human services

[VAR: TOTHUMAN]

<u>RESPONSE</u>	<u>PUNCH</u>	<u>YEAR</u>														
		<u>1972-82</u>	<u>1982B</u>	<u>1983-87</u>	<u>1987B</u>	<u>1988-91</u>	<u>1993-98</u>	<u>2000</u>	<u>2002</u>	<u>2004</u>	<u>2006</u>	<u>2008</u>	<u>2010</u>	<u>2012</u>	<u>2014</u>	<u>ALL</u>
0	0	0	0	0	0	0	10	0	0	0	0	0	0	0	0	10
\$1-\$999	1-999	0	0	0	0	0	170	0	0	0	0	0	0	0	0	170
\$1,000-\$4,999	1000-4999	0	0	0	0	0	9	0	0	0	0	0	0	0	0	9
\$5,000-\$9,999	5000-9999	0	0	0	0	0	1	0	0	0	0	0	0	0	0	1
\$10,000-\$99,995	10000-99995	0	0	0	0	0	1	0	0	0	0	0	0	0	0	1
Over \$99,995	99996	0	0	0	0	0	0	0	0	0	0	0	0	0	0	0
Don't know	99998	0	0	0	0	0	9	0	0	0	0	0	0	0	0	9
No answer	99999	0	0	0	0	0	30	0	0	0	0	0	0	0	0	30
Not applicable (Punch 2 in GIVHUMAN)	IAP	13626	354	7542	353	5907	10104	2817	2765	2812	4510	2023	2044	1974	2538	59369

E. Environment

[VAR: TOTENVIR]

<u>RESPONSE</u>	<u>PUNCH</u>	<u>YEAR</u>														
		<u>1972-82</u>	<u>1982B</u>	<u>1983-87</u>	<u>1987B</u>	<u>1988-91</u>	<u>1993-98</u>	<u>2000</u>	<u>2002</u>	<u>2004</u>	<u>2006</u>	<u>2008</u>	<u>2010</u>	<u>2012</u>	<u>2014</u>	<u>ALL</u>
0	0	0	0	0	0	0	3	0	0	0	0	0	0	0	0	3
\$1-\$999	1-999	0	0	0	0	0	110	0	0	0	0	0	0	0	0	110
\$1,000-\$4,999	1000-4999	0	0	0	0	0	5	0	0	0	0	0	0	0	0	5
\$5,000-\$9,999	5000-9999	0	0	0	0	0	0	0	0	0	0	0	0	0	0	0
\$10,000-\$99,995	10000-99995	0	0	0	0	0	0	0	0	0	0	0	0	0	0	0
Over \$99,995	99996	0	0	0	0	0	0	0	0	0	0	0	0	0	0	0
Don't know	99998	0	0	0	0	0	3	0	0	0	0	0	0	0	0	3
No answer	99999	0	0	0	0	0	9	0	0	0	0	0	0	0	0	9
Not applicable (Punch 2 in GIVENVIR)	IAP	13626	354	7542	353	5907	10204	2817	2765	2812	4510	2023	2044	1974	2538	59469

F. Public/society benefit

[VAR: TOTPUB]

<u>RESPONSE</u>	<u>PUNCH</u>	<u>YEAR</u>														
		<u>1972-82</u>	<u>1982B</u>	<u>1983-87</u>	<u>1987B</u>	<u>1988-91</u>	<u>1993-98</u>	<u>2000</u>	<u>2002</u>	<u>2004</u>	<u>2006</u>	<u>2008</u>	<u>2010</u>	<u>2012</u>	<u>2014</u>	<u>ALL</u>
0	0	0	0	0	0	0	3	0	0	0	0	0	0	0	0	3
\$1-\$999	1-999	0	0	0	0	0	111	0	0	0	0	0	0	0	0	111
\$1,000-\$4,999	1000-4999	0	0	0	0	0	4	0	0	0	0	0	0	0	0	4
\$5,000-\$9,999	5000-9999	0	0	0	0	0	0	0	0	0	0	0	0	0	0	0
\$10,000-\$99,995	10000-99995	0	0	0	0	0	0	0	0	0	0	0	0	0	0	0
Over \$99,995	99996	0	0	0	0	0	0	0	0	0	0	0	0	0	0	0
Don't know	99998	0	0	0	0	0	10	0	0	0	0	0	0	0	0	10
No answer	99999	0	0	0	0	0	22	0	0	0	0	0	0	0	0	22
Not applicable (Punch 2 in GIVPUB)	IAP	13626	354	7542	353	5907	10184	2817	2765	2812	4510	2023	2044	1974	2538	59449

G. Recreation - adults

[VAR: TOTREC]

<u>RESPONSE</u>	<u>PUNCH</u>	<u>YEAR</u>														
		<u>1972-82</u>	<u>1982B</u>	<u>1983-87</u>	<u>1987B</u>	<u>1988-91</u>	<u>1993-98</u>	<u>2000</u>	<u>2002</u>	<u>2004</u>	<u>2006</u>	<u>2008</u>	<u>2010</u>	<u>2012</u>	<u>2014</u>	<u>ALL</u>
0	0	0	0	0	0	0	1	0	0	0	0	0	0	0	0	1
\$1-\$999	1-999	0	0	0	0	0	39	0	0	0	0	0	0	0	0	39
\$1,000-\$4,999	1000-4999	0	0	0	0	0	3	0	0	0	0	0	0	0	0	3
\$5,000-\$9,999	5000-9999	0	0	0	0	0	0	0	0	0	0	0	0	0	0	0
\$10,000-\$99,995	10000-99995	0	0	0	0	0	0	0	0	0	0	0	0	0	0	0
Over \$99,995	99996	0	0	0	0	0	0	0	0	0	0	0	0	0	0	0
Don't know	99998	0	0	0	0	0	3	0	0	0	0	0	0	0	0	3
No answer	99999	0	0	0	0	0	5	0	0	0	0	0	0	0	0	5
Not applicable (Punch 2 in GIVREC)	IAP	13626	354	7542	353	5907	10283	2817	2765	2812	4510	2023	2044	1974	2538	59548

H. Arts, culture, and humanities

[VAR: TOTART]

<u>RESPONSE</u>	<u>PUNCH</u>	<u>YEAR</u>														
		<u>1972-82</u>	<u>1982B</u>	<u>1983-87</u>	<u>1987B</u>	<u>1988-91</u>	<u>1993-98</u>	<u>2000</u>	<u>2002</u>	<u>2004</u>	<u>2006</u>	<u>2008</u>	<u>2010</u>	<u>2012</u>	<u>2014</u>	<u>ALL</u>
0	0	0	0	0	0	0	0	0	0	0	0	0	0	0	0	0
\$1-\$999	1-999	0	0	0	0	0	91	0	0	0	0	0	0	0	0	91
\$1,000-\$4,999	1000-4999	0	0	0	0	0	6	0	0	0	0	0	0	0	0	6
\$5,000-\$9,999	5000-9999	0	0	0	0	0	1	0	0	0	0	0	0	0	0	1
\$10,000-\$99,995	10000-99995	0	0	0	0	0	0	0	0	0	0	0	0	0	0	0
Over \$99,995	99996	0	0	0	0	0	0	0	0	0	0	0	0	0	0	0
Don't know	99998	0	0	0	0	0	7	0	0	0	0	0	0	0	0	7
No answer	99999	0	0	0	0	0	17	0	0	0	0	0	0	0	0	17
Not applicable (Punch 2 in GIVART)	IAP	13626	354	7542	353	5907	10212	2817	2765	2812	4510	2023	2044	1974	2538	59477

I. Work-related organizations

[VAR: TOTWORK]

<u>RESPONSE</u>	<u>PUNCH</u>	<u>YEAR</u>														
		<u>1972-82</u>	<u>1982B</u>	<u>1983-87</u>	<u>1987B</u>	<u>1988-91</u>	<u>1993-98</u>	<u>2000</u>	<u>2002</u>	<u>2004</u>	<u>2006</u>	<u>2008</u>	<u>2010</u>	<u>2012</u>	<u>2014</u>	<u>ALL</u>
0	0	0	0	0	0	0	1	0	0	0	0	0	0	0	0	1
\$1-\$999	1-999	0	0	0	0	0	84	0	0	0	0	0	0	0	0	84
\$1,000-\$4,999	1000-4999	0	0	0	0	0	3	0	0	0	0	0	0	0	0	3
\$5,000-\$9,999	5000-9999	0	0	0	0	0	0	0	0	0	0	0	0	0	0	0
\$10,000-\$99,995	10000-99995	0	0	0	0	0	0	0	0	0	0	0	0	0	0	0
Over \$99,995	99996	0	0	0	0	0	0	0	0	0	0	0	0	0	0	0
Don't know	99998	0	0	0	0	0	10	0	0	0	0	0	0	0	0	10
No answer	99999	0	0	0	0	0	6	0	0	0	0	0	0	0	0	6
Not applicable (Punch 2 in GIVWORK)	IAP	13626	354	7542	353	5907	10230	2817	2765	2812	4510	2023	2044	1974	2538	59495

J. Political organizations or campaigns

[VAR: TOTPOL]

<u>RESPONSE</u>	<u>PUNCH</u>	<u>YEAR</u>														
		<u>1972-82</u>	<u>1982B</u>	<u>1983-87</u>	<u>1987B</u>	<u>1988-91</u>	<u>1993-98</u>	<u>2000</u>	<u>2002</u>	<u>2004</u>	<u>2006</u>	<u>2008</u>	<u>2010</u>	<u>2012</u>	<u>2014</u>	<u>ALL</u>
0	0	0	0	0	0	0	1	0	0	0	0	0	0	0	0	1
\$1-\$999	1-999	0	0	0	0	0	68	0	0	0	0	0	0	0	0	68
\$1,000-\$4,999	1000-4999	0	0	0	0	0	6	0	0	0	0	0	0	0	0	6
\$5,000-\$9,999	5000-9999	0	0	0	0	0	1	0	0	0	0	0	0	0	0	1
\$10,000-\$99,995	10000-99995	0	0	0	0	0	0	0	0	0	0	0	0	0	0	0
Over \$99,995	99996	0	0	0	0	0	0	0	0	0	0	0	0	0	0	0
Don't know	99998	0	0	0	0	0	4	0	0	0	0	0	0	0	0	4
No answer	99999	0	0	0	0	0	12	0	0	0	0	0	0	0	0	12
Not applicable (Punch 2 in GIVPOL)	IAP	13626	354	7542	353	5907	10242	2817	2765	2812	4510	2023	2044	1974	2538	59507

K. Youth development

[VAR: TOTYOUTH]

<u>RESPONSE</u>	<u>PUNCH</u>	<u>YEAR</u>														
		<u>1972-82</u>	<u>1982B</u>	<u>1983-87</u>	<u>1987B</u>	<u>1988-91</u>	<u>1993-98</u>	<u>2000</u>	<u>2002</u>	<u>2004</u>	<u>2006</u>	<u>2008</u>	<u>2010</u>	<u>2012</u>	<u>2014</u>	<u>ALL</u>
0	0	0	0	0	0	0	2	0	0	0	0	0	0	0	0	2
\$1-\$999	1-999	0	0	0	0	0	160	0	0	0	0	0	0	0	0	160
\$1,000-\$4,999	1000-4999	0	0	0	0	0	8	0	0	0	0	0	0	0	0	8
\$5,000-\$9,999	5000-9999	0	0	0	0	0	1	0	0	0	0	0	0	0	0	1
\$10,000-\$99,995	10000-99995	0	0	0	0	0	1	0	0	0	0	0	0	0	0	1
Over \$99,995	99996	0	0	0	0	0	1	0	0	0	0	0	0	0	0	1
Don't know	99998	0	0	0	0	0	9	0	0	0	0	0	0	0	0	9
No answer	99999	0	0	0	0	0	16	0	0	0	0	0	0	0	0	16
Not applicable (Punch 2 in GIVYOUTH)	IAP	13626	354	7542	353	5907	10136	2817	2765	2812	4510	2023	2044	1974	2538	59401

L. Private and community foundations

[VAR: TOTFOUND]

<u>RESPONSE</u>	<u>PUNCH</u>	<u>YEAR</u>														
		<u>1972-82</u>	<u>1982B</u>	<u>1983-87</u>	<u>1987B</u>	<u>1988-91</u>	<u>1993-98</u>	<u>2000</u>	<u>2002</u>	<u>2004</u>	<u>2006</u>	<u>2008</u>	<u>2010</u>	<u>2012</u>	<u>2014</u>	<u>ALL</u>
0	0	0	0	0	0	0	16	0	0	0	0	0	0	0	0	16
\$1-\$999	1-999	0	0	0	0	0	148	0	0	0	0	0	0	0	0	148
\$1,000-\$4,999	1000-4999	0	0	0	0	0	8	0	0	0	0	0	0	0	0	8
\$5,000-\$9,999	5000-9999	0	0	0	0	0	0	0	0	0	0	0	0	0	0	0
\$10,000-\$99,995	10000-99995	0	0	0	0	0	0	0	0	0	0	0	0	0	0	0
Over \$99,995	99996	0	0	0	0	0	0	0	0	0	0	0	0	0	0	0
Don't know	99998	0	0	0	0	0	10	0	0	0	0	0	0	0	0	10
No answer	99999	0	0	0	0	0	22	0	0	0	0	0	0	0	0	22
Not applicable (Punch 2 in GIVFOUND)	IAP	13626	354	7542	353	5907	10130	2817	2765	2812	4510	2023	2044	1974	2538	59395

M. International/foreign

[VAR: TOTINTL]

<u>RESPONSE</u>	<u>PUNCH</u>	<u>YEAR</u>														
		<u>1972-82</u>	<u>1982B</u>	<u>1983-87</u>	<u>1987B</u>	<u>1988-91</u>	<u>1993-98</u>	<u>2000</u>	<u>2002</u>	<u>2004</u>	<u>2006</u>	<u>2008</u>	<u>2010</u>	<u>2012</u>	<u>2014</u>	<u>ALL</u>
0	0	0	0	0	0	0	0	0	0	0	0	0	0	0	0	0
\$1-\$999	1-999	0	0	0	0	0	21	0	0	0	0	0	0	0	0	21
\$1,000-\$4,999	1000-4999	0	0	0	0	0	3	0	0	0	0	0	0	0	0	3
\$5,000-\$9,999	5000-9999	0	0	0	0	0	0	0	0	0	0	0	0	0	0	0
\$10,000-\$99,995	10000-99995	0	0	0	0	0	0	0	0	0	0	0	0	0	0	0
Over \$99,995	99996	0	0	0	0	0	0	0	0	0	0	0	0	0	0	0
Don't know	99998	0	0	0	0	0	3	0	0	0	0	0	0	0	0	3
No answer	99999	0	0	0	0	0	6	0	0	0	0	0	0	0	0	6
Not applicable (Punch 2 in GIVINTL)	IAP	13626	354	7542	353	5907	10301	2817	2765	2812	4510	2023	2044	1974	2538	59566

N. Informal-alone-not-for-pay

[VAR: TOTINFRM]

<u>RESPONSE</u>	<u>PUNCH</u>	<u>YEAR</u>														
		<u>1972-82</u>	<u>1982B</u>	<u>1983-87</u>	<u>1987B</u>	<u>1988-91</u>	<u>1993-98</u>	<u>2000</u>	<u>2002</u>	<u>2004</u>	<u>2006</u>	<u>2008</u>	<u>2010</u>	<u>2012</u>	<u>2014</u>	<u>ALL</u>
0	0	0	0	0	0	0	3	0	0	0	0	0	0	0	0	3
\$1-\$999	1-999	0	0	0	0	0	19	0	0	0	0	0	0	0	0	19
\$1,000-\$4,999	1000-4999	0	0	0	0	0	5	0	0	0	0	0	0	0	0	5
\$5,000-\$9,999	5000-9999	0	0	0	0	0	0	0	0	0	0	0	0	0	0	0
\$10,000-\$99,995	10000-99995	0	0	0	0	0	0	0	0	0	0	0	0	0	0	0
Over \$99,995	99996	0	0	0	0	0	0	0	0	0	0	0	0	0	0	0
Don't know	99998	0	0	0	0	0	4	0	0	0	0	0	0	0	0	4
No answer	99999	0	0	0	0	0	6	0	0	0	0	0	0	0	0	6
Not applicable (Punch 2 in GIVINFRM)	IAP	13626	354	7542	353	5907	10297	2817	2765	2812	4510	2023	2044	1974	2538	59562

O. Other (SPECIFY)

[VAR: TOTOTH]

<u>RESPONSE</u>	<u>PUNCH</u>	<u>YEAR</u>														
		<u>1972-82</u>	<u>1982B</u>	<u>1983-87</u>	<u>1987B</u>	<u>1988-91</u>	<u>1993-98</u>	<u>2000</u>	<u>2002</u>	<u>2004</u>	<u>2006</u>	<u>2008</u>	<u>2010</u>	<u>2012</u>	<u>2014</u>	<u>ALL</u>
0	0	0	0	0	0	0	2	0	0	0	0	0	0	0	0	2
\$1-\$999	1-999	0	0	0	0	0	71	0	0	0	0	0	0	0	0	71
\$1,000-\$4,999	1000-4999	0	0	0	0	0	5	0	0	0	0	0	0	0	0	5
\$5,000-\$9,999	5000-9999	0	0	0	0	0	0	0	0	0	0	0	0	0	0	0
\$10,000-\$99,995	10000-99995	0	0	0	0	0	0	0	0	0	0	0	0	0	0	0
Over \$99,995	99996	0	0	0	0	0	0	0	0	0	0	0	0	0	0	0
Don't know	99998	0	0	0	0	0	2	0	0	0	0	0	0	0	0	2
No answer	99999	0	0	0	0	0	17	0	0	0	0	0	0	0	0	17
Not applicable (Punch 2 in GIVOTH)	IAP	13626	354	7542	353	5907	10237	2817	2765	2812	4510	2023	2044	1974	2538	59502

REMARKS: These variables code exact number of dollars mentioned in TOTHLTH-TOTOTH. The collapsed numbers above are for convenience of display only. Hand Card DY contained question prompts A-O.

648. Of the total amount you gave to (AREA IN TOTHLTH-TOTOTH what is the estimated dollar value of contributed property, e.g., clothing, furniture, real estate, equipment, etc.? (REPEAT FOR EACH ITEM MENTIONED IN TOTHLTH-TOTOTH) RECORD ABOVE UNDER VALHLTH-VALOTH. (ESTIMATED CASH-VALUE OF PROPERTY CONTRIBUTIONS ONLY.)

HAND CARD DZ

A. Health

[VAR: VALHLTH]

RESPONSE	PUNCH	YEAR														
		1972-82	1982B	1983-87	1987B	1988-91	1993-98	2000	2002	2004	2006	2008	2010	2012	2014	ALL
0	0	0	0	0	0	0	122	0	0	0	0	0	0	0	0	122
\$1-\$999	1-999	0	0	0	0	0	25	0	0	0	0	0	0	0	0	25
\$1,000-\$4,999	1000-4999	0	0	0	0	0	2	0	0	0	0	0	0	0	0	2
\$5,000-\$9,999	5000-9999	0	0	0	0	0	0	0	0	0	0	0	0	0	0	0
\$10,000-\$99,995	10000-99995	0	0	0	0	0	0	0	0	0	0	0	0	0	0	0
Over \$99,995	99996	0	0	0	0	0	0	0	0	0	0	0	0	0	0	0
Don't know	99998	0	0	0	0	0	9	0	0	0	0	0	0	0	0	9
No answer	99999	0	0	0	0	0	93	0	0	0	0	0	0	0	0	93
Not applicable (Punch 2 in GIVHLTH)	IAP	13626	354	7542	353	5907	10083	2817	2765	2812	4510	2023	2044	1974	2538	59348

B. Education

[VAR: VALEDUC]

RESPONSE	PUNCH	YEAR														
		1972-82	1982B	1983-87	1987B	1988-91	1993-98	2000	2002	2004	2006	2008	2010	2012	2014	ALL
0	0	0	0	0	0	0	93	0	0	0	0	0	0	0	0	93
\$1-\$999	1-999	0	0	0	0	0	37	0	0	0	0	0	0	0	0	37
\$1,000-\$4,999	1000-4999	0	0	0	0	0	3	0	0	0	0	0	0	0	0	3
\$5,000-\$9,999	5000-9999	0	0	0	0	0	0	0	0	0	0	0	0	0	0	0
\$10,000-\$99,995	10000-99995	0	0	0	0	0	0	0	0	0	0	0	0	0	0	0
Over \$99,995	99996	0	0	0	0	0	1	0	0	0	0	0	0	0	0	1
Don't know	99998	0	0	0	0	0	10	0	0	0	0	0	0	0	0	10
No answer	99999	0	0	0	0	0	75	0	0	0	0	0	0	0	0	75
Not applicable (Punch 2 in GIVEDUC)	IAP	13626	354	7542	353	5907	10115	2817	2765	2812	4510	2023	2044	1974	2538	59380

C. Religious organizations

[VAR: VALRELIG]

<u>RESPONSE</u>	<u>PUNCH</u>	<u>YEAR</u>														
		<u>1972-82</u>	<u>1982B</u>	<u>1983-87</u>	<u>1987B</u>	<u>1988-91</u>	<u>1993-98</u>	<u>2000</u>	<u>2002</u>	<u>2004</u>	<u>2006</u>	<u>2008</u>	<u>2010</u>	<u>2012</u>	<u>2014</u>	<u>ALL</u>
0	0	0	0	0	0	0	290	0	0	0	0	0	0	0	0	290
\$1-\$999	1-999	0	0	0	0	0	97	0	0	0	0	0	0	0	0	97
\$1,000-\$4,999	1000-4999	0	0	0	0	0	11	0	0	0	0	0	0	0	0	11
\$5,000-\$9,999	5000-9999	0	0	0	0	0	3	0	0	0	0	0	0	0	0	3
\$10,000-\$99,995	10000-99995	0	0	0	0	0	0	0	0	0	0	0	0	0	0	0
Over \$99,995	99996	0	0	0	0	0	0	0	0	0	0	0	0	0	0	0
Don't know	99998	0	0	0	0	0	33	0	0	0	0	0	0	0	0	33
No answer	99999	0	0	0	0	0	196	0	0	0	0	0	0	0	0	196
Not applicable (Punch 2 in GIVRELIG)	IAP	13626	354	7542	353	5907	9704	2817	2765	2812	4510	2023	2044	1974	2538	58969

D. Human services

[VAR: VALHUMAN]

<u>RESPONSE</u>	<u>PUNCH</u>	<u>YEAR</u>														
		<u>1972-82</u>	<u>1982B</u>	<u>1983-87</u>	<u>1987B</u>	<u>1988-91</u>	<u>1993-98</u>	<u>2000</u>	<u>2002</u>	<u>2004</u>	<u>2006</u>	<u>2008</u>	<u>2010</u>	<u>2012</u>	<u>2014</u>	<u>ALL</u>
0	0	0	0	0	0	0	94	0	0	0	0	0	0	0	0	94
\$1-\$999	1-999	0	0	0	0	0	64	0	0	0	0	0	0	0	0	64
\$1,000-\$4,999	1000-4999	0	0	0	0	0	4	0	0	0	0	0	0	0	0	4
\$5,000-\$9,999	5000-9999	0	0	0	0	0	0	0	0	0	0	0	0	0	0	0
\$10,000-\$99,995	10000-99995	0	0	0	0	0	0	0	0	0	0	0	0	0	0	0
Over \$99,995	99996	0	0	0	0	0	0	0	0	0	0	0	0	0	0	0
Don't know	99998	0	0	0	0	0	8	0	0	0	0	0	0	0	0	8
No answer	99999	0	0	0	0	0	60	0	0	0	0	0	0	0	0	60
Not applicable (Punch 2 in GIVHUMAN)	IAP	13626	354	7542	353	5907	10104	2817	2765	2812	4510	2023	2044	1974	2538	59369

E. Environment

[VAR: VALENVIR]

<u>RESPONSE</u>	<u>PUNCH</u>	<u>YEAR</u>														
		<u>1972-82</u>	<u>1982B</u>	<u>1983-87</u>	<u>1987B</u>	<u>1988-91</u>	<u>1993-98</u>	<u>2000</u>	<u>2002</u>	<u>2004</u>	<u>2006</u>	<u>2008</u>	<u>2010</u>	<u>2012</u>	<u>2014</u>	<u>ALL</u>
0	0	0	0	0	0	0	58	0	0	0	0	0	0	0	0	58
\$1-\$999	1-999	0	0	0	0	0	15	0	0	0	0	0	0	0	0	15
\$1,000-\$4,999	1000-4999	0	0	0	0	0	1	0	0	0	0	0	0	0	0	1
\$5,000-\$9,999	5000-9999	0	0	0	0	0	1	0	0	0	0	0	0	0	0	1
\$10,000-\$99,995	10000-99995	0	0	0	0	0	0	0	0	0	0	0	0	0	0	0
Over \$99,995	99996	0	0	0	0	0	0	0	0	0	0	0	0	0	0	0
Don't know	99998	0	0	0	0	0	2	0	0	0	0	0	0	0	0	2
No answer	99999	0	0	0	0	0	53	0	0	0	0	0	0	0	0	53
Not applicable (Punch 2 in GIVENVIR)	IAP	13626	354	7542	353	5907	10204	2817	2765	2812	4510	2023	2044	1974	2538	59469

F. Public/society benefit

[VAR: VALPUB]

<u>RESPONSE</u>	<u>PUNCH</u>	<u>YEAR</u>														
		<u>1972-82</u>	<u>1982B</u>	<u>1983-87</u>	<u>1987B</u>	<u>1988-91</u>	<u>1993-98</u>	<u>2000</u>	<u>2002</u>	<u>2004</u>	<u>2006</u>	<u>2008</u>	<u>2010</u>	<u>2012</u>	<u>2014</u>	<u>ALL</u>
0	0	0	0	0	0	0	60	0	0	0	0	0	0	0	0	60
\$1-\$999	1-999	0	0	0	0	0	29	0	0	0	0	0	0	0	0	29
\$1,000-\$4,999	1000-4999	0	0	0	0	0	1	0	0	0	0	0	0	0	0	1
\$5,000-\$9,999	5000-9999	0	0	0	0	0	0	0	0	0	0	0	0	0	0	0
\$10,000-\$99,995	10000-99995	0	0	0	0	0	0	0	0	0	0	0	0	0	0	0
Over \$99,995	99996	0	0	0	0	0	0	0	0	0	0	0	0	0	0	0
Don't know	99998	0	0	0	0	0	6	0	0	0	0	0	0	0	0	6
No answer	99999	0	0	0	0	0	54	0	0	0	0	0	0	0	0	54
Not applicable (Punch 2 in GIVPUB)	IAP	13626	354	7542	353	5907	10184	2817	2765	2812	4510	2023	2044	1974	2538	59449

G. Recreation - adults

[VAR: VALREC]

<u>RESPONSE</u>	<u>PUNCH</u>	<u>YEAR</u>														
		<u>1972-82</u>	<u>1982B</u>	<u>1983-87</u>	<u>1987B</u>	<u>1988-91</u>	<u>1993-98</u>	<u>2000</u>	<u>2002</u>	<u>2004</u>	<u>2006</u>	<u>2008</u>	<u>2010</u>	<u>2012</u>	<u>2014</u>	<u>ALL</u>
0	0	0	0	0	0	0	23	0	0	0	0	0	0	0	0	23
\$1-\$999	1-999	0	0	0	0	0	8	0	0	0	0	0	0	0	0	8
\$1,000-\$4,999	1000-4999	0	0	0	0	0	0	0	0	0	0	0	0	0	0	0
\$5,000-\$9,999	5000-9999	0	0	0	0	0	0	0	0	0	0	0	0	0	0	0
\$10,000-\$99,995	10000-99995	0	0	0	0	0	0	0	0	0	0	0	0	0	0	0
Over \$99,995	99996	0	0	0	0	0	0	0	0	0	0	0	0	0	0	0
Don't know	99998	0	0	0	0	0	1	0	0	0	0	0	0	0	0	1
No answer	99999	0	0	0	0	0	19	0	0	0	0	0	0	0	0	19
Not applicable (Punch 2 in GIVREC)	IAP	13626	354	7542	353	5907	10283	2817	2765	2812	4510	2023	2044	1974	2538	59548

H. Arts, culture, and humanities

[VAR: VALART]

<u>RESPONSE</u>	<u>PUNCH</u>	<u>YEAR</u>														
		<u>1972-82</u>	<u>1982B</u>	<u>1983-87</u>	<u>1987B</u>	<u>1988-91</u>	<u>1993-98</u>	<u>2000</u>	<u>2002</u>	<u>2004</u>	<u>2006</u>	<u>2008</u>	<u>2010</u>	<u>2012</u>	<u>2014</u>	<u>ALL</u>
0	0	0	0	0	0	0	51	0	0	0	0	0	0	0	0	51
\$1-\$999	1-999	0	0	0	0	0	18	0	0	0	0	0	0	0	0	18
\$1,000-\$4,999	1000-4999	0	0	0	0	0	0	0	0	0	0	0	0	0	0	0
\$5,000-\$9,999	5000-9999	0	0	0	0	0	0	0	0	0	0	0	0	0	0	0
\$10,000-\$99,995	10000-99995	0	0	0	0	0	0	0	0	0	0	0	0	0	0	0
Over \$99,995	99996	0	0	0	0	0	0	0	0	0	0	0	0	0	0	0
Don't know	99998	0	0	0	0	0	5	0	0	0	0	0	0	0	0	5
No answer	99999	0	0	0	0	0	48	0	0	0	0	0	0	0	0	48
Not applicable (Punch 2 in GIVART)	IAP	13626	354	7542	353	5907	10212	2817	2765	2812	4510	2023	2044	1974	2538	59477

I. Work-related organizations

[VAR: VALWORK]

<u>RESPONSE</u>	<u>PUNCH</u>	<u>YEAR</u>														
		<u>1972-82</u>	<u>1982B</u>	<u>1983-87</u>	<u>1987B</u>	<u>1988-91</u>	<u>1993-98</u>	<u>2000</u>	<u>2002</u>	<u>2004</u>	<u>2006</u>	<u>2008</u>	<u>2010</u>	<u>2012</u>	<u>2014</u>	<u>ALL</u>
0	0	0	0	0	0	0	59	0	0	0	0	0	0	0	0	59
\$1-\$999	1-999	0	0	0	0	0	12	0	0	0	0	0	0	0	0	12
\$1,000-\$4,999	1000-4999	0	0	0	0	0	1	0	0	0	0	0	0	0	0	1
\$5,000-\$9,999	5000-9999	0	0	0	0	0	0	0	0	0	0	0	0	0	0	0
\$10,000-\$99,995	10000-99995	0	0	0	0	0	0	0	0	0	0	0	0	0	0	0
Over \$99,995	99996	0	0	0	0	0	0	0	0	0	0	0	0	0	0	0
Don't know	99998	0	0	0	0	0	4	0	0	0	0	0	0	0	0	4
No answer	99999	0	0	0	0	0	28	0	0	0	0	0	0	0	0	28
Not applicable (Punch 2 in GIVWORK)	IAP	13626	354	7542	353	5907	10230	2817	2765	2812	4510	2023	2044	1974	2538	59495

J. Political organizations or campaigns

[VAR: VALPOL]

<u>RESPONSE</u>	<u>PUNCH</u>	<u>YEAR</u>														
		<u>1972-82</u>	<u>1982B</u>	<u>1983-87</u>	<u>1987B</u>	<u>1988-91</u>	<u>1993-98</u>	<u>2000</u>	<u>2002</u>	<u>2004</u>	<u>2006</u>	<u>2008</u>	<u>2010</u>	<u>2012</u>	<u>2014</u>	<u>ALL</u>
0	0	0	0	0	0	0	35	0	0	0	0	0	0	0	0	35
\$1-\$999	1-999	0	0	0	0	0	10	0	0	0	0	0	0	0	0	10
\$1,000-\$4,999	1000-4999	0	0	0	0	0	0	0	0	0	0	0	0	0	0	0
\$5,000-\$9,999	5000-9999	0	0	0	0	0	0	0	0	0	0	0	0	0	0	0
\$10,000-\$99,995	10000-99995	0	0	0	0	0	0	0	0	0	0	0	0	0	0	0
Over \$99,995	99996	0	0	0	0	0	0	0	0	0	0	0	0	0	0	0
Don't know	99998	0	0	0	0	0	4	0	0	0	0	0	0	0	0	4
No answer	99999	0	0	0	0	0	43	0	0	0	0	0	0	0	0	43
Not applicable (Punch 2 in GIVPOL)	IAP	13626	354	7542	353	5907	10242	2817	2765	2812	4510	2023	2044	1974	2538	59507

K. Youth development

[VAR: VALYOUTH]

<u>RESPONSE</u>	<u>PUNCH</u>	<u>YEAR</u>														
		<u>1972-82</u>	<u>1982B</u>	<u>1983-87</u>	<u>1987B</u>	<u>1988-91</u>	<u>1993-98</u>	<u>2000</u>	<u>2002</u>	<u>2004</u>	<u>2006</u>	<u>2008</u>	<u>2010</u>	<u>2012</u>	<u>2014</u>	<u>ALL</u>
0	0	0	0	0	0	0	94	0	0	0	0	0	0	0	0	94
\$1-\$999	1-999	0	0	0	0	0	33	0	0	0	0	0	0	0	0	33
\$1,000-\$4,999	1000-4999	0	0	0	0	0	2	0	0	0	0	0	0	0	0	2
\$5,000-\$9,999	5000-9999	0	0	0	0	0	0	0	0	0	0	0	0	0	0	0
\$10,000-\$99,995	10000-99995	0	0	0	0	0	0	0	0	0	0	0	0	0	0	0
Over \$99,995	99996	0	0	0	0	0	0	0	0	0	0	0	0	0	0	0
Don't know	99998	0	0	0	0	0	4	0	0	0	0	0	0	0	0	4
No answer	99999	0	0	0	0	0	65	0	0	0	0	0	0	0	0	65
Not applicable (Punch 2 in GIVYOUTH)	IAP	13626	354	7542	353	5907	10136	2817	2765	2812	4510	2023	2044	1974	2538	59401

L. Private and community foundations

[VAR: VALFOUND]

<u>RESPONSE</u>	<u>PUNCH</u>	<u>YEAR</u>														
		<u>1972-82</u>	<u>1982B</u>	<u>1983-87</u>	<u>1987B</u>	<u>1988-91</u>	<u>1993-98</u>	<u>2000</u>	<u>2002</u>	<u>2004</u>	<u>2006</u>	<u>2008</u>	<u>2010</u>	<u>2012</u>	<u>2014</u>	<u>ALL</u>
0	0	0	0	0	0	0	82	0	0	0	0	0	0	0	0	82
\$1-\$999	1-999	0	0	0	0	0	53	0	0	0	0	0	0	0	0	53
\$1,000-\$4,999	1000-4999	0	0	0	0	0	2	0	0	0	0	0	0	0	0	2
\$5,000-\$9,999	5000-9999	0	0	0	0	0	0	0	0	0	0	0	0	0	0	0
\$10,000-\$99,995	10000-99995	0	0	0	0	0	0	0	0	0	0	0	0	0	0	0
Over \$99,995	99996	0	0	0	0	0	0	0	0	0	0	0	0	0	0	0
Don't know	99998	0	0	0	0	0	9	0	0	0	0	0	0	0	0	9
No answer	99999	0	0	0	0	0	58	0	0	0	0	0	0	0	0	58
Not applicable (Punch 2 in GIVFOUND)	IAP	13626	354	7542	353	5907	10130	2817	2765	2812	4510	2023	2044	1974	2538	59395

M. International/foreign

[VAR: VALINTL]

RESPONSE	PUNCH	YEAR														
		1972-82	1982B	1983-87	1987B	1988-91	1993-98	2000	2002	2004	2006	2008	2010	2012	2014	ALL
0	0	0	0	0	0	0	14	0	0	0	0	0	0	0	0	14
\$1-\$999	1-999	0	0	0	0	0	5	0	0	0	0	0	0	0	0	5
\$1,000-\$4,999	1000-4999	0	0	0	0	0	0	0	0	0	0	0	0	0	0	0
\$5,000-\$9,999	5000-9999	0	0	0	0	0	0	0	0	0	0	0	0	0	0	0
\$10,000-\$99,995	10000-99995	0	0	0	0	0	0	0	0	0	0	0	0	0	0	0
Over \$99,995	99996	0	0	0	0	0	0	0	0	0	0	0	0	0	0	0
Don't know	99998	0	0	0	0	0	3	0	0	0	0	0	0	0	0	3
No answer	99999	0	0	0	0	0	11	0	0	0	0	0	0	0	0	11
Not applicable (Punch 2 in GIVINTL)	IAP	13626	354	7542	353	5907	10301	2817	2765	2812	4510	2023	2044	1974	2538	59566

N. Informal-alone-not-for-pay

[VAR: VALINFRM]

RESPONSE	PUNCH	YEAR														
		1972-82	1982B	1983-87	1987B	1988-91	1993-98	2000	2002	2004	2006	2008	2010	2012	2014	ALL
0	0	0	0	0	0	0	14	0	0	0	0	0	0	0	0	14
\$1-\$999	1-999	0	0	0	0	0	10	0	0	0	0	0	0	0	0	10
\$1,000-\$4,999	1000-4999	0	0	0	0	0	1	0	0	0	0	0	0	0	0	1
\$5,000-\$9,999	5000-9999	0	0	0	0	0	0	0	0	0	0	0	0	0	0	0
\$10,000-\$99,995	10000-99995	0	0	0	0	0	0	0	0	0	0	0	0	0	0	0
Over \$99,995	99996	0	0	0	0	0	0	0	0	0	0	0	0	0	0	0
Don't know	99998	0	0	0	0	0	3	0	0	0	0	0	0	0	0	3
No answer	99999	0	0	0	0	0	9	0	0	0	0	0	0	0	0	9
Not applicable (Punch 2 in GIVINFRM)	IAP	13626	354	7542	353	5907	10297	2817	2765	2812	4510	2023	2044	1974	2538	59562

O. Other (SPECIFY)

[VAR: VALOTH]

RESPONSE	PUNCH	YEAR														
		1972-82	1982B	1983-87	1987B	1988-91	1993-98	2000	2002	2004	2006	2008	2010	2012	2014	ALL
0	0	0	0	0	0	0	39	0	0	0	0	0	0	0	0	39
\$1-\$999	1-999	0	0	0	0	0	30	0	0	0	0	0	0	0	0	30
\$1,000-\$4,999	1000-4999	0	0	0	0	0	0	0	0	0	0	0	0	0	0	0
\$5,000-\$9,999	5000-9999	0	0	0	0	0	0	0	0	0	0	0	0	0	0	0
\$10,000-\$99,995	10000-99995	0	0	0	0	0	1	0	0	0	0	0	0	0	0	1
Over \$99,995	99996	0	0	0	0	0	0	0	0	0	0	0	0	0	0	0
Don't know	99998	0	0	0	0	0	3	0	0	0	0	0	0	0	0	3
No answer	99999	0	0	0	0	0	24	0	0	0	0	0	0	0	0	24
Not applicable (Punch 2 in GIVOTH)	IAP	13626	354	7542	353	5907	10237	2817	2765	2812	4510	2023	2044	1974	2538	59502

REMARKS: These variables code exact number of dollars mentioned in cols. VALHLTH-VALOTH. The collapsed numbers above are for convenience of display only. Hand Card DZ contained question prompts A-O.

649. People help other people in ways besides giving money, time, or other things to organized groups. Sometimes people help needy people directly. During the past 12 months, did you or members of your family or household give money, food, or clothing to any of the following types of people?

A. The homeless or street-people

[VAR: HOMELESS]

RESPONSE	PUNCH	YEAR														
		1972-82	1982B	1983-87	1987B	1988-91	1993-98	2000	2002	2004	2006	2008	2010	2012	2014	ALL
Yes	1	0	0	0	0	0	536	0	0	0	0	0	0	0	0	536
No	2	0	0	0	0	0	881	0	0	0	0	0	0	0	0	881
Don't know	8	0	0	0	0	0	8	0	0	0	0	0	0	0	0	8
No answer	9	0	0	0	0	0	19	0	0	0	0	0	0	0	0	19
Not applicable	IAP	13626	354	7542	353	5907	8890	2817	2765	2812	4510	2023	2044	1974	2538	58155

B. A needy neighbor

[VAR: NEEDYNEI]

<u>RESPONSE</u>	<u>PUNCH</u>	<u>YEAR</u>														
		<u>1972-82</u>	<u>1982B</u>	<u>1983-87</u>	<u>1987B</u>	<u>1988-91</u>	<u>1993-98</u>	<u>2000</u>	<u>2002</u>	<u>2004</u>	<u>2006</u>	<u>2008</u>	<u>2010</u>	<u>2012</u>	<u>2014</u>	<u>ALL</u>
Yes	1	0	0	0	0	0	650	0	0	0	0	0	0	0	0	650
No	2	0	0	0	0	0	769	0	0	0	0	0	0	0	0	769
Don't know	8	0	0	0	0	0	6	0	0	0	0	0	0	0	0	6
No answer	9	0	0	0	0	0	19	0	0	0	0	0	0	0	0	19
Not applicable	IAP	13626	354	7542	353	5907	8890	2817	2765	2812	4510	2023	2044	1974	2538	58155

C. A needy relative

[VAR: NEEDYREL]

<u>RESPONSE</u>	<u>PUNCH</u>	<u>YEAR</u>														
		<u>1972-82</u>	<u>1982B</u>	<u>1983-87</u>	<u>1987B</u>	<u>1988-91</u>	<u>1993-98</u>	<u>2000</u>	<u>2002</u>	<u>2004</u>	<u>2006</u>	<u>2008</u>	<u>2010</u>	<u>2012</u>	<u>2014</u>	<u>ALL</u>
Yes	1	0	0	0	0	0	364	0	0	0	0	0	0	0	0	364
No	2	0	0	0	0	0	1036	0	0	0	0	0	0	0	0	1036
Don't know	8	0	0	0	0	0	15	0	0	0	0	0	0	0	0	15
No answer	9	0	0	0	0	0	29	0	0	0	0	0	0	0	0	29
Not applicable	IAP	13626	354	7542	353	5907	8890	2817	2765	2812	4510	2023	2044	1974	2538	58155

D. A needy friend

[VAR: NEEDYFRD]

<u>RESPONSE</u>	<u>PUNCH</u>	<u>YEAR</u>														
		<u>1972-82</u>	<u>1982B</u>	<u>1983-87</u>	<u>1987B</u>	<u>1988-91</u>	<u>1993-98</u>	<u>2000</u>	<u>2002</u>	<u>2004</u>	<u>2006</u>	<u>2008</u>	<u>2010</u>	<u>2012</u>	<u>2014</u>	<u>ALL</u>
Yes	1	0	0	0	0	0	470	0	0	0	0	0	0	0	0	470
No	2	0	0	0	0	0	942	0	0	0	0	0	0	0	0	942
Don't know	8	0	0	0	0	0	8	0	0	0	0	0	0	0	0	8
No answer	9	0	0	0	0	0	24	0	0	0	0	0	0	0	0	24
Not applicable	IAP	13626	354	7542	353	5907	8890	2817	2765	2812	4510	2023	2044	1974	2538	58155

E. Any other needy person

[VAR: NEEDYOTH]

<u>RESPONSE</u>	<u>PUNCH</u>	<u>YEAR</u>														
		<u>1972-82</u>	<u>1982B</u>	<u>1983-87</u>	<u>1987B</u>	<u>1988-91</u>	<u>1993-98</u>	<u>2000</u>	<u>2002</u>	<u>2004</u>	<u>2006</u>	<u>2008</u>	<u>2010</u>	<u>2012</u>	<u>2014</u>	<u>ALL</u>
Yes	1	0	0	0	0	0	694	0	0	0	0	0	0	0	0	694
No	2	0	0	0	0	0	721	0	0	0	0	0	0	0	0	721
Don't know	8	0	0	0	0	0	7	0	0	0	0	0	0	0	0	7
No answer	9	0	0	0	0	0	22	0	0	0	0	0	0	0	0	22
Not applicable	IAP	13626	354	7542	353	5907	8890	2817	2765	2812	4510	2023	2044	1974	2538	58155

**1996 Topical Module: Mental Health
(PROBFIX1-MNILDUR)**

IF FORM "X", ASK PROBFIX1

IF FORM "Y", GO TO INSTRUCTIONS BEFORE VIGVERSN

650. Problems often come up in life. Sometimes they're personal problems -- people are very unhappy, or nervous and irritable all the time. Sometimes there are problems in a marriage -- a husband and wife just can't get along with each other. Or, sometimes it's a personal problem with a child or a job. I'd like to ask you a few questions now about what you think a person might do to handle problems like this.

For instance, let's suppose you had a lot of personal problems and you're very unhappy all the time. Let's suppose you've been that way for a long time, and it isn't getting any better. What do you think you'd do about it?

1. What R would do about the problem -- First mention.

[VAR: PROBFIX1]

<u>RESPONSE</u>	<u>PUNCH</u>	<u>YEAR</u>														
		<u>1972-82</u>	<u>1982B</u>	<u>1983-87</u>	<u>1987B</u>	<u>1988-91</u>	<u>1993-98</u>	<u>2000</u>	<u>2002</u>	<u>2004</u>	<u>2006</u>	<u>2008</u>	<u>2010</u>	<u>2012</u>	<u>2014</u>	<u>ALL</u>
11	11	0	0	0	0	0	6	0	0	0	8	0	0	0	14	
21	21	0	0	0	0	0	1	0	0	0	0	0	0	0	1	
22	22	0	0	0	0	0	9	0	0	0	12	0	0	0	21	
23	23	0	0	0	0	0	3	0	0	0	1	0	0	0	4	
24	24	0	0	0	0	0	0	0	0	0	0	0	0	0	0	
25	25	0	0	0	0	0	0	0	0	0	0	0	0	0	0	
31	31	0	0	0	0	0	24	0	0	0	8	0	0	0	32	
41	41	0	0	0	0	0	0	0	0	0	1	0	0	0	1	
51	51	0	0	0	0	0	51	0	0	0	66	0	0	0	117	
61	61	0	0	0	0	0	3	0	0	0	3	0	0	0	6	
62	62	0	0	0	0	0	2	0	0	0	1	0	0	0	3	
63	63	0	0	0	0	0	1	0	0	0	0	0	0	0	1	
64	64	0	0	0	0	0	9	0	0	0	3	0	0	0	12	
65	65	0	0	0	0	0	0	0	0	0	1	0	0	0	1	
66	66	0	0	0	0	0	1	0	0	0	0	0	0	0	1	
67	67	0	0	0	0	0	0	0	0	0	0	0	0	0	0	
68	68	0	0	0	0	0	4	0	0	0	8	0	0	0	12	
69	69	0	0	0	0	0	14	0	0	0	9	0	0	0	23	
71	71	0	0	0	0	0	25	0	0	0	15	0	0	0	40	
72	72	0	0	0	0	0	79	0	0	0	69	0	0	0	148	
73	73	0	0	0	0	0	19	0	0	0	10	0	0	0	29	
74	74	0	0	0	0	0	20	0	0	0	9	0	0	0	29	
75	75	0	0	0	0	0	7	0	0	0	4	0	0	0	11	
81	81	0	0	0	0	0	142	0	0	0	140	0	0	0	282	
82	82	0	0	0	0	0	262	0	0	0	298	0	0	0	560	
95	95	0	0	0	0	0	0	0	0	0	15	0	0	0	15	
Don't know	98	0	0	0	0	0	27	0	0	0	13	0	0	0	40	
No answer	99	0	0	0	0	0	27	0	0	0	40	0	0	0	67	
Not applicable (Form 2)	IAP	13626	354	7542	353	5907	9598	2817	2765	2812	3776	2023	2044	1974	2538	58129

2. What R would do about the problem -- Second mention.

[VAR: PROBFIX2]

<u>RESPONSE</u>	<u>PUNCH</u>	<u>YEAR</u>														
		<u>1972-82</u>	<u>1982B</u>	<u>1983-87</u>	<u>1987B</u>	<u>1988-91</u>	<u>1993-98</u>	<u>2000</u>	<u>2002</u>	<u>2004</u>	<u>2006</u>	<u>2008</u>	<u>2010</u>	<u>2012</u>	<u>2014</u>	<u>ALL</u>
11	11	0	0	0	0	0	1	0	0	0	0	0	0	0	0	1
21	21	0	0	0	0	0	1	0	0	0	0	0	0	0	0	1
22	22	0	0	0	0	0	9	0	0	0	8	0	0	0	0	17
23	23	0	0	0	0	0	0	0	0	0	1	0	0	0	0	1
24	24	0	0	0	0	0	0	0	0	0	0	0	0	0	0	0
25	25	0	0	0	0	0	0	0	0	0	0	0	0	0	0	0
26	26	0	0	0	0	0	1	0	0	0	0	0	0	0	0	1
31	31	0	0	0	0	0	7	0	0	0	1	0	0	0	0	8
41	41	0	0	0	0	0	1	0	0	0	0	0	0	0	0	1
51	51	0	0	0	0	0	23	0	0	0	12	0	0	0	0	35
61	61	0	0	0	0	0	6	0	0	0	7	0	0	0	0	13
62	62	0	0	0	0	0	3	0	0	0	1	0	0	0	0	4
63	63	0	0	0	0	0	1	0	0	0	0	0	0	0	0	1
64	64	0	0	0	0	0	7	0	0	0	1	0	0	0	0	8
65	65	0	0	0	0	0	0	0	0	0	2	0	0	0	0	2
66	66	0	0	0	0	0	0	0	0	0	0	0	0	0	0	0
67	67	0	0	0	0	0	0	0	0	0	0	0	0	0	0	0
68	68	0	0	0	0	0	2	0	0	0	3	0	0	0	0	5
69	69	0	0	0	0	0	12	0	0	0	3	0	0	0	0	15
71	71	0	0	0	0	0	18	0	0	0	3	0	0	0	0	21
72	72	0	0	0	0	0	54	0	0	0	17	0	0	0	0	71
73	73	0	0	0	0	0	7	0	0	0	4	0	0	0	0	11
74	74	0	0	0	0	0	13	0	0	0	3	0	0	0	0	16
75	75	0	0	0	0	0	6	0	0	0	3	0	0	0	0	9
81	81	0	0	0	0	0	119	0	0	0	53	0	0	0	0	172
82	82	0	0	0	0	0	136	0	0	0	65	0	0	0	0	201
95	95	0	0	0	0	0	0	0	0	0	508	0	0	0	0	508
Don't know	98	0	0	0	0	0	2	0	0	0	0	0	0	0	0	2
No answer	99	0	0	0	0	0	27	0	0	0	39	0	0	0	0	66
Not applicable (Form 2)	IAP	13626	354	7542	353	5907	9878	2817	2765	2812	3776	2023	2044	1974	2538	58409

3. What R would do about the problem -- Third mention.

[VAR: PROBFIX3]

RESPONSE	PUNCH	YEAR														ALL
		1972-82	1982B	1983-87	1987B	1988-91	1993-98	2000	2002	2004	2006	2008	2010	2012	2014	
11	11	0	0	0	0	0	0	0	0	0	0	0	0	0	0	0
21	21	0	0	0	0	0	0	0	0	0	0	0	0	0	0	0
22	22	0	0	0	0	0	10	0	0	0	3	0	0	0	0	13
23	23	0	0	0	0	0	0	0	0	0	0	0	0	0	0	0
24	24	0	0	0	0	0	0	0	0	0	0	0	0	0	0	0
25	25	0	0	0	0	0	0	0	0	0	0	0	0	0	0	0
31	31	0	0	0	0	0	1	0	0	0	0	0	0	0	0	1
41	41	0	0	0	0	0	0	0	0	0	0	0	0	0	0	0
51	51	0	0	0	0	0	14	0	0	0	6	0	0	0	0	20
61	61	0	0	0	0	0	1	0	0	0	2	0	0	0	0	3
62	62	0	0	0	0	0	1	0	0	0	0	0	0	0	0	1
63	63	0	0	0	0	0	0	0	0	0	0	0	0	0	0	0
64	64	0	0	0	0	0	5	0	0	0	2	0	0	0	0	7
65	65	0	0	0	0	0	2	0	0	0	1	0	0	0	0	3
66	66	0	0	0	0	0	0	0	0	0	0	0	0	0	0	0
67	67	0	0	0	0	0	1	0	0	0	0	0	0	0	0	1
68	68	0	0	0	0	0	1	0	0	0	2	0	0	0	0	3
69	69	0	0	0	0	0	3	0	0	0	2	0	0	0	0	5
71	71	0	0	0	0	0	7	0	0	0	1	0	0	0	0	8
72	72	0	0	0	0	0	17	0	0	0	2	0	0	0	0	19
73	73	0	0	0	0	0	3	0	0	0	2	0	0	0	0	5
74	74	0	0	0	0	0	5	0	0	0	1	0	0	0	0	6
75	75	0	0	0	0	0	3	0	0	0	0	0	0	0	0	3
81	81	0	0	0	0	0	61	0	0	0	22	0	0	0	0	83
82	82	0	0	0	0	0	55	0	0	0	17	0	0	0	0	72
95	95	0	0	0	0	0	0	0	0	0	632	0	0	0	0	632
Don't know	98	0	0	0	0	0	2	0	0	0	0	0	0	0	0	2
No answer	99	0	0	0	0	0	28	0	0	0	39	0	0	0	0	67
Not applicable (Form 2)	IAP	13626	354	7542	353	5907	10114	2817	2765	2812	3776	2023	2044	1974	2538	58645

REMARKS: Please refer to Appendix D for an explanation of the above codes.

[VAR: PROBHL1] (CONTINUED)

<u>RESPONSE</u>	<u>PUNCH</u>	<u>YEAR</u>														
		<u>1972-82</u>	<u>1982B</u>	<u>1983-87</u>	<u>1987B</u>	<u>1988-91</u>	<u>1993-98</u>	<u>2000</u>	<u>2002</u>	<u>2004</u>	<u>2006</u>	<u>2008</u>	<u>2010</u>	<u>2012</u>	<u>2014</u>	<u>ALL</u>
500	500	0	0	0	0	0	25	0	0	0	15	0	0	0	0	40
501	501	0	0	0	0	0	0	0	0	0	0	0	0	0	0	0
502	502	0	0	0	0	0	8	0	0	0	7	0	0	0	0	15
503	503	0	0	0	0	0	1	0	0	0	0	0	0	0	0	1
504	504	0	0	0	0	0	0	0	0	0	0	0	0	0	0	0
505	505	0	0	0	0	0	3	0	0	0	0	0	0	0	0	3
506	506	0	0	0	0	0	158	0	0	0	111	0	0	0	0	269
507	507	0	0	0	0	0	0	0	0	0	0	0	0	0	0	0
508	508	0	0	0	0	0	0	0	0	0	0	0	0	0	0	0
509	509	0	0	0	0	0	1	0	0	0	11	0	0	0	0	12
590	590	0	0	0	0	0	1	0	0	0	0	0	0	0	0	1
600	600	0	0	0	0	0	0	0	0	0	0	0	0	0	0	0
601	601	0	0	0	0	0	0	0	0	0	0	0	0	0	0	0
602	602	0	0	0	0	0	1	0	0	0	0	0	0	0	0	1
603	603	0	0	0	0	0	0	0	0	0	0	0	0	0	0	0
604	604	0	0	0	0	0	0	0	0	0	0	0	0	0	0	0
605	605	0	0	0	0	0	0	0	0	0	0	0	0	0	0	0
606	606	0	0	0	0	0	0	0	0	0	0	0	0	0	0	0
607	607	0	0	0	0	0	0	0	0	0	0	0	0	0	0	0
608	608	0	0	0	0	0	1	0	0	0	0	0	0	0	0	1
690	690	0	0	0	0	0	3	0	0	0	2	0	0	0	0	5
700	700	0	0	0	0	0	2	0	0	0	10	0	0	0	0	12
800	800	0	0	0	0	0	6	0	0	0	0	0	0	0	0	6
910	910	0	0	0	0	0	0	0	0	0	225					
980	980	0	0	0	0	0	1	0	0	0	88	0	0	0	0	89
Don't know	998	0	0	0	0	0	0	0	0	0	0	0	0	0	0	0
No answer	999	0	0	0	0	0	274	0	0	0	40	0	0	0	0	314
Not applicable (Form 2)	IAP	13626	354	7542	353	5907	9598	2817	2765	2812	3776	2023	2044	1974	2538	58129

[VAR: PROBHL2] (CONTINUED)

<u>RESPONSE</u>	<u>PUNCH</u>	<u>YEAR</u>														
		<u>1972-82</u>	<u>1982B</u>	<u>1983-87</u>	<u>1987B</u>	<u>1988-91</u>	<u>1993-98</u>	<u>2000</u>	<u>2002</u>	<u>2004</u>	<u>2006</u>	<u>2008</u>	<u>2010</u>	<u>2012</u>	<u>2014</u>	<u>ALL</u>
500	500	0	0	0	0	0	10	0	0	0	3	0	0	0	0	13
501	501	0	0	0	0	0	0	0	0	0	0	0	0	0	0	0
502	502	0	0	0	0	0	6	0	0	0	3	0	0	0	0	9
503	503	0	0	0	0	0	1	0	0	0	1	0	0	0	0	2
504	504	0	0	0	0	0	0	0	0	0	0	0	0	0	0	0
505	505	0	0	0	0	0	4	0	0	0	0	0	0	0	0	4
506	506	0	0	0	0	0	38	0	0	0	20	0	0	0	0	58
507	507	0	0	0	0	0	0	0	0	0	0	0	0	0	0	0
508	508	0	0	0	0	0	0	0	0	0	0	0	0	0	0	0
509	509	0	0	0	0	0	0	0	0	0	3	0	0	0	0	3
590	590	0	0	0	0	0	2	0	0	0	0	0	0	0	0	2
600	600	0	0	0	0	0	0	0	0	0	0	0	0	0	0	0
601	601	0	0	0	0	0	0	0	0	0	0	0	0	0	0	0
602	602	0	0	0	0	0	1	0	0	0	0	0	0	0	0	1
603	603	0	0	0	0	0	0	0	0	0	0	0	0	0	0	0
604	604	0	0	0	0	0	1	0	0	0	0	0	0	0	0	1
605	605	0	0	0	0	0	1	0	0	0	0	0	0	0	0	1
606	606	0	0	0	0	0	0	0	0	0	0	0	0	0	0	0
607	607	0	0	0	0	0	0	0	0	0	0	0	0	0	0	0
608	608	0	0	0	0	0	0	0	0	0	0	0	0	0	0	0
690	690	0	0	0	0	0	1	0	0	0	0	0	0	0	0	1
700	700	0	0	0	0	0	5	0	0	0	3	0	0	0	0	8
800	800	0	0	0	0	0	3	0	0	0	0	0	0	0	0	3
910	910	0	0	0	0	0	0	0	0	0	63	0	0	0	0	63
980	980	0	0	0	0	0	0	0	0	0	16	0	0	0	0	16
995	995	0	0	0	0	0	0	0	0	0	502	0	0	0	0	502
Don't know	998	0	0	0	0	0	0	0	0	0	0	0	0	0	0	0
No answer	999	0	0	0	0	0	41	0	0	0	38	0	0	0	0	79
Not applicable (Form 2)	IAP	13626	354	7542	353	5907	10069	2817	2765	2812	3776	2023	2044	1974	2538	58600

[VAR: PROBHELP3] (CONTINUED)

<u>RESPONSE</u>	<u>PUNCH</u>	<u>YEAR</u>														
		<u>1972-82</u>	<u>1982B</u>	<u>1983-87</u>	<u>1987B</u>	<u>1988-91</u>	<u>1993-98</u>	<u>2000</u>	<u>2002</u>	<u>2004</u>	<u>2006</u>	<u>2008</u>	<u>2010</u>	<u>2012</u>	<u>2014</u>	<u>ALL</u>
499	499	0	0	0	0	0	4	0	0	0	0	0	0	0	0	4
500	500	0	0	0	0	0	4	0	0	0	1	0	0	0	0	5
501	501	0	0	0	0	0	0	0	0	0	0	0	0	0	0	0
502	502	0	0	0	0	0	1	0	0	0	2	0	0	0	0	3
503	503	0	0	0	0	0	0	0	0	0	0	0	0	0	0	0
504	504	0	0	0	0	0	0	0	0	0	0	0	0	0	0	0
505	505	0	0	0	0	0	0	0	0	0	0	0	0	0	0	0
506	506	0	0	0	0	0	9	0	0	0	7	0	0	0	0	16
507	507	0	0	0	0	0	0	0	0	0	0	0	0	0	0	0
508	508	0	0	0	0	0	0	0	0	0	0	0	0	0	0	0
509	509	0	0	0	0	0	0	0	0	0	0	0	0	0	0	0
600	600	0	0	0	0	0	0	0	0	0	0	0	0	0	0	0
601	601	0	0	0	0	0	0	0	0	0	0	0	0	0	0	0
602	602	0	0	0	0	0	0	0	0	0	0	0	0	0	0	0
603	603	0	0	0	0	0	0	0	0	0	0	0	0	0	0	0
604	604	0	0	0	0	0	0	0	0	0	0	0	0	0	0	0
605	605	0	0	0	0	0	1	0	0	0	0	0	0	0	0	1
606	606	0	0	0	0	0	0	0	0	0	0	0	0	0	0	0
607	607	0	0	0	0	0	0	0	0	0	0	0	0	0	0	0
690	690	0	0	0	0	0	2	0	0	0	0	0	0	0	0	2
700	700	0	0	0	0	0	3	0	0	0	0	0	0	0	0	3
800	800	0	0	0	0	0	3	0	0	0	0	0	0	0	0	3
910	910	0	0	0	0	0	0	0	0	0	22	0	0	0	0	22
980	980	0	0	0	0	0	0	0	0	0	4	0	0	0	0	4
995	995	0	0	0	0	0	0	0	0	0	628	0	0	0	0	628
Don't know	998	0	0	0	0	0	0	0	0	0	0	0	0	0	0	0
No answer	999	0	0	0	0	0	38	0	0	0	38	0	0	0	0	76
Not applicable (Form 2)	IAP	13626	354	7542	353	5907	10202	2817	2765	2812	3776	2023	2044	1974	2538	58733

REMARKS: Please refer to Appendix D for an explanation of the above codes.

TURN TO FACESHEET INSIDE FRONT COVER AND TEAR OFF VIGNETTE SECTION.

WRITE VIGNETTE ID HERE.

651. Next I'm going to describe a person -- let's call him/her (REFER TO NAME IN VIGNETTE). After I read a description of him/her I'll ask you some questions about how you think and feel about him/her. There are no right or wrong answers. I'm only interested in what you think of NAME.

INTERVIEWER: READ SELECTED VIGNETTE, THEN GIVE VIGNETTE CARD TO R FOR REFERENCE.

[VAR: VIGVERSN]

<u>RESPONSE</u>	<u>PUNCH</u>	<u>YEAR</u>														
		<u>1972-82</u>	<u>1982B</u>	<u>1983-87</u>	<u>1987B</u>	<u>1988-91</u>	<u>1993-98</u>	<u>2000</u>	<u>2002</u>	<u>2004</u>	<u>2006</u>	<u>2008</u>	<u>2010</u>	<u>2012</u>	<u>2014</u>	<u>ALL</u>
1-18 (A's)	1-18	0	0	0	0	0	280	0	0	0	377	0	0	0	0	657
19-36 (B's)	19-36	0	0	0	0	0	300	0	0	0	397	0	0	0	0	697
37-54 (C's)	37-54	0	0	0	0	0	301	0	0	0	373	0	0	0	0	674
55-72 (D's)	55-72	0	0	0	0	0	292	0	0	0	0	0	0	0	0	292
73-90 (E's)	73-90	0	0	0	0	0	271	0	0	0	376	0	0	0	0	647
Not applicable	IAP	13626	354	7542	353	5907	8890	2817	2765	2812	2987	2023	2044	1974	2538	56632

Vignette wording:

(Alcohol dependence)

[John/Juan/Mary/Maria] is a [white/African American/Hispanic] [man/woman] with an [eighth grade/high school/college] education. During the last month [John/Juan/Mary/Maria] has started to drink more than his/her usual amount of alcohol. In fact, he/she has noticed that he/she needs to drink twice as much as he/she used to get the same effect. Several times, he/she has tried to cut down, or stop drinking, but he/she can't. Each time he/she has tried to cut down, he/she became very agitated, sweaty and he/she couldn't sleep, so he/she took another drink. His/Her family has complained that he/she is often hungover, and has become unreliable -- making plans one day, and canceling them the next.

(Major depression)

[John/Juan/Mary/Maria] is a [white/African American/Hispanic] [man/woman] with an [eighth grade/high school/college] education. For the past two weeks [John/Juan/Mary/Maria] has been feeling really down. He/She wakes up in the morning with a flat heavy feeling that sticks with him/her all day long. He/She isn't enjoying things the way he/she normally would. In fact nothing gives him/her pleasure. Even when good things happen, they don't seem to make [John/Juan/Mary/Maria] happy. He/She pushes on through his/her days, but it is really hard. The smallest tasks are difficult to accomplish. He/She finds it hard to concentrate on anything. He/She feels out of energy and out of steam. And even though [John/Juan/Mary/Maria] feels tired, when night comes he/she can't go to sleep. [John/Juan/Mary/Maria] feels pretty worthless, and very discouraged. [John's/Juan's/Mary's/Maria's] family has noticed that he/she hasn't been himself/herself for about the last month and that he/she has pulled away from them. [John/Juan/Mary/Maria] just doesn't feel like talking.

(Schizophrenia)

[John/Juan/Mary/Maria] is a [white/African American/Hispanic] [man/woman] with an [eighth grade/high school/college] education. Up until a year ago, life was pretty okay for [John/Juan/Mary/Maria]. But then, things started to change. He/She thought that people around him/her were making disapproving comments, and talking behind his/her back.

[John/Juan/Mary/Maria] was convinced that people were spying on him/her and that they could hear what he/she was thinking. [John/Juan/Mary/Maria] lost his/her drive to participate in his/her usual work and family activities and retreated to his/her home, eventually spending most of his/her day in his/her room. [John/Juan/Mary/Maria] was hearing voices even though no one else was around. These voices told him/her what to do and what to think. He/She has been living this way for six months.

(Drug problem)

[John/Juan/Mary/Maria] is a [white/African American/Hispanic] [man/woman] with an [eighth grade/high school/college] education. A year ago [John/Juan/Mary/Maria] sniffed cocaine for the first time with friends at a party. During the last few months he/she has been snorting it in binges that last several days at a time. He/She has lost weight and often experiences chills when bingeing. [John/Juan/Mary/Maria] has spent his/her savings to buy cocaine. When [John's/Juan's/Mary's/Maria's] friends try to talk about the changes they see, he/she becomes angry and storms out. Friends and family have also noticed missing possessions and suspect [John/Juan/Mary/Maria] has stolen them. He/She has tried to stop snorting cocaine, but can't. Each time he/she tries to stop he/she feels very tired, depressed and unable to sleep. He/She lost his/her job a month ago, after not showing up for work.

(No problem)

[John/Juan/Mary/Maria] is a [white/African American/Hispanic] [man/woman] with an [eighth grade/high school/college] education. Up until a year ago, life was pretty okay for [John/Juan/Mary/Maria]. While nothing much was going wrong in [John's/Juan's/Mary's/Maria's] life he/she sometimes feels worried, a little sad, or has trouble sleeping at night. [John/Juan/Mary/Maria] feels that at times things bother him/her more than they bother other people and that when things go wrong, he/she sometimes gets nervous or annoyed. Otherwise [John/Juan/Mary/Maria] is getting along pretty well. He/She enjoys being with other people and although [John/Juan/Mary/Maria] sometimes argues with his/her family, [John/Juan/Mary/Maria] has been getting along pretty well with his/her family.

Vignette number coding:

#: gender/race/education/problem

gender: m=male, f=female

race: w=white, a=african american, h=hispanic

education: e=eighth grade, h=high school, c=college

problem: a=alcohol dependence, m=major depression, s=schizophrenia, d=drug problem, n=no problem

REMARKS: In 2006, drug problem is not used in vignettes. As a result, no respondent has received vignette number 55-72.

<u>Alcohol Dependence</u>	<u>Major Depression</u>	<u>Schizophrenia</u>	<u>Drug Problem</u>	<u>No Problem</u>
1: m,w,e,a	19: m,w,e,m	37: m,w,e,s	55: m,w,e,d	73: m,w,e,n
2: m,a,e,a	20: m,a,e,m	38: m,a,e,s	56: m,a,e,d	74: m,a,e,n
3: m,h,e,a	21: m,h,e,m	39: m,h,e,s	57: m,h,e,d	75: m,h,e,n
4: m,w,h,a	22: m,w,h,m	40: m,w,h,s	58: m,w,h,d	76: m,w,h,n
5: m,a,h,a	23: m,a,h,m	41: m,a,h,s	59: m,a,h,d	77: m,a,h,n
6: m,h,h,a	24: m,h,h,m	42: m,h,h,s	60: m,h,h,d	78: m,h,h,n
7: m,w,c,a	25: m,w,c,m	43: m,w,c,s	61: m,w,c,d	79: m,w,c,n
8: m,a,c,a	26: m,a,c,m	44: m,a,c,s	62: m,a,c,d	80: m,a,c,n
9: m,h,c,a	27: m,h,c,m	45: m,h,c,s	63: m,h,c,d	81: m,h,c,n
10: f,w,e,a	28: f,w,e,m	46: f,w,e,s	64: f,w,e,d	82: f,w,e,n
11: f,a,e,a	29: f,a,e,m	47: f,a,e,s	65: f,a,e,d	83: f,a,e,n
12: f,h,e,a	30: f,h,e,m	48: f,h,e,s	66: f,h,e,d	84: f,h,e,n
13: f,w,h,a	31: f,w,h,m	49: f,w,h,s	67: f,w,h,d	85: f,w,h,n
14: f,a,h,a	32: f,a,h,m	50: f,a,h,s	68: f,a,h,d	86: f,a,h,n
15: f,h,h,a	33: f,h,h,m	51: f,h,h,s	69: f,h,h,d	87: f,h,h,n
16: f,w,c,a	34: f,w,c,m	52: f,w,c,s	70: f,w,c,d	88: f,w,c,n
17: f,a,c,a	35: f,a,c,m	53: f,a,c,s	71: f,a,c,d	89: f,a,c,n
18: f,h,c,a	36: f,h,c,m	54: f,h,c,s	72: f,h,c,d	90: f,h,c,n

652. Please remember, there are no right or wrong answers to these questions. Please think about the person I just described when answering this group of questions. First, how serious would you consider NAME's problem to be -- very serious, somewhat serious, not very serious, or not at all serious?

[VAR: SERIOUSP]

<u>RESPONSE</u>	<u>PUNCH</u>	<u>YEAR</u>														
		<u>1972-82</u>	<u>1982B</u>	<u>1983-87</u>	<u>1987B</u>	<u>1988-91</u>	<u>1993-98</u>	<u>2000</u>	<u>2002</u>	<u>2004</u>	<u>2006</u>	<u>2008</u>	<u>2010</u>	<u>2012</u>	<u>2014</u>	<u>ALL</u>
Very serious	1	0	0	0	0	0	899	0	0	0	828	0	0	0	0	1727
Somewhat serious	2	0	0	0	0	0	308	0	0	0	349	0	0	0	0	657
Not very serious	3	0	0	0	0	0	148	0	0	0	180	0	0	0	0	328
Not at all serious	4	0	0	0	0	0	65	0	0	0	53	0	0	0	0	118
Don't know	8	0	0	0	0	0	9	0	0	0	13	0	0	0	0	22
No answer	9	0	0	0	0	0	15	0	0	0	14	0	0	0	0	29
Not applicable	IAP	13626	354	7542	353	5907	8890	2817	2765	2812	3073	2023	2044	1974	2538	56718

653. In your opinion, how likely is it that NAME's situation might be caused by (READ a-f) -- very likely, somewhat likely, not very likely, or not at all likely?

A. His/her own bad character

[VAR: CHARACTR]

<u>RESPONSE</u>	<u>PUNCH</u>	<u>YEAR</u>														
		<u>1972-82</u>	<u>1982B</u>	<u>1983-87</u>	<u>1987B</u>	<u>1988-91</u>	<u>1993-98</u>	<u>2000</u>	<u>2002</u>	<u>2004</u>	<u>2006</u>	<u>2008</u>	<u>2010</u>	<u>2012</u>	<u>2014</u>	<u>ALL</u>
Very likely	1	0	0	0	0	0	239	0	0	0	208	0	0	0	0	447
Somewhat likely	2	0	0	0	0	0	391	0	0	0	391	0	0	0	0	782
Not very likely	3	0	0	0	0	0	443	0	0	0	455	0	0	0	0	898
Not at all likely	4	0	0	0	0	0	304	0	0	0	330	0	0	0	0	634
Don't know	8	0	0	0	0	0	50	0	0	0	39	0	0	0	0	89
No answer	9	0	0	0	0	0	17	0	0	0	14	0	0	0	0	31
Not applicable	IAP	13626	354	7542	353	5907	8890	2817	2765	2812	3073	2023	2044	1974	2538	56718

B. A chemical imbalance in the brain

[VAR: IMBALNCE]

<u>RESPONSE</u>	<u>PUNCH</u>	<u>YEAR</u>														
		<u>1972-82</u>	<u>1982B</u>	<u>1983-87</u>	<u>1987B</u>	<u>1988-91</u>	<u>1993-98</u>	<u>2000</u>	<u>2002</u>	<u>2004</u>	<u>2006</u>	<u>2008</u>	<u>2010</u>	<u>2012</u>	<u>2014</u>	<u>ALL</u>
Very likely	1	0	0	0	0	0	296	0	0	0	391	0	0	0	0	687
Somewhat likely	2	0	0	0	0	0	536	0	0	0	649	0	0	0	0	1185
Not very likely	3	0	0	0	0	0	299	0	0	0	227	0	0	0	0	526
Not at all likely	4	0	0	0	0	0	198	0	0	0	94	0	0	0	0	292
Don't know	8	0	0	0	0	0	101	0	0	0	61	0	0	0	0	162
No answer	9	0	0	0	0	0	14	0	0	0	15	0	0	0	0	29
Not applicable	IAP	13626	354	7542	353	5907	8890	2817	2765	2812	3073	2023	2044	1974	2538	56718

C. The way (s/he) was raised

[VAR: WAYRAISE]

<u>RESPONSE</u>	<u>PUNCH</u>	<u>YEAR</u>														
		<u>1972-82</u>	<u>1982B</u>	<u>1983-87</u>	<u>1987B</u>	<u>1988-91</u>	<u>1993-98</u>	<u>2000</u>	<u>2002</u>	<u>2004</u>	<u>2006</u>	<u>2008</u>	<u>2010</u>	<u>2012</u>	<u>2014</u>	<u>ALL</u>
Very likely	1	0	0	0	0	0	149	0	0	0	148	0	0	0	0	297
Somewhat likely	2	0	0	0	0	0	552	0	0	0	580	0	0	0	0	1132
Not very likely	3	0	0	0	0	0	420	0	0	0	387	0	0	0	0	807
Not at all likely	4	0	0	0	0	0	245	0	0	0	257	0	0	0	0	502
Don't know	8	0	0	0	0	0	60	0	0	0	51	0	0	0	0	111
No answer	9	0	0	0	0	0	18	0	0	0	14	0	0	0	0	32
Not applicable	IAP	13626	354	7542	353	5907	8890	2817	2765	2812	3073	2023	2044	1974	2538	56718

D. Stressful circumstances in his/her life

[VAR: STRESSES]

<u>RESPONSE</u>	<u>PUNCH</u>	<u>YEAR</u>														
		<u>1972-82</u>	<u>1982B</u>	<u>1983-87</u>	<u>1987B</u>	<u>1988-91</u>	<u>1993-98</u>	<u>2000</u>	<u>2002</u>	<u>2004</u>	<u>2006</u>	<u>2008</u>	<u>2010</u>	<u>2012</u>	<u>2014</u>	<u>ALL</u>
Very likely	1	0	0	0	0	0	523	0	0	0	540	0	0	0	0	1063
Somewhat likely	2	0	0	0	0	0	706	0	0	0	732	0	0	0	0	1438
Not very likely	3	0	0	0	0	0	102	0	0	0	84	0	0	0	0	186
Not at all likely	4	0	0	0	0	0	57	0	0	0	36	0	0	0	0	93
Don't know	8	0	0	0	0	0	40	0	0	0	31	0	0	0	0	71
No answer	9	0	0	0	0	0	16	0	0	0	14	0	0	0	0	30
Not applicable	IAP	13626	354	7542	353	5907	8890	2817	2765	2812	3073	2023	2044	1974	2538	56718

E. A genetic or inherited problem

[VAR: GENETICS]

<u>RESPONSE</u>	<u>PUNCH</u>	<u>YEAR</u>														
		<u>1972-82</u>	<u>1982B</u>	<u>1983-87</u>	<u>1987B</u>	<u>1988-91</u>	<u>1993-98</u>	<u>2000</u>	<u>2002</u>	<u>2004</u>	<u>2006</u>	<u>2008</u>	<u>2010</u>	<u>2012</u>	<u>2014</u>	<u>ALL</u>
Very likely	1	0	0	0	0	0	155	0	0	0	201	0	0	0	0	356
Somewhat likely	2	0	0	0	0	0	507	0	0	0	681	0	0	0	0	1188
Not very likely	3	0	0	0	0	0	419	0	0	0	331	0	0	0	0	750
Not at all likely	4	0	0	0	0	0	269	0	0	0	152	0	0	0	0	421
Don't know	8	0	0	0	0	0	78	0	0	0	58	0	0	0	0	136
No answer	9	0	0	0	0	0	16	0	0	0	14	0	0	0	0	30
Not applicable	IAP	13626	354	7542	353	5907	8890	2817	2765	2812	3073	2023	2044	1974	2538	56718

F. God's will

[VAR: GODSWILL]

<u>RESPONSE</u>	<u>PUNCH</u>	<u>YEAR</u>														
		<u>1972-82</u>	<u>1982B</u>	<u>1983-87</u>	<u>1987B</u>	<u>1988-91</u>	<u>1993-98</u>	<u>2000</u>	<u>2002</u>	<u>2004</u>	<u>2006</u>	<u>2008</u>	<u>2010</u>	<u>2012</u>	<u>2014</u>	<u>ALL</u>
Very likely	1	0	0	0	0	0	67	0	0	0	55	0	0	0	0	122
Somewhat likely	2	0	0	0	0	0	134	0	0	0	126	0	0	0	0	260
Not very likely	3	0	0	0	0	0	334	0	0	0	332	0	0	0	0	666
Not at all likely	4	0	0	0	0	0	827	0	0	0	868	0	0	0	0	1695
Don't know	8	0	0	0	0	0	66	0	0	0	42	0	0	0	0	108
No answer	9	0	0	0	0	0	16	0	0	0	14	0	0	0	0	30
Not applicable	IAP	13626	354	7542	353	5907	8890	2817	2765	2812	3073	2023	2044	1974	2538	56718

654. In your opinion, how likely is it that NAME is experiencing (READ A-E) -- very likely, somewhat likely, not very likely, or not at all likely? (IN PART E, READ ONLY THE PHRASE FOLLOWING THE LETTER OF THE VIGNETTE)

A. Part of the normal ups and downs of life

[VAR: UPSDOWNS]

<u>RESPONSE</u>	<u>PUNCH</u>	<u>YEAR</u>														
		<u>1972-82</u>	<u>1982B</u>	<u>1983-87</u>	<u>1987B</u>	<u>1988-91</u>	<u>1993-98</u>	<u>2000</u>	<u>2002</u>	<u>2004</u>	<u>2006</u>	<u>2008</u>	<u>2010</u>	<u>2012</u>	<u>2014</u>	<u>ALL</u>
Very likely	1	0	0	0	0	0	425	0	0	0	444	0	0	0	0	869
Somewhat likely	2	0	0	0	0	0	462	0	0	0	479	0	0	0	0	941
Not very likely	3	0	0	0	0	0	305	0	0	0	285	0	0	0	0	590
Not at all likely	4	0	0	0	0	0	211	0	0	0	180	0	0	0	0	391
Don't know	8	0	0	0	0	0	17	0	0	0	34	0	0	0	0	51
No answer	9	0	0	0	0	0	24	0	0	0	15	0	0	0	0	39
Not applicable	IAP	13626	354	7542	353	5907	8890	2817	2765	2812	3073	2023	2044	1974	2538	56718

B. A nervous breakdown

[VAR: BREAKDWN]

<u>RESPONSE</u>	<u>PUNCH</u>	<u>YEAR</u>														
		<u>1972-82</u>	<u>1982B</u>	<u>1983-87</u>	<u>1987B</u>	<u>1988-91</u>	<u>1993-98</u>	<u>2000</u>	<u>2002</u>	<u>2004</u>	<u>2006</u>	<u>2008</u>	<u>2010</u>	<u>2012</u>	<u>2014</u>	<u>ALL</u>
Very likely	1	0	0	0	0	0	249	0	0	0	269	0	0	0	0	518
Somewhat likely	2	0	0	0	0	0	501	0	0	0	530	0	0	0	0	1031
Not very likely	3	0	0	0	0	0	411	0	0	0	387	0	0	0	0	798
Not at all likely	4	0	0	0	0	0	207	0	0	0	185	0	0	0	0	392
Don't know	8	0	0	0	0	0	52	0	0	0	51	0	0	0	0	103
No answer	9	0	0	0	0	0	24	0	0	0	15	0	0	0	0	39
Not applicable	IAP	13626	354	7542	353	5907	8890	2817	2765	2812	3073	2023	2044	1974	2538	56718

C. A mental illness

[VAR: MENTLILL]

<u>RESPONSE</u>	<u>PUNCH</u>	<u>YEAR</u>														
		<u>1972-82</u>	<u>1982B</u>	<u>1983-87</u>	<u>1987B</u>	<u>1988-91</u>	<u>1993-98</u>	<u>2000</u>	<u>2002</u>	<u>2004</u>	<u>2006</u>	<u>2008</u>	<u>2010</u>	<u>2012</u>	<u>2014</u>	<u>ALL</u>
Very likely	1	0	0	0	0	0	285	0	0	0	355	0	0	0	0	640
Somewhat likely	2	0	0	0	0	0	460	0	0	0	504	0	0	0	0	964
Not very likely	3	0	0	0	0	0	395	0	0	0	372	0	0	0	0	767
Not at all likely	4	0	0	0	0	0	216	0	0	0	147	0	0	0	0	363
Don't know	8	0	0	0	0	0	64	0	0	0	44	0	0	0	0	108
No answer	9	0	0	0	0	0	24	0	0	0	15	0	0	0	0	39
Not applicable	IAP	13626	354	7542	353	5907	8890	2817	2765	2812	3073	2023	2044	1974	2538	56718

D. A physical illness

[VAR: PHYSILL]

<u>RESPONSE</u>	<u>PUNCH</u>	<u>YEAR</u>														
		<u>1972-82</u>	<u>1982B</u>	<u>1983-87</u>	<u>1987B</u>	<u>1988-91</u>	<u>1993-98</u>	<u>2000</u>	<u>2002</u>	<u>2004</u>	<u>2006</u>	<u>2008</u>	<u>2010</u>	<u>2012</u>	<u>2014</u>	<u>ALL</u>
Very likely	1	0	0	0	0	0	203	0	0	0	148	0	0	0	0	351
Somewhat likely	2	0	0	0	0	0	512	0	0	0	590	0	0	0	0	1102
Not very likely	3	0	0	0	0	0	422	0	0	0	446	0	0	0	0	868
Not at all likely	4	0	0	0	0	0	223	0	0	0	188	0	0	0	0	411
Don't know	8	0	0	0	0	0	54	0	0	0	50	0	0	0	0	104
No answer	9	0	0	0	0	0	30	0	0	0	15	0	0	0	0	45
Not applicable	IAP	13626	354	7542	353	5907	8890	2817	2765	2812	3073	2023	2044	1974	2538	56718

E. REFER TO VIGNETTE ID, CHECK BELOW AND READ ONLY 1 PHRASE OF THE FOLLOWING:

Vignette A: alcohol dependence

Vignette B: a major depression

Vignette C: schizophrenia

Vignette D: a drug problem

Vignette E: **GO TO DECTREAT**

[VAR: VIGLABEL]

RESPONSE	PUNCH	YEAR														
		1972-82	1982B	1983-87	1987B	1988-91	1993-98	2000	2002	2004	2006	2008	2010	2012	2014	ALL
Very likely	1	0	0	0	0	0	766	0	0	0	0	0	0	0	0	766
Somewhat likely	2	0	0	0	0	0	248	0	0	0	0	0	0	0	0	248
Not very likely	3	0	0	0	0	0	55	0	0	0	0	0	0	0	0	55
Not at all likely	4	0	0	0	0	0	27	0	0	0	0	0	0	0	0	27
Don't know	8	0	0	0	0	0	74	0	0	0	0	0	0	0	0	74
No answer (Includes Vignette E)	9	0	0	0	0	0	274	0	0	0	0	0	0	0	0	274
Not applicable	IAP	13626	354	7542	353	5907	8890	2817	2765	2812	4510	2023	2044	1974	2538	58155

REMARKS: Respondents who were asked Vignette E are included in the "No answer" response category.

655. In your opinion, how able is NAME to make his/her own decisions about the treatment s/he should receive -- very able, somewhat able, not very able or not able at all?

[VAR: DECTREAT]

RESPONSE	PUNCH	YEAR														
		1972-82	1982B	1983-87	1987B	1988-91	1993-98	2000	2002	2004	2006	2008	2010	2012	2014	ALL
Very able	1	0	0	0	0	0	294	0	0	0	335	0	0	0	0	629
Somewhat able	2	0	0	0	0	0	422	0	0	0	519	0	0	0	0	941
Not very able	3	0	0	0	0	0	445	0	0	0	364	0	0	0	0	809
Not able at all	4	0	0	0	0	0	241	0	0	0	163	0	0	0	0	404
Don't know	8	0	0	0	0	0	28	0	0	0	40	0	0	0	0	68
No answer	9	0	0	0	0	0	14	0	0	0	16	0	0	0	0	30
Not applicable	IAP	13626	354	7542	353	5907	8890	2817	2765	2812	3073	2023	2044	1974	2538	56718

656. In your opinion, how able is NAME to make his/her own decisions about managing his/her own money -- very able, somewhat able, not very able or not able at all?

[VAR: DECMONEY]

<u>RESPONSE</u>	<u>PUNCH</u>	<u>YEAR</u>														
		<u>1972-82</u>	<u>1982B</u>	<u>1983-87</u>	<u>1987B</u>	<u>1988-91</u>	<u>1993-98</u>	<u>2000</u>	<u>2002</u>	<u>2004</u>	<u>2006</u>	<u>2008</u>	<u>2010</u>	<u>2012</u>	<u>2014</u>	<u>ALL</u>
Very able	1	0	0	0	0	0	281	0	0	0	338	0	0	0	0	619
Somewhat able	2	0	0	0	0	0	384	0	0	0	484	0	0	0	0	868
Not very able	3	0	0	0	0	0	429	0	0	0	383	0	0	0	0	812
Not able at all	4	0	0	0	0	0	292	0	0	0	163	0	0	0	0	455
Don't know	8	0	0	0	0	0	43	0	0	0	54	0	0	0	0	97
No answer	9	0	0	0	0	0	15	0	0	0	15	0	0	0	0	30
Not applicable	IAP	13626	354	7542	353	5907	8890	2817	2765	2812	3073	2023	2044	1974	2538	56718

657. In your opinion, how likely is it that NAME's situation will improve on its own -- very likely, somewhat likely, somewhat unlikely, or not likely at all?

[VAR: IMPRVOWN]

<u>RESPONSE</u>	<u>PUNCH</u>	<u>YEAR</u>														
		<u>1972-82</u>	<u>1982B</u>	<u>1983-87</u>	<u>1987B</u>	<u>1988-91</u>	<u>1993-98</u>	<u>2000</u>	<u>2002</u>	<u>2004</u>	<u>2006</u>	<u>2008</u>	<u>2010</u>	<u>2012</u>	<u>2014</u>	<u>ALL</u>
Very likely	1	0	0	0	0	0	137	0	0	0	113	0	0	0	0	250
Somewhat likely	2	0	0	0	0	0	256	0	0	0	324	0	0	0	0	580
Somewhat unlikely	3	0	0	0	0	0	335	0	0	0	529	0	0	0	0	864
Not likely at all	4	0	0	0	0	0	668	0	0	0	407	0	0	0	0	1075
Don't know	8	0	0	0	0	0	34	0	0	0	49	0	0	0	0	83
No answer	9	0	0	0	0	0	14	0	0	0	15	0	0	0	0	29
Not applicable	IAP	13626	354	7542	353	5907	8890	2817	2765	2812	3073	2023	2044	1974	2538	56718

658. In your opinion, how likely is it that NAME's situation will improve with treatment -- very likely, somewhat likely, somewhat unlikely, or not likely at all?

[VAR: IMPRVTRT]

<u>RESPONSE</u>	<u>PUNCH</u>	<u>YEAR</u>														
		<u>1972-82</u>	<u>1982B</u>	<u>1983-87</u>	<u>1987B</u>	<u>1988-91</u>	<u>1993-98</u>	<u>2000</u>	<u>2002</u>	<u>2004</u>	<u>2006</u>	<u>2008</u>	<u>2010</u>	<u>2012</u>	<u>2014</u>	<u>ALL</u>
Very likely	1	0	0	0	0	0	690	0	0	0	673	0	0	0	0	1363
Somewhat likely	2	0	0	0	0	0	590	0	0	0	621	0	0	0	0	1211
Somewhat unlikely	3	0	0	0	0	0	53	0	0	0	53	0	0	0	0	106
Not likely at all	4	0	0	0	0	0	50	0	0	0	21	0	0	0	0	71
Don't know	8	0	0	0	0	0	42	0	0	0	55	0	0	0	0	97
No answer	9	0	0	0	0	0	19	0	0	0	14	0	0	0	0	33
Not applicable	IAP	13626	354	7542	353	5907	8890	2817	2765	2812	3073	2023	2044	1974	2538	56718

659. How willing would you be (READ A-F) -- definitely willing, probably willing, probably unwilling, or definitely unwilling?

A. To move next door to NAME?

[VAR: VIGNEI]

<u>RESPONSE</u>	<u>PUNCH</u>	<u>YEAR</u>														
		<u>1972-82</u>	<u>1982B</u>	<u>1983-87</u>	<u>1987B</u>	<u>1988-91</u>	<u>1993-98</u>	<u>2000</u>	<u>2002</u>	<u>2004</u>	<u>2006</u>	<u>2008</u>	<u>2010</u>	<u>2012</u>	<u>2014</u>	<u>ALL</u>
Definitely willing	1	0	0	0	0	0	260	0	0	0	272	0	0	0	0	532
Probably willing	2	0	0	0	0	0	586	0	0	0	707	0	0	0	0	1293
Probably unwilling	3	0	0	0	0	0	320	0	0	0	276	0	0	0	0	596
Definitely unwilling	4	0	0	0	0	0	206	0	0	0	122	0	0	0	0	328
Don't know	8	0	0	0	0	0	51	0	0	0	45	0	0	0	0	96
No answer	9	0	0	0	0	0	21	0	0	0	15	0	0	0	0	36
Not applicable	IAP	13626	354	7542	353	5907	8890	2817	2765	2812	3073	2023	2044	1974	2538	56718

B. To spend an evening socializing with NAME?

[VAR: VIGSOC]

<u>RESPONSE</u>	<u>PUNCH</u>	<u>YEAR</u>														
		<u>1972-82</u>	<u>1982B</u>	<u>1983-87</u>	<u>1987B</u>	<u>1988-91</u>	<u>1993-98</u>	<u>2000</u>	<u>2002</u>	<u>2004</u>	<u>2006</u>	<u>2008</u>	<u>2010</u>	<u>2012</u>	<u>2014</u>	<u>ALL</u>
Definitely willing	1	0	0	0	0	0	212	0	0	0	240	0	0	0	0	452
Probably willing	2	0	0	0	0	0	540	0	0	0	609	0	0	0	0	1149
Probably unwilling	3	0	0	0	0	0	344	0	0	0	362	0	0	0	0	706
Definitely unwilling	4	0	0	0	0	0	295	0	0	0	173	0	0	0	0	468
Don't know	8	0	0	0	0	0	31	0	0	0	38	0	0	0	0	69
No answer	9	0	0	0	0	0	22	0	0	0	15	0	0	0	0	37
Not applicable	IAP	13626	354	7542	353	5907	8890	2817	2765	2812	3073	2023	2044	1974	2538	56718

C. To make friends with NAME?

[VAR: VIGFRND]

<u>RESPONSE</u>	<u>PUNCH</u>	<u>YEAR</u>														
		<u>1972-82</u>	<u>1982B</u>	<u>1983-87</u>	<u>1987B</u>	<u>1988-91</u>	<u>1993-98</u>	<u>2000</u>	<u>2002</u>	<u>2004</u>	<u>2006</u>	<u>2008</u>	<u>2010</u>	<u>2012</u>	<u>2014</u>	<u>ALL</u>
Definitely willing	1	0	0	0	0	0	266	0	0	0	291	0	0	0	0	557
Probably willing	2	0	0	0	0	0	657	0	0	0	737	0	0	0	0	1394
Probably unwilling	3	0	0	0	0	0	274	0	0	0	265	0	0	0	0	539
Definitely unwilling	4	0	0	0	0	0	178	0	0	0	89	0	0	0	0	267
Don't know	8	0	0	0	0	0	45	0	0	0	38	0	0	0	0	83
No answer	9	0	0	0	0	0	24	0	0	0	17	0	0	0	0	41
Not applicable	IAP	13626	354	7542	353	5907	8890	2817	2765	2812	3073	2023	2044	1974	2538	56718

D. To have NAME start working closely with you on a job?

[VAR: VIGWORK]

<u>RESPONSE</u>	<u>PUNCH</u>	<u>YEAR</u>														
		<u>1972-82</u>	<u>1982B</u>	<u>1983-87</u>	<u>1987B</u>	<u>1988-91</u>	<u>1993-98</u>	<u>2000</u>	<u>2002</u>	<u>2004</u>	<u>2006</u>	<u>2008</u>	<u>2010</u>	<u>2012</u>	<u>2014</u>	<u>ALL</u>
Definitely willing	1	0	0	0	0	0	146	0	0	0	184	0	0	0	0	330
Probably willing	2	0	0	0	0	0	420	0	0	0	473	0	0	0	0	893
Probably unwilling	3	0	0	0	0	0	380	0	0	0	428	0	0	0	0	808
Definitely unwilling	4	0	0	0	0	0	410	0	0	0	287	0	0	0	0	697
Don't know	8	0	0	0	0	0	66	0	0	0	50	0	0	0	0	116
No answer	9	0	0	0	0	0	22	0	0	0	15	0	0	0	0	37
Not applicable	IAP	13626	354	7542	353	5907	8890	2817	2765	2812	3073	2023	2044	1974	2538	56718

E. To have a group home for people like NAME opened in your neighborhood?

[VAR: VIGGRP]

<u>RESPONSE</u>	<u>PUNCH</u>	<u>YEAR</u>														
		<u>1972-82</u>	<u>1982B</u>	<u>1983-87</u>	<u>1987B</u>	<u>1988-91</u>	<u>1993-98</u>	<u>2000</u>	<u>2002</u>	<u>2004</u>	<u>2006</u>	<u>2008</u>	<u>2010</u>	<u>2012</u>	<u>2014</u>	<u>ALL</u>
Definitely willing	1	0	0	0	0	0	263	0	0	0	270	0	0	0	0	533
Probably willing	2	0	0	0	0	0	572	0	0	0	601	0	0	0	0	1173
Probably unwilling	3	0	0	0	0	0	272	0	0	0	309	0	0	0	0	581
Definitely unwilling	4	0	0	0	0	0	237	0	0	0	187	0	0	0	0	424
Don't know	8	0	0	0	0	0	74	0	0	0	53	0	0	0	0	127
No answer	9	0	0	0	0	0	26	0	0	0	17	0	0	0	0	43
Not applicable	IAP	13626	354	7542	353	5907	8890	2817	2765	2812	3073	2023	2044	1974	2538	56718

F. To have NAME marry into your family?

[VAR: VIGMAR]

<u>RESPONSE</u>	<u>PUNCH</u>	<u>YEAR</u>														
		<u>1972-82</u>	<u>1982B</u>	<u>1983-87</u>	<u>1987B</u>	<u>1988-91</u>	<u>1993-98</u>	<u>2000</u>	<u>2002</u>	<u>2004</u>	<u>2006</u>	<u>2008</u>	<u>2010</u>	<u>2012</u>	<u>2014</u>	<u>ALL</u>
Definitely willing	1	0	0	0	0	0	105	0	0	0	130	0	0	0	0	235
Probably willing	2	0	0	0	0	0	307	0	0	0	403	0	0	0	0	710
Probably unwilling	3	0	0	0	0	0	379	0	0	0	436	0	0	0	0	815
Definitely unwilling	4	0	0	0	0	0	530	0	0	0	378	0	0	0	0	908
Don't know	8	0	0	0	0	0	97	0	0	0	74	0	0	0	0	171
No answer	9	0	0	0	0	0	26	0	0	0	16	0	0	0	0	42
Not applicable	IAP	13626	354	7542	353	5907	8890	2817	2765	2812	3073	2023	2044	1974	2538	56718

660. In your opinion, how likely is it NAME would do something violent toward other people? Is it:

[VAR: HURTOTH]

<u>RESPONSE</u>	<u>PUNCH</u>	<u>YEAR</u>														
		<u>1972-82</u>	<u>1982B</u>	<u>1983-87</u>	<u>1987B</u>	<u>1988-91</u>	<u>1993-98</u>	<u>2000</u>	<u>2002</u>	<u>2004</u>	<u>2006</u>	<u>2008</u>	<u>2010</u>	<u>2012</u>	<u>2014</u>	<u>ALL</u>
Very likely	1	0	0	0	0	0	231	0	0	0	143	0	0	0	0	374
Somewhat likely	2	0	0	0	0	0	487	0	0	0	469	0	0	0	0	956
Not very likely	3	0	0	0	0	0	427	0	0	0	554	0	0	0	0	981
Not likely at all	4	0	0	0	0	0	187	0	0	0	180	0	0	0	0	367
Don't know	8	0	0	0	0	0	91	0	0	0	76	0	0	0	0	167
No answer	9	0	0	0	0	0	21	0	0	0	15	0	0	0	0	36
Not applicable	IAP	13626	354	7542	353	5907	8890	2817	2765	2812	3073	2023	2044	1974	2538	56718

661. In your opinion, how likely is it NAME would do something violent toward him/herself? Is it:

ALLOWED DEFINITION: violent toward self: suicide, not eating, wandering in traffic, self-mutilation

[VAR: HURTSELF]

<u>RESPONSE</u>	<u>PUNCH</u>	<u>YEAR</u>														
		<u>1972-82</u>	<u>1982B</u>	<u>1983-87</u>	<u>1987B</u>	<u>1988-91</u>	<u>1993-98</u>	<u>2000</u>	<u>2002</u>	<u>2004</u>	<u>2006</u>	<u>2008</u>	<u>2010</u>	<u>2012</u>	<u>2014</u>	<u>ALL</u>
Very likely	1	0	0	0	0	0	408	0	0	0	313	0	0	0	0	721
Somewhat likely	2	0	0	0	0	0	585	0	0	0	610	0	0	0	0	1195
Not very likely	3	0	0	0	0	0	256	0	0	0	322	0	0	0	0	578
Not likely at all	4	0	0	0	0	0	111	0	0	0	105	0	0	0	0	216
Don't know	8	0	0	0	0	0	67	0	0	0	72	0	0	0	0	139
No answer	9	0	0	0	0	0	17	0	0	0	15	0	0	0	0	32
Not applicable	IAP	13626	354	7542	353	5907	8890	2817	2765	2812	3073	2023	2044	1974	2538	56718

662. Should NAME do any of the following:

A. Talk things over with family and friends

[VAR: TLKFAM]

<u>RESPONSE</u>	<u>PUNCH</u>	<u>YEAR</u>														
		<u>1972-82</u>	<u>1982B</u>	<u>1983-87</u>	<u>1987B</u>	<u>1988-91</u>	<u>1993-98</u>	<u>2000</u>	<u>2002</u>	<u>2004</u>	<u>2006</u>	<u>2008</u>	<u>2010</u>	<u>2012</u>	<u>2014</u>	<u>ALL</u>
Yes	1	0	0	0	0	0	1355	0	0	0	1348	0	0	0	0	2703
No	2	0	0	0	0	0	54	0	0	0	53	0	0	0	0	107
Don't know	8	0	0	0	0	0	13	0	0	0	21	0	0	0	0	34
No answer	9	0	0	0	0	0	22	0	0	0	15	0	0	0	0	37
Not applicable	IAP	13626	354	7542	353	5907	8890	2817	2765	2812	3073	2023	2044	1974	2538	56718

B. Talk to a minister, priest, rabbi or other religious leader

[VAR: TLKCLRGY]

<u>RESPONSE</u>	<u>PUNCH</u>	<u>YEAR</u>														
		<u>1972-82</u>	<u>1982B</u>	<u>1983-87</u>	<u>1987B</u>	<u>1988-91</u>	<u>1993-98</u>	<u>2000</u>	<u>2002</u>	<u>2004</u>	<u>2006</u>	<u>2008</u>	<u>2010</u>	<u>2012</u>	<u>2014</u>	<u>ALL</u>
Yes	1	0	0	0	0	0	1174	0	0	0	1207	0	0	0	0	2381
No	2	0	0	0	0	0	169	0	0	0	175	0	0	0	0	344
Don't know	8	0	0	0	0	0	70	0	0	0	40	0	0	0	0	110
No answer	9	0	0	0	0	0	31	0	0	0	15	0	0	0	0	46
Not applicable	IAP	13626	354	7542	353	5907	8890	2817	2765	2812	3073	2023	2044	1974	2538	56718

C. Go to a general medical doctor for help

[VAR: MEDDOC]

<u>RESPONSE</u>	<u>PUNCH</u>	<u>YEAR</u>														
		<u>1972-82</u>	<u>1982B</u>	<u>1983-87</u>	<u>1987B</u>	<u>1988-91</u>	<u>1993-98</u>	<u>2000</u>	<u>2002</u>	<u>2004</u>	<u>2006</u>	<u>2008</u>	<u>2010</u>	<u>2012</u>	<u>2014</u>	<u>ALL</u>
Yes	1	0	0	0	0	0	1019	0	0	0	1203	0	0	0	0	2222
No	2	0	0	0	0	0	355	0	0	0	187	0	0	0	0	542
Don't know	8	0	0	0	0	0	43	0	0	0	33	0	0	0	0	76
No answer	9	0	0	0	0	0	27	0	0	0	14	0	0	0	0	41
Not applicable	IAP	13626	354	7542	353	5907	8890	2817	2765	2812	3073	2023	2044	1974	2538	56718

D. Go to a psychiatrist for help

[VAR: MENTLDOC]

<u>RESPONSE</u>	<u>PUNCH</u>	<u>YEAR</u>														
		<u>1972-82</u>	<u>1982B</u>	<u>1983-87</u>	<u>1987B</u>	<u>1988-91</u>	<u>1993-98</u>	<u>2000</u>	<u>2002</u>	<u>2004</u>	<u>2006</u>	<u>2008</u>	<u>2010</u>	<u>2012</u>	<u>2014</u>	<u>ALL</u>
Yes	1	0	0	0	0	0	954	0	0	0	1113	0	0	0	0	2067
No	2	0	0	0	0	0	379	0	0	0	263	0	0	0	0	642
Don't know	8	0	0	0	0	0	77	0	0	0	47	0	0	0	0	124
No answer	9	0	0	0	0	0	34	0	0	0	14	0	0	0	0	48
Not applicable	IAP	13626	354	7542	353	5907	8890	2817	2765	2812	3073	2023	2044	1974	2538	56718

E. Go to a therapist, or counselor, like a psychologist, social worker, or other mental health professional for help

[VAR: MENTLOTH]

<u>RESPONSE</u>	<u>PUNCH</u>	<u>YEAR</u>														
		<u>1972-82</u>	<u>1982B</u>	<u>1983-87</u>	<u>1987B</u>	<u>1988-91</u>	<u>1993-98</u>	<u>2000</u>	<u>2002</u>	<u>2004</u>	<u>2006</u>	<u>2008</u>	<u>2010</u>	<u>2012</u>	<u>2014</u>	<u>ALL</u>
Yes	1	0	0	0	0	0	1169	0	0	0	1222	0	0	0	0	2391
No	2	0	0	0	0	0	204	0	0	0	162	0	0	0	0	366
Don't know	8	0	0	0	0	0	42	0	0	0	37	0	0	0	0	79
No answer	9	0	0	0	0	0	29	0	0	0	16	0	0	0	0	45
Not applicable	IAP	13626	354	7542	353	5907	8890	2817	2765	2812	3073	2023	2044	1974	2538	56718

F. Go to a spiritual or a natural healer for help

[VAR: SPHEALER]

<u>RESPONSE</u>	<u>PUNCH</u>	<u>YEAR</u>														
		<u>1972-82</u>	<u>1982B</u>	<u>1983-87</u>	<u>1987B</u>	<u>1988-91</u>	<u>1993-98</u>	<u>2000</u>	<u>2002</u>	<u>2004</u>	<u>2006</u>	<u>2008</u>	<u>2010</u>	<u>2012</u>	<u>2014</u>	<u>ALL</u>
Yes	1	0	0	0	0	0	293	0	0	0	550	0	0	0	0	843
No	2	0	0	0	0	0	1011	0	0	0	812	0	0	0	0	1823
Don't know	8	0	0	0	0	0	106	0	0	0	57	0	0	0	0	163
No answer	9	0	0	0	0	0	34	0	0	0	18	0	0	0	0	52
Not applicable	IAP	13626	354	7542	353	5907	8890	2817	2765	2812	3073	2023	2044	1974	2538	56718

G. Join a self-help group where people with similar problems help each other

[VAR: SELFHELP]

<u>RESPONSE</u>	<u>PUNCH</u>	<u>YEAR</u>														
		<u>1972-82</u>	<u>1982B</u>	<u>1983-87</u>	<u>1987B</u>	<u>1988-91</u>	<u>1993-98</u>	<u>2000</u>	<u>2002</u>	<u>2004</u>	<u>2006</u>	<u>2008</u>	<u>2010</u>	<u>2012</u>	<u>2014</u>	<u>ALL</u>
Yes	1	0	0	0	0	0	1184	0	0	0	1159	0	0	0	0	2343
No	2	0	0	0	0	0	189	0	0	0	216	0	0	0	0	405
Don't know	8	0	0	0	0	0	40	0	0	0	46	0	0	0	0	86
No answer	9	0	0	0	0	0	31	0	0	0	16	0	0	0	0	47
Not applicable	IAP	13626	354	7542	353	5907	8890	2817	2765	2812	3073	2023	2044	1974	2538	56718

H. Take non-prescription medication, like over the counter sleeping pills.

[VAR: OTCMED]

<u>RESPONSE</u>	<u>PUNCH</u>	<u>YEAR</u>														
		<u>1972-82</u>	<u>1982B</u>	<u>1983-87</u>	<u>1987B</u>	<u>1988-91</u>	<u>1993-98</u>	<u>2000</u>	<u>2002</u>	<u>2004</u>	<u>2006</u>	<u>2008</u>	<u>2010</u>	<u>2012</u>	<u>2014</u>	<u>ALL</u>
Yes	1	0	0	0	0	0	110	0	0	0	178	0	0	0	0	288
No	2	0	0	0	0	0	1250	0	0	0	1196	0	0	0	0	2446
Don't know	8	0	0	0	0	0	52	0	0	0	46	0	0	0	0	98
No answer	9	0	0	0	0	0	32	0	0	0	17	0	0	0	0	49
Not applicable	IAP	13626	354	7542	353	5907	8890	2817	2765	2812	3073	2023	2044	1974	2538	56718

I. Take prescription medication.

[VAR: RXMED]

<u>RESPONSE</u>	<u>PUNCH</u>	<u>YEAR</u>														
		<u>1972-82</u>	<u>1982B</u>	<u>1983-87</u>	<u>1987B</u>	<u>1988-91</u>	<u>1993-98</u>	<u>2000</u>	<u>2002</u>	<u>2004</u>	<u>2006</u>	<u>2008</u>	<u>2010</u>	<u>2012</u>	<u>2014</u>	<u>ALL</u>
Yes	1	0	0	0	0	0	788	0	0	0	1005	0	0	0	0	1793
No	2	0	0	0	0	0	513	0	0	0	354	0	0	0	0	867
Don't know	8	0	0	0	0	0	109	0	0	0	62	0	0	0	0	171
No answer	9	0	0	0	0	0	34	0	0	0	16	0	0	0	0	50
Not applicable	IAP	13626	354	7542	353	5907	8890	2817	2765	2812	3073	2023	2044	1974	2538	56718

J. Check into a mental hospital.

[VAR: MENTLHOS]

<u>RESPONSE</u>	<u>PUNCH</u>	<u>YEAR</u>														
		<u>1972-82</u>	<u>1982B</u>	<u>1983-87</u>	<u>1987B</u>	<u>1988-91</u>	<u>1993-98</u>	<u>2000</u>	<u>2002</u>	<u>2004</u>	<u>2006</u>	<u>2008</u>	<u>2010</u>	<u>2012</u>	<u>2014</u>	<u>ALL</u>
Yes	1	0	0	0	0	0	441	0	0	0	465	0	0	0	0	906
No	2	0	0	0	0	0	836	0	0	0	879	0	0	0	0	1715
Don't know	8	0	0	0	0	0	132	0	0	0	76	0	0	0	0	208
No answer	9	0	0	0	0	0	35	0	0	0	17	0	0	0	0	52
Not applicable	IAP	13626	354	7542	353	5907	8890	2817	2765	2812	3073	2023	2044	1974	2538	56718

663. Here are the things you said NAME should do. INTERVIEWER: READ "YES" ANSWERS AND ASK: In what order should s/he do them?

A. Talk things over with family and friends.

[VAR: ORTLKFM]

<u>RESPONSE</u>	<u>PUNCH</u>	<u>YEAR</u>														
		<u>1972-82</u>	<u>1982B</u>	<u>1983-87</u>	<u>1987B</u>	<u>1988-91</u>	<u>1993-98</u>	<u>2000</u>	<u>2002</u>	<u>2004</u>	<u>2006</u>	<u>2008</u>	<u>2010</u>	<u>2012</u>	<u>2014</u>	<u>ALL</u>
1	1	0	0	0	0	0	701	0	0	0	802	0	0	0	0	1503
2	2	0	0	0	0	0	186	0	0	0	145	0	0	0	0	331
3	3	0	0	0	0	0	123	0	0	0	111	0	0	0	0	234
4	4	0	0	0	0	0	102	0	0	0	79	0	0	0	0	181
5	5	0	0	0	0	0	62	0	0	0	76	0	0	0	0	138
6	6	0	0	0	0	0	41	0	0	0	51	0	0	0	0	92
7	7	0	0	0	0	0	14	0	0	0	37	0	0	0	0	51
8	8	0	0	0	0	0	9	0	0	0	12	0	0	0	0	21
9	9	0	0	0	0	0	4	0	0	0	7	0	0	0	0	11
10	10	0	0	0	0	0	1	0	0	0	1	0	0	0	0	2
Don't know	98	0	0	0	0	0	2	0	0	0	0	0	0	0	0	2
No answer	99	0	0	0	0	0	132	0	0	0	42	0	0	0	0	174
Not applicable (Not Punch 1 in TLKFAM)	IAP	13626	354	7542	353	5907	8957	2817	2765	2812	3147	2023	2044	1974	2538	56859

B. Talk to a minister, priest, rabbi or other religious leader.

[VAR: ORTLKCLR]

<u>RESPONSE</u>	<u>PUNCH</u>	<u>YEAR</u>														
		<u>1972-82</u>	<u>1982B</u>	<u>1983-87</u>	<u>1987B</u>	<u>1988-91</u>	<u>1993-98</u>	<u>2000</u>	<u>2002</u>	<u>2004</u>	<u>2006</u>	<u>2008</u>	<u>2010</u>	<u>2012</u>	<u>2014</u>	<u>ALL</u>
1	1	0	0	0	0	0	109	0	0	0	74	0	0	0	0	183
2	2	0	0	0	0	0	316	0	0	0	379	0	0	0	0	695
3	3	0	0	0	0	0	183	0	0	0	185	0	0	0	0	368
4	4	0	0	0	0	0	154	0	0	0	131	0	0	0	0	285
5	5	0	0	0	0	0	122	0	0	0	121	0	0	0	0	243
6	6	0	0	0	0	0	90	0	0	0	124	0	0	0	0	214
7	7	0	0	0	0	0	61	0	0	0	100	0	0	0	0	161
8	8	0	0	0	0	0	22	0	0	0	60	0	0	0	0	82
9	9	0	0	0	0	0	4	0	0	0	13	0	0	0	0	17
10	10	0	0	0	0	0	1	0	0	0	0	0	0	0	0	1
Don't know	98	0	0	0	0	0	3	0	0	0	0	0	0	0	0	3
No answer	99	0	0	0	0	0	140	0	0	0	35	0	0	0	0	175
Not applicable (Not Punch 1 in TLKCLRGY)	IAP	13626	354	7542	353	5907	9129	2817	2765	2812	3288	2023	2044	1974	2538	57172

C. Go to a general medical doctor for help.

[VAR: ORMEDDOC]

<u>RESPONSE</u>	<u>PUNCH</u>	<u>YEAR</u>														
		<u>1972-82</u>	<u>1982B</u>	<u>1983-87</u>	<u>1987B</u>	<u>1988-91</u>	<u>1993-98</u>	<u>2000</u>	<u>2002</u>	<u>2004</u>	<u>2006</u>	<u>2008</u>	<u>2010</u>	<u>2012</u>	<u>2014</u>	<u>ALL</u>
1	1	0	0	0	0	0	177	0	0	0	258	0	0	0	0	435
2	2	0	0	0	0	0	243	0	0	0	341	0	0	0	0	584
3	3	0	0	0	0	0	240	0	0	0	280	0	0	0	0	520
4	4	0	0	0	0	0	115	0	0	0	126	0	0	0	0	241
5	5	0	0	0	0	0	83	0	0	0	74	0	0	0	0	157
6	6	0	0	0	0	0	48	0	0	0	59	0	0	0	0	107
7	7	0	0	0	0	0	18	0	0	0	27	0	0	0	0	45
8	8	0	0	0	0	0	5	0	0	0	15	0	0	0	0	20
9	9	0	0	0	0	0	1	0	0	0	2	0	0	0	0	3
10	10	0	0	0	0	0	0	0	0	0	0	0	0	0	0	0
Don't know	98	0	0	0	0	0	4	0	0	0	0	0	0	0	0	4
No answer	99	0	0	0	0	0	112	0	0	0	35	0	0	0	0	147
Not applicable (Not Punch 1 in MEDDOC)	IAP	13626	354	7542	353	5907	9288	2817	2765	2812	3293	2023	2044	1974	2538	57336

D. Go to a psychiatrist for help.

[VAR: ORMNTLDC]

<u>RESPONSE</u>	<u>PUNCH</u>	<u>YEAR</u>														
		<u>1972-82</u>	<u>1982B</u>	<u>1983-87</u>	<u>1987B</u>	<u>1988-91</u>	<u>1993-98</u>	<u>2000</u>	<u>2002</u>	<u>2004</u>	<u>2006</u>	<u>2008</u>	<u>2010</u>	<u>2012</u>	<u>2014</u>	<u>ALL</u>
1	1	0	0	0	0	0	75	0	0	0	92	0	0	0	0	167
2	2	0	0	0	0	0	135	0	0	0	136	0	0	0	0	271
3	3	0	0	0	0	0	167	0	0	0	225	0	0	0	0	392
4	4	0	0	0	0	0	169	0	0	0	264	0	0	0	0	433
5	5	0	0	0	0	0	154	0	0	0	165	0	0	0	0	319
6	6	0	0	0	0	0	98	0	0	0	123	0	0	0	0	221
7	7	0	0	0	0	0	48	0	0	0	60	0	0	0	0	108
8	8	0	0	0	0	0	16	0	0	0	20	0	0	0	0	36
9	9	0	0	0	0	0	2	0	0	0	4	0	0	0	0	6
10	10	0	0	0	0	0	0	0	0	0	0	0	0	0	0	0
Don't know	98	0	0	0	0	0	4	0	0	0	0	0	0	0	0	4
No answer	99	0	0	0	0	0	122	0	0	0	38	0	0	0	0	160
Not applicable (Not Punch 1 in MENTLDOC)	IAP	13626	354	7542	353	5907	9344	2817	2765	2812	3383	2023	2044	1974	2538	57482

E. Go to a therapist, or counselor, like a psychologist, social worker, or other mental health professional for help.

[VAR: ORMNTLOT]

<u>RESPONSE</u>	<u>PUNCH</u>	<u>YEAR</u>														
		<u>1972-82</u>	<u>1982B</u>	<u>1983-87</u>	<u>1987B</u>	<u>1988-91</u>	<u>1993-98</u>	<u>2000</u>	<u>2002</u>	<u>2004</u>	<u>2006</u>	<u>2008</u>	<u>2010</u>	<u>2012</u>	<u>2014</u>	<u>ALL</u>
1	1	0	0	0	0	0	124	0	0	0	57	0	0	0	0	181
2	2	0	0	0	0	0	161	0	0	0	157	0	0	0	0	318
3	3	0	0	0	0	0	223	0	0	0	236	0	0	0	0	459
4	4	0	0	0	0	0	232	0	0	0	294	0	0	0	0	526
5	5	0	0	0	0	0	184	0	0	0	280	0	0	0	0	464
6	6	0	0	0	0	0	84	0	0	0	113	0	0	0	0	197
7	7	0	0	0	0	0	32	0	0	0	48	0	0	0	0	80
8	8	0	0	0	0	0	10	0	0	0	9	0	0	0	0	19
9	9	0	0	0	0	0	2	0	0	0	4	0	0	0	0	6
10	10	0	0	0	0	0	0	0	0	0	0	0	0	0	0	0
Don't know	98	0	0	0	0	0	3	0	0	0	0	0	0	0	0	3
No answer	99	0	0	0	0	0	143	0	0	0	40	0	0	0	0	183
Not applicable (Not Punch 1 in MENTLOTH)	IAP	13626	354	7542	353	5907	9136	2817	2765	2812	3272	2023	2044	1974	2538	57163

F. Go to a spiritual or a natural healer for help.

[VAR: ORHEALER]

<u>RESPONSE</u>	<u>PUNCH</u>	<u>YEAR</u>														
		<u>1972-82</u>	<u>1982B</u>	<u>1983-87</u>	<u>1987B</u>	<u>1988-91</u>	<u>1993-98</u>	<u>2000</u>	<u>2002</u>	<u>2004</u>	<u>2006</u>	<u>2008</u>	<u>2010</u>	<u>2012</u>	<u>2014</u>	<u>ALL</u>
1	1	0	0	0	0	0	4	0	0	0	8	0	0	0	0	12
2	2	0	0	0	0	0	15	0	0	0	20	0	0	0	0	35
3	3	0	0	0	0	0	22	0	0	0	30	0	0	0	0	52
4	4	0	0	0	0	0	29	0	0	0	47	0	0	0	0	76
5	5	0	0	0	0	0	35	0	0	0	71	0	0	0	0	106
6	6	0	0	0	0	0	49	0	0	0	129	0	0	0	0	178
7	7	0	0	0	0	0	51	0	0	0	105	0	0	0	0	156
8	8	0	0	0	0	0	30	0	0	0	83	0	0	0	0	113
9	9	0	0	0	0	0	25	0	0	0	41	0	0	0	0	66
10	10	0	0	0	0	0	3	0	0	0	3	0	0	0	0	6
Don't know	98	0	0	0	0	0	1	0	0	0	0	0	0	0	0	1
No answer	99	0	0	0	0	0	63	0	0	0	31	0	0	0	0	94
Not applicable (Not Punch 1 in SPHEALER)	IAP	13626	354	7542	353	5907	10007	2817	2765	2812	3942	2023	2044	1974	2538	58704

G. Join a self-help group where people with similar problems help each other.

[VAR: ORSLFHLP]

<u>RESPONSE</u>	<u>PUNCH</u>	<u>YEAR</u>														
		<u>1972-82</u>	<u>1982B</u>	<u>1983-87</u>	<u>1987B</u>	<u>1988-91</u>	<u>1993-98</u>	<u>2000</u>	<u>2002</u>	<u>2004</u>	<u>2006</u>	<u>2008</u>	<u>2010</u>	<u>2012</u>	<u>2014</u>	<u>ALL</u>
1	1	0	0	0	0	0	80	0	0	0	41	0	0	0	0	121
2	2	0	0	0	0	0	154	0	0	0	103	0	0	0	0	257
3	3	0	0	0	0	0	186	0	0	0	126	0	0	0	0	312
4	4	0	0	0	0	0	195	0	0	0	165	0	0	0	0	360
5	5	0	0	0	0	0	197	0	0	0	209	0	0	0	0	406
6	6	0	0	0	0	0	158	0	0	0	229	0	0	0	0	387
7	7	0	0	0	0	0	72	0	0	0	192	0	0	0	0	264
8	8	0	0	0	0	0	22	0	0	0	52	0	0	0	0	74
9	9	0	0	0	0	0	4	0	0	0	15	0	0	0	0	19
10	10	0	0	0	0	0	0	0	0	0	2	0	0	0	0	2
Don't know	98	0	0	0	0	0	2	0	0	0	0	0	0	0	0	2
No answer	99	0	0	0	0	0	145	0	0	0	41	0	0	0	0	186
Not applicable (Not Punch 1 in SELFHELP)	IAP	13626	354	7542	353	5907	9119	2817	2765	2812	3335	2023	2044	1974	2538	57209

H. Take non-prescription medication, like over the counter sleeping pills.

[VAR: OROTCMED]

<u>RESPONSE</u>	<u>PUNCH</u>	<u>YEAR</u>														
		<u>1972-82</u>	<u>1982B</u>	<u>1983-87</u>	<u>1987B</u>	<u>1988-91</u>	<u>1993-98</u>	<u>2000</u>	<u>2002</u>	<u>2004</u>	<u>2006</u>	<u>2008</u>	<u>2010</u>	<u>2012</u>	<u>2014</u>	<u>ALL</u>
1	1	0	0	0	0	0	4	0	0	0	3	0	0	0	0	7
2	2	0	0	0	0	0	9	0	0	0	8	0	0	0	0	17
3	3	0	0	0	0	0	4	0	0	0	11	0	0	0	0	15
4	4	0	0	0	0	0	15	0	0	0	25	0	0	0	0	40
5	5	0	0	0	0	0	8	0	0	0	13	0	0	0	0	21
6	6	0	0	0	0	0	13	0	0	0	34	0	0	0	0	47
7	7	0	0	0	0	0	12	0	0	0	28	0	0	0	0	40
8	8	0	0	0	0	0	16	0	0	0	33	0	0	0	0	49
9	9	0	0	0	0	0	8	0	0	0	10	0	0	0	0	18
10	10	0	0	0	0	0	5	0	0	0	4	0	0	0	0	9
Don't know	98	0	0	0	0	0	0	0	0	0	0	0	0	0	0	0
No answer	99	0	0	0	0	0	48	0	0	0	26	0	0	0	0	74
Not applicable (Not Punch 1 in OTCMED)	IAP	13626	354	7542	353	5907	10192	2817	2765	2812	4315	2023	2044	1974	2538	59262

I. Take prescription medication.

[VAR: ORRXMED]

<u>RESPONSE</u>	<u>PUNCH</u>	<u>YEAR</u>														
		<u>1972-82</u>	<u>1982B</u>	<u>1983-87</u>	<u>1987B</u>	<u>1988-91</u>	<u>1993-98</u>	<u>2000</u>	<u>2002</u>	<u>2004</u>	<u>2006</u>	<u>2008</u>	<u>2010</u>	<u>2012</u>	<u>2014</u>	<u>ALL</u>
1	1	0	0	0	0	0	2	0	0	0	8	0	0	0	0	10
2	2	0	0	0	0	0	34	0	0	0	57	0	0	0	0	91
3	3	0	0	0	0	0	55	0	0	0	108	0	0	0	0	163
4	4	0	0	0	0	0	104	0	0	0	132	0	0	0	0	236
5	5	0	0	0	0	0	110	0	0	0	163	0	0	0	0	273
6	6	0	0	0	0	0	150	0	0	0	173	0	0	0	0	323
7	7	0	0	0	0	0	159	0	0	0	187	0	0	0	0	346
8	8	0	0	0	0	0	72	0	0	0	123	0	0	0	0	195
9	9	0	0	0	0	0	20	0	0	0	31	0	0	0	0	51
10	10	0	0	0	0	0	1	0	0	0	0	0	0	0	0	1
Don't know	98	0	0	0	0	0	3	0	0	0	0	0	0	0	0	3
No answer	99	0	0	0	0	0	112	0	0	0	39	0	0	0	0	151
Not applicable (Not Punch 1 in RXMED)	IAP	13626	354	7542	353	5907	9512	2817	2765	2812	3489	2023	2044	1974	2538	57756

J. Check into a mental hospital.

[VAR: ORMNTLHS]

<u>RESPONSE</u>	<u>PUNCH</u>	<u>YEAR</u>														
		<u>1972-82</u>	<u>1982B</u>	<u>1983-87</u>	<u>1987B</u>	<u>1988-91</u>	<u>1993-98</u>	<u>2000</u>	<u>2002</u>	<u>2004</u>	<u>2006</u>	<u>2008</u>	<u>2010</u>	<u>2012</u>	<u>2014</u>	<u>ALL</u>
1	1	0	0	0	0	0	31	0	0	0	26	0	0	0	0	57
2	2	0	0	0	0	0	22	0	0	0	18	0	0	0	0	40
3	3	0	0	0	0	0	26	0	0	0	20	0	0	0	0	46
4	4	0	0	0	0	0	26	0	0	0	24	0	0	0	0	50
5	5	0	0	0	0	0	39	0	0	0	39	0	0	0	0	78
6	6	0	0	0	0	0	45	0	0	0	42	0	0	0	0	87
7	7	0	0	0	0	0	77	0	0	0	69	0	0	0	0	146
8	8	0	0	0	0	0	79	0	0	0	113	0	0	0	0	192
9	9	0	0	0	0	0	26	0	0	0	72	0	0	0	0	98
10	10	0	0	0	0	0	13	0	0	0	27	0	0	0	0	40
Don't know	98	0	0	0	0	0	3	0	0	0	0	0	0	0	0	3
No answer	99	0	0	0	0	0	89	0	0	0	32	0	0	0	0	121
Not applicable (Not Punch 1 in MENTLHOS)	IAP	13626	354	7542	353	5907	9858	2817	2765	2812	4028	2023	2044	1974	2538	58641

664. Some cities and states have laws that force people with problems like NAME into treatment. Do you think that people like NAME should be forced by law to...

A. Get treatment at a clinic or from a doctor.

[VAR: MUSTDOC]

<u>RESPONSE</u>	<u>PUNCH</u>	<u>YEAR</u>														
		<u>1972-82</u>	<u>1982B</u>	<u>1983-87</u>	<u>1987B</u>	<u>1988-91</u>	<u>1993-98</u>	<u>2000</u>	<u>2002</u>	<u>2004</u>	<u>2006</u>	<u>2008</u>	<u>2010</u>	<u>2012</u>	<u>2014</u>	<u>ALL</u>
Yes	1	0	0	0	0	0	503	0	0	0	413	0	0	0	0	916
No	2	0	0	0	0	0	844	0	0	0	956	0	0	0	0	1800
Don't know	8	0	0	0	0	0	79	0	0	0	52	0	0	0	0	131
No answer	9	0	0	0	0	0	18	0	0	0	16	0	0	0	0	34
Not applicable	IAP	13626	354	7542	353	5907	8890	2817	2765	2812	3073	2023	2044	1974	2538	56718

B. Take a prescription medication to control his/her behavior.

[VAR: MUSTMED]

<u>RESPONSE</u>	<u>PUNCH</u>	<u>YEAR</u>														
		<u>1972-82</u>	<u>1982B</u>	<u>1983-87</u>	<u>1987B</u>	<u>1988-91</u>	<u>1993-98</u>	<u>2000</u>	<u>2002</u>	<u>2004</u>	<u>2006</u>	<u>2008</u>	<u>2010</u>	<u>2012</u>	<u>2014</u>	<u>ALL</u>
Yes	1	0	0	0	0	0	372	0	0	0	371	0	0	0	0	743
No	2	0	0	0	0	0	970	0	0	0	999	0	0	0	0	1969
Don't know	8	0	0	0	0	0	82	0	0	0	52	0	0	0	0	134
No answer	9	0	0	0	0	0	20	0	0	0	15	0	0	0	0	35
Not applicable	IAP	13626	354	7542	353	5907	8890	2817	2765	2812	3073	2023	2044	1974	2538	56718

C. Be admitted to a hospital for treatment.

[VAR: MUSTHOSP]

<u>RESPONSE</u>	<u>PUNCH</u>	<u>YEAR</u>														
		<u>1972-82</u>	<u>1982B</u>	<u>1983-87</u>	<u>1987B</u>	<u>1988-91</u>	<u>1993-98</u>	<u>2000</u>	<u>2002</u>	<u>2004</u>	<u>2006</u>	<u>2008</u>	<u>2010</u>	<u>2012</u>	<u>2014</u>	<u>ALL</u>
Yes	1	0	0	0	0	0	501	0	0	0	426	0	0	0	0	927
No	2	0	0	0	0	0	840	0	0	0	946	0	0	0	0	1786
Don't know	8	0	0	0	0	0	79	0	0	0	50	0	0	0	0	129
No answer	9	0	0	0	0	0	24	0	0	0	15	0	0	0	0	39
Not applicable	IAP	13626	354	7542	353	5907	8890	2817	2765	2812	3073	2023	2044	1974	2538	56718

D. Be admitted to a hospital for treatment if s/he is dangerous to him/herself.

[VAR: DANGRSLF]

<u>RESPONSE</u>	<u>PUNCH</u>	<u>YEAR</u>														
		<u>1972-82</u>	<u>1982B</u>	<u>1983-87</u>	<u>1987B</u>	<u>1988-91</u>	<u>1993-98</u>	<u>2000</u>	<u>2002</u>	<u>2004</u>	<u>2006</u>	<u>2008</u>	<u>2010</u>	<u>2012</u>	<u>2014</u>	<u>ALL</u>
Yes	1	0	0	0	0	0	1227	0	0	0	1224	0	0	0	0	2451
No	2	0	0	0	0	0	158	0	0	0	165	0	0	0	0	323
Don't know	8	0	0	0	0	0	38	0	0	0	31	0	0	0	0	69
No answer	9	0	0	0	0	0	21	0	0	0	17	0	0	0	0	38
Not applicable	IAP	13626	354	7542	353	5907	8890	2817	2765	2812	3073	2023	2044	1974	2538	56718

E. Be admitted to a hospital for treatment if s/he is dangerous to others.

[VAR: DANGROTH]

<u>RESPONSE</u>	<u>PUNCH</u>	<u>YEAR</u>														
		<u>1972-82</u>	<u>1982B</u>	<u>1983-87</u>	<u>1987B</u>	<u>1988-91</u>	<u>1993-98</u>	<u>2000</u>	<u>2002</u>	<u>2004</u>	<u>2006</u>	<u>2008</u>	<u>2010</u>	<u>2012</u>	<u>2014</u>	<u>ALL</u>
Yes	1	0	0	0	0	0	1286	0	0	0	1291	0	0	0	0	2577
No	2	0	0	0	0	0	107	0	0	0	102	0	0	0	0	209
Don't know	8	0	0	0	0	0	30	0	0	0	27	0	0	0	0	57
No answer	9	0	0	0	0	0	21	0	0	0	17	0	0	0	0	38
Not applicable	IAP	13626	354	7542	353	5907	8890	2817	2765	2812	3073	2023	2044	1974	2538	56718

665. In your opinion, who should be most responsible for paying the cost of NAME's medical care, including mental health care and treatment?

[VAR: MEDCARE1]

<u>RESPONSE</u>	<u>PUNCH</u>	<u>YEAR</u>														
		<u>1972-82</u>	<u>1982B</u>	<u>1983-87</u>	<u>1987B</u>	<u>1988-91</u>	<u>1993-98</u>	<u>2000</u>	<u>2002</u>	<u>2004</u>	<u>2006</u>	<u>2008</u>	<u>2010</u>	<u>2012</u>	<u>2014</u>	<u>ALL</u>
NAME, him/herself (ASK MEDCARE2)	1	0	0	0	0	0	550	0	0	0	400	0	0	0	0	950
His/her family (GO TO SPMENTL)	2	0	0	0	0	0	105	0	0	0	93	0	0	0	0	198
Government (GO TO SPMENTL)	3	0	0	0	0	0	147	0	0	0	191	0	0	0	0	338
Insurance (GO TO SPMENTL)	4	0	0	0	0	0	515	0	0	0	675	0	0	0	0	1190
Private charity (GO TO SPMENTL)	5	0	0	0	0	0	35	0	0	0	23	0	0	0	0	58
Don't know	8	0	0	0	0	0	74	0	0	0	38	0	0	0	0	112
No answer	9	0	0	0	0	0	18	0	0	0	17	0	0	0	0	35
Not applicable	IAP	13626	354	7542	353	5907	8890	2817	2765	2812	3073	2023	2044	1974	2538	56718

IF NAME (CODE 1) IS CHOSEN IN MEDCARE1, ASK MEDCARE2

666. Who should be next most responsible?

[VAR: MEDCARE2]

<u>RESPONSE</u>	<u>PUNCH</u>	<u>YEAR</u>														
		<u>1972-82</u>	<u>1982B</u>	<u>1983-87</u>	<u>1987B</u>	<u>1988-91</u>	<u>1993-98</u>	<u>2000</u>	<u>2002</u>	<u>2004</u>	<u>2006</u>	<u>2008</u>	<u>2010</u>	<u>2012</u>	<u>2014</u>	<u>ALL</u>
His/her family	1	0	0	0	0	0	258	0	0	0	168	0	0	0	0	426
Government	2	0	0	0	0	0	50	0	0	0	27	0	0	0	0	77
Insurance	3	0	0	0	0	0	192	0	0	0	192	0	0	0	0	384
Private charity	4	0	0	0	0	0	25	0	0	0	9	0	0	0	0	34
Don't know	8	0	0	0	0	0	15	0	0	0	3	0	0	0	0	18
No answer	9	0	0	0	0	0	28	0	0	0	18	0	0	0	0	46
Not applicable (Punches 2-5, 8, IAP in MEDCARE1)	IAP	13626	354	7542	353	5907	9766	2817	2765	2812	4093	2023	2044	1974	2538	58614

Let's turn away from NAME, now.

RETRIEVE VIGNETTE FROM RESPONDENT

IF FORM "X", ASK SPMENTL. IF FORM "Y", GO TO GOVMEN TL.

667. Earlier, we talked about various areas of government spending. Since we've been talking about the mental health area, please indicate whether you would like to see more or less government spending in the area of mental health care. Remember that if you say "much more," it might require a tax increase to pay for it.

IF R ANSWERS BY SAYING NAME DOES NOT REQUIRE CARE, REMIND HIM/HER WE'RE NOT TALKING ABOUT NAME ANYMORE.

[VAR: SPMENTL]

<u>RESPONSE</u>	<u>PUNCH</u>	<u>YEAR</u>														
		<u>1972-82</u>	<u>1982B</u>	<u>1983-87</u>	<u>1987B</u>	<u>1988-91</u>	<u>1993-98</u>	<u>2000</u>	<u>2002</u>	<u>2004</u>	<u>2006</u>	<u>2008</u>	<u>2010</u>	<u>2012</u>	<u>2014</u>	<u>ALL</u>
Spend much more	1	0	0	0	0	0	86	0	0	0	79	0	0	0	0	165
Spend more	2	0	0	0	0	0	248	0	0	0	276	0	0	0	0	524
Spend the same as now	3	0	0	0	0	0	267	0	0	0	299	0	0	0	0	566
Spend less	4	0	0	0	0	0	61	0	0	0	36	0	0	0	0	97
Spend much less	5	0	0	0	0	0	15	0	0	0	14	0	0	0	0	29
Can't choose	8	0	0	0	0	0	48	0	0	0	24	0	0	0	0	72
No answer	9	0	0	0	0	0	11	0	0	0	7	0	0	0	0	18
Not applicable (Form 2)	IAP	13626	354	7542	353	5907	9598	2817	2765	2812	3775	2023	2044	1974	2538	58128

IF FORM "Y", ASK GOVMENTL-MNTLOTH. IF FORM "X", GO TO INSTRUCTIONS BEFOI

668. On the whole, do you think it should or should not be the government's responsibility to provide mental health care for persons with mental illnesses?

IF R ANSWERS BY SAYING NAME DOES NOT REQUIRE CARE, REMIND HIM/HER WE'RE NOT TALKING ABOUT NAME ANYMORE.

[VAR: GOVMENTL]

<u>RESPONSE</u>	<u>PUNCH</u>	<u>YEAR</u>														
		<u>1972-82</u>	<u>1982B</u>	<u>1983-87</u>	<u>1987B</u>	<u>1988-91</u>	<u>1993-98</u>	<u>2000</u>	<u>2002</u>	<u>2004</u>	<u>2006</u>	<u>2008</u>	<u>2010</u>	<u>2012</u>	<u>2014</u>	<u>ALL</u>
Definitely should be	1	0	0	0	0	0	243	0	0	0	266	0	0	0	0	509
Probably should be	2	0	0	0	0	0	274	0	0	0	293	0	0	0	0	567
Probably should not be	3	0	0	0	0	0	86	0	0	0	104	0	0	0	0	190
Definitely should not be	4	0	0	0	0	0	53	0	0	0	16	0	0	0	0	69
Can't choose	8	0	0	0	0	0	40	0	0	0	14	0	0	0	0	54
No answer	9	0	0	0	0	0	12	0	0	0	9	0	0	0	0	21
Not applicable (Form 1)	IAP	13626	354	7542	353	5907	9626	2817	2765	2812	3808	2023	2044	1974	2538	58189

669. Of course, everybody hears a good deal about physical illness and disease, but now, what about the ones we call mental or nervous illness?...When you hear someone say that a person is "mentally-ill," what does that mean to you? (PROBES: How would you describe a person who is mentally-ill? What do you think a mentally-ill person is like? What does a person like this do that tells you he is mentally-ill? How does a person like this act?)

1. R's asserted references for what mental illness is -- First mention.

[VAR: MNTLAS1]

RESPONSE	PUNCH	YEAR														ALL
		1972-82	1982B	1983-87	1987B	1988-91	1993-98	2000	2002	2004	2006	2008	2010	2012	2014	
1	1	0	0	0	0	0	84	0	0	0	0	0	0	0	0	84
2	2	0	0	0	0	0	36	0	0	0	0	0	0	0	0	36
3	3	0	0	0	0	0	37	0	0	0	0	0	0	0	0	37
4	4	0	0	0	0	0	48	0	0	0	0	0	0	0	0	48
5	5	0	0	0	0	0	104	0	0	0	0	0	0	0	0	104
6	6	0	0	0	0	0	4	0	0	0	0	0	0	0	0	4
7	7	0	0	0	0	0	4	0	0	0	0	0	0	0	0	4
8	8	0	0	0	0	0	78	0	0	0	0	0	0	0	0	78
9	9	0	0	0	0	0	53	0	0	0	0	0	0	0	0	53
10	10	0	0	0	0	0	2	0	0	0	0	0	0	0	0	2
11	11	0	0	0	0	0	106	0	0	0	0	0	0	0	0	106
12	12	0	0	0	0	0	3	0	0	0	0	0	0	0	0	3
13	13	0	0	0	0	0	58	0	0	0	0	0	0	0	0	58
14	14	0	0	0	0	0	12	0	0	0	0	0	0	0	0	12
15	15	0	0	0	0	0	16	0	0	0	0	0	0	0	0	16
16	16	0	0	0	0	0	18	0	0	0	0	0	0	0	0	18
17	17	0	0	0	0	0	0	0	0	0	0	0	0	0	0	0
18	18	0	0	0	0	0	0	0	0	0	0	0	0	0	0	0
19	19	0	0	0	0	0	0	0	0	0	0	0	0	0	0	0
20	20	0	0	0	0	0	0	0	0	0	0	0	0	0	0	0
21	21	0	0	0	0	0	0	0	0	0	0	0	0	0	0	0
22	22	0	0	0	0	0	1	0	0	0	0	0	0	0	0	1
Don't know	98	0	0	0	0	0	0	0	0	0	0	0	0	0	0	0
No answer	99	0	0	0	0	0	44	0	0	0	0	0	0	0	0	44
Not applicable (Form 1)	IAP	13626	354	7542	353	5907	9626	2817	2765	2812	4510	2023	2044	1974	2538	58891

2. R's asserted references for what a mental illness is -- Second mention.

[VAR: MNTLAS2]

<u>RESPONSE</u>	<u>PUNCH</u>	<u>YEAR</u>														<u>ALL</u>
		<u>1972-82</u>	<u>1982B</u>	<u>1983-87</u>	<u>1987B</u>	<u>1988-91</u>	<u>1993-98</u>	<u>2000</u>	<u>2002</u>	<u>2004</u>	<u>2006</u>	<u>2008</u>	<u>2010</u>	<u>2012</u>	<u>2014</u>	
1	1	0	0	0	0	0	27	0	0	0	0	0	0	0	0	27
2	2	0	0	0	0	0	35	0	0	0	0	0	0	0	0	35
3	3	0	0	0	0	0	20	0	0	0	0	0	0	0	0	20
4	4	0	0	0	0	0	15	0	0	0	0	0	0	0	0	15
5	5	0	0	0	0	0	46	0	0	0	0	0	0	0	0	46
6	6	0	0	0	0	0	2	0	0	0	0	0	0	0	0	2
7	7	0	0	0	0	0	7	0	0	0	0	0	0	0	0	7
8	8	0	0	0	0	0	35	0	0	0	0	0	0	0	0	35
9	9	0	0	0	0	0	41	0	0	0	0	0	0	0	0	41
10	10	0	0	0	0	0	1	0	0	0	0	0	0	0	0	1
11	11	0	0	0	0	0	24	0	0	0	0	0	0	0	0	24
12	12	0	0	0	0	0	0	0	0	0	0	0	0	0	0	0
13	13	0	0	0	0	0	3	0	0	0	0	0	0	0	0	3
14	14	0	0	0	0	0	5	0	0	0	0	0	0	0	0	5
15	15	0	0	0	0	0	0	0	0	0	0	0	0	0	0	0
16	16	0	0	0	0	0	10	0	0	0	0	0	0	0	0	10
17	17	0	0	0	0	0	0	0	0	0	0	0	0	0	0	0
18	18	0	0	0	0	0	1	0	0	0	0	0	0	0	0	1
19	19	0	0	0	0	0	0	0	0	0	0	0	0	0	0	0
20	20	0	0	0	0	0	2	0	0	0	0	0	0	0	0	2
21	21	0	0	0	0	0	0	0	0	0	0	0	0	0	0	0
22	22	0	0	0	0	0	0	0	0	0	0	0	0	0	0	0
Don't know	98	0	0	0	0	0	0	0	0	0	0	0	0	0	0	0
No answer	99	0	0	0	0	0	44	0	0	0	0	0	0	0	0	44
Not applicable (Form 1)	IAP	13626	354	7542	353	5907	10016	2817	2765	2812	4510	2023	2044	1974	2538	59281

REMARKS: Please refer to Appendix D for an explanation of the above codes.

1. R's imputed references for what mental illness is -- First mention.

[VAR: MNTLIMP1]

<u>RESPONSE</u>	<u>PUNCH</u>	<u>YEAR</u>														
		<u>1972-82</u>	<u>1982B</u>	<u>1983-87</u>	<u>1987B</u>	<u>1988-91</u>	<u>1993-98</u>	<u>2000</u>	<u>2002</u>	<u>2004</u>	<u>2006</u>	<u>2008</u>	<u>2010</u>	<u>2012</u>	<u>2014</u>	<u>ALL</u>
101	101	0	0	0	0	0	88	0	0	0	0	0	0	0	88	
102	102	0	0	0	0	0	38	0	0	0	0	0	0	0	38	
103	103	0	0	0	0	0	43	0	0	0	0	0	0	0	43	
104	104	0	0	0	0	0	52	0	0	0	0	0	0	0	52	
105	105	0	0	0	0	0	106	0	0	0	0	0	0	0	106	
106	106	0	0	0	0	0	4	0	0	0	0	0	0	0	4	
107	107	0	0	0	0	0	56	0	0	0	0	0	0	0	56	
108	108	0	0	0	0	0	61	0	0	0	0	0	0	0	61	
109	109	0	0	0	0	0	90	0	0	0	0	0	0	0	90	
110	110	0	0	0	0	0	89	0	0	0	0	0	0	0	89	
111	111	0	0	0	0	0	14	0	0	0	0	0	0	0	14	
112	112	0	0	0	0	0	1	0	0	0	0	0	0	0	1	
113	113	0	0	0	0	0	11	0	0	0	0	0	0	0	11	
No answer	999	0	0	0	0	0	55	0	0	0	0	0	0	0	55	
Not applicable (Form 1)	IAP	13626	354	7542	353	5907	9626	2817	2765	2812	4510	2023	2044	1974	2538	58891

2. R's imputed references for what mental illness is -- Second mention.

[VAR: MNTLIMP2]

<u>RESPONSE</u>	<u>PUNCH</u>	<u>YEAR</u>														
		<u>1972-82</u>	<u>1982B</u>	<u>1983-87</u>	<u>1987B</u>	<u>1988-91</u>	<u>1993-98</u>	<u>2000</u>	<u>2002</u>	<u>2004</u>	<u>2006</u>	<u>2008</u>	<u>2010</u>	<u>2012</u>	<u>2014</u>	<u>ALL</u>
101	101	0	0	0	0	0	17	0	0	0	0	0	0	0	0	17
102	102	0	0	0	0	0	38	0	0	0	0	0	0	0	0	38
103	103	0	0	0	0	0	18	0	0	0	0	0	0	0	0	18
104	104	0	0	0	0	0	15	0	0	0	0	0	0	0	0	15
105	105	0	0	0	0	0	45	0	0	0	0	0	0	0	0	45
106	106	0	0	0	0	0	7	0	0	0	0	0	0	0	0	7
107	107	0	0	0	0	0	37	0	0	0	0	0	0	0	0	37
108	108	0	0	0	0	0	24	0	0	0	0	0	0	0	0	24
109	109	0	0	0	0	0	24	0	0	0	0	0	0	0	0	24
110	110	0	0	0	0	0	9	0	0	0	0	0	0	0	0	9
111	111	0	0	0	0	0	4	0	0	0	0	0	0	0	0	4
112	112	0	0	0	0	0	1	0	0	0	0	0	0	0	0	1
113	113	0	0	0	0	0	12	0	0	0	0	0	0	0	0	12
No answer	999	0	0	0	0	0	55	0	0	0	0	0	0	0	0	55
Not applicable (Form 1)	IAP	13626	354	7542	353	5907	10028	2817	2765	2812	4510	2023	2044	1974	2538	59293

3. R's imputed references for what mental illness is -- Third mention.

[VAR: MNTLIMP3]

<u>RESPONSE</u>	<u>PUNCH</u>	<u>YEAR</u>														
		<u>1972-82</u>	<u>1982B</u>	<u>1983-87</u>	<u>1987B</u>	<u>1988-91</u>	<u>1993-98</u>	<u>2000</u>	<u>2002</u>	<u>2004</u>	<u>2006</u>	<u>2008</u>	<u>2010</u>	<u>2012</u>	<u>2014</u>	<u>ALL</u>
101	101	0	0	0	0	0	2	0	0	0	0	0	0	0	0	2
102	102	0	0	0	0	0	7	0	0	0	0	0	0	0	0	7
103	103	0	0	0	0	0	3	0	0	0	0	0	0	0	0	3
104	104	0	0	0	0	0	5	0	0	0	0	0	0	0	0	5
105	105	0	0	0	0	0	9	0	0	0	0	0	0	0	0	9
106	106	0	0	0	0	0	2	0	0	0	0	0	0	0	0	2
107	107	0	0	0	0	0	9	0	0	0	0	0	0	0	0	9
108	108	0	0	0	0	0	5	0	0	0	0	0	0	0	0	5
109	109	0	0	0	0	0	9	0	0	0	0	0	0	0	0	9
110	110	0	0	0	0	0	4	0	0	0	0	0	0	0	0	4
111	111	0	0	0	0	0	0	0	0	0	0	0	0	0	0	0
112	112	0	0	0	0	0	0	0	0	0	0	0	0	0	0	0
113	113	0	0	0	0	0	2	0	0	0	0	0	0	0	0	2
No answer	999	0	0	0	0	0	55	0	0	0	0	0	0	0	0	55
Not applicable (Form 1)	IAP	13626	354	7542	353	5907	10222	2817	2765	2812	4510	2023	2044	1974	2538	59487

REMARKS: Please refer to Appendix D for an explanation of the above codes.

[VAR: MNTLSYM1] (CONTINUED)

<u>RESPONSE</u>	<u>PUNCH</u>	<u>YEAR</u>														
		<u>1972-82</u>	<u>1982B</u>	<u>1983-87</u>	<u>1987B</u>	<u>1988-91</u>	<u>1993-98</u>	<u>2000</u>	<u>2002</u>	<u>2004</u>	<u>2006</u>	<u>2008</u>	<u>2010</u>	<u>2012</u>	<u>2014</u>	<u>ALL</u>
710	710	0	0	0	0	0	15	0	0	0	0	0	0	0	0	15
712	712	0	0	0	0	0	3	0	0	0	0	0	0	0	0	3
804	804	0	0	0	0	0	1	0	0	0	0	0	0	0	0	1
807	807	0	0	0	0	0	1	0	0	0	0	0	0	0	0	1
808	808	0	0	0	0	0	5	0	0	0	0	0	0	0	0	5
810	810	0	0	0	0	0	1	0	0	0	0	0	0	0	0	1
811	811	0	0	0	0	0	57	0	0	0	0	0	0	0	0	57
812	812	0	0	0	0	0	19	0	0	0	0	0	0	0	0	19
902	902	0	0	0	0	0	4	0	0	0	0	0	0	0	0	4
906	906	0	0	0	0	0	15	0	0	0	0	0	0	0	0	15
907	907	0	0	0	0	0	1	0	0	0	0	0	0	0	0	1
908	908	0	0	0	0	0	10	0	0	0	0	0	0	0	0	10
909	909	0	0	0	0	0	3	0	0	0	0	0	0	0	0	3
921	921	0	0	0	0	0	12	0	0	0	0	0	0	0	0	12
922	922	0	0	0	0	0	35	0	0	0	0	0	0	0	0	35
923	923	0	0	0	0	0	4	0	0	0	0	0	0	0	0	4
924	924	0	0	0	0	0	2	0	0	0	0	0	0	0	0	2
925	925	0	0	0	0	0	2	0	0	0	0	0	0	0	0	2
No answer	999	0	0	0	0	0	86	0	0	0	0	0	0	0	0	86
Not applicable (Form 1)	IAP	13626	354	7542	353	5907	9626	2817	2765	2812	4510	2023	2044	1974	2538	58891

[VAR: MNTLSYM2] (CONTINUED)

<u>RESPONSE</u>	<u>PUNCH</u>	<u>YEAR</u>														
		<u>1972-82</u>	<u>1982B</u>	<u>1983-87</u>	<u>1987B</u>	<u>1988-91</u>	<u>1993-98</u>	<u>2000</u>	<u>2002</u>	<u>2004</u>	<u>2006</u>	<u>2008</u>	<u>2010</u>	<u>2012</u>	<u>2014</u>	<u>ALL</u>
609	609	0	0	0	0	0	3	0	0	0	0	0	0	0	0	3
610	610	0	0	0	0	0	2	0	0	0	0	0	0	0	0	2
611	611	0	0	0	0	0	4	0	0	0	0	0	0	0	0	4
612	612	0	0	0	0	0	1	0	0	0	0	0	0	0	0	1
701	701	0	0	0	0	0	3	0	0	0	0	0	0	0	0	3
702	702	0	0	0	0	0	2	0	0	0	0	0	0	0	0	2
704	704	0	0	0	0	0	6	0	0	0	0	0	0	0	0	6
707	707	0	0	0	0	0	8	0	0	0	0	0	0	0	0	8
708	708	0	0	0	0	0	4	0	0	0	0	0	0	0	0	4
709	709	0	0	0	0	0	13	0	0	0	0	0	0	0	0	13
710	710	0	0	0	0	0	16	0	0	0	0	0	0	0	0	16
711	711	0	0	0	0	0	2	0	0	0	0	0	0	0	0	2
712	712	0	0	0	0	0	3	0	0	0	0	0	0	0	0	3
801	801	0	0	0	0	0	1	0	0	0	0	0	0	0	0	1
802	802	0	0	0	0	0	1	0	0	0	0	0	0	0	0	1
803	803	0	0	0	0	0	1	0	0	0	0	0	0	0	0	1
805	805	0	0	0	0	0	1	0	0	0	0	0	0	0	0	1
807	807	0	0	0	0	0	2	0	0	0	0	0	0	0	0	2
808	808	0	0	0	0	0	8	0	0	0	0	0	0	0	0	8
810	810	0	0	0	0	0	2	0	0	0	0	0	0	0	0	2
811	811	0	0	0	0	0	33	0	0	0	0	0	0	0	0	33
812	812	0	0	0	0	0	12	0	0	0	0	0	0	0	0	12
902	902	0	0	0	0	0	10	0	0	0	0	0	0	0	0	10
904	904	0	0	0	0	0	3	0	0	0	0	0	0	0	0	3
905	905	0	0	0	0	0	6	0	0	0	0	0	0	0	0	6
906	906	0	0	0	0	0	12	0	0	0	0	0	0	0	0	12
908	908	0	0	0	0	0	11	0	0	0	0	0	0	0	0	11
909	909	0	0	0	0	0	1	0	0	0	0	0	0	0	0	1
911	911	0	0	0	0	0	1	0	0	0	0	0	0	0	0	1
921	921	0	0	0	0	0	5	0	0	0	0	0	0	0	0	5
922	922	0	0	0	0	0	20	0	0	0	0	0	0	0	0	20
923	923	0	0	0	0	0	5	0	0	0	0	0	0	0	0	5
925	925	0	0	0	0	0	1	0	0	0	0	0	0	0	0	1
No answer	999	0	0	0	0	0	86	0	0	0	0	0	0	0	0	86
Not applicable (Form 1)	IAP	13626	354	7542	353	5907	9821	2817	2765	2812	4510	2023	2044	1974	2538	59086

[VAR: MNTLSYM3] (CONTINUED)

<u>RESPONSE</u>	<u>PUNCH</u>	<u>YEAR</u>														
		<u>1972-82</u>	<u>1982B</u>	<u>1983-87</u>	<u>1987B</u>	<u>1988-91</u>	<u>1993-98</u>	<u>2000</u>	<u>2002</u>	<u>2004</u>	<u>2006</u>	<u>2008</u>	<u>2010</u>	<u>2012</u>	<u>2014</u>	<u>ALL</u>
707	707	0	0	0	0	0	2	0	0	0	0	0	0	0	0	2
708	708	0	0	0	0	0	4	0	0	0	0	0	0	0	0	4
709	709	0	0	0	0	0	3	0	0	0	0	0	0	0	0	3
710	710	0	0	0	0	0	9	0	0	0	0	0	0	0	0	9
712	712	0	0	0	0	0	2	0	0	0	0	0	0	0	0	2
803	803	0	0	0	0	0	1	0	0	0	0	0	0	0	0	1
807	807	0	0	0	0	0	2	0	0	0	0	0	0	0	0	2
808	808	0	0	0	0	0	6	0	0	0	0	0	0	0	0	6
811	811	0	0	0	0	0	10	0	0	0	0	0	0	0	0	10
812	812	0	0	0	0	0	5	0	0	0	0	0	0	0	0	5
901	901	0	0	0	0	0	1	0	0	0	0	0	0	0	0	1
902	902	0	0	0	0	0	6	0	0	0	0	0	0	0	0	6
904	904	0	0	0	0	0	5	0	0	0	0	0	0	0	0	5
905	905	0	0	0	0	0	4	0	0	0	0	0	0	0	0	4
906	906	0	0	0	0	0	11	0	0	0	0	0	0	0	0	11
907	907	0	0	0	0	0	1	0	0	0	0	0	0	0	0	1
908	908	0	0	0	0	0	7	0	0	0	0	0	0	0	0	7
910	910	0	0	0	0	0	1	0	0	0	0	0	0	0	0	1
911	911	0	0	0	0	0	1	0	0	0	0	0	0	0	0	1
921	921	0	0	0	0	0	3	0	0	0	0	0	0	0	0	3
922	922	0	0	0	0	0	7	0	0	0	0	0	0	0	0	7
923	923	0	0	0	0	0	4	0	0	0	0	0	0	0	0	4
925	925	0	0	0	0	0	3	0	0	0	0	0	0	0	0	3
No answer	999	0	0	0	0	0	86	0	0	0	0	0	0	0	0	86
Not applicable (Form 1)	IAP	13626	354	7542	353	5907	10002	2817	2765	2812	4510	2023	2044	1974	2538	59267

REMARKS: Please refer to Appendix D for an explanation of the above codes.

1. Other mentions about the nature of mental illness.

[VAR: MNTLOTH]

<u>RESPONSE</u>	<u>PUNCH</u>	<u>YEAR</u>														
		<u>1972-82</u>	<u>1982B</u>	<u>1983-87</u>	<u>1987B</u>	<u>1988-91</u>	<u>1993-98</u>	<u>2000</u>	<u>2002</u>	<u>2004</u>	<u>2006</u>	<u>2008</u>	<u>2010</u>	<u>2012</u>	<u>2014</u>	<u>ALL</u>
1007	1007	0	0	0	0	0	2	0	0	0	0	0	0	0	0	2
1011	1011	0	0	0	0	0	1	0	0	0	0	0	0	0	0	1
1102	1102	0	0	0	0	0	4	0	0	0	0	0	0	0	0	4
1106	1106	0	0	0	0	0	1	0	0	0	0	0	0	0	0	1
1107	1107	0	0	0	0	0	17	0	0	0	0	0	0	0	0	17
1108	1108	0	0	0	0	0	1	0	0	0	0	0	0	0	0	1
1110	1110	0	0	0	0	0	1	0	0	0	0	0	0	0	0	1
1201	1201	0	0	0	0	0	3	0	0	0	0	0	0	0	0	3
1204	1204	0	0	0	0	0	3	0	0	0	0	0	0	0	0	3
1205	1205	0	0	0	0	0	1	0	0	0	0	0	0	0	0	1
1206	1206	0	0	0	0	0	2	0	0	0	0	0	0	0	0	2
1207	1207	0	0	0	0	0	14	0	0	0	0	0	0	0	0	14
1209	1209	0	0	0	0	0	51	0	0	0	0	0	0	0	0	51
1210	1210	0	0	0	0	0	4	0	0	0	0	0	0	0	0	4
1211	1211	0	0	0	0	0	53	0	0	0	0	0	0	0	0	53
1214	1214	0	0	0	0	0	42	0	0	0	0	0	0	0	0	42
No answer	9999	0	0	0	0	0	18	0	0	0	0	0	0	0	0	18
Not applicable (Form 1)	IAP	13626	354	7542	353	5907	10116	2817	2765	2812	4510	2023	2044	1974	2538	59381

REMARKS: Please refer to Appendix D for an explanation of the above codes.

IF FORM "X", ASK QS. BRKDAS1-KNWPATNT

IF FORM "Y", GO TO EVBRKDWN

670. As far as you know, what is a nervous breakdown? (PROBES: How would you describe it? What is it like? What happens to a person who has one? How does he act?)

1. R's asserted references for what a nervous breakdown is -- First mention.

[VAR: BRKDAS1]

RESPONSE	PUNCH	YEAR														ALL
		1972-82	1982B	1983-87	1987B	1988-91	1993-98	2000	2002	2004	2006	2008	2010	2012	2014	
1	1	0	0	0	0	0	22	0	0	0	0	0	0	0	0	22
2	2	0	0	0	0	0	9	0	0	0	0	0	0	0	0	9
3	3	0	0	0	0	0	23	0	0	0	0	0	0	0	0	23
4	4	0	0	0	0	0	81	0	0	0	0	0	0	0	0	81
5	5	0	0	0	0	0	348	0	0	0	0	0	0	0	0	348
6	6	0	0	0	0	0	5	0	0	0	0	0	0	0	0	5
7	7	0	0	0	0	0	20	0	0	0	0	0	0	0	0	20
8	8	0	0	0	0	0	40	0	0	0	0	0	0	0	0	40
9	9	0	0	0	0	0	7	0	0	0	0	0	0	0	0	7
10	10	0	0	0	0	0	0	0	0	0	0	0	0	0	0	0
11	11	0	0	0	0	0	27	0	0	0	0	0	0	0	0	27
12	12	0	0	0	0	0	3	0	0	0	0	0	0	0	0	3
13	13	0	0	0	0	0	17	0	0	0	0	0	0	0	0	17
14	14	0	0	0	0	0	35	0	0	0	0	0	0	0	0	35
15	15	0	0	0	0	0	49	0	0	0	0	0	0	0	0	49
16	16	0	0	0	0	0	1	0	0	0	0	0	0	0	0	1
17	17	0	0	0	0	0	1	0	0	0	0	0	0	0	0	1
18	18	0	0	0	0	0	3	0	0	0	0	0	0	0	0	3
19	19	0	0	0	0	0	1	0	0	0	0	0	0	0	0	1
20	20	0	0	0	0	0	0	0	0	0	0	0	0	0	0	0
21	21	0	0	0	0	0	9	0	0	0	0	0	0	0	0	9
22	22	0	0	0	0	0	3	0	0	0	0	0	0	0	0	3
Don't know	98	0	0	0	0	0	0	0	0	0	0	0	0	0	0	0
No answer	99	0	0	0	0	0	32	0	0	0	0	0	0	0	0	32
Not applicable (Form 2)	IAP	13626	354	7542	353	5907	9598	2817	2765	2812	4510	2023	2044	1974	2538	58863

2. R's asserted references for what a nervous breakdown is -- Second mention.

[VAR: BRKDAS2]

<u>RESPONSE</u>	<u>PUNCH</u>	<u>YEAR</u>														
		<u>1972-82</u>	<u>1982B</u>	<u>1983-87</u>	<u>1987B</u>	<u>1988-91</u>	<u>1993-98</u>	<u>2000</u>	<u>2002</u>	<u>2004</u>	<u>2006</u>	<u>2008</u>	<u>2010</u>	<u>2012</u>	<u>2014</u>	<u>ALL</u>
1	1	0	0	0	0	0	9	0	0	0	0	0	0	0	9	
2	2	0	0	0	0	0	10	0	0	0	0	0	0	0	10	
3	3	0	0	0	0	0	12	0	0	0	0	0	0	0	12	
4	4	0	0	0	0	0	46	0	0	0	0	0	0	0	46	
5	5	0	0	0	0	0	65	0	0	0	0	0	0	0	65	
6	6	0	0	0	0	0	4	0	0	0	0	0	0	0	4	
7	7	0	0	0	0	0	9	0	0	0	0	0	0	0	9	
8	8	0	0	0	0	0	28	0	0	0	0	0	0	0	28	
9	9	0	0	0	0	0	10	0	0	0	0	0	0	0	10	
10	10	0	0	0	0	0	1	0	0	0	0	0	0	0	1	
11	11	0	0	0	0	0	16	0	0	0	0	0	0	0	16	
12	12	0	0	0	0	0	3	0	0	0	0	0	0	0	3	
13	13	0	0	0	0	0	3	0	0	0	0	0	0	0	3	
14	14	0	0	0	0	0	16	0	0	0	0	0	0	0	16	
15	15	0	0	0	0	0	0	0	0	0	0	0	0	0	0	
16	16	0	0	0	0	0	2	0	0	0	0	0	0	0	2	
17	17	0	0	0	0	0	0	0	0	0	0	0	0	0	0	
18	18	0	0	0	0	0	1	0	0	0	0	0	0	0	1	
19	19	0	0	0	0	0	0	0	0	0	0	0	0	0	0	
20	20	0	0	0	0	0	1	0	0	0	0	0	0	0	1	
21	21	0	0	0	0	0	2	0	0	0	0	0	0	0	2	
22	22	0	0	0	0	0	1	0	0	0	0	0	0	0	1	
Don't know	98	0	0	0	0	0	0	0	0	0	0	0	0	0	0	
No answer	99	0	0	0	0	0	32	0	0	0	0	0	0	0	32	
Not applicable (Form 2)	IAP	13626	354	7542	353	5907	10063	2817	2765	2812	4510	2023	2044	1974	2538	59328

REMARKS: Please refer to Appendix D for an explanation of the above codes.

1. R's imputed references for what a nervous breakdown is -- First mention.

[VAR: BRKDIMP1]

RESPONSE	PUNCH	YEAR														
		1972-82	1982B	1983-87	1987B	1988-91	1993-98	2000	2002	2004	2006	2008	2010	2012	2014	ALL
101	101	0	0	0	0	0	31	0	0	0	0	0	0	0	0	31
102	102	0	0	0	0	0	9	0	0	0	0	0	0	0	0	9
103	103	0	0	0	0	0	23	0	0	0	0	0	0	0	0	23
104	104	0	0	0	0	0	86	0	0	0	0	0	0	0	0	86
105	105	0	0	0	0	0	374	0	0	0	0	0	0	0	0	374
106	106	0	0	0	0	0	22	0	0	0	0	0	0	0	0	22
107	107	0	0	0	0	0	7	0	0	0	0	0	0	0	0	7
108	108	0	0	0	0	0	4	0	0	0	0	0	0	0	0	4
109	109	0	0	0	0	0	44	0	0	0	0	0	0	0	0	44
110	110	0	0	0	0	0	44	0	0	0	0	0	0	0	0	44
111	111	0	0	0	0	0	3	0	0	0	0	0	0	0	0	3
113	113	0	0	0	0	0	2	0	0	0	0	0	0	0	0	2
No answer	999	0	0	0	0	0	87	0	0	0	0	0	0	0	0	87
Not applicable (Form 2)	IAP	13626	354	7542	353	5907	9598	2817	2765	2812	4510	2023	2044	1974	2538	58863

2. R's imputed references for what a nervous breakdown is -- Second mention.

[VAR: BRKDIMP2]

RESPONSE	PUNCH	YEAR														
		1972-82	1982B	1983-87	1987B	1988-91	1993-98	2000	2002	2004	2006	2008	2010	2012	2014	ALL
101	101	0	0	0	0	0	7	0	0	0	0	0	0	0	0	7
102	102	0	0	0	0	0	9	0	0	0	0	0	0	0	0	9
103	103	0	0	0	0	0	11	0	0	0	0	0	0	0	0	11
104	104	0	0	0	0	0	37	0	0	0	0	0	0	0	0	37
105	105	0	0	0	0	0	46	0	0	0	0	0	0	0	0	46
106	106	0	0	0	0	0	8	0	0	0	0	0	0	0	0	8
107	107	0	0	0	0	0	7	0	0	0	0	0	0	0	0	7
108	108	0	0	0	0	0	2	0	0	0	0	0	0	0	0	2
109	109	0	0	0	0	0	21	0	0	0	0	0	0	0	0	21
110	110	0	0	0	0	0	9	0	0	0	0	0	0	0	0	9
111	111	0	0	0	0	0	5	0	0	0	0	0	0	0	0	5
112	112	0	0	0	0	0	1	0	0	0	0	0	0	0	0	1
113	113	0	0	0	0	0	8	0	0	0	0	0	0	0	0	8
114	114	0	0	0	0	0	1	0	0	0	0	0	0	0	0	1
No answer	999	0	0	0	0	0	87	0	0	0	0	0	0	0	0	87
Not applicable (Form 2)	IAP	13626	354	7542	353	5907	10075	2817	2765	2812	4510	2023	2044	1974	2538	59340

3. R's imputed references for what a nervous breakdown is -- Third mention.

[VAR: BRKDIMP3]

<u>RESPONSE</u>	<u>PUNCH</u>	<u>YEAR</u>														
		<u>1972-82</u>	<u>1982B</u>	<u>1983-87</u>	<u>1987B</u>	<u>1988-91</u>	<u>1993-98</u>	<u>2000</u>	<u>2002</u>	<u>2004</u>	<u>2006</u>	<u>2008</u>	<u>2010</u>	<u>2012</u>	<u>2014</u>	<u>ALL</u>
102	102	0	0	0	0	0	4	0	0	0	0	0	0	0	0	4
103	103	0	0	0	0	0	1	0	0	0	0	0	0	0	0	1
104	104	0	0	0	0	0	6	0	0	0	0	0	0	0	0	6
105	105	0	0	0	0	0	7	0	0	0	0	0	0	0	0	7
106	106	0	0	0	0	0	1	0	0	0	0	0	0	0	0	1
107	107	0	0	0	0	0	3	0	0	0	0	0	0	0	0	3
108	108	0	0	0	0	0	1	0	0	0	0	0	0	0	0	1
109	109	0	0	0	0	0	3	0	0	0	0	0	0	0	0	3
110	110	0	0	0	0	0	2	0	0	0	0	0	0	0	0	2
111	111	0	0	0	0	0	2	0	0	0	0	0	0	0	0	2
113	113	0	0	0	0	0	2	0	0	0	0	0	0	0	0	2
709	709	0	0	0	0	0	1	0	0	0	0	0	0	0	0	1
No answer	999	0	0	0	0	0	87	0	0	0	0	0	0	0	0	87
Not applicable (Form 2)	IAP	13626	354	7542	353	5907	10214	2817	2765	2812	4510	2023	2044	1974	2538	59479

REMARKS: Please refer to Appendix D for an explanation of the above codes.

[VAR: BRKDSYM1] (CONTINUED)

<u>RESPONSE</u>	<u>PUNCH</u>	<u>YEAR</u>														
		<u>1972-82</u>	<u>1982B</u>	<u>1983-87</u>	<u>1987B</u>	<u>1988-91</u>	<u>1993-98</u>	<u>2000</u>	<u>2002</u>	<u>2004</u>	<u>2006</u>	<u>2008</u>	<u>2010</u>	<u>2012</u>	<u>2014</u>	<u>ALL</u>
710	710	0	0	0	0	0	6	0	0	0	0	0	0	0	0	6
803	803	0	0	0	0	0	2	0	0	0	0	0	0	0	0	2
806	806	0	0	0	0	0	1	0	0	0	0	0	0	0	0	1
807	807	0	0	0	0	0	3	0	0	0	0	0	0	0	0	3
808	808	0	0	0	0	0	3	0	0	0	0	0	0	0	0	3
810	810	0	0	0	0	0	1	0	0	0	0	0	0	0	0	1
811	811	0	0	0	0	0	25	0	0	0	0	0	0	0	0	25
812	812	0	0	0	0	0	43	0	0	0	0	0	0	0	0	43
902	902	0	0	0	0	0	50	0	0	0	0	0	0	0	0	50
904	904	0	0	0	0	0	8	0	0	0	0	0	0	0	0	8
906	906	0	0	0	0	0	46	0	0	0	0	0	0	0	0	46
907	907	0	0	0	0	0	13	0	0	0	0	0	0	0	0	13
908	908	0	0	0	0	0	8	0	0	0	0	0	0	0	0	8
911	911	0	0	0	0	0	7	0	0	0	0	0	0	0	0	7
921	921	0	0	0	0	0	5	0	0	0	0	0	0	0	0	5
922	922	0	0	0	0	0	1	0	0	0	0	0	0	0	0	1
923	923	0	0	0	0	0	7	0	0	0	0	0	0	0	0	7
924	924	0	0	0	0	0	5	0	0	0	0	0	0	0	0	5
No answer	999	0	0	0	0	0	96	0	0	0	0	0	0	0	0	96
Not applicable (Form 2)	IAP	13626	354	7542	353	5907	9598	2817	2765	2812	4510	2023	2044	1974	2538	58863

[VAR: BRKDSYM2] (CONTINUED)

<u>RESPONSE</u>	<u>PUNCH</u>	<u>YEAR</u>														
		<u>1972-82</u>	<u>1982B</u>	<u>1983-87</u>	<u>1987B</u>	<u>1988-91</u>	<u>1993-98</u>	<u>2000</u>	<u>2002</u>	<u>2004</u>	<u>2006</u>	<u>2008</u>	<u>2010</u>	<u>2012</u>	<u>2014</u>	<u>ALL</u>
609	609	0	0	0	0	0	8	0	0	0	0	0	0	0	8	
610	610	0	0	0	0	0	3	0	0	0	0	0	0	0	3	
611	611	0	0	0	0	0	5	0	0	0	0	0	0	0	5	
612	612	0	0	0	0	0	5	0	0	0	0	0	0	0	5	
701	701	0	0	0	0	0	2	0	0	0	0	0	0	0	2	
702	702	0	0	0	0	0	1	0	0	0	0	0	0	0	1	
704	704	0	0	0	0	0	4	0	0	0	0	0	0	0	4	
706	706	0	0	0	0	0	1	0	0	0	0	0	0	0	1	
707	707	0	0	0	0	0	9	0	0	0	0	0	0	0	9	
708	708	0	0	0	0	0	7	0	0	0	0	0	0	0	7	
709	709	0	0	0	0	0	48	0	0	0	0	0	0	0	48	
710	710	0	0	0	0	0	18	0	0	0	0	0	0	0	18	
712	712	0	0	0	0	0	4	0	0	0	0	0	0	0	4	
801	801	0	0	0	0	0	1	0	0	0	0	0	0	0	1	
803	803	0	0	0	0	0	1	0	0	0	0	0	0	0	1	
804	804	0	0	0	0	0	2	0	0	0	0	0	0	0	2	
805	805	0	0	0	0	0	1	0	0	0	0	0	0	0	1	
807	807	0	0	0	0	0	4	0	0	0	0	0	0	0	4	
808	808	0	0	0	0	0	11	0	0	0	0	0	0	0	11	
810	810	0	0	0	0	0	1	0	0	0	0	0	0	0	1	
811	811	0	0	0	0	0	18	0	0	0	0	0	0	0	18	
812	812	0	0	0	0	0	29	0	0	0	0	0	0	0	29	
902	902	0	0	0	0	0	30	0	0	0	0	0	0	0	30	
904	904	0	0	0	0	0	8	0	0	0	0	0	0	0	8	
905	905	0	0	0	0	0	3	0	0	0	0	0	0	0	3	
906	906	0	0	0	0	0	23	0	0	0	0	0	0	0	23	
907	907	0	0	0	0	0	10	0	0	0	0	0	0	0	10	
908	908	0	0	0	0	0	20	0	0	0	0	0	0	0	20	
911	911	0	0	0	0	0	8	0	0	0	0	0	0	0	8	
914	914	0	0	0	0	0	1	0	0	0	0	0	0	0	1	
921	921	0	0	0	0	0	5	0	0	0	0	0	0	0	5	
922	922	0	0	0	0	0	1	0	0	0	0	0	0	0	1	
923	923	0	0	0	0	0	7	0	0	0	0	0	0	0	7	
924	924	0	0	0	0	0	4	0	0	0	0	0	0	0	4	
No answer	999	0	0	0	0	0	96	0	0	0	0	0	0	0	96	
Not applicable (Form 2)	IAP	13626	354	7542	353	5907	9762	2817	2765	2812	4510	2023	2044	1974	2538	59027

[VAR: BRKDSYM3] (CONTINUED)

<u>RESPONSE</u>	<u>PUNCH</u>	<u>YEAR</u>														
		1972-82	1982B	1983-87	1987B	1988-91	1993-98	2000	2002	2004	2006	2008	2010	2012	2014	ALL
701	701	0	0	0	0	0	1	0	0	0	0	0	0	0	0	1
702	702	0	0	0	0	0	1	0	0	0	0	0	0	0	0	1
704	704	0	0	0	0	0	7	0	0	0	0	0	0	0	0	7
706	706	0	0	0	0	0	1	0	0	0	0	0	0	0	0	1
707	707	0	0	0	0	0	4	0	0	0	0	0	0	0	0	4
709	709	0	0	0	0	0	15	0	0	0	0	0	0	0	0	15
710	710	0	0	0	0	0	5	0	0	0	0	0	0	0	0	5
803	803	0	0	0	0	0	1	0	0	0	0	0	0	0	0	1
807	807	0	0	0	0	0	3	0	0	0	0	0	0	0	0	3
808	808	0	0	0	0	0	4	0	0	0	0	0	0	0	0	4
811	811	0	0	0	0	0	11	0	0	0	0	0	0	0	0	11
812	812	0	0	0	0	0	21	0	0	0	0	0	0	0	0	21
902	902	0	0	0	0	0	6	0	0	0	0	0	0	0	0	6
904	904	0	0	0	0	0	12	0	0	0	0	0	0	0	0	12
905	905	0	0	0	0	0	1	0	0	0	0	0	0	0	0	1
906	906	0	0	0	0	0	27	0	0	0	0	0	0	0	0	27
907	907	0	0	0	0	0	8	0	0	0	0	0	0	0	0	8
908	908	0	0	0	0	0	14	0	0	0	0	0	0	0	0	14
911	911	0	0	0	0	0	9	0	0	0	0	0	0	0	0	9
921	921	0	0	0	0	0	3	0	0	0	0	0	0	0	0	3
923	923	0	0	0	0	0	6	0	0	0	0	0	0	0	0	6
925	925	0	0	0	0	0	1	0	0	0	0	0	0	0	0	1
No answer	999	0	0	0	0	0	96	0	0	0	0	0	0	0	0	96
Not applicable (Form 2)	IAP	13626	354	7542	353	5907	9961	2817	2765	2812	4510	2023	2044	1974	2538	59226

REMARKS: Please refer to Appendix D for an explanation of the above codes.

1. Other mentions about the nature of a nervous breakdown.

[VAR: BRKDOTH]

RESPONSE	PUNCH	YEAR														
		1972-82	1982B	1983-87	1987B	1988-91	1993-98	2000	2002	2004	2006	2008	2010	2012	2014	ALL
1002	1002	0	0	0	0	0	1	0	0	0	0	0	0	0	0	1
1003	1003	0	0	0	0	0	2	0	0	0	0	0	0	0	0	2
1004	1004	0	0	0	0	0	2	0	0	0	0	0	0	0	0	2
1008	1008	0	0	0	0	0	3	0	0	0	0	0	0	0	0	3
1010	1010	0	0	0	0	0	7	0	0	0	0	0	0	0	0	7
1104	1104	0	0	0	0	0	20	0	0	0	0	0	0	0	0	20
1109	1109	0	0	0	0	0	65	0	0	0	0	0	0	0	0	65
1203	1203	0	0	0	0	0	1	0	0	0	0	0	0	0	0	1
1207	1207	0	0	0	0	0	2	0	0	0	0	0	0	0	0	2
1209	1209	0	0	0	0	0	11	0	0	0	0	0	0	0	0	11
1210	1210	0	0	0	0	0	1	0	0	0	0	0	0	0	0	1
1211	1211	0	0	0	0	0	26	0	0	0	0	0	0	0	0	26
1214	1214	0	0	0	0	0	9	0	0	0	0	0	0	0	0	9
No answer	9999	0	0	0	0	0	13	0	0	0	0	0	0	0	0	13
Not applicable (Form 2)	IAP	13626	354	7542	353	5907	10171	2817	2765	2812	4510	2023	2044	1974	2538	59436

REMARKS: Please refer to Appendix D for an explanation of the above codes.

671. Did you ever know anyone who was in a hospital because of a mental illness?

[VAR: KNWMHOSP]

RESPONSE	PUNCH	YEAR														
		1972-82	1982B	1983-87	1987B	1988-91	1993-98	2000	2002	2004	2006	2008	2010	2012	2014	ALL
Yes (GO TO RELMHSP1-RELMHSP6)	1	0	0	0	0	0	366	0	561	0	0	0	0	0	0	927
No (GO TO KNWPATNT)	2	0	0	0	0	0	355	0	343	0	0	0	0	0	0	698
Not sure (GO TO KNWPATNT)	8	0	0	0	0	0	8	0	2	0	0	0	0	0	0	10
No answer	9	0	0	0	0	0	7	0	0	0	0	0	0	0	0	7
Not applicable (Form 2)	IAP	13626	354	7542	353	5907	9598	2817	1859	2812	4510	2023	2044	1974	2538	57957

672. Was this a relative, a close friend, or just someone you didn't know very well? (CIRCLE ALL THAT APPLY) PROBE UNTIL "NO": ANYONE ELSE?

A. Respondent.

[VAR: RELMHSP1]

<u>RESPONSE</u>	<u>PUNCH</u>	<u>YEAR</u>														
		<u>1972-82</u>	<u>1982B</u>	<u>1983-87</u>	<u>1987B</u>	<u>1988-91</u>	<u>1993-98</u>	<u>2000</u>	<u>2002</u>	<u>2004</u>	<u>2006</u>	<u>2008</u>	<u>2010</u>	<u>2012</u>	<u>2014</u>	<u>ALL</u>
Respondent	1	0	0	0	0	0	9	0	0	0	0	0	0	0	0	9
Not respondent	2	0	0	0	0	0	355	0	0	0	0	0	0	0	0	355
Don't know	8	0	0	0	0	0	0	0	0	0	0	0	0	0	0	0
No answer	9	0	0	0	0	0	9	0	0	0	0	0	0	0	0	9
Not applicable (Form 2 or Punches 2-38 in KNWMHOSP)	IAP	13626	354	7542	353	5907	9961	2817	2765	2812	4510	2023	2044	1974	2538	59226

B. Immediate Family.

[VAR: RELMHSP2]

<u>RESPONSE</u>	<u>PUNCH</u>	<u>YEAR</u>														
		<u>1972-82</u>	<u>1982B</u>	<u>1983-87</u>	<u>1987B</u>	<u>1988-91</u>	<u>1993-98</u>	<u>2000</u>	<u>2002</u>	<u>2004</u>	<u>2006</u>	<u>2008</u>	<u>2010</u>	<u>2012</u>	<u>2014</u>	<u>ALL</u>
Immediate family	1	0	0	0	0	0	92	0	0	0	0	0	0	0	0	92
Not immediate family	2	0	0	0	0	0	272	0	0	0	0	0	0	0	0	272
Don't know	8	0	0	0	0	0	0	0	0	0	0	0	0	0	0	0
No answer	9	0	0	0	0	0	9	0	0	0	0	0	0	0	0	9
Not applicable (Form 2 or Punches 2-38 in KNWMHOSP)	IAP	13626	354	7542	353	5907	9961	2817	2765	2812	4510	2023	2044	1974	2538	59226

C. Other relatives.

[VAR: RELMHSP3]

<u>RESPONSE</u>	<u>PUNCH</u>	<u>YEAR</u>														
		<u>1972-82</u>	<u>1982B</u>	<u>1983-87</u>	<u>1987B</u>	<u>1988-91</u>	<u>1993-98</u>	<u>2000</u>	<u>2002</u>	<u>2004</u>	<u>2006</u>	<u>2008</u>	<u>2010</u>	<u>2012</u>	<u>2014</u>	<u>ALL</u>
Other relatives	1	0	0	0	0	0	99	0	0	0	0	0	0	0	0	99
Not other relatives	2	0	0	0	0	0	265	0	0	0	0	0	0	0	0	265
Don't know	8	0	0	0	0	0	0	0	0	0	0	0	0	0	0	0
No answer	9	0	0	0	0	0	9	0	0	0	0	0	0	0	0	9
Not applicable (Form 2 or Punches 2-38 in KNWMHOSP)	IAP	13626	354	7542	353	5907	9961	2817	2765	2812	4510	2023	2044	1974	2538	59226

D. Close friends.

[VAR: RELMHSP4]

<u>RESPONSE</u>	<u>PUNCH</u>	<u>YEAR</u>														
		<u>1972-82</u>	<u>1982B</u>	<u>1983-87</u>	<u>1987B</u>	<u>1988-91</u>	<u>1993-98</u>	<u>2000</u>	<u>2002</u>	<u>2004</u>	<u>2006</u>	<u>2008</u>	<u>2010</u>	<u>2012</u>	<u>2014</u>	<u>ALL</u>
Close friends	1	0	0	0	0	0	98	0	0	0	0	0	0	0	0	98
Not close friends	2	0	0	0	0	0	266	0	0	0	0	0	0	0	0	266
Don't know	8	0	0	0	0	0	0	0	0	0	0	0	0	0	0	0
No answer	9	0	0	0	0	0	9	0	0	0	0	0	0	0	0	9
Not applicable (Form 2 or Punches 2-38 in KNWMHOSP)	IAP	13626	354	7542	353	5907	9961	2817	2765	2812	4510	2023	2044	1974	2538	59226

E. Acquaintances.

[VAR: RELMHSP5]

<u>RESPONSE</u>	<u>PUNCH</u>	<u>YEAR</u>														
		<u>1972-82</u>	<u>1982B</u>	<u>1983-87</u>	<u>1987B</u>	<u>1988-91</u>	<u>1993-98</u>	<u>2000</u>	<u>2002</u>	<u>2004</u>	<u>2006</u>	<u>2008</u>	<u>2010</u>	<u>2012</u>	<u>2014</u>	<u>ALL</u>
Acquaintances	1	0	0	0	0	0	88	0	0	0	0	0	0	0	0	88
Not acquaintances	2	0	0	0	0	0	276	0	0	0	0	0	0	0	0	276
Don't know	8	0	0	0	0	0	0	0	0	0	0	0	0	0	0	0
No answer	9	0	0	0	0	0	9	0	0	0	0	0	0	0	0	9
Not applicable (Form 2 or Punches 2-38 in KNWMHOSP)	IAP	13626	354	7542	353	5907	9961	2817	2765	2812	4510	2023	2044	1974	2538	59226

F. Other (specify).

[VAR: RELMHSP6]

<u>RESPONSE</u>	<u>PUNCH</u>	<u>YEAR</u>														
		<u>1972-82</u>	<u>1982B</u>	<u>1983-87</u>	<u>1987B</u>	<u>1988-91</u>	<u>1993-98</u>	<u>2000</u>	<u>2002</u>	<u>2004</u>	<u>2006</u>	<u>2008</u>	<u>2010</u>	<u>2012</u>	<u>2014</u>	<u>ALL</u>
Other (specify)	1	0	0	0	0	0	26	0	0	0	0	0	0	0	0	26
Not other	2	0	0	0	0	0	338	0	0	0	0	0	0	0	0	338
Don't know	8	0	0	0	0	0	0	0	0	0	0	0	0	0	0	0
No answer	9	0	0	0	0	0	9	0	0	0	0	0	0	0	0	9
Not applicable (Form 2 or Punches 2-38 in KNWMHOSP)	IAP	13626	354	7542	353	5907	9961	2817	2765	2812	4510	2023	2044	1974	2538	59226

673. Have you ever known anyone (other than persons mentioned in KNWMHOSP) who was seeing a psychologist, mental health professional, social worker or other counselor?

[VAR: KNWPATNT]

<u>RESPONSE</u>	<u>PUNCH</u>	<u>YEAR</u>														
		<u>1972-82</u>	<u>1982B</u>	<u>1983-87</u>	<u>1987B</u>	<u>1988-91</u>	<u>1993-98</u>	<u>2000</u>	<u>2002</u>	<u>2004</u>	<u>2006</u>	<u>2008</u>	<u>2010</u>	<u>2012</u>	<u>2014</u>	<u>ALL</u>
Yes	1	0	0	0	0	0	388	0	728	0	0	0	0	0	0	1116
No	2	0	0	0	0	0	271	0	176	0	0	0	0	0	0	447
Don't know	8	0	0	0	0	0	11	0	2	0	0	0	0	0	0	13
No answer	9	0	0	0	0	0	66	0	0	0	0	0	0	0	0	66
Not applicable (Form 2)	IAP	13626	354	7542	353	5907	9598	2817	1859	2812	4510	2023	2044	1974	2538	57957

674. Have you ever felt that you were going to have a nervous breakdown?

[VAR: EVBRKDWN]

<u>RESPONSE</u>	<u>PUNCH</u>	<u>YEAR</u>														
		<u>1972-82</u>	<u>1982B</u>	<u>1983-87</u>	<u>1987B</u>	<u>1988-91</u>	<u>1993-98</u>	<u>2000</u>	<u>2002</u>	<u>2004</u>	<u>2006</u>	<u>2008</u>	<u>2010</u>	<u>2012</u>	<u>2014</u>	<u>ALL</u>
Yes (GO TO BRKDWY1)	1	0	0	0	0	0	376	0	0	0	0	0	0	0	0	376
No (GO TO EVMHP)	2	0	0	0	0	0	1047	0	0	0	0	0	0	0	0	1047
Don't know (GO TO EVMHP)	8	0	0	0	0	0	10	0	0	0	0	0	0	0	0	10
No answer	9	0	0	0	0	0	11	0	0	0	0	0	0	0	0	11
Not applicable	IAP	13626	354	7542	353	5907	8890	2817	2765	2812	4510	2023	2044	1974	2538	58155

[VAR: BRKDWY1] (CONTINUED)

RESPONSE	PUNCH	YEAR														
		1972-82	1982B	1983-87	1987B	1988-91	1993-98	2000	2002	2004	2006	2008	2010	2012	2014	ALL
404	404	0	0	0	0	0	3	0	0	0	0	0	0	0	0	3
411	411	0	0	0	0	0	1	0	0	0	0	0	0	0	0	1
500	500	0	0	0	0	0	4	0	0	0	0	0	0	0	0	4
502	502	0	0	0	0	0	4	0	0	0	0	0	0	0	0	4
503	503	0	0	0	0	0	6	0	0	0	0	0	0	0	0	6
504	504	0	0	0	0	0	4	0	0	0	0	0	0	0	0	4
505	505	0	0	0	0	0	2	0	0	0	0	0	0	0	0	2
508	508	0	0	0	0	0	2	0	0	0	0	0	0	0	0	2
509	509	0	0	0	0	0	3	0	0	0	0	0	0	0	0	3
519	519	0	0	0	0	0	1	0	0	0	0	0	0	0	0	1
521	521	0	0	0	0	0	2	0	0	0	0	0	0	0	0	2
523	523	0	0	0	0	0	6	0	0	0	0	0	0	0	0	6
524	524	0	0	0	0	0	9	0	0	0	0	0	0	0	0	9
526	526	0	0	0	0	0	4	0	0	0	0	0	0	0	0	4
540	540	0	0	0	0	0	1	0	0	0	0	0	0	0	0	1
611	611	0	0	0	0	0	3	0	0	0	0	0	0	0	0	3
613	613	0	0	0	0	0	2	0	0	0	0	0	0	0	0	2
614	614	0	0	0	0	0	2	0	0	0	0	0	0	0	0	2
700	700	0	0	0	0	0	2	0	0	0	0	0	0	0	0	2
702	702	0	0	0	0	0	1	0	0	0	0	0	0	0	0	1
710	710	0	0	0	0	0	1	0	0	0	0	0	0	0	0	1
730	730	0	0	0	0	0	1	0	0	0	0	0	0	0	0	1
749	749	0	0	0	0	0	1	0	0	0	0	0	0	0	0	1
800	800	0	0	0	0	0	4	0	0	0	0	0	0	0	0	4
801	801	0	0	0	0	0	1	0	0	0	0	0	0	0	0	1
802	802	0	0	0	0	0	11	0	0	0	0	0	0	0	0	11
803	803	0	0	0	0	0	7	0	0	0	0	0	0	0	0	7
804	804	0	0	0	0	0	2	0	0	0	0	0	0	0	0	2
805	805	0	0	0	0	0	1	0	0	0	0	0	0	0	0	1
806	806	0	0	0	0	0	2	0	0	0	0	0	0	0	0	2
807	807	0	0	0	0	0	4	0	0	0	0	0	0	0	0	4
810	810	0	0	0	0	0	2	0	0	0	0	0	0	0	0	2
811	811	0	0	0	0	0	1	0	0	0	0	0	0	0	0	1
813	813	0	0	0	0	0	1	0	0	0	0	0	0	0	0	1
Don't know	998	0	0	0	0	0	1	0	0	0	0	0	0	0	0	1
No answer	999	0	0	0	0	0	30	0	0	0	0	0	0	0	0	30
Not applicable (2-8 in EVBRKDOWN)	IAP	13626	354	7542	353	5907	9947	2817	2765	2812	4510	2023	2044	1974	2538	59212

[VAR: BRKDWY3] (CONTINUED)

<u>RESPONSE</u>	<u>PUNCH</u>	<u>YEAR</u>														
		<u>1972-82</u>	<u>1982B</u>	<u>1983-87</u>	<u>1987B</u>	<u>1988-91</u>	<u>1993-98</u>	<u>2000</u>	<u>2002</u>	<u>2004</u>	<u>2006</u>	<u>2008</u>	<u>2010</u>	<u>2012</u>	<u>2014</u>	<u>ALL</u>
16	16	0	0	0	0	0	1	0	0	0	0	0	0	0	0	1
18	18	0	0	0	0	0	3	0	0	0	0	0	0	0	0	3
19	19	0	0	0	0	0	4	0	0	0	0	0	0	0	0	4
21	21	0	0	0	0	0	1	0	0	0	0	0	0	0	0	1
22	22	0	0	0	0	0	2	0	0	0	0	0	0	0	0	2
23	23	0	0	0	0	0	2	0	0	0	0	0	0	0	0	2
24	24	0	0	0	0	0	1	0	0	0	0	0	0	0	0	1
25	25	0	0	0	0	0	2	0	0	0	0	0	0	0	0	2
29	29	0	0	0	0	0	2	0	0	0	0	0	0	0	0	2
37	37	0	0	0	0	0	1	0	0	0	0	0	0	0	0	1
39	39	0	0	0	0	0	1	0	0	0	0	0	0	0	0	1
41	41	0	0	0	0	0	19	0	0	0	0	0	0	0	0	19
80	80	0	0	0	0	0	1	0	0	0	0	0	0	0	0	1
121	121	0	0	0	0	0	1	0	0	0	0	0	0	0	0	1
129	129	0	0	0	0	0	1	0	0	0	0	0	0	0	0	1
216	216	0	0	0	0	0	1	0	0	0	0	0	0	0	0	1
219	219	0	0	0	0	0	1	0	0	0	0	0	0	0	0	1
304	304	0	0	0	0	0	2	0	0	0	0	0	0	0	0	2
402	402	0	0	0	0	0	1	0	0	0	0	0	0	0	0	1
500	500	0	0	0	0	0	3	0	0	0	0	0	0	0	0	3
505	505	0	0	0	0	0	1	0	0	0	0	0	0	0	0	1
509	509	0	0	0	0	0	1	0	0	0	0	0	0	0	0	1
802	802	0	0	0	0	0	2	0	0	0	0	0	0	0	0	2
803	803	0	0	0	0	0	2	0	0	0	0	0	0	0	0	2
806	806	0	0	0	0	0	2	0	0	0	0	0	0	0	0	2
807	807	0	0	0	0	0	1	0	0	0	0	0	0	0	0	1
No answer	999	0	0	0	0	0	31	0	0	0	0	0	0	0	0	31
Not applicable (Punches 2 or 8 in EVBRKDOWN)	IAP	13626	354	7542	353	5907	10228	2817	2765	2812	4510	2023	2044	1974	2538	59493

REMARKS: Please refer to Appendix D for an explanation of the above codes.

B. (IF EVER ANTICIPATED A NERVOUS BREAKDOWN) What did you do about it? (PROBE: Anything else? until R says no.) Which of these things did you do first; second; third? (INTERVIEWER: Sequence list; read back if needed.)

B1. What R did about the nervous breakdown - First mention.

[VAR: BRKDDO1]

RESPONSE	PUNCH	YEAR														
		1972-82	1982B	1983-87	1987B	1988-91	1993-98	2000	2002	2004	2006	2008	2010	2012	2014	ALL
11	11	0	0	0	0	0	2	0	0	0	0	0	0	0	0	2
21	21	0	0	0	0	0	1	0	0	0	0	0	0	0	0	1
22	22	0	0	0	0	0	11	0	0	0	0	0	0	0	0	11
23	23	0	0	0	0	0	5	0	0	0	0	0	0	0	0	5
24	24	0	0	0	0	0	3	0	0	0	0	0	0	0	0	3
31	31	0	0	0	0	0	49	0	0	0	0	0	0	0	0	49
41	41	0	0	0	0	0	4	0	0	0	0	0	0	0	0	4
51	51	0	0	0	0	0	18	0	0	0	0	0	0	0	0	18
61	61	0	0	0	0	0	8	0	0	0	0	0	0	0	0	8
62	62	0	0	0	0	0	3	0	0	0	0	0	0	0	0	3
64	64	0	0	0	0	0	13	0	0	0	0	0	0	0	0	13
65	65	0	0	0	0	0	1	0	0	0	0	0	0	0	0	1
69	69	0	0	0	0	0	11	0	0	0	0	0	0	0	0	11
71	71	0	0	0	0	0	10	0	0	0	0	0	0	0	0	10
72	72	0	0	0	0	0	25	0	0	0	0	0	0	0	0	25
73	73	0	0	0	0	0	8	0	0	0	0	0	0	0	0	8
74	74	0	0	0	0	0	18	0	0	0	0	0	0	0	0	18
75	75	0	0	0	0	0	9	0	0	0	0	0	0	0	0	9
81	81	0	0	0	0	0	66	0	0	0	0	0	0	0	0	66
82	82	0	0	0	0	0	90	0	0	0	0	0	0	0	0	90
83	83	0	0	0	0	0	5	0	0	0	0	0	0	0	0	5
Don't know	98	0	0	0	0	0	1	0	0	0	0	0	0	0	0	1
No answer	99	0	0	0	0	0	26	0	0	0	0	0	0	0	0	26
Not applicable (Punches 2 or 8 in EVBRKDOWN)	IAP	13626	354	7542	353	5907	9947	2817	2765	2812	4510	2023	2044	1974	2538	59212

B2. What R did about the nervous breakdown -- Second mention.

[VAR: BRKDDO2]

<u>RESPONSE</u>	<u>PUNCH</u>	<u>YEAR</u>														
		<u>1972-82</u>	<u>1982B</u>	<u>1983-87</u>	<u>1987B</u>	<u>1988-91</u>	<u>1993-98</u>	<u>2000</u>	<u>2002</u>	<u>2004</u>	<u>2006</u>	<u>2008</u>	<u>2010</u>	<u>2012</u>	<u>2014</u>	<u>ALL</u>
22	22	0	0	0	0	0	9	0	0	0	0	0	0	0	0	9
23	23	0	0	0	0	0	1	0	0	0	0	0	0	0	0	1
24	24	0	0	0	0	0	1	0	0	0	0	0	0	0	0	1
31	31	0	0	0	0	0	5	0	0	0	0	0	0	0	0	5
39	39	0	0	0	0	0	1	0	0	0	0	0	0	0	0	1
41	41	0	0	0	0	0	2	0	0	0	0	0	0	0	0	2
51	51	0	0	0	0	0	17	0	0	0	0	0	0	0	0	17
61	61	0	0	0	0	0	39	0	0	0	0	0	0	0	0	39
62	62	0	0	0	0	0	3	0	0	0	0	0	0	0	0	3
63	63	0	0	0	0	0	1	0	0	0	0	0	0	0	0	1
64	64	0	0	0	0	0	12	0	0	0	0	0	0	0	0	12
68	68	0	0	0	0	0	1	0	0	0	0	0	0	0	0	1
69	69	0	0	0	0	0	15	0	0	0	0	0	0	0	0	15
71	71	0	0	0	0	0	4	0	0	0	0	0	0	0	0	4
72	72	0	0	0	0	0	22	0	0	0	0	0	0	0	0	22
73	73	0	0	0	0	0	3	0	0	0	0	0	0	0	0	3
74	74	0	0	0	0	0	6	0	0	0	0	0	0	0	0	6
75	75	0	0	0	0	0	4	0	0	0	0	0	0	0	0	4
81	81	0	0	0	0	0	44	0	0	0	0	0	0	0	0	44
82	82	0	0	0	0	0	37	0	0	0	0	0	0	0	0	37
83	83	0	0	0	0	0	2	0	0	0	0	0	0	0	0	2
No answer	99	0	0	0	0	0	26	0	0	0	0	0	0	0	0	26
Not applicable (Punches 2 or 8 in EVBRKDOWN)	IAP	13626	354	7542	353	5907	10079	2817	2765	2812	4510	2023	2044	1974	2538	59344

B3. What R did about the nervous breakdown -- Third mention.

[VAR: BRKDDO3]

<u>RESPONSE</u>	<u>PUNCH</u>	<u>YEAR</u>														<u>ALL</u>
		<u>1972-82</u>	<u>1982B</u>	<u>1983-87</u>	<u>1987B</u>	<u>1988-91</u>	<u>1993-98</u>	<u>2000</u>	<u>2002</u>	<u>2004</u>	<u>2006</u>	<u>2008</u>	<u>2010</u>	<u>2012</u>	<u>2014</u>	
11	11	0	0	0	0	0	1	0	0	0	0	0	0	0	0	1
22	22	0	0	0	0	0	8	0	0	0	0	0	0	0	0	8
23	23	0	0	0	0	0	2	0	0	0	0	0	0	0	0	2
24	24	0	0	0	0	0	1	0	0	0	0	0	0	0	0	1
51	51	0	0	0	0	0	6	0	0	0	0	0	0	0	0	6
61	61	0	0	0	0	0	10	0	0	0	0	0	0	0	0	10
62	62	0	0	0	0	0	3	0	0	0	0	0	0	0	0	3
64	64	0	0	0	0	0	5	0	0	0	0	0	0	0	0	5
65	65	0	0	0	0	0	2	0	0	0	0	0	0	0	0	2
66	66	0	0	0	0	0	1	0	0	0	0	0	0	0	0	1
69	69	0	0	0	0	0	5	0	0	0	0	0	0	0	0	5
71	71	0	0	0	0	0	9	0	0	0	0	0	0	0	0	9
72	72	0	0	0	0	0	9	0	0	0	0	0	0	0	0	9
73	73	0	0	0	0	0	2	0	0	0	0	0	0	0	0	2
74	74	0	0	0	0	0	1	0	0	0	0	0	0	0	0	1
75	75	0	0	0	0	0	4	0	0	0	0	0	0	0	0	4
81	81	0	0	0	0	0	21	0	0	0	0	0	0	0	0	21
82	82	0	0	0	0	0	18	0	0	0	0	0	0	0	0	18
83	83	0	0	0	0	0	3	0	0	0	0	0	0	0	0	3
No answer	99	0	0	0	0	0	26	0	0	0	0	0	0	0	0	26
Not applicable (Punches 2 or 8 in EVBRKDOWN)	IAP	13626	354	7542	353	5907	10197	2817	2765	2812	4510	2023	2044	1974	2538	59462

REMARKS: Please refer to Appendix D for an explanation of the above codes.

[VAR: BRKDHLP1] (Continued)

RESPONSE	PUNCH	YEAR														
		1972-82	1982B	1983-87	1987B	1988-91	1993-98	2000	2002	2004	2006	2008	2010	2012	2014	ALL
860	860	0	0	0	0	0	1	0	0	0	0	0	0	0	0	1
910	910	0	0	0	0	0	131	0	0	0	0	0	0	0	0	131
No answer	999	0	0	0	0	0	29	0	0	0	0	0	0	0	0	29
Not applicable (Punches 2 or 8 in EVBRKDWN)	IAP	13626	354	7542	353	5907	9947	2817	2765	2812	4510	2023	2044	1974	2538	59212

C2. R's sources of help during nervous breakdown -- Second mention.

[VAR: BRKDHLP2]

RESPONSE	PUNCH	YEAR														
		1972-82	1982B	1983-87	1987B	1988-91	1993-98	2000	2002	2004	2006	2008	2010	2012	2014	ALL
100	100	0	0	0	0	0	3	0	0	0	0	0	0	0	0	3
101	101	0	0	0	0	0	2	0	0	0	0	0	0	0	0	2
106	106	0	0	0	0	0	8	0	0	0	0	0	0	0	0	8
107	107	0	0	0	0	0	2	0	0	0	0	0	0	0	0	2
190	190	0	0	0	0	0	2	0	0	0	0	0	0	0	0	2
200	200	0	0	0	0	0	17	0	0	0	0	0	0	0	0	17
201	201	0	0	0	0	0	5	0	0	0	0	0	0	0	0	5
202	202	0	0	0	0	0	1	0	0	0	0	0	0	0	0	1
290	290	0	0	0	0	0	0	0	0	0	0	0	0	0	0	0
390	390	0	0	0	0	0	3	0	0	0	0	0	0	0	0	3
400	400	0	0	0	0	0	5	0	0	0	0	0	0	0	0	5
401	401	0	0	0	0	0	1	0	0	0	0	0	0	0	0	1
402	402	0	0	0	0	0	1	0	0	0	0	0	0	0	0	1
403	403	0	0	0	0	0	10	0	0	0	0	0	0	0	0	10
500	500	0	0	0	0	0	4	0	0	0	0	0	0	0	0	4
502	502	0	0	0	0	0	1	0	0	0	0	0	0	0	0	1
505	505	0	0	0	0	0	1	0	0	0	0	0	0	0	0	1
506	506	0	0	0	0	0	12	0	0	0	0	0	0	0	0	12
590	590	0	0	0	0	0	1	0	0	0	0	0	0	0	0	1
604	604	0	0	0	0	0	2	0	0	0	0	0	0	0	0	2
605	605	0	0	0	0	0	5	0	0	0	0	0	0	0	0	5
606	606	0	0	0	0	0	2	0	0	0	0	0	0	0	0	2
800	800	0	0	0	0	0	1	0	0	0	0	0	0	0	0	1
910	910	0	0	0	0	0	260	0	0	0	0	0	0	0	0	260
No answer	999	0	0	0	0	0	30	0	0	0	0	0	0	0	0	30
Not applicable (Punches 2 or 8 in EVBRKDWN)	IAP	13626	354	7542	353	5907	9954	2817	2765	2812	4510	2023	2044	1974	2538	59219

C3. R's sources of help during nervous breakdown -- Third mention.

[VAR: BRKDHLP3]

RESPONSE	PUNCH	YEAR														
		1972-82	1982B	1983-87	1987B	1988-91	1993-98	2000	2002	2004	2006	2008	2010	2012	2014	ALL
100	100	0	0	0	0	0	1	0	0	0	0	0	0	0	0	1
103	103	0	0	0	0	0	1	0	0	0	0	0	0	0	0	1
106	106	0	0	0	0	0	3	0	0	0	0	0	0	0	0	3
108	108	0	0	0	0	0	1	0	0	0	0	0	0	0	0	1
200	200	0	0	0	0	0	2	0	0	0	0	0	0	0	0	2
300	300	0	0	0	0	0	1	0	0	0	0	0	0	0	0	1
390	390	0	0	0	0	0	1	0	0	0	0	0	0	0	0	1
400	400	0	0	0	0	0	2	0	0	0	0	0	0	0	0	2
401	401	0	0	0	0	0	1	0	0	0	0	0	0	0	0	1
500	500	0	0	0	0	0	1	0	0	0	0	0	0	0	0	1
506	506	0	0	0	0	0	2	0	0	0	0	0	0	0	0	2
606	606	0	0	0	0	0	1	0	0	0	0	0	0	0	0	1
700	700	0	0	0	0	0	1	0	0	0	0	0	0	0	0	1
800	800	0	0	0	0	0	1	0	0	0	0	0	0	0	0	1
910	910	0	0	0	0	0	319	0	0	0	0	0	0	0	0	319
No answer	999	0	0	0	0	0	33	0	0	0	0	0	0	0	0	33
Not applicable (Punches 2 or 8 in EVBRKDOWN)	IAP	13626	354	7542	353	5907	9963	2817	2765	2812	4510	2023	2044	1974	2538	59228

REMARKS: Please refer to Appendix D for an explanation of the above codes.

D. The timing of R's nervous breakdown.

[VAR: BRKDTIME]

RESPONSE	PUNCH	YEAR														
		1972-82	1982B	1983-87	1987B	1988-91	1993-98	2000	2002	2004	2006	2008	2010	2012	2014	ALL
1	1	0	0	0	0	0	17	0	0	0	0	0	0	0	0	17
2	2	0	0	0	0	0	77	0	0	0	0	0	0	0	0	77
3	3	0	0	0	0	0	96	0	0	0	0	0	0	0	0	96
4	4	0	0	0	0	0	98	0	0	0	0	0	0	0	0	98
Don't know	8	0	0	0	0	0	0	0	0	0	0	0	0	0	0	0
No answer	9	0	0	0	0	0	99	0	0	0	0	0	0	0	0	99
Not applicable (Punches 2 or 8 in EVBRKDOWN)	IAP	13626	354	7542	353	5907	9947	2817	2765	2812	4510	2023	2044	1974	2538	59212

REMARKS: Please refer to Appendix D for an explanation of the above codes.

E. The duration and severity of R's breakdown.

[VAR: BRKDDUR]

<u>RESPONSE</u>	<u>PUNCH</u>	<u>YEAR</u>														
		<u>1972-82</u>	<u>1982B</u>	<u>1983-87</u>	<u>1987B</u>	<u>1988-91</u>	<u>1993-98</u>	<u>2000</u>	<u>2002</u>	<u>2004</u>	<u>2006</u>	<u>2008</u>	<u>2010</u>	<u>2012</u>	<u>2014</u>	<u>ALL</u>
1	1	0	0	0	0	0	87	0	0	0	0	0	0	0	87	
2	2	0	0	0	0	0	1	0	0	0	0	0	0	0	1	
3	3	0	0	0	0	0	18	0	0	0	0	0	0	0	18	
4	4	0	0	0	0	0	16	0	0	0	0	0	0	0	16	
5	5	0	0	0	0	0	20	0	0	0	0	0	0	0	20	
6	6	0	0	0	0	0	5	0	0	0	0	0	0	0	5	
7	7	0	0	0	0	0	51	0	0	0	0	0	0	0	51	
Don't know	8	0	0	0	0	0	13	0	0	0	0	0	0	0	13	
No answer	9	0	0	0	0	0	176	0	0	0	0	0	0	0	176	
Not applicable (Punches 2 or 8 in EVBRKDOWN)	IAP	13626	354	7542	353	5907	9947	2817	2765	2812	4510	2023	2044	1974	2538	59212

REMARKS: Please refer to Appendix D for an explanation of the above codes.

675. (IF NO TO EVBRKDOWN, ASK EVMHP) Have you ever felt you had a mental health problem?

[VAR: EVMHP]

<u>RESPONSE</u>	<u>PUNCH</u>	<u>YEAR</u>														
		<u>1972-82</u>	<u>1982B</u>	<u>1983-87</u>	<u>1987B</u>	<u>1988-91</u>	<u>1993-98</u>	<u>2000</u>	<u>2002</u>	<u>2004</u>	<u>2006</u>	<u>2008</u>	<u>2010</u>	<u>2012</u>	<u>2014</u>	<u>ALL</u>
Yes (GO TO MNILWHY1-MNILDUR)	1	0	0	0	0	0	76	0	0	0	0	0	0	0	76	
No	2	0	0	0	0	0	977	0	0	0	0	0	0	0	977	
Don't know	8	0	0	0	0	0	1	0	0	0	0	0	0	0	1	
No answer	9	0	0	0	0	0	13	0	0	0	0	0	0	0	13	
Not applicable (Punch 1 in EVBRKDOWN)	IAP	13626	354	7542	353	5907	9267	2817	2765	2812	4510	2023	2044	1974	2538	58532

A. (IF YES TO EVMHP ASK:) Could you tell me about when you felt that way? What was it about?
(PROBE: GET EXACT DATE and complete details.)

A1. The causes and sources of R's mental illness -- First mention.

[VAR: MNILWHY1]

RESPONSE	PUNCH	YEAR														ALL
		1972-82	1982B	1983-87	1987B	1988-91	1993-98	2000	2002	2004	2006	2008	2010	2012	2014	
12	12	0	0	0	0	0	4	0	0	0	0	0	0	0	0	4
15	15	0	0	0	0	0	3	0	0	0	0	0	0	0	0	3
19	19	0	0	0	0	0	2	0	0	0	0	0	0	0	0	2
21	21	0	0	0	0	0	1	0	0	0	0	0	0	0	0	1
22	22	0	0	0	0	0	1	0	0	0	0	0	0	0	0	1
31	31	0	0	0	0	0	1	0	0	0	0	0	0	0	0	1
35	35	0	0	0	0	0	1	0	0	0	0	0	0	0	0	1
38	38	0	0	0	0	0	1	0	0	0	0	0	0	0	0	1
39	39	0	0	0	0	0	6	0	0	0	0	0	0	0	0	6
41	41	0	0	0	0	0	8	0	0	0	0	0	0	0	0	8
80	80	0	0	0	0	0	2	0	0	0	0	0	0	0	0	2
123	123	0	0	0	0	0	1	0	0	0	0	0	0	0	0	1
200	200	0	0	0	0	0	2	0	0	0	0	0	0	0	0	2
204	204	0	0	0	0	0	1	0	0	0	0	0	0	0	0	1
217	217	0	0	0	0	0	1	0	0	0	0	0	0	0	0	1
219	219	0	0	0	0	0	1	0	0	0	0	0	0	0	0	1
309	309	0	0	0	0	0	1	0	0	0	0	0	0	0	0	1
500	500	0	0	0	0	0	1	0	0	0	0	0	0	0	0	1
502	502	0	0	0	0	0	1	0	0	0	0	0	0	0	0	1
524	524	0	0	0	0	0	4	0	0	0	0	0	0	0	0	4
700	700	0	0	0	0	0	1	0	0	0	0	0	0	0	0	1
701	701	0	0	0	0	0	1	0	0	0	0	0	0	0	0	1
702	702	0	0	0	0	0	1	0	0	0	0	0	0	0	0	1
709	709	0	0	0	0	0	1	0	0	0	0	0	0	0	0	1
802	802	0	0	0	0	0	3	0	0	0	0	0	0	0	0	3
803	803	0	0	0	0	0	15	0	0	0	0	0	0	0	0	15
804	804	0	0	0	0	0	1	0	0	0	0	0	0	0	0	1
806	806	0	0	0	0	0	1	0	0	0	0	0	0	0	0	1
807	807	0	0	0	0	0	2	0	0	0	0	0	0	0	0	2
809	809	0	0	0	0	0	1	0	0	0	0	0	0	0	0	1
No answer	999	0	0	0	0	0	19	0	0	0	0	0	0	0	0	19
Not applicable (Punch 1 in EVBRKDOWN)	IAP	13626	354	7542	353	5907	10245	2817	2765	2812	4510	2023	2044	1974	2538	59510

A2. The causes and sources of R's mental illness -- Second mention.

[VAR: MNILWHY2]

<u>RESPONSE</u>	<u>PUNCH</u>	<u>YEAR</u>														<u>ALL</u>
		<u>1972-82</u>	<u>1982B</u>	<u>1983-87</u>	<u>1987B</u>	<u>1988-91</u>	<u>1993-98</u>	<u>2000</u>	<u>2002</u>	<u>2004</u>	<u>2006</u>	<u>2008</u>	<u>2010</u>	<u>2012</u>	<u>2014</u>	
15	15	0	0	0	0	0	3	0	0	0	0	0	0	0	0	3
16	16	0	0	0	0	0	1	0	0	0	0	0	0	0	0	1
17	17	0	0	0	0	0	1	0	0	0	0	0	0	0	0	1
21	21	0	0	0	0	0	2	0	0	0	0	0	0	0	0	2
23	23	0	0	0	0	0	1	0	0	0	0	0	0	0	0	1
35	35	0	0	0	0	0	1	0	0	0	0	0	0	0	0	1
41	41	0	0	0	0	0	4	0	0	0	0	0	0	0	0	4
129	129	0	0	0	0	0	1	0	0	0	0	0	0	0	0	1
204	204	0	0	0	0	0	1	0	0	0	0	0	0	0	0	1
216	216	0	0	0	0	0	2	0	0	0	0	0	0	0	0	2
649	649	0	0	0	0	0	1	0	0	0	0	0	0	0	0	1
800	800	0	0	0	0	0	1	0	0	0	0	0	0	0	0	1
802	802	0	0	0	0	0	1	0	0	0	0	0	0	0	0	1
803	803	0	0	0	0	0	2	0	0	0	0	0	0	0	0	2
805	805	0	0	0	0	0	2	0	0	0	0	0	0	0	0	2
809	809	0	0	0	0	0	1	0	0	0	0	0	0	0	0	1
No answer	999	0	0	0	0	0	19	0	0	0	0	0	0	0	0	19
Not applicable (Punch 1 in EVBRKDOWN)	IAP	13626	354	7542	353	5907	10290	2817	2765	2812	4510	2023	2044	1974	2538	59555

A3. The causes and sources of R's mental illness -- Third mention.

[VAR: MNILWHY3]

RESPONSE	PUNCH	YEAR														
		1972-82	1982B	1983-87	1987B	1988-91	1993-98	2000	2002	2004	2006	2008	2010	2012	2014	ALL
15	15	0	0	0	0	0	1	0	0	0	0	0	0	0	0	1
16	16	0	0	0	0	0	1	0	0	0	0	0	0	0	0	1
23	23	0	0	0	0	0	1	0	0	0	0	0	0	0	0	1
24	24	0	0	0	0	0	1	0	0	0	0	0	0	0	0	1
500	500	0	0	0	0	0	1	0	0	0	0	0	0	0	0	1
730	730	0	0	0	0	0	1	0	0	0	0	0	0	0	0	1
803	803	0	0	0	0	0	2	0	0	0	0	0	0	0	0	2
No answer	999	0	0	0	0	0	20	0	0	0	0	0	0	0	0	20
Not applicable (Punch 1 in EVBRKDOWN)	IAP	13626	354	7542	353	5907	10306	2817	2765	2812	4510	2023	2044	1974	2538	59571

REMARKS: Please refer to Appendix D for an explanation of the above codes.

B. (IF YES TO EVMHP ASK:) What did you do about it? (**PROBE: Anything else? until R says no.**) Which of these things did you do first; second; third? (INTERVIEWER: Sequence list; read back if needed.)

B1. What R. did about the mental illness -- First mention.

[VAR: MNILDO1]

RESPONSE	PUNCH	YEAR														
		1972-82	1982B	1983-87	1987B	1988-91	1993-98	2000	2002	2004	2006	2008	2010	2012	2014	ALL
31	31	0	0	0	0	0	10	0	0	0	0	0	0	0	0	10
51	51	0	0	0	0	0	6	0	0	0	0	0	0	0	0	6
61	61	0	0	0	0	0	2	0	0	0	0	0	0	0	0	2
62	62	0	0	0	0	0	1	0	0	0	0	0	0	0	0	1
64	64	0	0	0	0	0	1	0	0	0	0	0	0	0	0	1
69	69	0	0	0	0	0	3	0	0	0	0	0	0	0	0	3
72	72	0	0	0	0	0	5	0	0	0	0	0	0	0	0	5
74	74	0	0	0	0	0	2	0	0	0	0	0	0	0	0	2
75	75	0	0	0	0	0	1	0	0	0	0	0	0	0	0	1
81	81	0	0	0	0	0	7	0	0	0	0	0	0	0	0	7
82	82	0	0	0	0	0	35	0	0	0	0	0	0	0	0	35
83	83	0	0	0	0	0	1	0	0	0	0	0	0	0	0	1
No answer	99	0	0	0	0	0	15	0	0	0	0	0	0	0	0	15
Not applicable (Punch 1 in EVBRKDOWN)	IAP	13626	354	7542	353	5907	10245	2817	2765	2812	4510	2023	2044	1974	2538	59510

B2. What R. did about the mental illness -- Second mention.

[VAR: MNILDO2]

<u>RESPONSE</u>	<u>PUNCH</u>	<u>YEAR</u>														
		<u>1972-82</u>	<u>1982B</u>	<u>1983-87</u>	<u>1987B</u>	<u>1988-91</u>	<u>1993-98</u>	<u>2000</u>	<u>2002</u>	<u>2004</u>	<u>2006</u>	<u>2008</u>	<u>2010</u>	<u>2012</u>	<u>2014</u>	<u>ALL</u>
22	22	0	0	0	0	0	2	0	0	0	0	0	0	0	0	2
23	23	0	0	0	0	0	1	0	0	0	0	0	0	0	0	1
24	24	0	0	0	0	0	1	0	0	0	0	0	0	0	0	1
31	31	0	0	0	0	0	1	0	0	0	0	0	0	0	0	1
61	61	0	0	0	0	0	7	0	0	0	0	0	0	0	0	7
69	69	0	0	0	0	0	1	0	0	0	0	0	0	0	0	1
72	72	0	0	0	0	0	1	0	0	0	0	0	0	0	0	1
74	74	0	0	0	0	0	1	0	0	0	0	0	0	0	0	1
81	81	0	0	0	0	0	6	0	0	0	0	0	0	0	0	6
82	82	0	0	0	0	0	14	0	0	0	0	0	0	0	0	14
No answer	99	0	0	0	0	0	15	0	0	0	0	0	0	0	0	15
Not applicable (Punch 1 in EVBRKDOWN)	IAP	13626	354	7542	353	5907	10284	2817	2765	2812	4510	2023	2044	1974	2538	59549

B3. What R. did about the mental illness -- Third mention.

[VAR: MNILDO3]

<u>RESPONSE</u>	<u>PUNCH</u>	<u>YEAR</u>														
		<u>1972-82</u>	<u>1982B</u>	<u>1983-87</u>	<u>1987B</u>	<u>1988-91</u>	<u>1993-98</u>	<u>2000</u>	<u>2002</u>	<u>2004</u>	<u>2006</u>	<u>2008</u>	<u>2010</u>	<u>2012</u>	<u>2014</u>	<u>ALL</u>
51	51	0	0	0	0	0	1	0	0	0	0	0	0	0	0	1
61	61	0	0	0	0	0	3	0	0	0	0	0	0	0	0	3
64	64	0	0	0	0	0	1	0	0	0	0	0	0	0	0	1
69	69	0	0	0	0	0	2	0	0	0	0	0	0	0	0	2
74	74	0	0	0	0	0	1	0	0	0	0	0	0	0	0	1
81	81	0	0	0	0	0	4	0	0	0	0	0	0	0	0	4
82	82	0	0	0	0	0	5	0	0	0	0	0	0	0	0	5
No answer	99	0	0	0	0	0	16	0	0	0	0	0	0	0	0	16
Not applicable (Punch 1 in EVBRKDOWN)	IAP	13626	354	7542	353	5907	10301	2817	2765	2812	4510	2023	2044	1974	2538	59566

REMARKS: Please refer to Appendix D for an explanation of the above codes.

C1. R's sources of help during mental illness -- First mention.

[VAR: MNILHLP1]

<u>RESPONSE</u>	<u>PUNCH</u>	<u>YEAR</u>														
		<u>1972-82</u>	<u>1982B</u>	<u>1983-87</u>	<u>1987B</u>	<u>1988-91</u>	<u>1993-98</u>	<u>2000</u>	<u>2002</u>	<u>2004</u>	<u>2006</u>	<u>2008</u>	<u>2010</u>	<u>2012</u>	<u>2014</u>	<u>ALL</u>
100	100	0	0	0	0	0	1	0	0	0	0	0	0	0	0	1
101	101	0	0	0	0	0	1	0	0	0	0	0	0	0	0	1
106	106	0	0	0	0	0	1	0	0	0	0	0	0	0	0	1
200	200	0	0	0	0	0	3	0	0	0	0	0	0	0	0	3
201	201	0	0	0	0	0	1	0	0	0	0	0	0	0	0	1
390	390	0	0	0	0	0	1	0	0	0	0	0	0	0	0	1
401	401	0	0	0	0	0	2	0	0	0	0	0	0	0	0	2
402	402	0	0	0	0	0	2	0	0	0	0	0	0	0	0	2
403	403	0	0	0	0	0	6	0	0	0	0	0	0	0	0	6
480	480	0	0	0	0	0	1	0	0	0	0	0	0	0	0	1
490	490	0	0	0	0	0	1	0	0	0	0	0	0	0	0	1
499	499	0	0	0	0	0	1	0	0	0	0	0	0	0	0	1
500	500	0	0	0	0	0	8	0	0	0	0	0	0	0	0	8
502	502	0	0	0	0	0	4	0	0	0	0	0	0	0	0	4
503	503	0	0	0	0	0	1	0	0	0	0	0	0	0	0	1
506	506	0	0	0	0	0	13	0	0	0	0	0	0	0	0	13
604	604	0	0	0	0	0	2	0	0	0	0	0	0	0	0	2
605	605	0	0	0	0	0	1	0	0	0	0	0	0	0	0	1
690	690	0	0	0	0	0	1	0	0	0	0	0	0	0	0	1
910	910	0	0	0	0	0	23	0	0	0	0	0	0	0	0	23
No answer	999	0	0	0	0	0	15	0	0	0	0	0	0	0	0	15
Not applicable (Punch 1 in EVBRKDOWN)	IAP	13626	354	7542	353	5907	10245	2817	2765	2812	4510	2023	2044	1974	2538	59510

C2. R's sources of help during mental illness -- Second mention.

[VAR: MNILHLP2]

<u>RESPONSE</u>	<u>PUNCH</u>	<u>YEAR</u>														
		<u>1972-82</u>	<u>1982B</u>	<u>1983-87</u>	<u>1987B</u>	<u>1988-91</u>	<u>1993-98</u>	<u>2000</u>	<u>2002</u>	<u>2004</u>	<u>2006</u>	<u>2008</u>	<u>2010</u>	<u>2012</u>	<u>2014</u>	<u>ALL</u>
106	106	0	0	0	0	0	3	0	0	0	0	0	0	0	0	3
200	200	0	0	0	0	0	3	0	0	0	0	0	0	0	0	3
201	201	0	0	0	0	0	1	0	0	0	0	0	0	0	0	1
400	400	0	0	0	0	0	1	0	0	0	0	0	0	0	0	1
403	403	0	0	0	0	0	2	0	0	0	0	0	0	0	0	2
500	500	0	0	0	0	0	2	0	0	0	0	0	0	0	0	2
502	502	0	0	0	0	0	1	0	0	0	0	0	0	0	0	1
506	506	0	0	0	0	0	2	0	0	0	0	0	0	0	0	2
700	700	0	0	0	0	0	1	0	0	0	0	0	0	0	0	1
No answer	999	0	0	0	0	0	15	0	0	0	0	0	0	0	0	15
Not applicable (Punch 1 in EVBRKDOWN)	IAP	13626	354	7542	353	5907	10303	2817	2765	2812	4510	2023	2044	1974	2538	59568

C3. R's sources of help during mental illness -- Third mention.

[VAR: MNILHLP3]

<u>RESPONSE</u>	<u>PUNCH</u>	<u>YEAR</u>														
		<u>1972-82</u>	<u>1982B</u>	<u>1983-87</u>	<u>1987B</u>	<u>1988-91</u>	<u>1993-98</u>	<u>2000</u>	<u>2002</u>	<u>2004</u>	<u>2006</u>	<u>2008</u>	<u>2010</u>	<u>2012</u>	<u>2014</u>	<u>ALL</u>
108	108	0	0	0	0	0	1	0	0	0	0	0	0	0	0	1
200	200	0	0	0	0	0	2	0	0	0	0	0	0	0	0	2
400	400	0	0	0	0	0	1	0	0	0	0	0	0	0	0	1
500	500	0	0	0	0	0	3	0	0	0	0	0	0	0	0	3
506	506	0	0	0	0	0	1	0	0	0	0	0	0	0	0	1
590	590	0	0	0	0	0	1	0	0	0	0	0	0	0	0	1
605	605	0	0	0	0	0	1	0	0	0	0	0	0	0	0	1
No answer	999	0	0	0	0	0	15	0	0	0	0	0	0	0	0	15
Not applicable (Punch 1 in EVBRKDOWN)	IAP	13626	354	7542	353	5907	10309	2817	2765	2812	4510	2023	2044	1974	2538	59574

REMARKS: Please refer to Appendix D for an explanation of the above codes.

D. The timing of R's mental illness.

[VAR: MNILTIME]

<u>RESPONSE</u>	<u>PUNCH</u>	<u>YEAR</u>														
		<u>1972-82</u>	<u>1982B</u>	<u>1983-87</u>	<u>1987B</u>	<u>1988-91</u>	<u>1993-98</u>	<u>2000</u>	<u>2002</u>	<u>2004</u>	<u>2006</u>	<u>2008</u>	<u>2010</u>	<u>2012</u>	<u>2014</u>	<u>ALL</u>
1	1	0	0	0	0	0	13	0	0	0	0	0	0	0	0	13
2	2	0	0	0	0	0	16	0	0	0	0	0	0	0	0	16
3	3	0	0	0	0	0	19	0	0	0	0	0	0	0	0	19
4	4	0	0	0	0	0	13	0	0	0	0	0	0	0	0	13
No answer	9	0	0	0	0	0	28	0	0	0	0	0	0	0	0	28
Not applicable (Punch 1 in EVBRKDOWN)	IAP	13626	354	7542	353	5907	10245	2817	2765	2812	4510	2023	2044	1974	2538	59510

REMARKS: Please refer to Appendix D for an explanation of the above codes.

E. The duration and severity of R's mental illness.

[VAR: MNILDUR]

<u>RESPONSE</u>	<u>PUNCH</u>	<u>YEAR</u>														
		<u>1972-82</u>	<u>1982B</u>	<u>1983-87</u>	<u>1987B</u>	<u>1988-91</u>	<u>1993-98</u>	<u>2000</u>	<u>2002</u>	<u>2004</u>	<u>2006</u>	<u>2008</u>	<u>2010</u>	<u>2012</u>	<u>2014</u>	<u>ALL</u>
1	1	0	0	0	0	0	18	0	0	0	0	0	0	0	0	18
2	2	0	0	0	0	0	2	0	0	0	0	0	0	0	0	2
3	3	0	0	0	0	0	6	0	0	0	0	0	0	0	0	6
4	4	0	0	0	0	0	1	0	0	0	0	0	0	0	0	1
5	5	0	0	0	0	0	1	0	0	0	0	0	0	0	0	1
6	6	0	0	0	0	0	1	0	0	0	0	0	0	0	0	1
7	7	0	0	0	0	0	17	0	0	0	0	0	0	0	0	17
8	8	0	0	0	0	0	2	0	0	0	0	0	0	0	0	2
No answer	9	0	0	0	0	0	41	0	0	0	0	0	0	0	0	41
Not applicable (Punch 1 in EVBRKDOWN)	IAP	13626	354	7542	353	5907	10245	2817	2765	2812	4510	2023	2044	1974	2538	59510

REMARKS: Please refer to Appendix D for an explanation of the above codes.

**The 1998 Topical Module: Religion and Culture
(PRIVPRAY-LOCALART)**

**The 2004 Topical Module: Religion and Culture
(FEELGOD, HARMONY, BEAUSPRT, RELEXP)**

HAND CARD EA

676. How often do you pray privately in places other than at church or synagogue?

[VAR: PRIVPRAY]

<u>RESPONSE</u>	<u>PUNCH</u>	<u>YEAR</u>														
		<u>1972-82</u>	<u>1982B</u>	<u>1983-87</u>	<u>1987B</u>	<u>1988-91</u>	<u>1993-98</u>	<u>2000</u>	<u>2002</u>	<u>2004</u>	<u>2006</u>	<u>2008</u>	<u>2010</u>	<u>2012</u>	<u>2014</u>	<u>ALL</u>
More than once a day	1	0	0	0	0	0	343	0	0	0	0	0	0	0	0	343
Once a day	2	0	0	0	0	0	373	0	0	0	0	0	0	0	0	373
A few times a week	3	0	0	0	0	0	195	0	0	0	0	0	0	0	0	195
Once a week	4	0	0	0	0	0	69	0	0	0	0	0	0	0	0	69
A few times a month	5	0	0	0	0	0	78	0	0	0	0	0	0	0	0	78
Once a month	6	0	0	0	0	0	33	0	0	0	0	0	0	0	0	33
Less than once a month	7	0	0	0	0	0	129	0	0	0	0	0	0	0	0	129
Never	8	0	0	0	0	0	186	0	0	0	0	0	0	0	0	186
Don't know	98	0	0	0	0	0	14	0	0	0	0	0	0	0	0	14
No answer	99	0	0	0	0	0	25	0	0	0	0	0	0	0	0	25
Not applicable	IAP	13626	354	7542	353	5907	8889	2817	2765	2812	4510	2023	2044	1974	2538	58154

REMARKS: Hand Card EA contained responses 1-7.

677. Within your religious or spiritual tradition, how often do you meditate?

HAND CARD EB

[VAR: MEDITATE]

RESPONSE	PUNCH	YEAR														
		1972-82	1982B	1983-87	1987B	1988-91	1993-98	2000	2002	2004	2006	2008	2010	2012	2014	ALL
More than once a day	1	0	0	0	0	0	123	0	0	0	0	0	0	0	0	123
Once a day	2	0	0	0	0	0	188	0	0	0	0	0	0	0	0	188
A few times a week	3	0	0	0	0	0	130	0	0	0	0	0	0	0	0	130
Once a week	4	0	0	0	0	0	68	0	0	0	0	0	0	0	0	68
A few times a month	5	0	0	0	0	0	60	0	0	0	0	0	0	0	0	60
Once a month	6	0	0	0	0	0	46	0	0	0	0	0	0	0	0	46
Less than once a month	7	0	0	0	0	0	95	0	0	0	0	0	0	0	0	95
Never	8	0	0	0	0	0	660	0	0	0	0	0	0	0	0	660
Don't know	98	0	0	0	0	0	47	0	0	0	0	0	0	0	0	47
No answer	99	0	0	0	0	0	28	0	0	0	0	0	0	0	0	28
Not applicable	IAP	13626	354	7542	353	5907	8889	2817	2765	2812	4510	2023	2044	1974	2538	58154

REMARKS: Hand Card EB contained responses 1-8.

**ASK CONGHLP1-CONGHRM2 IF R ATTENDS RELIGIOUS SERVICES AT LEAST ONCE A YEAR
(ATTEND EQUALS 2-8).**

These questions are designed to find out how much help the people in your congregation would provide if you needed it in the future.

678. If you were ill, how much would the people in your congregation help you out?

HAND CARD EC

[VAR: CONGHLP1]

RESPONSE	PUNCH	YEAR														
		1972-82	1982B	1983-87	1987B	1988-91	1993-98	2000	2002	2004	2006	2008	2010	2012	2014	ALL
A great deal	1	0	0	0	0	0	372	0	0	0	0	0	0	0	0	372
Some	2	0	0	0	0	0	261	0	0	0	0	0	0	0	0	261
A little	3	0	0	0	0	0	110	0	0	0	0	0	0	0	0	110
None	4	0	0	0	0	0	63	0	0	0	0	0	0	0	0	63
Don't know	8	0	0	0	0	0	65	0	0	0	0	0	0	0	0	65
No answer	9	0	0	0	0	0	164	0	0	0	0	0	0	0	0	164
Not applicable (Punches 01 in ATTEND)	IAP	13626	354	7542	353	5907	9299	2817	2765	2812	4510	2023	2044	1974	2538	58564

REMARKS: Hand Card EC contained responses 1-4.

679. If you had a problem or were faced with a difficult situation, how much comfort would the people in your congregation be willing to give you?

[VAR: CONGHLP2]

RESPONSE	PUNCH	YEAR														
		1972-82	1982B	1983-87	1987B	1988-91	1993-98	2000	2002	2004	2006	2008	2010	2012	2014	ALL
A great deal	1	0	0	0	0	0	435	0	0	0	0	0	0	0	0	435
Some	2	0	0	0	0	0	240	0	0	0	0	0	0	0	0	240
A little	3	0	0	0	0	0	82	0	0	0	0	0	0	0	0	82
None	4	0	0	0	0	0	48	0	0	0	0	0	0	0	0	48
Don't know	8	0	0	0	0	0	64	0	0	0	0	0	0	0	0	64
No answer	9	0	0	0	0	0	166	0	0	0	0	0	0	0	0	166
Not applicable (Punches 01 in ATTEND)	IAP	13626	354	7542	353	5907	9299	2817	2765	2812	4510	2023	2044	1974	2538	58564

Sometimes the contact we have with others is not always pleasant. **READ RESPONSE CATEGORIES.**

680. How often do the people in your congregation make too many demands on you . . .

[VAR: CONGHRM1]

<u>RESPONSE</u>	<u>PUNCH</u>	<u>YEAR</u>														
		<u>1972-82</u>	<u>1982B</u>	<u>1983-87</u>	<u>1987B</u>	<u>1988-91</u>	<u>1993-98</u>	<u>2000</u>	<u>2002</u>	<u>2004</u>	<u>2006</u>	<u>2008</u>	<u>2010</u>	<u>2012</u>	<u>2014</u>	<u>ALL</u>
Very often	1	0	0	0	0	0	23	0	0	0	0	0	0	0	0	23
Fairly often	2	0	0	0	0	0	57	0	0	0	0	0	0	0	0	57
Once in a while	3	0	0	0	0	0	253	0	0	0	0	0	0	0	0	253
Never	4	0	0	0	0	0	542	0	0	0	0	0	0	0	0	542
Don't know	8	0	0	0	0	0	4	0	0	0	0	0	0	0	0	4
No answer	9	0	0	0	0	0	156	0	0	0	0	0	0	0	0	156
Not applicable (Punches 01 in ATTEND)	IAP	13626	354	7542	353	5907	9299	2817	2765	2812	4510	2023	2044	1974	2538	58564

681. How often are the people in your congregation critical of you and the things you do . . .

[VAR: CONGHRM2]

<u>RESPONSE</u>	<u>PUNCH</u>	<u>YEAR</u>														
		<u>1972-82</u>	<u>1982B</u>	<u>1983-87</u>	<u>1987B</u>	<u>1988-91</u>	<u>1993-98</u>	<u>2000</u>	<u>2002</u>	<u>2004</u>	<u>2006</u>	<u>2008</u>	<u>2010</u>	<u>2012</u>	<u>2014</u>	<u>ALL</u>
Very often	1	0	0	0	0	0	23	0	0	0	0	0	0	0	0	23
Fairly often	2	0	0	0	0	0	27	0	0	0	0	0	0	0	0	27
Once in a while	3	0	0	0	0	0	164	0	0	0	0	0	0	0	0	164
Never	4	0	0	0	0	0	649	0	0	0	0	0	0	0	0	649
Don't know	8	0	0	0	0	0	8	0	0	0	0	0	0	0	0	8
No answer	9	0	0	0	0	0	164	0	0	0	0	0	0	0	0	164
Not applicable (Punches 01 in ATTEND)	IAP	13626	354	7542	353	5907	9299	2817	2765	2812	4510	2023	2044	1974	2538	58564

682. Think about how you try to understand and deal with major problems in your life. To what extent is each of the following involved in the way you cope:

HAND CARD ED

A. I think about how my life is part of a larger spiritual force.

[VAR: COPE1]

RESPONSE	PUNCH	YEAR														
		1972-82	1982B	1983-87	1987B	1988-91	1993-98	2000	2002	2004	2006	2008	2010	2012	2014	ALL
A great deal	1	0	0	0	0	0	274	0	0	0	0	0	0	0	0	274
Quite a bit	2	0	0	0	0	0	293	0	0	0	0	0	0	0	0	293
Somewhat	3	0	0	0	0	0	489	0	0	0	0	0	0	0	0	489
Not at all	4	0	0	0	0	0	332	0	0	0	0	0	0	0	0	332
Don't know	8	0	0	0	0	0	38	0	0	0	0	0	0	0	0	38
No answer	9	0	0	0	0	0	19	0	0	0	0	0	0	0	0	19
Not applicable	IAP	13626	354	7542	353	5907	8889	2817	2765	2812	4510	2023	2044	1974	2538	58154

B. I work together with God as partners.

[VAR: COPE2]

RESPONSE	PUNCH	YEAR														
		1972-82	1982B	1983-87	1987B	1988-91	1993-98	2000	2002	2004	2006	2008	2010	2012	2014	ALL
A great deal	1	0	0	0	0	0	312	0	0	0	0	0	0	0	0	312
Quite a bit	2	0	0	0	0	0	316	0	0	0	0	0	0	0	0	316
Somewhat	3	0	0	0	0	0	502	0	0	0	0	0	0	0	0	502
Not at all	4	0	0	0	0	0	267	0	0	0	0	0	0	0	0	267
Don't know	8	0	0	0	0	0	29	0	0	0	0	0	0	0	0	29
No answer	9	0	0	0	0	0	19	0	0	0	0	0	0	0	0	19
Not applicable	IAP	13626	354	7542	353	5907	8889	2817	2765	2812	4510	2023	2044	1974	2538	58154

C. I look to God for strength, support, guidance.

[VAR: COPE3]

<u>RESPONSE</u>	<u>PUNCH</u>	<u>YEAR</u>														
		<u>1972-82</u>	<u>1982B</u>	<u>1983-87</u>	<u>1987B</u>	<u>1988-91</u>	<u>1993-98</u>	<u>2000</u>	<u>2002</u>	<u>2004</u>	<u>2006</u>	<u>2008</u>	<u>2010</u>	<u>2012</u>	<u>2014</u>	<u>ALL</u>
A great deal	1	0	0	0	0	0	616	0	0	0	0	0	0	0	0	616
Quite a bit	2	0	0	0	0	0	291	0	0	0	0	0	0	0	0	291
Somewhat	3	0	0	0	0	0	324	0	0	0	0	0	0	0	0	324
Not at all	4	0	0	0	0	0	185	0	0	0	0	0	0	0	0	185
Don't know	8	0	0	0	0	0	8	0	0	0	0	0	0	0	0	8
No answer	9	0	0	0	0	0	21	0	0	0	0	0	0	0	0	21
Not applicable	IAP	13626	354	7542	353	5907	8889	2817	2765	2812	4510	2023	2044	1974	2538	58154

D. I feel that God is punishing me for my sins or lack of spirituality.

[VAR: COPE4]

<u>RESPONSE</u>	<u>PUNCH</u>	<u>YEAR</u>														
		<u>1972-82</u>	<u>1982B</u>	<u>1983-87</u>	<u>1987B</u>	<u>1988-91</u>	<u>1993-98</u>	<u>2000</u>	<u>2002</u>	<u>2004</u>	<u>2006</u>	<u>2008</u>	<u>2010</u>	<u>2012</u>	<u>2014</u>	<u>ALL</u>
A great deal	1	0	0	0	0	0	28	0	0	0	0	0	0	0	0	28
Quite a bit	2	0	0	0	0	0	53	0	0	0	0	0	0	0	0	53
Somewhat	3	0	0	0	0	0	245	0	0	0	0	0	0	0	0	245
Not at all	4	0	0	0	0	0	1081	0	0	0	0	0	0	0	0	1081
Don't know	8	0	0	0	0	0	18	0	0	0	0	0	0	0	0	18
No answer	9	0	0	0	0	0	20	0	0	0	0	0	0	0	0	20
Not applicable	IAP	13626	354	7542	353	5907	8889	2817	2765	2812	4510	2023	2044	1974	2538	58154

E. I wonder whether God has abandoned me.

[VAR: COPE5]

<u>RESPONSE</u>	<u>PUNCH</u>	<u>YEAR</u>														
		<u>1972-82</u>	<u>1982B</u>	<u>1983-87</u>	<u>1987B</u>	<u>1988-91</u>	<u>1993-98</u>	<u>2000</u>	<u>2002</u>	<u>2004</u>	<u>2006</u>	<u>2008</u>	<u>2010</u>	<u>2012</u>	<u>2014</u>	<u>ALL</u>
A great deal	1	0	0	0	0	0	17	0	0	0	0	0	0	0	0	17
Quite a bit	2	0	0	0	0	0	24	0	0	0	0	0	0	0	0	24
Somewhat	3	0	0	0	0	0	134	0	0	0	0	0	0	0	0	134
Not at all	4	0	0	0	0	0	1232	0	0	0	0	0	0	0	0	1232
Don't know	8	0	0	0	0	0	15	0	0	0	0	0	0	0	0	15
No answer	9	0	0	0	0	0	23	0	0	0	0	0	0	0	0	23
Not applicable	IAP	13626	354	7542	353	5907	8889	2817	2765	2812	4510	2023	2044	1974	2538	58154

F. I try to make sense of the situation and decide what to do without relying on God.

[VAR: COPE6]

<u>RESPONSE</u>	<u>PUNCH</u>	<u>YEAR</u>														
		<u>1972-82</u>	<u>1982B</u>	<u>1983-87</u>	<u>1987B</u>	<u>1988-91</u>	<u>1993-98</u>	<u>2000</u>	<u>2002</u>	<u>2004</u>	<u>2006</u>	<u>2008</u>	<u>2010</u>	<u>2012</u>	<u>2014</u>	<u>ALL</u>
A great deal	1	0	0	0	0	0	180	0	0	0	0	0	0	0	0	180
Quite a bit	2	0	0	0	0	0	218	0	0	0	0	0	0	0	0	218
Somewhat	3	0	0	0	0	0	470	0	0	0	0	0	0	0	0	470
Not at all	4	0	0	0	0	0	530	0	0	0	0	0	0	0	0	530
Don't know	8	0	0	0	0	0	26	0	0	0	0	0	0	0	0	26
No answer	9	0	0	0	0	0	21	0	0	0	0	0	0	0	0	21
Not applicable	IAP	13626	354	7542	353	5907	8889	2817	2765	2812	4510	2023	2044	1974	2538	58154

REMARKS: Hand Card ED contained responses 1-4.

Please tell me whether you strongly agree, agree, disagree, or strongly disagree with the following statements:

683. I believe in a God who watches over me.

HAND CARD EF

[VAR: GODWATCH]

<u>RESPONSE</u>	<u>PUNCH</u>	<u>YEAR</u>														
		<u>1972-82</u>	<u>1982B</u>	<u>1983-87</u>	<u>1987B</u>	<u>1988-91</u>	<u>1993-98</u>	<u>2000</u>	<u>2002</u>	<u>2004</u>	<u>2006</u>	<u>2008</u>	<u>2010</u>	<u>2012</u>	<u>2014</u>	<u>ALL</u>
Strongly agree	1	0	0	0	0	0	833	0	0	0	0	0	0	0	0	833
Agree	2	0	0	0	0	0	426	0	0	0	0	0	0	0	0	426
Disagree	3	0	0	0	0	0	105	0	0	0	0	0	0	0	0	105
Strongly disagree	4	0	0	0	0	0	51	0	0	0	0	0	0	0	0	51
Don't know	8	0	0	0	0	0	5	0	0	0	0	0	0	0	0	5
No answer	9	0	0	0	0	0	25	0	0	0	0	0	0	0	0	25
Not applicable	IAP	13626	354	7542	353	5907	8889	2817	2765	2812	4510	2023	2044	1974	2538	58154

REMARKS: Hand Card EF contained response options 1-4.

684. I feel a deep sense of responsibility for reducing pain and suffering in the world.

HAND CARD EG

[VAR: LESSPAIN]

RESPONSE	PUNCH	YEAR														
		1972-82	1982B	1983-87	1987B	1988-91	1993-98	2000	2002	2004	2006	2008	2010	2012	2014	ALL
Strongly agree	1	0	0	0	0	0	239	0	0	0	0	0	0	0	0	239
Agree	2	0	0	0	0	0	640	0	0	0	0	0	0	0	0	640
Disagree	3	0	0	0	0	0	433	0	0	0	0	0	0	0	0	433
Strongly disagree	4	0	0	0	0	0	97	0	0	0	0	0	0	0	0	97
Don't know	8	0	0	0	0	0	12	0	0	0	0	0	0	0	0	12
No answer	9	0	0	0	0	0	24	0	0	0	0	0	0	0	0	24
Not applicable	IAP	13626	354	7542	353	5907	8889	2817	2765	2812	4510	2023	2044	1974	2538	58154

REMARKS: Hand Card EG contained response options 1-4.

685. I try hard to carry my religious beliefs over into all my other dealings in life.

HAND CARD EH

[VAR: RELLIFE]

RESPONSE	PUNCH	YEAR														
		1972-82	1982B	1983-87	1987B	1988-91	1993-98	2000	2002	2004	2006	2008	2010	2012	2014	ALL
Strongly agree	1	0	0	0	0	0	391	0	0	0	862	575	557	0	0	2385
Agree	2	0	0	0	0	0	632	0	0	0	1218	823	827	0	0	3500
Disagree	3	0	0	0	0	0	288	0	0	0	561	403	393	0	0	1645
Strongly disagree	4	0	0	0	0	0	103	0	0	0	308	188	226	0	0	825
Don't know	8	0	0	0	0	0	8	0	0	0	35	22	23	0	0	88
No answer	9	0	0	0	0	0	23	0	0	0	8	12	18	0	0	61
Not applicable	IAP	13626	354	7542	353	5907	8889	2817	2765	2812	1518	0	0	1974	2538	51095

REMARKS: Hand Card EH contained response options 1-4.

686. Because of your religious or spiritual beliefs have you always, almost always, often, seldom, or never felt the following ways:

A. I have forgiven myself for things that I have done wrong.

[VAR: FORGIVE1]

<u>RESPONSE</u>	<u>PUNCH</u>	<u>YEAR</u>														
		<u>1972-82</u>	<u>1982B</u>	<u>1983-87</u>	<u>1987B</u>	<u>1988-91</u>	<u>1993-98</u>	<u>2000</u>	<u>2002</u>	<u>2004</u>	<u>2006</u>	<u>2008</u>	<u>2010</u>	<u>2012</u>	<u>2014</u>	<u>ALL</u>
Always or almost always	1	0	0	0	0	0	625	0	0	0	0	0	0	0	0	625
Often	2	0	0	0	0	0	512	0	0	0	0	0	0	0	0	512
Seldom	3	0	0	0	0	0	191	0	0	0	0	0	0	0	0	191
Never	4	0	0	0	0	0	84	0	0	0	0	0	0	0	0	84
Don't know	8	0	0	0	0	0	4	0	0	0	0	0	0	0	0	4
No answer	9	0	0	0	0	0	29	0	0	0	0	0	0	0	0	29
Not applicable	IAP	13626	354	7542	353	5907	8889	2817	2765	2812	4510	2023	2044	1974	2538	58154

B. I have forgiven those who hurt me.

[VAR: FORGIVE2]

<u>RESPONSE</u>	<u>PUNCH</u>	<u>YEAR</u>														
		<u>1972-82</u>	<u>1982B</u>	<u>1983-87</u>	<u>1987B</u>	<u>1988-91</u>	<u>1993-98</u>	<u>2000</u>	<u>2002</u>	<u>2004</u>	<u>2006</u>	<u>2008</u>	<u>2010</u>	<u>2012</u>	<u>22014</u>	<u>ALL</u>
Always or almost always	1	0	0	0	0	0	669	0	0	0	0	0	0	0	0	669
Often	2	0	0	0	0	0	547	0	0	0	0	0	0	0	0	547
Seldom	3	0	0	0	0	0	141	0	0	0	0	0	0	0	0	141
Never	4	0	0	0	0	0	60	0	0	0	0	0	0	0	0	60
Don't know	8	0	0	0	0	0	3	0	0	0	0	0	0	0	0	3
No answer	9	0	0	0	0	0	25	0	0	0	0	0	0	0	0	25
Not applicable	IAP	13626	354	7542	353	5907	8889	2817	2765	2812	4510	2023	2044	1974	2538	58154

C. I know that God forgives me.

[VAR: FORGIVE3]

<u>RESPONSE</u>	<u>PUNCH</u>	<u>YEAR</u>														
		<u>1972-82</u>	<u>1982B</u>	<u>1983-87</u>	<u>1987B</u>	<u>1988-91</u>	<u>1993-98</u>	<u>2000</u>	<u>2002</u>	<u>2004</u>	<u>2006</u>	<u>2008</u>	<u>2010</u>	<u>2012</u>	<u>2014</u>	<u>ALL</u>
Always or almost always	1	0	0	0	0	0	1044	0	0	0	0	0	0	0	0	1044
Often	2	0	0	0	0	0	245	0	0	0	0	0	0	0	0	245
Seldom	3	0	0	0	0	0	46	0	0	0	0	0	0	0	0	46
Never	4	0	0	0	0	0	68	0	0	0	0	0	0	0	0	68
Don't know	8	0	0	0	0	0	5	0	0	0	0	0	0	0	0	5
No answer	9	0	0	0	0	0	37	0	0	0	0	0	0	0	0	37
Not applicable	IAP	13626	354	7542	353	5907	8889	2817	2765	2812	4510	2023	2044	1974	2538	58154

687. The following questions deal with possible daily spiritual experiences. To what extent can you say you experience the following:

HAND CARD EI

A. I feel God's presence.

[VAR: FEELGOD]

<u>RESPONSE</u>	<u>PUNCH</u>	<u>YEAR</u>														
		<u>1972-82</u>	<u>1982B</u>	<u>1983-87</u>	<u>1987B</u>	<u>1988-91</u>	<u>1993-98</u>	<u>2000</u>	<u>2002</u>	<u>2004</u>	<u>2006</u>	<u>2008</u>	<u>2010</u>	<u>2012</u>	<u>2014</u>	<u>ALL</u>
Many times a day	1	0	0	0	0	0	245	0	0	296	0	0	0	0	0	541
Every day	2	0	0	0	0	0	361	0	0	347	0	0	0	0	0	708
Most days	3	0	0	0	0	0	195	0	0	186	0	0	0	0	0	381
Some days	4	0	0	0	0	0	193	0	0	148	0	0	0	0	0	341
Once in a while	5	0	0	0	0	0	237	0	0	166	0	0	0	0	0	403
Never or almost never	6	0	0	0	0	0	167	0	0	169	0	0	0	0	0	336
Don't know	8	0	0	0	0	0	18	0	0	9	0	0	0	0	0	27
No answer	9	0	0	0	0	0	29	0	0	19	0	0	0	0	0	48
Not applicable	IAP	13626	354	7542	353	5907	8889	2817	2765	1472	4510	2023	2044	1974	2538	56814

B. I find strength and comfort in my religion.

[VAR: RELCMFRT]

<u>RESPONSE</u>	<u>PUNCH</u>	<u>YEAR</u>														
		<u>1972-82</u>	<u>1982B</u>	<u>1983-87</u>	<u>1987B</u>	<u>1988-91</u>	<u>1993-98</u>	<u>2000</u>	<u>2002</u>	<u>2004</u>	<u>2006</u>	<u>2008</u>	<u>2010</u>	<u>2012</u>	<u>2014</u>	<u>ALL</u>
Many times a day	1	0	0	0	0	0	226	0	0	0	0	0	0	0	0	226
Every day	2	0	0	0	0	0	362	0	0	0	0	0	0	0	0	362
Most days	3	0	0	0	0	0	243	0	0	0	0	0	0	0	0	243
Some days	4	0	0	0	0	0	193	0	0	0	0	0	0	0	0	193
Once in a while	5	0	0	0	0	0	179	0	0	0	0	0	0	0	0	179
Never or almost never	6	0	0	0	0	0	193	0	0	0	0	0	0	0	0	193
Don't know	8	0	0	0	0	0	19	0	0	0	0	0	0	0	0	19
No answer	9	0	0	0	0	0	30	0	0	0	0	0	0	0	0	30
Not applicable	IAP	13626	354	7542	353	5907	8889	2817	2765	2812	4510	2023	2044	1974	2538	58154

C. I feel deep inner peace or harmony.

[VAR: HARMONY]

<u>RESPONSE</u>	<u>PUNCH</u>	<u>YEAR</u>														
		<u>1972-82</u>	<u>1982B</u>	<u>1983-87</u>	<u>1987B</u>	<u>1988-91</u>	<u>1993-98</u>	<u>2000</u>	<u>2002</u>	<u>2004</u>	<u>2006</u>	<u>2008</u>	<u>2010</u>	<u>2012</u>	<u>2014</u>	<u>ALL</u>
Many times a day	1	0	0	0	0	0	163	0	0	194	0	0	0	0	0	357
Every day	2	0	0	0	0	0	269	0	0	325	0	0	0	0	0	594
Most days	3	0	0	0	0	0	392	0	0	347	0	0	0	0	0	739
Some days	4	0	0	0	0	0	283	0	0	225	0	0	0	0	0	508
Once in a while	5	0	0	0	0	0	204	0	0	136	0	0	0	0	0	340
Never or almost never	6	0	0	0	0	0	89	0	0	94	0	0	0	0	0	183
Don't know	8	0	0	0	0	0	14	0	0	4	0	0	0	0	0	18
No answer	9	0	0	0	0	0	31	0	0	15	0	0	0	0	0	46
Not applicable	IAP	13626	354	7542	353	5907	8889	2817	2765	1472	4510	2023	2044	1974	2538	56814

D. I desire to be closer to or in union with God.

[VAR: UNIONGOD]

<u>RESPONSE</u>	<u>PUNCH</u>	<u>YEAR</u>														
		<u>1972-82</u>	<u>1982B</u>	<u>1983-87</u>	<u>1987B</u>	<u>1988-91</u>	<u>1993-98</u>	<u>2000</u>	<u>2002</u>	<u>2004</u>	<u>2006</u>	<u>2008</u>	<u>2010</u>	<u>2012</u>	<u>2014</u>	<u>ALL</u>
Many times a day	1	0	0	0	0	0	230	0	0	0	0	0	0	0	0	230
Every day	2	0	0	0	0	0	387	0	0	0	0	0	0	0	0	387
Most days	3	0	0	0	0	0	227	0	0	0	0	0	0	0	0	227
Some days	4	0	0	0	0	0	204	0	0	0	0	0	0	0	0	204
Once in a while	5	0	0	0	0	0	182	0	0	0	0	0	0	0	0	182
Never or almost never	6	0	0	0	0	0	158	0	0	0	0	0	0	0	0	158
Don't know	8	0	0	0	0	0	22	0	0	0	0	0	0	0	0	22
No answer	9	0	0	0	0	0	35	0	0	0	0	0	0	0	0	35
Not applicable	IAP	13626	354	7542	353	5907	8889	2817	2765	2812	4510	2023	2044	1974	2538	58154

E. I feel God's love for me, directly or through others.

[VAR: GODLOVE]

<u>RESPONSE</u>	<u>PUNCH</u>	<u>YEAR</u>														
		<u>1972-82</u>	<u>1982B</u>	<u>1983-87</u>	<u>1987B</u>	<u>1988-91</u>	<u>1993-98</u>	<u>2000</u>	<u>2002</u>	<u>2004</u>	<u>2006</u>	<u>2008</u>	<u>2010</u>	<u>2012</u>	<u>2014</u>	<u>ALL</u>
Many times a day	1	0	0	0	0	0	237	0	0	0	0	0	0	0	0	237
Every day	2	0	0	0	0	0	372	0	0	0	0	0	0	0	0	372
Most days	3	0	0	0	0	0	246	0	0	0	0	0	0	0	0	246
Some days	4	0	0	0	0	0	210	0	0	0	0	0	0	0	0	210
Once in a while	5	0	0	0	0	0	182	0	0	0	0	0	0	0	0	182
Never or almost never	6	0	0	0	0	0	143	0	0	0	0	0	0	0	0	143
Don't know	8	0	0	0	0	0	21	0	0	0	0	0	0	0	0	21
No answer	9	0	0	0	0	0	34	0	0	0	0	0	0	0	0	34
Not applicable	IAP	13626	354	7542	353	5907	8889	2817	2765	2812	4510	2023	2044	1974	2538	58154

F. I am spiritually touched by the beauty of creation.

[VAR: BEAUSPRT]

<u>RESPONSE</u>	<u>PUNCH</u>	<u>YEAR</u>														
		<u>1972-82</u>	<u>1982B</u>	<u>1983-87</u>	<u>1987B</u>	<u>1988-91</u>	<u>1993-98</u>	<u>2000</u>	<u>2002</u>	<u>2004</u>	<u>2006</u>	<u>2008</u>	<u>2010</u>	<u>2012</u>	<u>2014</u>	<u>ALL</u>
Many times a day	1	0	0	0	0	0	357	0	0	287	0	0	0	0	0	644
Every day	2	0	0	0	0	0	401	0	0	441	0	0	0	0	0	842
Most days	3	0	0	0	0	0	245	0	0	244	0	0	0	0	0	489
Some days	4	0	0	0	0	0	176	0	0	166	0	0	0	0	0	342
Once in a while	5	0	0	0	0	0	135	0	0	97	0	0	0	0	0	232
Never or almost never	6	0	0	0	0	0	86	0	0	82	0	0	0	0	0	168
Don't know	8	0	0	0	0	0	13	0	0	7	0	0	0	0	0	20
No answer	9	0	0	0	0	0	32	0	0	16	0	0	0	0	0	48
Not applicable	IAP	13626	354	7542	353	5907	8889	2817	2765	1472	4510	2023	2044	1974	2538	56814

REMARKS: Hand Card EI contained responses 1-6.

688. In the past 30 days, about how often did you feel:

HAND CARD EJ

A. So sad nothing could cheer you up.

[VAR: NOCHEER]

<u>RESPONSE</u>	<u>PUNCH</u>	<u>YEAR</u>														
		<u>1972-82</u>	<u>1982B</u>	<u>1983-87</u>	<u>1987B</u>	<u>1988-91</u>	<u>1993-98</u>	<u>2000</u>	<u>2002</u>	<u>2004</u>	<u>2006</u>	<u>2008</u>	<u>2010</u>	<u>2012</u>	<u>2014</u>	<u>ALL</u>
All of the time	1	0	0	0	0	0	22	0	0	0	0	0	0	0	0	22
Most of the time	2	0	0	0	0	0	68	0	0	0	0	0	0	0	0	68
Some of the time	3	0	0	0	0	0	242	0	0	0	0	0	0	0	0	242
A little of the time	4	0	0	0	0	0	412	0	0	0	0	0	0	0	0	412
None of the time	5	0	0	0	0	0	686	0	0	0	0	0	0	0	0	686
Don't know	8	0	0	0	0	0	2	0	0	0	0	0	0	0	0	2
No answer	9	0	0	0	0	0	13	0	0	0	0	0	0	0	0	13
Not applicable	IAP	13626	354	7542	353	5907	8889	2817	2765	2812	4510	2023	2044	1974	2538	58154

B. Nervous.

[VAR: NERVOUS]

<u>RESPONSE</u>	<u>PUNCH</u>	<u>YEAR</u>														
		<u>1972-82</u>	<u>1982B</u>	<u>1983-87</u>	<u>1987B</u>	<u>1988-91</u>	<u>1993-98</u>	<u>2000</u>	<u>2002</u>	<u>2004</u>	<u>2006</u>	<u>2008</u>	<u>2010</u>	<u>2012</u>	<u>2014</u>	<u>ALL</u>
All of the time	1	0	0	0	0	0	44	0	0	0	0	0	0	0	44	
Most of the time	2	0	0	0	0	0	92	0	0	0	0	0	0	0	92	
Some of the time	3	0	0	0	0	0	390	0	0	0	0	0	0	0	390	
A little of the time	4	0	0	0	0	0	464	0	0	0	0	0	0	0	464	
None of the time	5	0	0	0	0	0	439	0	0	0	0	0	0	0	439	
Don't know	8	0	0	0	0	0	4	0	0	0	0	0	0	0	4	
No answer	9	0	0	0	0	0	12	0	0	0	0	0	0	0	12	
Not applicable	IAP	13626	354	7542	353	5907	8889	2817	2765	2812	4510	2023	2044	1974	2538	58154

C. Restless or fidgety.

[VAR: FIDGETY]

<u>RESPONSE</u>	<u>PUNCH</u>	<u>YEAR</u>														
		<u>1972-82</u>	<u>1982B</u>	<u>1983-87</u>	<u>1987B</u>	<u>1988-91</u>	<u>1993-98</u>	<u>2000</u>	<u>2002</u>	<u>2004</u>	<u>2006</u>	<u>2008</u>	<u>2010</u>	<u>2012</u>	<u>2014</u>	<u>ALL</u>
All of the time	1	0	0	0	0	0	52	0	0	0	0	0	0	0	52	
Most of the time	2	0	0	0	0	0	132	0	0	0	0	0	0	0	132	
Some of the time	3	0	0	0	0	0	412	0	0	0	0	0	0	0	412	
A little of the time	4	0	0	0	0	0	431	0	0	0	0	0	0	0	431	
None of the time	5	0	0	0	0	0	397	0	0	0	0	0	0	0	397	
Don't know	8	0	0	0	0	0	5	0	0	0	0	0	0	0	5	
No answer	9	0	0	0	0	0	16	0	0	0	0	0	0	0	16	
Not applicable	IAP	13626	354	7542	353	5907	8889	2817	2765	2812	4510	2023	2044	1974	2538	58154

D. Hopeless.

[VAR: HOPELESS]

<u>RESPONSE</u>	<u>PUNCH</u>	<u>YEAR</u>														
		<u>1972-82</u>	<u>1982B</u>	<u>1983-87</u>	<u>1987B</u>	<u>1988-91</u>	<u>1993-98</u>	<u>2000</u>	<u>2002</u>	<u>2004</u>	<u>2006</u>	<u>2008</u>	<u>2010</u>	<u>2012</u>	<u>2014</u>	<u>ALL</u>
All of the time	1	0	0	0	0	0	18	0	0	0	0	0	0	0	18	
Most of the time	2	0	0	0	0	0	43	0	0	0	0	0	0	0	43	
Some of the time	3	0	0	0	0	0	128	0	0	0	0	0	0	0	128	
A little of the time	4	0	0	0	0	0	194	0	0	0	0	0	0	0	194	
None of the time	5	0	0	0	0	0	1041	0	0	0	0	0	0	0	1041	
Don't know	8	0	0	0	0	0	5	0	0	0	0	0	0	0	5	
No answer	9	0	0	0	0	0	16	0	0	0	0	0	0	0	16	
Not applicable	IAP	13626	354	7542	353	5907	8889	2817	2765	2812	4510	2023	2044	1974	2538	58154

E. That everything was an effort.

[VAR: EFFORT]

<u>RESPONSE</u>	<u>PUNCH</u>	<u>YEAR</u>														
		<u>1972-82</u>	<u>1982B</u>	<u>1983-87</u>	<u>1987B</u>	<u>1988-91</u>	<u>1993-98</u>	<u>2000</u>	<u>2002</u>	<u>2004</u>	<u>2006</u>	<u>2008</u>	<u>2010</u>	<u>2012</u>	<u>2014</u>	<u>ALL</u>
All of the time	1	0	0	0	0	0	65	0	0	0	0	0	0	0	65	
Most of the time	2	0	0	0	0	0	121	0	0	0	0	0	0	0	121	
Some of the time	3	0	0	0	0	0	324	0	0	0	0	0	0	0	324	
A little of the time	4	0	0	0	0	0	433	0	0	0	0	0	0	0	433	
None of the time	5	0	0	0	0	0	479	0	0	0	0	0	0	0	479	
Don't know	8	0	0	0	0	0	6	0	0	0	0	0	0	0	6	
No answer	9	0	0	0	0	0	17	0	0	0	0	0	0	0	17	
Not applicable	IAP	13626	354	7542	353	5907	8889	2817	2765	2812	4510	2023	2044	1974	2538	58154

F. Worthless.

[VAR: WORTHLESS]

<u>RESPONSE</u>	<u>PUNCH</u>	<u>YEAR</u>														
		<u>1972-82</u>	<u>1982B</u>	<u>1983-87</u>	<u>1987B</u>	<u>1988-91</u>	<u>1993-98</u>	<u>2000</u>	<u>2002</u>	<u>2004</u>	<u>2006</u>	<u>2008</u>	<u>2010</u>	<u>2012</u>	<u>2014</u>	<u>ALL</u>
All of the time	1	0	0	0	0	0	19	0	0	0	0	0	0	0	19	
Most of the time	2	0	0	0	0	0	37	0	0	0	0	0	0	0	37	
Some of the time	3	0	0	0	0	0	103	0	0	0	0	0	0	0	103	
A little of the time	4	0	0	0	0	0	162	0	0	0	0	0	0	0	162	
None of the time	5	0	0	0	0	0	1103	0	0	0	0	0	0	0	1103	
Don't know	8	0	0	0	0	0	6	0	0	0	0	0	0	0	6	
No answer	9	0	0	0	0	0	15	0	0	0	0	0	0	0	15	
Not applicable	IAP	13626	354	7542	353	5907	8889	2817	2765	2812	4510	2023	2044	1974	2538	58154

REMARKS: Hand Card EJ contained response options 1-5.

689. To what extent do you consider yourself a religious person? Are you . . .

[VAR: RELPERSN]

<u>RESPONSE</u>	<u>PUNCH</u>	<u>YEAR</u>														
		<u>1972-82</u>	<u>1982B</u>	<u>1983-87</u>	<u>1987B</u>	<u>1988-91</u>	<u>1993-98</u>	<u>2000</u>	<u>2002</u>	<u>2004</u>	<u>2006</u>	<u>2008</u>	<u>2010</u>	<u>2012</u>	<u>2014</u>	<u>ALL</u>
Very religious	1	0	0	0	0	0	268	0	0	0	572	374	343	360	434	2351
Moderately religious	2	0	0	0	0	0	606	0	0	0	1285	843	842	784	958	5318
Slightly religious	3	0	0	0	0	0	335	0	0	0	669	466	470	426	609	2975
Not religious at all	4	0	0	0	0	0	218	0	0	0	444	317	375	382	519	2255
Don't know	8	0	0	0	0	0	2	0	0	0	12	11	6	11	6	48
No answer	9	0	0	0	0	0	16	0	0	0	10	12	8	11	12	69
Not applicable	IAP	13626	354	7542	353	5907	8889	2817	2765	2812	1518	0	0	0	0	46583

690. To what extent do you consider yourself a spiritual person? Are you . . .

[VAR: SPRTPRSN]

<u>RESPONSE</u>	<u>PUNCH</u>	<u>YEAR</u>														
		<u>1972-82</u>	<u>1982B</u>	<u>1983-87</u>	<u>1987B</u>	<u>1988-91</u>	<u>1993-98</u>	<u>2000</u>	<u>2002</u>	<u>2004</u>	<u>2006</u>	<u>2008</u>	<u>2010</u>	<u>2012</u>	<u>2014</u>	<u>ALL</u>
Very spiritual	1	0	0	0	0	0	314	0	0	0	877	549	583	583	735	3641
Moderately spiritual	2	0	0	0	0	0	571	0	0	0	1216	817	787	731	935	5057
Slightly spiritual	3	0	0	0	0	0	366	0	0	0	595	429	433	412	578	2813
Not spiritual at all	4	0	0	0	0	0	171	0	0	0	266	196	219	203	268	1323
Don't know	8	0	0	0	0	0	5	0	0	0	29	22	15	34	12	117
No answer	9	0	0	0	0	0	18	0	0	0	9	10	7	11	10	65
Not applicable	IAP	13626	354	7542	353	5907	8889	2817	2765	2812	1518	0	0	0	0	46583

691. Did you ever have a religious or spiritual experience that changed your life?

[VAR: RELEXP]

<u>RESPONSE</u>	<u>PUNCH</u>	<u>YEAR</u>														
		<u>1972-82</u>	<u>1982B</u>	<u>1983-87</u>	<u>1987B</u>	<u>1988-91</u>	<u>1993-98</u>	<u>2000</u>	<u>2002</u>	<u>2004</u>	<u>2006</u>	<u>2008</u>	<u>2010</u>	<u>2012</u>	<u>2014</u>	<u>ALL</u>
Yes	1	0	0	0	0	0	557	0	0	477	1237	869	836	0	0	3976
No	2	0	0	0	0	0	867	0	0	848	1730	1135	1188	0	0	5768
Don't know	8	0	0	0	0	0	5	0	0	4	18	12	11	0	0	50
No answer	9	0	0	0	0	0	16	0	0	11	7	7	9	0	0	50
Not applicable	IAP	13626	354	7542	353	5907	8889	2817	2765	1472	1518	0	0	1974	2538	49755

692. Earlier we talked about problems in this country, and whether we are spending too much money on them, too little money, or about the right amount. I have one more problem to ask you about: the arts . . . are we spending too much, too little, or about the right amount on that?

[VAR: NATARTS]

<u>RESPONSE</u>	<u>PUNCH</u>	<u>YEAR</u>														
		<u>1972-82</u>	<u>1982B</u>	<u>1983-87</u>	<u>1987B</u>	<u>1988-91</u>	<u>1993-98</u>	<u>2000</u>	<u>2002</u>	<u>2004</u>	<u>2006</u>	<u>2008</u>	<u>2010</u>	<u>2012</u>	<u>2014</u>	<u>ALL</u>
Too little	1	0	0	0	0	0	303	0	0	0	0	0	0	0	0	303
About the right amount	2	0	0	0	0	0	631	0	0	0	0	0	0	0	0	631
Too much	3	0	0	0	0	0	269	0	0	0	0	0	0	0	0	269
Don't know	8	0	0	0	0	0	229	0	0	0	0	0	0	0	0	229
No answer	9	0	0	0	0	0	13	0	0	0	0	0	0	0	0	13
Not applicable	IAP	13626	354	7542	353	5907	8889	2817	2765	2812	4510	2023	2044	1974	2538	58154

693. I'm going to read several statements. After I read each one, please tell me whether you strongly agree, agree, disagree, or strongly disagree with it. For example . . .

A. Through such things as art and music, we come closer to God.

[VAR: ARTGOD]

<u>RESPONSE</u>	<u>PUNCH</u>	<u>YEAR</u>														
		<u>1972-82</u>	<u>1982B</u>	<u>1983-87</u>	<u>1987B</u>	<u>1988-91</u>	<u>1993-98</u>	<u>2000</u>	<u>2002</u>	<u>2004</u>	<u>2006</u>	<u>2008</u>	<u>2010</u>	<u>2012</u>	<u>2014</u>	<u>ALL</u>
Strongly agree	1	0	0	0	0	0	161	0	0	0	0	0	0	0	0	161
Agree	2	0	0	0	0	0	741	0	0	0	0	0	0	0	0	741
Disagree	3	0	0	0	0	0	311	0	0	0	0	0	0	0	0	311
Strongly disagree	4	0	0	0	0	0	80	0	0	0	0	0	0	0	0	80
Don't know	8	0	0	0	0	0	134	0	0	0	0	0	0	0	0	134
No answer	9	0	0	0	0	0	18	0	0	0	0	0	0	0	0	18
Not applicable	IAP	13626	354	7542	353	5907	8889	2817	2765	2812	4510	2023	2044	1974	2538	58154

B. Artists and performers who are truly excellent will be able to support themselves by selling artworks or tickets to performances.

[VAR: ARTISTS]

<u>RESPONSE</u>	<u>PUNCH</u>	<u>YEAR</u>														
		<u>1972-82</u>	<u>1982B</u>	<u>1983-87</u>	<u>1987B</u>	<u>1988-91</u>	<u>1993-98</u>	<u>2000</u>	<u>2002</u>	<u>2004</u>	<u>2006</u>	<u>2008</u>	<u>2010</u>	<u>2012</u>	<u>2014</u>	<u>ALL</u>
Strongly agree	1	0	0	0	0	0	108	0	0	0	0	0	0	0	0	108
Agree	2	0	0	0	0	0	697	0	0	0	0	0	0	0	0	697
Disagree	3	0	0	0	0	0	385	0	0	0	0	0	0	0	0	385
Strongly disagree	4	0	0	0	0	0	68	0	0	0	0	0	0	0	0	68
Don't know	8	0	0	0	0	0	174	0	0	0	0	0	0	0	0	174
No answer	9	0	0	0	0	0	13	0	0	0	0	0	0	0	0	13
Not applicable	IAP	13626	354	7542	353	5907	8889	2817	2765	2812	4510	2023	2044	1974	2538	58154

694. Consider an artist--like a painter, sculptor, or photographer--whose art works mock or demean religions or religious figures. If such a person wanted to exhibit these works in your community, should the exhibit be allowed, or not?

[VAR: IRRELART]

<u>RESPONSE</u>	<u>PUNCH</u>	<u>YEAR</u>														
		<u>1972-82</u>	<u>1982B</u>	<u>1983-87</u>	<u>1987B</u>	<u>1988-91</u>	<u>1993-98</u>	<u>2000</u>	<u>2002</u>	<u>2004</u>	<u>2006</u>	<u>2008</u>	<u>2010</u>	<u>2012</u>	<u>2014</u>	<u>ALL</u>
Yes . (ASK IRRELOFF)	1	0	0	0	0	0	779	0	0	0	0	0	0	0	0	779
No	2	0	0	0	0	0	638	0	0	0	0	0	0	0	0	638
Don't know	8	0	0	0	0	0	15	0	0	0	0	0	0	0	0	15
No answer	9	0	0	0	0	0	13	0	0	0	0	0	0	0	0	13
Not applicable	IAP	13626	354	7542	353	5907	8889	2817	2765	2812	4510	2023	2044	1974	2538	58154

IF YES, ASK IRRELOFF:

- A. Would you, personally, be offended by an exhibit of such artworks or would you not be offended?

[VAR: IRRELOFF]

<u>RESPONSE</u>	<u>PUNCH</u>	<u>YEAR</u>														
		<u>1972-82</u>	<u>1982B</u>	<u>1983-87</u>	<u>1987B</u>	<u>1988-91</u>	<u>1993-98</u>	<u>2000</u>	<u>2002</u>	<u>2004</u>	<u>2006</u>	<u>2008</u>	<u>2010</u>	<u>2012</u>	<u>2014</u>	<u>ALL</u>
Offended	1	0	0	0	0	0	316	0	0	0	0	0	0	0	0	316
Not offended	2	0	0	0	0	0	444	0	0	0	0	0	0	0	0	444
Don't know	8	0	0	0	0	0	10	0	0	0	0	0	0	0	0	10
No answer	9	0	0	0	0	0	22	0	0	0	0	0	0	0	0	22
Not applicable (punch 2, 8 or IAP on IRRELART)	IAP	13626	354	7542	353	5907	9542	2817	2765	2812	4510	2023	2044	1974	2538	58807

695. I'm going to read two statements about what works of art should do. Please tell me which statement is closest to your opinion.

[VAR: AIMOFART]

<u>RESPONSE</u>	<u>PUNCH</u>	<u>YEAR</u>														
		<u>1972-82</u>	<u>1982B</u>	<u>1983-87</u>	<u>1987B</u>	<u>1988-91</u>	<u>1993-98</u>	<u>2000</u>	<u>2002</u>	<u>2004</u>	<u>2006</u>	<u>2008</u>	<u>2010</u>	<u>2012</u>	<u>2014</u>	<u>ALL</u>
Art works should celebrate what is most beautiful about the world and the human spirit	1	0	0	0	0	0	538	0	0	0	0	0	0	0	0	538
Art works should freely express the artist's deepest thoughts and emotions, good or bad	2	0	0	0	0	0	851	0	0	0	0	0	0	0	0	851
Don't know	8	0	0	0	0	0	23	0	0	0	0	0	0	0	0	23
No answer	9	0	0	0	0	0	33	0	0	0	0	0	0	0	0	33
Not applicable	IAP	13626	354	7542	353	5907	8889	2817	2765	2812	4510	2023	2044	1974	2538	58154

696. Next I'd like to ask about some leisure or recreational activities that people do during their free time. As I read each activity, can you tell me if it is something you have done in the past twelve months?

A. Read novels, short stories, poems, or plays, other than those required by work or school.

[VAR: READFICT]

<u>RESPONSE</u>	<u>PUNCH</u>	<u>YEAR</u>														
		<u>1972-82</u>	<u>1982B</u>	<u>1983-87</u>	<u>1987B</u>	<u>1988-91</u>	<u>1993-98</u>	<u>2000</u>	<u>2002</u>	<u>2004</u>	<u>2006</u>	<u>2008</u>	<u>2010</u>	<u>2012</u>	<u>2014</u>	<u>ALL</u>
Yes	1	0	0	0	0	0	968	0	987	0	0	0	0	0	0	1955
No	2	0	0	0	0	0	466	0	371	0	0	0	0	0	0	837
Don't know	8	0	0	0	0	0	0	0	8	0	0	0	0	0	0	8
No answer	9	0	0	0	0	0	11	0	6	0	0	0	0	0	0	17
Not applicable	IAP	13626	354	7542	353	5907	8889	2817	1393	2812	4510	2023	2044	1974	2538	56782

B. Go to a live performance of popular music like rock, country, or rap, not including school performances.

[VAR: POPMUSIC]

<u>RESPONSE</u>	<u>PUNCH</u>	<u>YEAR</u>														
		<u>1972-82</u>	<u>1982B</u>	<u>1983-87</u>	<u>1987B</u>	<u>1988-91</u>	<u>1993-98</u>	<u>2000</u>	<u>2002</u>	<u>2004</u>	<u>2006</u>	<u>2008</u>	<u>2010</u>	<u>2012</u>	<u>2014</u>	<u>ALL</u>
Yes	1	0	0	0	0	0	551	0	580	0	0	0	0	0	0	1131
No	2	0	0	0	0	0	884	0	778	0	0	0	0	0	0	1662
Don't know	8	0	0	0	0	0	0	0	8	0	0	0	0	0	0	8
No answer	9	0	0	0	0	0	10	0	6	0	0	0	0	0	0	16
Not applicable	IAP	13626	354	7542	353	5907	8889	2817	1393	2812	4510	2023	2044	1974	2538	56782

C. Go to a live performance of a non-musical stage play, not including school performances.

[VAR: DRAMA]

<u>RESPONSE</u>	<u>PUNCH</u>	<u>YEAR</u>														
		<u>1972-82</u>	<u>1982B</u>	<u>1983-87</u>	<u>1987B</u>	<u>1988-91</u>	<u>1993-98</u>	<u>2000</u>	<u>2002</u>	<u>2004</u>	<u>2006</u>	<u>2008</u>	<u>2010</u>	<u>2012</u>	<u>2014</u>	<u>ALL</u>
Yes	1	0	0	0	0	0	339	0	776	0	0	0	0	0	0	1115
No	2	0	0	0	0	0	1095	0	1962	0	0	0	0	0	0	3057
Don't know	8	0	0	0	0	0	1	0	15	0	0	0	0	0	0	16
No answer	9	0	0	0	0	0	10	0	12	0	0	0	0	0	0	22
Not applicable	IAP	13626	354	7542	353	5907	8889	2817	0	2812	4510	2023	2044	1974	2538	55389

REMARKS: In 2002, these questions were asked as part of the GSS Topical Module on Culture. See ATTSPRTS-PLYMUSIC.

**IF R ATTENDS RELIGIOUS SERVICES AT LEAST ONCE A YEAR (ATTEND EQUALS 2-8), ASK RELART.
IF R ATTENDS RELIGIOUS SERVICES LESS THAN ONCE A YEAR (ATTEND EQUALS 0-1), GO TO VOLARTS.**

697. Within the past twelve months, have you had any experiences with the arts at your place of worship? I mean activities like viewing performances or exhibits, singing in a choir, or playing an instrument.

[VAR: RELART]

RESPONSE	PUNCH	YEAR														
		1972-82	1982B	1983-87	1987B	1988-91	1993-98	2000	2002	2004	2006	2008	2010	2012	2014	ALL
Yes	1	0	0	0	0	0	313	0	0	0	0	0	0	0	0	313
No	2	0	0	0	0	0	643	0	0	0	0	0	0	0	0	643
Don't know	8	0	0	0	0	0	0	0	0	0	0	0	0	0	0	0
No answer	9	0	0	0	0	0	79	0	0	0	0	0	0	0	0	79
Not applicable (Punch 0 or 1 on ATTEND)	IAP	13626	354	7542	353	5907	9299	2817	2765	2812	4510	2023	2044	1974	2538	58564

698. Last year, did you do any volunteer work for organizations involved in the arts, culture, or the humanities?

[VAR: VOLARTS]

RESPONSE	PUNCH	YEAR														
		1972-82	1982B	1983-87	1987B	1988-91	1993-98	2000	2002	2004	2006	2008	2010	2012	2014	ALL
Yes	1	0	0	0	0	0	226	0	0	0	0	0	0	0	0	226
No	2	0	0	0	0	0	1190	0	0	0	0	0	0	0	0	1190
Don't know	8	0	0	0	0	0	1	0	0	0	0	0	0	0	0	1
No answer	9	0	0	0	0	0	28	0	0	0	0	0	0	0	0	28
Not applicable	IAP	13626	354	7542	353	5907	8889	2817	2765	2812	4510	2023	2044	1974	2538	58154

699. If arts organizations -- such as art museums, dance, operas, theater groups and symphony orchestras -- need financial assistance to operate, do you feel that the federal government should provide assistance or not?

[VAR: NATLART]

RESPONSE	PUNCH	YEAR														
		1972-82	1982B	1983-87	1987B	1988-91	1993-98	2000	2002	2004	2006	2008	2010	2012	2014	ALL
Yes	1	0	0	0	0	0	639	0	0	0	0	0	0	0	0	639
No	2	0	0	0	0	0	639	0	0	0	0	0	0	0	0	639
Don't know	8	0	0	0	0	0	150	0	0	0	0	0	0	0	0	150
No answer	9	0	0	0	0	0	17	0	0	0	0	0	0	0	0	17
Not applicable	IAP	13626	354	7542	353	5907	8889	2817	2765	2812	4510	2023	2044	1974	2538	58154

A. What about state government? Do you feel that it should provide financial assistance to arts organizations?

[VAR: STATEART]

<u>RESPONSE</u>	<u>PUNCH</u>	<u>YEAR</u>														
		<u>1972-82</u>	<u>1982B</u>	<u>1983-87</u>	<u>1987B</u>	<u>1988-91</u>	<u>1993-98</u>	<u>2000</u>	<u>2002</u>	<u>2004</u>	<u>2006</u>	<u>2008</u>	<u>2010</u>	<u>2012</u>	<u>2014</u>	<u>ALL</u>
Yes	1	0	0	0	0	0	769	0	0	0	0	0	0	0	0	769
No	2	0	0	0	0	0	502	0	0	0	0	0	0	0	0	502
Don't know	8	0	0	0	0	0	156	0	0	0	0	0	0	0	0	156
No answer	9	0	0	0	0	0	18	0	0	0	0	0	0	0	0	18
Not applicable	IAP	13626	354	7542	353	5907	8889	2817	2765	2812	4510	2023	2044	1974	2538	58154

B. How about municipal or county governments? Should these governments assist arts organizations financially?

[VAR: LOCALART]

<u>RESPONSE</u>	<u>PUNCH</u>	<u>YEAR</u>														
		<u>1972-82</u>	<u>1982B</u>	<u>1983-87</u>	<u>1987B</u>	<u>1988-91</u>	<u>1993-98</u>	<u>2000</u>	<u>2002</u>	<u>2004</u>	<u>2006</u>	<u>2008</u>	<u>2010</u>	<u>2012</u>	<u>2014</u>	<u>ALL</u>
Yes	1	0	0	0	0	0	786	0	0	0	0	0	0	0	0	786
No	2	0	0	0	0	0	487	0	0	0	0	0	0	0	0	487
Don't know	8	0	0	0	0	0	154	0	0	0	0	0	0	0	0	154
No answer	9	0	0	0	0	0	18	0	0	0	0	0	0	0	0	18
Not applicable	IAP	13626	354	7542	353	5907	8889	2817	2765	2812	4510	2023	2044	1974	2538	58154

**The 1998 Topical Module: Jobs
(OCCYRS-YEARLY)**

ADMINISTER MODULE IF: (1) FORM EQUALS X; AND

(2) R ANSWERED 1 OR 2 ON WRKSTAT, THAT IS, R WORKED FULL-TIME OR PART-TIME LAST WEEK

700. How long have you been doing the kind of work you did last week (OCCUPATION DESCRIBED IN OCC)? That is, at least how many years in your occupation? Please include all previous jobs of the same kind.

[VAR: OCCYRS]

<u>RESPONSE</u>	<u>PUNCH</u>	<u>YEAR</u>														
		<u>1972-82</u>	<u>1982B</u>	<u>1983-87</u>	<u>1987B</u>	<u>1988-91</u>	<u>1993-98</u>	<u>2000</u>	<u>2002</u>	<u>2004</u>	<u>2006</u>	<u>2008</u>	<u>2010</u>	<u>2012</u>	<u>2014</u>	<u>ALL</u>
Less than one year	0	0	0	0	0	0	131	0	0	0	0	0	0	0	0	131
Two years or less (1-2 years)	1-2	0	0	0	0	0	190	0	0	0	0	0	0	0	0	190
Four years or less (3-4 years)	3-4	0	0	0	0	0	168	0	0	0	0	0	0	0	0	168
Nine years or less (5-9 years)	5-9	0	0	0	0	0	277	0	0	0	0	0	0	0	0	277
Nineteen years or less (10-19 years)	10-14	0	0	0	0	0	329	0	0	0	0	0	0	0	0	329
29 years or less (20-29 years)	20-29	0	0	0	0	0	172	0	0	0	0	0	0	0	0	172
30 years or more	30+	0	0	0	0	0	82	0	0	0	0	0	0	0	0	82
Don't know	98	0	0	0	0	0	2	0	0	0	0	0	0	0	0	2
No answer	99	0	0	0	0	0	26	0	0	0	0	0	0	0	0	26
Not applicable (Form 2 and not 1-2 in WRKSTAT)	IAP	13626	354	7542	353	5907	8957	2817	2765	2812	4510	2023	2044	1974	2538	58222

**IF THE RESPONDENT IS A TEACHER, ENGINEER, SCIENTIST, MEDICAL PRACTITIONER, LAWYER, ACCOUNTANT,
PLEASE ENTER OPTION 1 (YES) FOR THE RESPONDENT WITHOUT ACTUALLY ASKING OCCTRAIN.**

701. A. Have you gone through any specialized training in school to obtain a vocational certificate, diploma, degree,
or license for this occupation?

[VAR: OCCTRAIN]

<u>RESPONSE</u>	<u>PUNCH</u>	<u>YEAR</u>														
		<u>1972-82</u>	<u>1982B</u>	<u>1983-87</u>	<u>1987B</u>	<u>1988-91</u>	<u>1993-98</u>	<u>2000</u>	<u>2002</u>	<u>2004</u>	<u>2006</u>	<u>2008</u>	<u>2010</u>	<u>2012</u>	<u>2014</u>	<u>ALL</u>
Yes	1	0	0	0	0	0	504	0	0	0	0	0	0	0	0	504
No (SKIP TO TYPEORG)	2	0	0	0	0	0	739	0	0	0	0	0	0	0	0	739
Don't know	8	0	0	0	0	0	0	0	0	0	0	0	0	0	0	0
No answer	9	0	0	0	0	0	134	0	0	0	0	0	0	0	0	134
Not applicable (Form 2 and not 1-2 in WRKSTAT)	IAP	13626	354	7542	353	5907	8957	2817	2765	2812	4510	2023	2044	1974	2538	58222

IF YES:

B. In total, how many years have you spent (on such specialized training in school)?

[VAR: TRAINSCH]

<u>RESPONSE</u>	<u>PUNCH</u>	<u>YEAR</u>														
		<u>1972-82</u>	<u>1982B</u>	<u>1983-87</u>	<u>1987B</u>	<u>1988-91</u>	<u>1993-98</u>	<u>2000</u>	<u>2002</u>	<u>2004</u>	<u>2006</u>	<u>2008</u>	<u>2010</u>	<u>2012</u>	<u>2014</u>	<u>ALL</u>
Less than one year	1	0	0	0	0	0	136	0	0	0	0	0	0	0	0	136
Two years or less (1-2 years)	2	0	0	0	0	0	150	0	0	0	0	0	0	0	0	150
Four years or less (3-4 years)	3	0	0	0	0	0	110	0	0	0	0	0	0	0	0	110
Six years or less (5-6 years)	4	0	0	0	0	0	50	0	0	0	0	0	0	0	0	50
Eight years or less (7-8 years)	5	0	0	0	0	0	19	0	0	0	0	0	0	0	0	19
Over eight years	6	0	0	0	0	0	29	0	0	0	0	0	0	0	0	29
Don't know	8	0	0	0	0	0	0	0	0	0	0	0	0	0	0	0
No answer	9	0	0	0	0	0	144	0	0	0	0	0	0	0	0	144
Not applicable	IAP	13626	354	7542	353	5907	9696	2817	2765	2812	4510	2023	2044	1974	2538	58961

THE RESPONDENT HAS TO DECIDE FOR ONESELF ROUGHLY HOW MANY YEARS OF SCHOOLING HAVE BEEN DEVOTED TO SPECIALIZED TRAINING FOR ONE'S CURRENT OCCUPATION. FOR A TYPICAL COLLEGE GRADUATE, TWO YEARS HAVE BEEN DEVOTED TO GENERAL EDUCATION AND THUS NO MORE THAN TWO YEARS WOULD BE SPECIALIZED TRAINING FOR ONE'S CURRENT OCCUPATION. A CORPORATE MANAGER WHO MAJORED IN BUSINESS ADMINISTRATION IN COLLEGE AND SPENT TWO YEARS FOR AN MBA WOULD GIVE "FOUR YEARS OR LESS" AS THE ANSWER TO TRAINSCH.

702. I would like to ask you a few questions about the place you worked full or part time last week. Is the place part of a larger organization or is it completely independent in finance and personnel?

[VAR: TYPEORG]

<u>RESPONSE</u>	<u>PUNCH</u>	<u>YEAR</u>														
		<u>1972-82</u>	<u>1982B</u>	<u>1983-87</u>	<u>1987B</u>	<u>1988-91</u>	<u>1993-98</u>	<u>2000</u>	<u>2002</u>	<u>2004</u>	<u>2006</u>	<u>2008</u>	<u>2010</u>	<u>2012</u>	<u>2014</u>	<u>ALL</u>
Part of a larger organization	1	0	0	0	0	0	735	0	0	0	0	0	0	0	0	735
Completely independent (SKIP TO GENDERWK)	2	0	0	0	0	0	598	0	0	0	0	0	0	0	0	598
Not sure	8	0	0	0	0	0	21	0	0	0	0	0	0	0	0	21
No answer	9	0	0	0	0	0	23	0	0	0	0	0	0	0	0	23
Not applicable (Form 2 and not 1-2 in WKRSTAT)	IAP	13626	354	7542	353	5907	8957	2817	2765	2812	4510	2023	2044	1974	2538	58222

INSTRUCTION:

(1) If the respondent is a consultant employed by a consulting firm, the place refers to an office of the consulting firm rather than the office of a client. If the respondent is a civil servant at a local, state, or the federal government, the place is a departmental level agency (e.g. department of education, department of labor), not the entire government.

(2) The main relevant criterion for the answer is whether the work place of the respondent is just one location or a multi-location organization. If the respondent is not sure, simply record "8" as the answer. For our purposes, however, there are two special cases that can be dealt with unambiguously.

(a) If OCC suggests that a respondent is a government employee:

--The interviewer should record "part of a larger organization" (option 1) as the answer without asking the respondent.

--Moreover, substitute "other departments or agencies of the government" for "other parts of the larger organization" in subsequent questions.

--On the relationship between the respondent's work place and the larger organization (PARTORG), the answer should be recorded as "a government agency" (option 3) without asking the respondent.

(b) Similarly, if OCC indicates that a respondent is a public school teacher:

--The interviewer should record "part of a larger organization" (option 1) as the answer without asking the respondent.

--In subsequent questions, please change the wording accordingly. For instance, the interviewer should substitute "other schools of the school system" for "other parts of the larger organization."

--On the relationship between the respondent's work place and the larger organization (PARTORG), the answer should be recorded as "part of a school system" (option 4) without asking the respondent.

IF PART OF AN ORGANIZATION:

703. A. Have you ever worked full time at other parts (locations/schools/government departments or agencies) of the larger organization?

[VAR: WRKOTH]

RESPONSE	PUNCH	YEAR														
		1972-82	1982B	1983-87	1987B	1988-91	1993-98	2000	2002	2004	2006	2008	2010	2012	2014	ALL
Yes	1	0	0	0	0	0	189	0	0	0	0	0	0	0	0	189
No (SKIP TO PARTORG)	2	0	0	0	0	0	540	0	0	0	0	0	0	0	0	540
Don't know	8	0	0	0	0	0	0	0	0	0	0	0	0	0	0	0
No answer	9	0	0	0	0	0	29	0	0	0	0	0	0	0	0	29
Not applicable (Form 2 and not 1-2 in WKRSTAT)	IAP	13626	354	7542	353	5907	9576	2817	2765	2812	4510	2023	2044	1974	2538	58841

IF YES:

B. How many years in total (at those parts) have you worked?

[VAR: OTHYRS]

<u>RESPONSE</u>	<u>PUNCH</u>	<u>YEAR</u>														
		<u>1972-82</u>	<u>1982B</u>	<u>1983-87</u>	<u>1987B</u>	<u>1988-91</u>	<u>1993-98</u>	<u>2000</u>	<u>2002</u>	<u>2004</u>	<u>2006</u>	<u>2008</u>	<u>2010</u>	<u>2012</u>	<u>2014</u>	<u>ALL</u>
Less than one year	0	0	0	0	0	0	28	0	0	0	0	0	0	0	0	28
Two years or less (1-2 years)	1-2	0	0	0	0	0	36	0	0	0	0	0	0	0	0	36
Four years or less (3-4 years)	3-4	0	0	0	0	0	28	0	0	0	0	0	0	0	0	28
Nine year or less (5-9 years)	5-9	0	0	0	0	0	43	0	0	0	0	0	0	0	0	43
Nineteen years or less (10-19 years)	10-19	0	0	0	0	0	33	0	0	0	0	0	0	0	0	33
29 years or less (20-29 years)	20-29	0	0	0	0	0	15	0	0	0	0	0	0	0	0	15
30 years or more	30+	0	0	0	0	0	6	0	0	0	0	0	0	0	0	6
Don't know	98	0	0	0	0	0	0	0	0	0	0	0	0	0	0	0
No answer	99	0	0	0	0	0	29	0	0	0	0	0	0	0	0	29
Not applicable	IAP	13626	354	7542	353	5907	10116	2817	2765	2812	4510	2023	2044	1974	2538	59381

IGNORE ALL FRACTIONS OF A YEAR. FOR INSTANCE, "HALF A YEAR" SHOULD BE CODED AS "0" YEARS

C. In what way is the place part of the larger organization? Is it...

[VAR: PARTORG]

<u>RESPONSE</u>	<u>PUNCH</u>	<u>YEAR</u>														
		<u>1972-82</u>	<u>1982B</u>	<u>1983-87</u>	<u>1987B</u>	<u>1988-91</u>	<u>1993-98</u>	<u>2000</u>	<u>2002</u>	<u>2004</u>	<u>2006</u>	<u>2008</u>	<u>2010</u>	<u>2012</u>	<u>2014</u>	<u>ALL</u>
A wholly owned branch or subsidiary	1	0	0	0	0	0	341	0	0	0	0	0	0	0	0	341
The headquarters of the larger organization	2	0	0	0	0	0	54	0	0	0	0	0	0	0	0	54
A government agency (SKIP TO GENDERWK)	3	0	0	0	0	0	111	0	0	0	0	0	0	0	0	111
Part of a public school system (SKIP TO GENDERWK)	4	0	0	0	0	0	70	0	0	0	0	0	0	0	0	70
Something else (SKIP TO GENDERWK)	5	0	0	0	0	0	132	0	0	0	0	0	0	0	0	132
Not sure	8	0	0	0	0	0	19	0	0	0	0	0	0	0	0	19
No answer	9	0	0	0	0	0	31	0	0	0	0	0	0	0	0	31
Not applicable	IAP	13626	354	7542	353	5907	9576	2817	2765	2812	4510	2023	2044	1974	2538	58841

[INSTRUCTION: "5. Something else" is a catch-all category that includes a locally owned franchise, partially owned subsidiary, and so on.]

IF A BRANCH, SUBSIDIARY, OR HEADQUARTERS:

- D. About how many people are employed in the entire business, corporation, or organization for which you work? (Count part-time as well as full-time employees.)

[VAR: ORGSIZE]

RESPONSE	PUNCH	YEAR														
		1972-82	1982B	1983-87	1987B	1988-91	1993-98	2000	2002	2004	2006	2008	2010	2012	2014	ALL
1-9	1	0	0	0	0	0	8	0	0	0	0	0	0	0	0	8
10-49	2	0	0	0	0	0	11	0	0	0	0	0	0	0	0	11
50-99	3	0	0	0	0	0	14	0	0	0	0	0	0	0	0	14
100-499	4	0	0	0	0	0	36	0	0	0	0	0	0	0	0	36
500-999	5	0	0	0	0	0	29	0	0	0	0	0	0	0	0	29
1,000-1,999	6	0	0	0	0	0	19	0	0	0	0	0	0	0	0	19
2,000-9,999	7	0	0	0	0	0	75	0	0	0	0	0	0	0	0	75
10000 or more	8	0	0	0	0	0	130	0	0	0	0	0	0	0	0	130
Don't know	98	0	0	0	0	0	63	0	0	0	0	0	0	0	0	63
No answer	99	0	0	0	0	0	41	0	0	0	0	0	0	0	0	41
Not applicable	IAP	13626	354	7542	353	5907	9908	2817	2765	2812	4510	2023	2044	1974	2538	59173

704. Are the people who work at this location mostly men or women? Please just tell me the number on the card?

HAND CARD EK

[VAR: GENDERWK]

RESPONSE	PUNCH	YEAR														
		1972-82	1982B	1983-87	1987B	1988-91	1993-98	2000	2002	2004	2006	2008	2010	2012	2014	ALL
All women	1	0	0	0	0	0	75	0	0	0	0	0	0	0	0	75
Almost all women (e.g. 95%)	2	0	0	0	0	0	124	0	0	0	0	0	0	0	0	124
Mostly women (e.g. 70%)	3	0	0	0	0	0	234	0	0	0	0	0	0	0	0	234
About half men and half women	4	0	0	0	0	0	434	0	0	0	0	0	0	0	0	434
Mostly men (e.g. 70%)	5	0	0	0	0	0	268	0	0	0	0	0	0	0	0	268
Almost all men (e.g. 95%)	6	0	0	0	0	0	118	0	0	0	0	0	0	0	0	118
All men	7	0	0	0	0	0	73	0	0	0	0	0	0	0	0	73
Not sure	8	0	0	0	0	0	20	0	0	0	0	0	0	0	0	20
No answer	9	0	0	0	0	0	31	0	0	0	0	0	0	0	0	31
Not applicable (Form 2 and not 1-2 in WRKSTAT)	IAP	13626	354	7542	353	5907	8957	2817	2765	2812	4510	2023	2044	1974	2538	58222

REMARKS: Hand Card EK contained response options 1-7.

705. How long have you worked at this location? Include all full-time positions you have had at this location.

[VAR: LOCYRS]

<u>RESPONSE</u>	<u>PUNCH</u>	<u>YEAR</u>														
		<u>1972-82</u>	<u>1982B</u>	<u>1983-87</u>	<u>1987B</u>	<u>1988-91</u>	<u>1993-98</u>	<u>2000</u>	<u>2002</u>	<u>2004</u>	<u>2006</u>	<u>2008</u>	<u>2010</u>	<u>2012</u>	<u>2014</u>	<u>ALL</u>
0 - .99 years	0	0	0	0	0	0	287	0	0	0	0	0	0	0	0	287
1.0 - 2.99 years	1-2	0	0	0	0	0	298	0	0	0	0	0	0	0	0	298
3.0 - 4.99 years	3-4	0	0	0	0	0	182	0	0	0	0	0	0	0	0	182
5.0 - 9.99 years	5-9	0	0	0	0	0	269	0	0	0	0	0	0	0	0	269
10.0 - 19.99 years	10-19	0	0	0	0	0	215	0	0	0	0	0	0	0	0	215
20.0 - 29.99 years	20-29	0	0	0	0	0	75	0	0	0	0	0	0	0	0	75
30.0 years or more	30+	0	0	0	0	0	14	0	0	0	0	0	0	0	0	14
Don't know	8	0	0	0	0	0	0	0	0	0	0	0	0	0	0	0
No answer	99	0	0	0	0	0	37	0	0	0	0	0	0	0	0	37
Not applicable (Form 2 and not 1-2 in WRKSTAT)	IAP	13626	354	7542	353	5907	8957	2817	2765	2812	4510	2023	2044	1974	2538	58222

IGNORE FRACTIONS OF A MONTH. IF A RESPONDENT HAS NEVER WORKED FULL TIME AT THE LOCATION, THE ANSWER SHOULD BE CODED 0 YEARS AND 0 MONTHS.

706. A. Please think about the (products made/services provided) at your work site. Have you worked at any other work site that (makes/provides) a similar kind of (products/services), i.e., similar by your perception?

[VAR: SAMEWORK]

<u>RESPONSE</u>	<u>PUNCH</u>	<u>YEAR</u>														
		<u>1972-82</u>	<u>1982B</u>	<u>1983-87</u>	<u>1987B</u>	<u>1988-91</u>	<u>1993-98</u>	<u>2000</u>	<u>2002</u>	<u>2004</u>	<u>2006</u>	<u>2008</u>	<u>2010</u>	<u>2012</u>	<u>2014</u>	<u>ALL</u>
Yes	1	0	0	0	0	0	576	0	0	0	0	0	0	0	0	576
No (SKIP TO OTJTRAIN)	2	0	0	0	0	0	765	0	0	0	0	0	0	0	0	765
Don't know	8	0	0	0	0	0	0	0	0	0	0	0	0	0	0	0
No answer	9	0	0	0	0	0	36	0	0	0	0	0	0	0	0	36
Not applicable (Form 2 and not 1-2 in WRKSTAT)	IAP	13626	354	7542	353	5907	8957	2817	2765	2812	4510	2023	2044	1974	2538	58222

"OTHER WORK SITE" MAY BE OF THE SAME OR A DIFFERENT EMPLOYER.

IF YES:

B. How long have you worked full time for those work sites? How many years?

[VAR: SITEYRS]

<u>RESPONSE</u>	<u>PUNCH</u>	<u>YEAR</u>														
		<u>1972-82</u>	<u>1982B</u>	<u>1983-87</u>	<u>1987B</u>	<u>1988-91</u>	<u>1993-98</u>	<u>2000</u>	<u>2002</u>	<u>2004</u>	<u>2006</u>	<u>2008</u>	<u>2010</u>	<u>2012</u>	<u>2014</u>	<u>ALL</u>
Less than one year	0	0	0	0	0	0	68	0	0	0	0	0	0	0	0	68
Two years or less (1-2 years)	1-2	0	0	0	0	0	105	0	0	0	0	0	0	0	0	105
Four years or less (3-4 years)	3-4	0	0	0	0	0	82	0	0	0	0	0	0	0	0	82
Nine years or less (5-9 years)	5-9	0	0	0	0	0	131	0	0	0	0	0	0	0	0	131
Nineteen years or less (10-19 years)	10-19	0	0	0	0	0	121	0	0	0	0	0	0	0	0	121
29 years or less (20-29 years)	20-29	0	0	0	0	0	44	0	0	0	0	0	0	0	0	44
30 years or more	30+	0	0	0	0	0	10	0	0	0	0	0	0	0	0	10
Don't know	8	0	0	0	0	0	0	0	0	0	0	0	0	0	0	0
No answer	99	0	0	0	0	0	51	0	0	0	0	0	0	0	0	51
Not applicable	IAP	13626	354	7542	353	5907	9722	2817	2765	2812	4510	2023	2044	1974	2538	58987

IGNORE ALL FRACTIONS OF A YEAR.

707. A. Did you receive any on-the-job training (anywhere) about this kind of (product/service) or its production process?

[VAR: OTJTRAIN]

<u>RESPONSE</u>	<u>PUNCH</u>	<u>YEAR</u>														
		<u>1972-82</u>	<u>1982B</u>	<u>1983-87</u>	<u>1987B</u>	<u>1988-91</u>	<u>1993-98</u>	<u>2000</u>	<u>2002</u>	<u>2004</u>	<u>2006</u>	<u>2008</u>	<u>2010</u>	<u>2012</u>	<u>2014</u>	<u>ALL</u>
Yes	1	0	0	0	0	0	920	0	0	0	0	0	0	0	0	920
No/practically none (SKIP TO WOJOB)	2	0	0	0	0	0	428	0	0	0	0	0	0	0	0	428
Don't know	8	0	0	0	0	0	0	0	0	0	0	0	0	0	0	0
No answer	9	0	0	0	0	0	29	0	0	0	0	0	0	0	0	29
Not applicable (Form 2 and not 1-2 in WRKSTAT)	IAP	13626	354	7542	353	5907	8957	2817	2765	2812	4510	2023	2044	1974	2538	58222

IF YES ON OTJTRAIN:

B. Did it include formal training courses?

[VAR: FORMLTRN]

<u>RESPONSE</u>	<u>PUNCH</u>	<u>YEAR</u>														
		<u>1972-82</u>	<u>1982B</u>	<u>1983-87</u>	<u>1987B</u>	<u>1988-91</u>	<u>1993-98</u>	<u>2000</u>	<u>2002</u>	<u>2004</u>	<u>2006</u>	<u>2008</u>	<u>2010</u>	<u>2012</u>	<u>2014</u>	<u>ALL</u>
Yes	1	0	0	0	0	0	472	0	0	0	0	0	0	0	0	472
No (SKIP TO DOINGTRN)	2	0	0	0	0	0	442	0	0	0	0	0	0	0	0	442
Don't know	8	0	0	0	0	0	0	0	0	0	0	0	0	0	0	0
No answer	9	0	0	0	0	0	35	0	0	0	0	0	0	0	0	35
Not applicable	IAP	13626	354	7542	353	5907	9385	2817	2765	2812	4510	2023	2044	1974	2538	58650

IF YES ON FORMLTRN

C. Have you finished all the required courses?

[VAR: FORMLFIN]

<u>RESPONSE</u>	<u>PUNCH</u>	<u>YEAR</u>														
		<u>1972-82</u>	<u>1982B</u>	<u>1983-87</u>	<u>1987B</u>	<u>1988-91</u>	<u>1993-98</u>	<u>2000</u>	<u>2002</u>	<u>2004</u>	<u>2006</u>	<u>2008</u>	<u>2010</u>	<u>2012</u>	<u>2014</u>	<u>ALL</u>
Yes	1	0	0	0	0	0	398	0	0	0	0	0	0	0	0	398
No	2	0	0	0	0	0	21	0	0	0	0	0	0	0	0	21
Never ends (SKIP TO DOINGTRN)	3	0	0	0	0	0	52	0	0	0	0	0	0	0	0	52
Don't know	8	0	0	0	0	0	0	0	0	0	0	0	0	0	0	0
No answer	9	0	0	0	0	0	36	0	0	0	0	0	0	0	0	36
Not applicable	IAP	13626	354	7542	353	5907	9827	2817	2765	2812	4510	2023	2044	1974	2538	59092

D. In total, did the total number of days add up to...

[VAR: FORMLDYS]

<u>RESPONSE</u>	<u>PUNCH</u>	<u>YEAR</u>														
		<u>1972-82</u>	<u>1982B</u>	<u>1983-87</u>	<u>1987B</u>	<u>1988-91</u>	<u>1993-98</u>	<u>2000</u>	<u>2002</u>	<u>2004</u>	<u>2006</u>	<u>2008</u>	<u>2010</u>	<u>2012</u>	<u>2014</u>	<u>ALL</u>
A month or less	1	0	0	0	0	0	163	0	0	0	0	0	0	0	0	163
Over a month (but not over three months)	2	0	0	0	0	0	74	0	0	0	0	0	0	0	0	74
Over three months (but not over six months)	3	0	0	0	0	0	58	0	0	0	0	0	0	0	0	58
Over six months (but not over a year)	4	0	0	0	0	0	47	0	0	0	0	0	0	0	0	47
Over a year	5	0	0	0	0	0	74	0	0	0	0	0	0	0	0	74
Don't know	8	0	0	0	0	0	0	0	0	0	0	0	0	0	0	0
No answer	9	0	0	0	0	0	39	0	0	0	0	0	0	0	0	39
Not applicable	IAP	13626	354	7542	353	5907	9879	2817	2765	2812	4510	2023	2044	1974	2538	59144

E. In total, did the total number of hours add up to...

[VAR: FORMLHRS]

<u>RESPONSE</u>	<u>PUNCH</u>	<u>YEAR</u>														
		<u>1972-82</u>	<u>1982B</u>	<u>1983-87</u>	<u>1987B</u>	<u>1988-91</u>	<u>1993-98</u>	<u>2000</u>	<u>2002</u>	<u>2004</u>	<u>2006</u>	<u>2008</u>	<u>2010</u>	<u>2012</u>	<u>2014</u>	<u>ALL</u>
35 hours or less	1	0	0	0	0	0	85	0	0	0	0	0	0	0	0	85
Over 35 hours or one full week (but less than 70 hours or two full weeks)	2	0	0	0	0	0	68	0	0	0	0	0	0	0	0	68
Over 70 hours or two full weeks	3	0	0	0	0	0	241	0	0	0	0	0	0	0	0	241
Don't know	8	0	0	0	0	0	2	0	0	0	0	0	0	0	0	2
No answer	9	0	0	0	0	0	59	0	0	0	0	0	0	0	0	59
Not applicable	IAP	13626	354	7542	353	5907	9879	2817	2765	2812	4510	2023	2044	1974	2538	59144

708. A. Did the on-the-job training include informal learning by doing?

[VAR: DOINGTRN]

<u>RESPONSE</u>	<u>PUNCH</u>	<u>YEAR</u>														
		<u>1972-82</u>	<u>1982B</u>	<u>1983-87</u>	<u>1987B</u>	<u>1988-91</u>	<u>1993-98</u>	<u>2000</u>	<u>2002</u>	<u>2004</u>	<u>2006</u>	<u>2008</u>	<u>2010</u>	<u>2012</u>	<u>2014</u>	<u>ALL</u>
Yes	1	0	0	0	0	0	861	0	0	0	0	0	0	0	0	861
No (SKIP TO WOJOB)	2	0	0	0	0	0	54	0	0	0	0	0	0	0	0	54
Don't know	8	0	0	0	0	0	0	0	0	0	0	0	0	0	0	0
No answer	9	0	0	0	0	0	34	0	0	0	0	0	0	0	0	34
Not applicable	IAP	13626	354	7542	353	5907	9385	2817	2765	2812	4510	2023	2044	1974	2538	58650

IF YES:

B. Have you completed this informal on-the-job training?

[VAR: DOINGFIN]

<u>RESPONSE</u>	<u>PUNCH</u>	<u>YEAR</u>														
		<u>1972-82</u>	<u>1982B</u>	<u>1983-87</u>	<u>1987B</u>	<u>1988-91</u>	<u>1993-98</u>	<u>2000</u>	<u>2002</u>	<u>2004</u>	<u>2006</u>	<u>2008</u>	<u>2010</u>	<u>2012</u>	<u>2014</u>	<u>ALL</u>
Yes	1	0	0	0	0	0	664	0	0	0	0	0	0	0	0	664
Not yet (but will eventually do)	2	0	0	0	0	0	29	0	0	0	0	0	0	0	0	29
Never ends (SKIP TO WOJOB)	3	0	0	0	0	0	161	0	0	0	0	0	0	0	0	161
Don't know	8	0	0	0	0	0	0	0	0	0	0	0	0	0	0	0
No answer	9	0	0	0	0	0	41	0	0	0	0	0	0	0	0	41
Not applicable	IAP	13626	354	7542	353	5907	9439	2817	2765	2812	4510	2023	2044	1974	2538	58704

C. How long have you spent on learning by doing?

[VAR: DOINGDYS]

<u>RESPONSE</u>	<u>PUNCH</u>	<u>YEAR</u>														
		<u>1972-82</u>	<u>1982B</u>	<u>1983-87</u>	<u>1987B</u>	<u>1988-91</u>	<u>1993-98</u>	<u>2000</u>	<u>2002</u>	<u>2004</u>	<u>2006</u>	<u>2008</u>	<u>2010</u>	<u>2012</u>	<u>2014</u>	<u>ALL</u>
A month or less	1	0	0	0	0	0	270	0	0	0	0	0	0	0	0	270
Over a month (but not over three months)	2	0	0	0	0	0	86	0	0	0	0	0	0	0	0	86
Over three months (but not over six months)	3	0	0	0	0	0	81	0	0	0	0	0	0	0	0	81
Over six months (but not over a year)	4	0	0	0	0	0	59	0	0	0	0	0	0	0	0	59
Over a year	5	0	0	0	0	0	186	0	0	0	0	0	0	0	0	186
Don't know	8	0	0	0	0	0	1	0	0	0	0	0	0	0	0	1
No answer	9	0	0	0	0	0	51	0	0	0	0	0	0	0	0	51
Not applicable	IAP	13626	354	7542	353	5907	9600	2817	2765	2812	4510	2023	2044	1974	2538	58865

709. Since your first full-time job, has there ever been a time when you've been without a job and not looking for a job?

[VAR: WOJOB]

<u>RESPONSE</u>	<u>PUNCH</u>	<u>YEAR</u>														
		<u>1972-82</u>	<u>1982B</u>	<u>1983-87</u>	<u>1987B</u>	<u>1988-91</u>	<u>1993-98</u>	<u>2000</u>	<u>2002</u>	<u>2004</u>	<u>2006</u>	<u>2008</u>	<u>2010</u>	<u>2012</u>	<u>2014</u>	<u>ALL</u>
Yes	1	0	0	0	0	0	495	0	0	0	0	0	0	0	0	495
No (SKIP TO NUMEMP)	2	0	0	0	0	0	854	0	0	0	0	0	0	0	0	854
Don't know	8	0	0	0	0	0	0	0	0	0	0	0	0	0	0	0
No answer	9	0	0	0	0	0	28	0	0	0	0	0	0	0	0	28
Not applicable (Form 2 and not 1-2 in WRKSTAT)	IAP	13626	354	7542	353	5907	8957	2817	2765	2812	4510	2023	2044	1974	2538	58222

B. How many years in total?

[VAR: WOJOBYRS]

<u>RESPONSE</u>	<u>PUNCH</u>	<u>YEAR</u>														
		<u>1972-82</u>	<u>1982B</u>	<u>1983-87</u>	<u>1987B</u>	<u>1988-91</u>	<u>1993-98</u>	<u>2000</u>	<u>2002</u>	<u>2004</u>	<u>2006</u>	<u>2008</u>	<u>2010</u>	<u>2012</u>	<u>2014</u>	<u>ALL</u>
Less than one year	1	0	0	0	0	0	243	0	0	0	0	0	0	0	0	243
One year or over (but less than three years)	2	0	0	0	0	0	122	0	0	0	0	0	0	0	0	122
Three years or over (but less than five years)	3	0	0	0	0	0	35	0	0	0	0	0	0	0	0	35
Five years or over (but less than 10 years)	4	0	0	0	0	0	46	0	0	0	0	0	0	0	0	46
Ten years or over	5	0	0	0	0	0	39	0	0	0	0	0	0	0	0	39
Don't know	8	0	0	0	0	0	1	0	0	0	0	0	0	0	0	1
No answer	9	0	0	0	0	0	37	0	0	0	0	0	0	0	0	37
Not applicable	IAP	13626	354	7542	353	5907	9811	2817	2765	2812	4510	2023	2044	1974	2538	59076

710. For how many employers have you ever worked full time? **READ CATEGORIES.**

[VAR: NUMEMP]

<u>RESPONSE</u>	<u>PUNCH</u>	<u>YEAR</u>														
		<u>1972-82</u>	<u>1982B</u>	<u>1983-87</u>	<u>1987B</u>	<u>1988-91</u>	<u>1993-98</u>	<u>2000</u>	<u>2002</u>	<u>2004</u>	<u>2006</u>	<u>2008</u>	<u>2010</u>	<u>2012</u>	<u>2014</u>	<u>ALL</u>
One	1	0	0	0	0	0	182	0	0	0	0	0	0	0	0	182
Two	2	0	0	0	0	0	211	0	0	0	0	0	0	0	0	211
Three to five	3	0	0	0	0	0	606	0	0	0	0	0	0	0	0	606
Six to ten	4	0	0	0	0	0	223	0	0	0	0	0	0	0	0	223
More than ten	5	0	0	0	0	0	104	0	0	0	0	0	0	0	0	104
Don't know	8	0	0	0	0	0	2	0	0	0	0	0	0	0	0	2
No answer	9	0	0	0	0	0	49	0	0	0	0	0	0	0	0	49
Not applicable (Form 2 and not 1-2 in WRKSTAT)	IAP	13626	354	7542	353	5907	8957	2817	2765	2812	4510	2023	2044	1974	2538	58222

711. As of last week, did your main job pay an hourly wage, daily wage, weekly wage, monthly salary, annual salary, or other pay rate (e.g. piece rate, commission, wage + tips, and other mixed payment methods), irrespective of the time between payrolls and the use of bonuses or profit-sharing?

[VAR: HOWPAID]

RESPONSE	PUNCH	YEAR														
		1972-82	1982B	1983-87	1987B	1988-91	1993-98	2000	2002	2004	2006	2008	2010	2012	2014	ALL
Hourly wage (SKIP TO HOURLY)	1	0	0	0	0	0	650	0	0	0	0	0	0	0	0	650
Daily wage (SKIP TO DAILY)	2	0	0	0	0	0	17	0	0	0	0	0	0	0	0	17
Weekly wage (SKIP TO WEEKLY)	3	0	0	0	0	0	124	0	0	0	0	0	0	0	0	124
Monthly salary (SKIP TO MONTHLY)	4	0	0	0	0	0	149	0	0	0	0	0	0	0	0	149
Annual salary (SKIP TO YEARLY)	5	0	0	0	0	0	225	0	0	0	0	0	0	0	0	225
Other pay rate (GO TO YEARLY)	6	0	0	0	0	0	182	0	0	0	0	0	0	0	0	182
Don't know	8	0	0	0	0	0	0	0	0	0	0	0	0	0	0	0
No answer	9	0	0	0	0	0	30	0	0	0	0	0	0	0	0	30
Not applicable (Form 2 and not 1-2 in WRKSTAT)	IAP	13626	354	7542	353	5907	8957	2817	2765	2812	4510	2023	2044	1974	2538	58222

712. IF HOURLY WAGE:

A. What was your hourly wage, before any taxes or deductions?

[VAR: HOURLY]

RESPONSE	PUNCH	YEAR														
		1972-82	1982B	1983-87	1987B	1988-91	1993-98	2000	2002	2004	2006	2008	2010	2012	2014	ALL
\$1 - \$9 per hour	1-9	0	0	0	0	0	280	0	0	0	0	0	0	0	0	280
\$10-\$19 per hour	10-19	0	0	0	0	0	233	0	0	0	0	0	0	0	0	233
\$20-\$49 per hour	20-49	0	0	0	0	0	55	0	0	0	0	0	0	0	0	55
\$50+ per hour	50+	0	0	0	0	0	7	0	0	0	0	0	0	0	0	7
Don't know	998	0	0	0	0	0	10	0	0	0	0	0	0	0	0	10
No answer	999	0	0	0	0	0	95	0	0	0	0	0	0	0	0	95
Not applicable	IAP	13626	354	7542	353	5907	9654	2817	2765	2812	4510	2023	2044	1974	2538	58919

IF DAILY WAGE:

B. What was your daily wage, before any taxes or deductions?

[VAR: DAILY]

<u>RESPONSE</u>	<u>PUNCH</u>	<u>YEAR</u>														
		<u>1972-82</u>	<u>1982B</u>	<u>1983-87</u>	<u>1987B</u>	<u>1988-91</u>	<u>1993-98</u>	<u>2000</u>	<u>2002</u>	<u>2004</u>	<u>2006</u>	<u>2008</u>	<u>2010</u>	<u>2012</u>	<u>2014</u>	<u>ALL</u>
\$1 - \$49 per day	1-49	0	0	0	0	0	3	0	0	0	0	0	0	0	0	3
\$50 - \$99 per day	50-99	0	0	0	0	0	4	0	0	0	0	0	0	0	0	4
\$100 - \$249 per day	100-249	0	0	0	0	0	6	0	0	0	0	0	0	0	0	6
\$250 or more per day	250+	0	0	0	0	0	1	0	0	0	0	0	0	0	0	1
Don't know	9998	0	0	0	0	0	0	0	0	0	0	0	0	0	0	0
No answer	9999	0	0	0	0	0	33	0	0	0	0	0	0	0	0	33
Not applicable	IAP	13626	354	7542	353	5907	10287	2817	2765	2812	4510	2023	2044	1974	2538	59552

IF WEEKLY WAGE:

C. What was your weekly wage, before any taxes or deductions?

[VAR: WEEKLY]

<u>RESPONSE</u>	<u>PUNCH</u>	<u>YEAR</u>														
		<u>1972-82</u>	<u>1982B</u>	<u>1983-87</u>	<u>1987B</u>	<u>1988-91</u>	<u>1993-98</u>	<u>2000</u>	<u>2002</u>	<u>2004</u>	<u>2006</u>	<u>2008</u>	<u>2010</u>	<u>2012</u>	<u>2014</u>	<u>ALL</u>
\$1 - \$249 per week	1-249	0	0	0	0	0	14	0	0	0	0	0	0	0	0	14
\$250 - \$499 per week	250-499	0	0	0	0	0	32	0	0	0	0	0	0	0	0	32
\$500 - \$749 per week	500-749	0	0	0	0	0	30	0	0	0	0	0	0	0	0	30
\$750 - \$999 per week	750-999	0	0	0	0	0	15	0	0	0	0	0	0	0	0	15
\$1000 or more per week	1000+	0	0	0	0	0	19	0	0	0	0	0	0	0	0	19
Don't know	9998	0	0	0	0	0	3	0	0	0	0	0	0	0	0	3
No answer	9999	0	0	0	0	0	41	0	0	0	0	0	0	0	0	41
Not applicable	IAP	13626	354	7542	353	5907	10180	2817	2765	2812	4510	2023	2044	1974	2538	59445

IF PAY BY MONTHLY SALARY:

D. What is your monthly salary, before any taxes or deductions?

[VAR: MONTHLY]

<u>RESPONSE</u>	<u>PUNCH</u>	<u>YEAR</u>														
		<u>1972-82</u>	<u>1982B</u>	<u>1983-87</u>	<u>1987B</u>	<u>1988-91</u>	<u>1993-98</u>	<u>2000</u>	<u>2002</u>	<u>2004</u>	<u>2006</u>	<u>2008</u>	<u>2010</u>	<u>2012</u>	<u>2014</u>	<u>ALL</u>
\$1 - \$1999 per month	1-1119	0	0	0	0	0	30	0	0	0	0	0	0	0	0	30
\$2000 - \$3999 per month	2000-3999	0	0	0	0	0	61	0	0	0	0	0	0	0	0	61
\$4000 - \$5999 per month	4000-5999	0	0	0	0	0	14	0	0	0	0	0	0	0	0	14
\$6000 or more per month	6000+	0	0	0	0	0	14	0	0	0	0	0	0	0	0	14
Don't know	99998	0	0	0	0	0	3	0	0	0	0	0	0	0	0	3
No answer	99999	0	0	0	0	0	57	0	0	0	0	0	0	0	0	57
Not applicable	IAP	13626	354	7542	353	5907	10155	2817	2765	2812	4510	2023	2044	1974	2538	59420

IF PAY BY ANNUAL SALARY:

E. What is your 1998 annual salary, before any taxes or deductions?

[VAR: YEARLY]

<u>RESPONSE</u>	<u>PUNCH</u>	<u>YEAR</u>														
		<u>1972-82</u>	<u>1982B</u>	<u>1983-87</u>	<u>1987B</u>	<u>1988-91</u>	<u>1993-98</u>	<u>2000</u>	<u>2002</u>	<u>2004</u>	<u>2006</u>	<u>2008</u>	<u>2010</u>	<u>2012</u>	<u>2014</u>	<u>ALL</u>
\$1 - \$19999	1-19999	0	0	0	0	0	25	0	0	0	0	0	0	0	0	25
\$20000 - \$49000	20000-49000	0	0	0	0	0	121	0	0	0	0	0	0	0	0	121
\$50000 - \$99000	50000-99000	0	0	0	0	0	43	0	0	0	0	0	0	0	0	43
\$100000 or more	100000+	0	0	0	0	0	9	0	0	0	0	0	0	0	0	9
Don't know	999998	0	0	0	0	0	6	0	0	0	0	0	0	0	0	6
No answer	999999	0	0	0	0	0	51	0	0	0	0	0	0	0	0	51
Not applicable	IAP	13626	354	7542	353	5907	10079	2817	2765	2812	4510	2023	2044	1974	2538	59344

713. Do you think of yourself as a trusting person? Are you...

[VAR: TRUSTING]

<u>RESPONSE</u>	<u>PUNCH</u>	<u>YEAR</u>														
		<u>1972-82</u>	<u>1982B</u>	<u>1983-87</u>	<u>1987B</u>	<u>1988-91</u>	<u>1993-98</u>	<u>2000</u>	<u>2002</u>	<u>2004</u>	<u>2006</u>	<u>2008</u>	<u>2010</u>	<u>2012</u>	<u>2014</u>	<u>ALL</u>
Very trusting	1	0	0	0	0	0	737	0	0	0	0	0	0	0	0	737
Somewhat trusting	2	0	0	0	0	0	540	0	0	0	0	0	0	0	0	540
Somewhat distrusting	3	0	0	0	0	0	85	0	0	0	0	0	0	0	0	85
Very distrusting	4	0	0	0	0	0	21	0	0	0	0	0	0	0	0	21
Don't know	8	0	0	0	0	0	3	0	0	0	0	0	0	0	0	3
No answer	9	0	0	0	0	0	1	0	0	0	0	0	0	0	0	1
Not applicable	IAP	13626	354	7542	353	5907	8947	2817	2765	2812	4510	2023	2044	1974	2538	58212

**The 1998 Topical Module: Mental Health
(SEENMNTL-DOCSUI)**

**The 2006 Topical Module: Mental Health
(PSYCMED1, PSYCMED3-USEPSYC4, DOC15, DOC16,
DOC18-PROZ1, PROZ3-PROZSLF4)**

Next, I'd like to ask you about your opinions about medicine, health, and health care.

714. Have you or has anyone else you know ever seen a psychiatrist, psychologist, or counselor?

[VAR: SEENMNTL]

<u>RESPONSE</u>	<u>PUNCH</u>	<u>YEAR</u>														
		<u>1972-82</u>	<u>1982B</u>	<u>1983-87</u>	<u>1987B</u>	<u>1988-91</u>	<u>1993-98</u>	<u>2000</u>	<u>2002</u>	<u>2004</u>	<u>2006</u>	<u>2008</u>	<u>2010</u>	<u>2012</u>	<u>2014</u>	<u>ALL</u>
Yes	1	0	0	0	0	0	808	0	0	0	0	0	0	0	0	808
No	2	0	0	0	0	0	561	0	0	0	0	0	0	0	0	561
Don't know	8	0	0	0	0	0	16	0	0	0	0	0	0	0	0	16
No answer	9	0	0	0	0	0	2	0	0	0	0	0	0	0	0	2
Not applicable	IAP	13626	354	7542	353	5907	8947	2817	2765	2812	4510	2023	2044	1974	2538	58212

715. Please tell me how much you agree or disagree with the following statements about medicines prescribed by doctors to help people who are having problems with their emotions, nerves or their mental health:

HAND CARD EL

A. Psychiatric medicine is harmful to the body.

[VAR: PSYCMED1]

<u>RESPONSE</u>	<u>PUNCH</u>	<u>YEAR</u>														
		<u>1972-82</u>	<u>1982B</u>	<u>1983-87</u>	<u>1987B</u>	<u>1988-91</u>	<u>1993-98</u>	<u>2000</u>	<u>2002</u>	<u>2004</u>	<u>2006</u>	<u>2008</u>	<u>2010</u>	<u>2012</u>	<u>2014</u>	<u>ALL</u>
Strongly agree	1	0	0	0	0	0	72	0	0	0	94	0	0	0	0	166
Agree	2	0	0	0	0	0	253	0	0	0	297	0	0	0	0	550
Neither agree nor disagree	3	0	0	0	0	0	329	0	0	0	454	0	0	0	0	783
Disagree	4	0	0	0	0	0	431	0	0	0	380	0	0	0	0	811
Strongly disagree	5	0	0	0	0	0	127	0	0	0	111	0	0	0	0	238
Don't know	8	0	0	0	0	0	174	0	0	0	86	0	0	0	0	260
No answer	9	0	0	0	0	0	1	0	0	0	15	0	0	0	0	16
Not applicable	IAP	13626	354	7542	353	5907	8947	2817	2765	2812	3073	2023	2044	1974	2538	56775

B. If symptoms are no longer present, people should stop taking these medications.

[VAR: PSYCMED2]

<u>RESPONSE</u>	<u>PUNCH</u>	<u>YEAR</u>														
		<u>1972-82</u>	<u>1982B</u>	<u>1983-87</u>	<u>1987B</u>	<u>1988-91</u>	<u>1993-98</u>	<u>2000</u>	<u>2002</u>	<u>2004</u>	<u>2006</u>	<u>2008</u>	<u>2010</u>	<u>2012</u>	<u>2014</u>	<u>ALL</u>
Strongly agree	1	0	0	0	0	0	199	0	0	0	0	0	0	0	0	199
Agree	2	0	0	0	0	0	462	0	0	0	0	0	0	0	0	462
Neither agree nor disagree	3	0	0	0	0	0	143	0	0	0	0	0	0	0	0	143
Disagree	4	0	0	0	0	0	356	0	0	0	0	0	0	0	0	356
Strongly disagree	5	0	0	0	0	0	102	0	0	0	0	0	0	0	0	102
Don't know	8	0	0	0	0	0	122	0	0	0	0	0	0	0	0	122
No answer	9	0	0	0	0	0	3	0	0	0	0	0	0	0	0	3
Not applicable	IAP	13626	354	7542	353	5907	8947	2817	2765	2812	4510	2023	2044	1974	2538	58212

C. Taking these medications interferes with daily activities.

[VAR: PSYCMED3]

<u>RESPONSE</u>	<u>PUNCH</u>	<u>YEAR</u>														
		<u>1972-82</u>	<u>1982B</u>	<u>1983-87</u>	<u>1987B</u>	<u>1988-91</u>	<u>1993-98</u>	<u>2000</u>	<u>2002</u>	<u>2004</u>	<u>2006</u>	<u>2008</u>	<u>2010</u>	<u>2012</u>	<u>2014</u>	<u>ALL</u>
Strongly agree	1	0	0	0	0	0	99	0	0	0	110	0	0	0	0	209
Agree	2	0	0	0	0	0	398	0	0	0	508	0	0	0	0	906
Neither agree nor disagree	3	0	0	0	0	0	310	0	0	0	344	0	0	0	0	654
Disagree	4	0	0	0	0	0	335	0	0	0	324	0	0	0	0	659
Strongly disagree	5	0	0	0	0	0	62	0	0	0	58	0	0	0	0	120
Don't know	8	0	0	0	0	0	179	0	0	0	79	0	0	0	0	258
No answer	9	0	0	0	0	0	4	0	0	0	14	0	0	0	0	18
Not applicable	IAP	13626	354	7542	353	5907	8947	2817	2765	2812	3073	2023	2044	1974	2538	56775

D. Taking these medications helps people deal with day-to-day stresses.

[VAR: PSYCMED4]

<u>RESPONSE</u>	<u>PUNCH</u>	<u>YEAR</u>														
		<u>1972-82</u>	<u>1982B</u>	<u>1983-87</u>	<u>1987B</u>	<u>1988-91</u>	<u>1993-98</u>	<u>2000</u>	<u>2002</u>	<u>2004</u>	<u>2006</u>	<u>2008</u>	<u>2010</u>	<u>2012</u>	<u>2014</u>	<u>ALL</u>
Strongly agree	1	0	0	0	0	0	159	0	0	0	229	0	0	0	0	388
Agree	2	0	0	0	0	0	847	0	0	0	912	0	0	0	0	1759
Neither agree nor disagree	3	0	0	0	0	0	192	0	0	0	152	0	0	0	0	344
Disagree	4	0	0	0	0	0	66	0	0	0	60	0	0	0	0	126
Strongly disagree	5	0	0	0	0	0	15	0	0	0	13	0	0	0	0	28
Don't know	8	0	0	0	0	0	103	0	0	0	57	0	0	0	0	160
No answer	9	0	0	0	0	0	5	0	0	0	14	0	0	0	0	19
Not applicable	IAP	13626	354	7542	353	5907	8947	2817	2765	2812	3073	2023	2044	1974	2538	56775

E. Taking these medications makes things easier in relations with family and friends.

[VAR: PSYCMED5]

<u>RESPONSE</u>	<u>PUNCH</u>	<u>YEAR</u>														
		<u>1972-82</u>	<u>1982B</u>	<u>1983-87</u>	<u>1987B</u>	<u>1988-91</u>	<u>1993-98</u>	<u>2000</u>	<u>2002</u>	<u>2004</u>	<u>2006</u>	<u>2008</u>	<u>2010</u>	<u>2012</u>	<u>2014</u>	<u>ALL</u>
Strongly agree	1	0	0	0	0	0	126	0	0	0	198	0	0	0	0	324
Agree	2	0	0	0	0	0	729	0	0	0	849	0	0	0	0	1578
Neither agree nor disagree	3	0	0	0	0	0	239	0	0	0	221	0	0	0	0	460
Disagree	4	0	0	0	0	0	122	0	0	0	86	0	0	0	0	208
Strongly disagree	5	0	0	0	0	0	21	0	0	0	12	0	0	0	0	33
Don't know	8	0	0	0	0	0	146	0	0	0	57	0	0	0	0	203
No answer	9	0	0	0	0	0	4	0	0	0	14	0	0	0	0	18
Not applicable	IAP	13626	354	7542	353	5907	8947	2817	2765	2812	3073	2023	2044	1974	2538	56775

F. These medications help people control their symptoms.

[VAR: PSYCMED6]

<u>RESPONSE</u>	<u>PUNCH</u>	<u>YEAR</u>														
		<u>1972-82</u>	<u>1982B</u>	<u>1983-87</u>	<u>1987B</u>	<u>1988-91</u>	<u>1993-98</u>	<u>2000</u>	<u>2002</u>	<u>2004</u>	<u>2006</u>	<u>2008</u>	<u>2010</u>	<u>2012</u>	<u>2014</u>	<u>ALL</u>
Strongly agree	1	0	0	0	0	0	163	0	0	0	219	0	0	0	0	382
Agree	2	0	0	0	0	0	907	0	0	0	961	0	0	0	0	1868
Neither agree nor disagree	3	0	0	0	0	0	143	0	0	0	141	0	0	0	0	284
Disagree	4	0	0	0	0	0	55	0	0	0	34	0	0	0	0	89
Strongly disagree	5	0	0	0	0	0	7	0	0	0	8	0	0	0	0	15
Don't know	8	0	0	0	0	0	108	0	0	0	60	0	0	0	0	168
No answer	9	0	0	0	0	0	4	0	0	0	14	0	0	0	0	18
Not applicable	IAP	13626	354	7542	353	5907	8947	2817	2765	2812	3073	2023	2044	1974	2538	56775

G. Taking medication helps people feel better about themselves.

[VAR: PSYCMED7]

<u>RESPONSE</u>	<u>PUNCH</u>	<u>YEAR</u>														
		<u>1972-82</u>	<u>1982B</u>	<u>1983-87</u>	<u>1987B</u>	<u>1988-91</u>	<u>1993-98</u>	<u>2000</u>	<u>2002</u>	<u>2004</u>	<u>2006</u>	<u>2008</u>	<u>2010</u>	<u>2012</u>	<u>2014</u>	<u>ALL</u>
Strongly agree	1	0	0	0	0	0	111	0	0	0	147	0	0	0	0	258
Agree	2	0	0	0	0	0	650	0	0	0	766	0	0	0	0	1416
Neither agree nor disagree	3	0	0	0	0	0	286	0	0	0	279	0	0	0	0	565
Disagree	4	0	0	0	0	0	177	0	0	0	132	0	0	0	0	309
Strongly disagree	5	0	0	0	0	0	27	0	0	0	24	0	0	0	0	51
Don't know	8	0	0	0	0	0	133	0	0	0	75	0	0	0	0	208
No answer	9	0	0	0	0	0	3	0	0	0	14	0	0	0	0	17
Not applicable	IAP	13626	354	7542	353	5907	8947	2817	2765	2812	3073	2023	2044	1974	2538	56775

REMARKS: Hand Card EL contained response options 1-5.

716. How likely would you be to take doctor-prescribed psychiatric medication in the following situations?

HAND CARD EM

A. ...because you were having trouble in your personal life.

[VAR: USEPSYC1]

<u>RESPONSE</u>	<u>PUNCH</u>	<u>YEAR</u>														
		<u>1972-82</u>	<u>1982B</u>	<u>1983-87</u>	<u>1987B</u>	<u>1988-91</u>	<u>1993-98</u>	<u>2000</u>	<u>2002</u>	<u>2004</u>	<u>2006</u>	<u>2008</u>	<u>2010</u>	<u>2012</u>	<u>2014</u>	<u>ALL</u>
Very likely	1	0	0	0	0	0	116	0	0	0	158	0	0	0	0	274
Somewhat likely	2	0	0	0	0	0	205	0	0	0	260	0	0	0	0	465
Mixed	3	0	0	0	0	0	155	0	0	0	241	0	0	0	0	396
Somewhat unlikely	4	0	0	0	0	0	252	0	0	0	258	0	0	0	0	510
Very unlikely	5	0	0	0	0	0	610	0	0	0	474	0	0	0	0	1084
Don't know	8	0	0	0	0	0	46	0	0	0	32	0	0	0	0	78
No answer	9	0	0	0	0	0	3	0	0	0	14	0	0	0	0	17
Not applicable	IAP	13626	354	7542	353	5907	8947	2817	2765	2812	3073	2023	2044	1974	2538	56775

B. ...because you didn't know how to cope anymore with the stresses of life.

[VAR: USEPSYC2]

<u>RESPONSE</u>	<u>PUNCH</u>	<u>YEAR</u>														
		<u>1972-82</u>	<u>1982B</u>	<u>1983-87</u>	<u>1987B</u>	<u>1988-91</u>	<u>1993-98</u>	<u>2000</u>	<u>2002</u>	<u>2004</u>	<u>2006</u>	<u>2008</u>	<u>2010</u>	<u>2012</u>	<u>2014</u>	<u>ALL</u>
Very likely	1	0	0	0	0	0	168	0	0	0	243	0	0	0	0	411
Somewhat likely	2	0	0	0	0	0	322	0	0	0	415	0	0	0	0	737
Mixed	3	0	0	0	0	0	180	0	0	0	229	0	0	0	0	409
Somewhat unlikely	4	0	0	0	0	0	241	0	0	0	185	0	0	0	0	426
Very unlikely	5	0	0	0	0	0	427	0	0	0	310	0	0	0	0	737
Don't know	8	0	0	0	0	0	45	0	0	0	42	0	0	0	0	87
No answer	9	0	0	0	0	0	4	0	0	0	13	0	0	0	0	17
Not applicable	IAP	13626	354	7542	353	5907	8947	2817	2765	2812	3073	2023	2044	1974	2538	56775

C. ...because you were feeling depressed, tired, were having trouble sleeping and concentrating, and felt worthless.

[VAR: USEPSYC3]

<u>RESPONSE</u>	<u>PUNCH</u>	<u>YEAR</u>														
		<u>1972-82</u>	<u>1982B</u>	<u>1983-87</u>	<u>1987B</u>	<u>1988-91</u>	<u>1993-98</u>	<u>2000</u>	<u>2002</u>	<u>2004</u>	<u>2006</u>	<u>2008</u>	<u>2010</u>	<u>2012</u>	<u>2014</u>	<u>ALL</u>
Very likely	1	0	0	0	0	0	210	0	0	0	275	0	0	0	0	485
Somewhat likely	2	0	0	0	0	0	341	0	0	0	413	0	0	0	0	754
Mixed	3	0	0	0	0	0	177	0	0	0	199	0	0	0	0	376
Somewhat unlikely	4	0	0	0	0	0	227	0	0	0	202	0	0	0	0	429
Very unlikely	5	0	0	0	0	0	379	0	0	0	301	0	0	0	0	680
Don't know	8	0	0	0	0	0	50	0	0	0	34	0	0	0	0	84
No answer	9	0	0	0	0	0	3	0	0	0	13	0	0	0	0	16
Not applicable	IAP	13626	354	7542	353	5907	8947	2817	2765	2812	3073	2023	2044	1974	2538	56775

D. ...for no apparent reason, you were having periods of intense fear in which you were trembling, sweating, feeling dizzy, and feared losing control or going crazy.

[VAR: USEPSYC4]

<u>RESPONSE</u>	<u>PUNCH</u>	<u>YEAR</u>														
		<u>1972-82</u>	<u>1982B</u>	<u>1983-87</u>	<u>1987B</u>	<u>1988-91</u>	<u>1993-98</u>	<u>2000</u>	<u>2002</u>	<u>2004</u>	<u>2006</u>	<u>2008</u>	<u>2010</u>	<u>2012</u>	<u>2014</u>	<u>ALL</u>
Very likely	1	0	0	0	0	0	351	0	0	0	505	0	0	0	0	856
Somewhat likely	2	0	0	0	0	0	391	0	0	0	384	0	0	0	0	775
Mixed	3	0	0	0	0	0	182	0	0	0	178	0	0	0	0	360
Somewhat unlikely	4	0	0	0	0	0	135	0	0	0	116	0	0	0	0	251
Very unlikely	5	0	0	0	0	0	267	0	0	0	205	0	0	0	0	472
Don't know	8	0	0	0	0	0	58	0	0	0	35	0	0	0	0	93
No answer	9	0	0	0	0	0	3	0	0	0	14	0	0	0	0	17
Not applicable	IAP	13626	354	7542	353	5907	8947	2817	2765	2812	3073	2023	2044	1974	2538	56775

REMARKS: Hand Card EM contained response options 1-5.

717. How likely would you be to give doctor-prescribed psychiatric medication to your child or a child you were responsible for in the following situations (A child would be considered anyone between the ages of 8 and 15).

HAND
CARD EN

A. ...because s/he is hostile, often loses his/her temper, often argues with adults, actively defies authority and seems spiteful or vindictive.

[VAR: PSYCKID1]

RESPONSE	PUNCH	YEAR														
		1972-82	1982B	1983-87	1987B	1988-91	1993-98	2000	2002	2004	2006	2008	2010	2012	2014	ALL
Very likely	1	0	0	0	0	0	161	0	0	0	0	0	0	0	0	161
Somewhat likely	2	0	0	0	0	0	275	0	0	0	0	0	0	0	0	275
Mixed	3	0	0	0	0	0	216	0	0	0	0	0	0	0	0	216
Somewhat unlikely	4	0	0	0	0	0	209	0	0	0	0	0	0	0	0	209
Very unlikely	5	0	0	0	0	0	438	0	0	0	0	0	0	0	0	438
Don't know	8	0	0	0	0	0	84	0	0	0	0	0	0	0	0	84
No answer	9	0	0	0	0	0	4	0	0	0	0	0	0	0	0	4
Not applicable	IAP	13626	354	7542	353	5907	8947	2817	2765	2812	4510	2023	2044	1974	2538	58212

B. ...because s/he is not paying attention at school, does not follow through with school work and chores, has difficulty organizing activities, is easily distracted, talks excessively, and seems to run around or fidget constantly.

[VAR: PSYCKID2]

RESPONSE	PUNCH	YEAR														
		1972-82	1982B	1983-87	1987B	1988-91	1993-98	2000	2002	2004	2006	2008	2010	2012	2014	ALL
Very likely	1	0	0	0	0	0	126	0	0	0	0	0	0	0	0	126
Somewhat likely	2	0	0	0	0	0	250	0	0	0	0	0	0	0	0	250
Mixed	3	0	0	0	0	0	222	0	0	0	0	0	0	0	0	222
Somewhat unlikely	4	0	0	0	0	0	259	0	0	0	0	0	0	0	0	259
Very unlikely	5	0	0	0	0	0	444	0	0	0	0	0	0	0	0	444
Don't know	8	0	0	0	0	0	82	0	0	0	0	0	0	0	0	82
No answer	9	0	0	0	0	0	4	0	0	0	0	0	0	0	0	4
Not applicable	IAP	13626	354	7542	353	5907	8947	2817	2765	2812	4510	2023	2044	1974	2538	58212

C. ...because s/he was talking about killing him or herself.

[VAR: PSYCKID3]

RESPONSE	PUNCH	YEAR														
		1972-82	1982B	1983-87	1987B	1988-91	1993-98	2000	2002	2004	2006	2008	2010	2012	2014	ALL
Very likely	1	0	0	0	0	0	454	0	0	0	0	0	0	0	0	454
Somewhat likely	2	0	0	0	0	0	280	0	0	0	0	0	0	0	0	280
Mixed	3	0	0	0	0	0	225	0	0	0	0	0	0	0	0	225
Somewhat unlikely	4	0	0	0	0	0	99	0	0	0	0	0	0	0	0	99
Very unlikely	5	0	0	0	0	0	243	0	0	0	0	0	0	0	0	243
Don't know	8	0	0	0	0	0	81	0	0	0	0	0	0	0	0	81
No answer	9	0	0	0	0	0	5	0	0	0	0	0	0	0	0	5
Not applicable	IAP	13626	354	7542	353	5907	8947	2817	2765	2812	4510	2023	2044	1974	2538	58212

REMARKS: Hand Card EN contained response options 1-5.

718. If you were to seek services for a problem with your emotions, nerves, or your mental health, how much would you agree or disagree with the following options?

HAND CARD EO

A. I would prefer to go directly to a mental health care specialist, rather than being referred by my primary care physician.

[VAR: PSYCDRCT]

RESPONSE	PUNCH	YEAR														
		1972-82	1982B	1983-87	1987B	1988-91	1993-98	2000	2002	2004	2006	2008	2010	2012	2014	ALL
Strongly agree	1	0	0	0	0	0	242	0	0	0	0	0	0	0	0	242
Agree	2	0	0	0	0	0	369	0	0	0	0	0	0	0	0	369
Neither agree nor disagree	3	0	0	0	0	0	176	0	0	0	0	0	0	0	0	176
Disagree	4	0	0	0	0	0	404	0	0	0	0	0	0	0	0	404
Strongly disagree	5	0	0	0	0	0	119	0	0	0	0	0	0	0	0	119
Don't know	8	0	0	0	0	0	70	0	0	0	0	0	0	0	0	70
No answer	9	0	0	0	0	0	7	0	0	0	0	0	0	0	0	7
Not applicable	IAP	13626	354	7542	353	5907	8947	2817	2765	2812	4510	2023	2044	1974	2538	58212

B. I would trust my family physician to prescribe psychiatric medication.

[VAR: PSYCFDOC]

<u>RESPONSE</u>	<u>PUNCH</u>	<u>YEAR</u>														
		<u>1972-82</u>	<u>1982B</u>	<u>1983-87</u>	<u>1987B</u>	<u>1988-91</u>	<u>1993-98</u>	<u>2000</u>	<u>2002</u>	<u>2004</u>	<u>2006</u>	<u>2008</u>	<u>2010</u>	<u>2012</u>	<u>2014</u>	<u>ALL</u>
Strongly agree	1	0	0	0	0	0	106	0	0	0	0	0	0	0	0	106
Agree	2	0	0	0	0	0	381	0	0	0	0	0	0	0	0	381
Neither agree nor disagree	3	0	0	0	0	0	221	0	0	0	0	0	0	0	0	221
Disagree	4	0	0	0	0	0	416	0	0	0	0	0	0	0	0	416
Strongly disagree	5	0	0	0	0	0	189	0	0	0	0	0	0	0	0	189
Don't know	8	0	0	0	0	0	67	0	0	0	0	0	0	0	0	67
No answer	9	0	0	0	0	0	7	0	0	0	0	0	0	0	0	7
Not applicable	IAP	13626	354	7542	353	5907	8947	2817	2765	2812	4510	2023	2044	1974	2538	58212

C. I would only trust a psychiatrist to prescribe psychiatric medication.

[VAR: PSYCPSYC]

<u>RESPONSE</u>	<u>PUNCH</u>	<u>YEAR</u>														
		<u>1972-82</u>	<u>1982B</u>	<u>1983-87</u>	<u>1987B</u>	<u>1988-91</u>	<u>1993-98</u>	<u>2000</u>	<u>2002</u>	<u>2004</u>	<u>2006</u>	<u>2008</u>	<u>2010</u>	<u>2012</u>	<u>2014</u>	<u>ALL</u>
Strongly agree	1	0	0	0	0	0	199	0	0	0	0	0	0	0	0	199
Agree	2	0	0	0	0	0	494	0	0	0	0	0	0	0	0	494
Neither agree nor disagree	3	0	0	0	0	0	241	0	0	0	0	0	0	0	0	241
Disagree	4	0	0	0	0	0	305	0	0	0	0	0	0	0	0	305
Strongly disagree	5	0	0	0	0	0	69	0	0	0	0	0	0	0	0	69
Don't know	8	0	0	0	0	0	72	0	0	0	0	0	0	0	0	72
No answer	9	0	0	0	0	0	7	0	0	0	0	0	0	0	0	7
Not applicable	IAP	13626	354	7542	353	5907	8947	2817	2765	2812	4510	2023	2044	1974	2538	58212

REMARKS: Hand Card EO contained response options 1-5.

719. First, are you, yourself, covered by health insurance, a government plan like Medicare or Medicaid, or some other plan that pays for your medical care?

[VAR: HLTHINSR]

<u>RESPONSE</u>	<u>PUNCH</u>	<u>YEAR</u>														
		<u>1972-82</u>	<u>1982B</u>	<u>1983-87</u>	<u>1987B</u>	<u>1988-91</u>	<u>1993-98</u>	<u>2000</u>	<u>2002</u>	<u>2004</u>	<u>2006</u>	<u>2008</u>	<u>2010</u>	<u>2012</u>	<u>2014</u>	<u>ALL</u>
Yes, Covered	1	0	0	0	0	0	1189	0	0	0	0	0	0	0	0	1189
No, not Covered (GO TO HMO1)	2	0	0	0	0	0	193	0	0	0	0	0	0	0	0	193
Don't know	8	0	0	0	0	0	1	0	0	0	0	0	0	0	0	1
No answer	9	0	0	0	0	0	4	0	0	0	0	0	0	0	0	4
Not applicable	IAP	13626	354	7542	353	5907	8947	2817	2765	2812	4510	2023	2044	1974	2538	58212

720. There are many different types of health care plans. I'd like to know which type of plan is most like yours. Please tell me if your plan has any of these features:

A. Is there a book, directory or list of doctors whom you must use?

[VAR: DOCLIST]

<u>RESPONSE</u>	<u>PUNCH</u>	<u>YEAR</u>														
		<u>1972-82</u>	<u>1982B</u>	<u>1983-87</u>	<u>1987B</u>	<u>1988-91</u>	<u>1993-98</u>	<u>2000</u>	<u>2002</u>	<u>2004</u>	<u>2006</u>	<u>2008</u>	<u>2010</u>	<u>2012</u>	<u>2014</u>	<u>ALL</u>
Yes	1	0	0	0	0	0	690	0	0	0	0	0	0	0	0	690
No	2	0	0	0	0	0	468	0	0	0	0	0	0	0	0	468
Don't know	8	0	0	0	0	0	18	0	0	0	0	0	0	0	0	18
No answer	9	0	0	0	0	0	17	0	0	0	0	0	0	0	0	17
Not applicable	IAP	13626	354	7542	353	5907	9141	2817	2765	2812	4510	2023	2044	1974	2538	58406

B. Can you choose any doctor you like in your community or elsewhere, perhaps paying part of the bill?

[VAR: ANYDOC]

<u>RESPONSE</u>	<u>PUNCH</u>	<u>YEAR</u>														
		<u>1972-82</u>	<u>1982B</u>	<u>1983-87</u>	<u>1987B</u>	<u>1988-91</u>	<u>1993-98</u>	<u>2000</u>	<u>2002</u>	<u>2004</u>	<u>2006</u>	<u>2008</u>	<u>2010</u>	<u>2012</u>	<u>2014</u>	<u>ALL</u>
Yes	1	0	0	0	0	0	834	0	0	0	0	0	0	0	0	834
No	2	0	0	0	0	0	278	0	0	0	0	0	0	0	0	278
Don't know	8	0	0	0	0	0	58	0	0	0	0	0	0	0	0	58
No answer	9	0	0	0	0	0	23	0	0	0	0	0	0	0	0	23
Not applicable	IAP	13626	354	7542	353	5907	9141	2817	2765	2812	4510	2023	2044	1974	2538	58406

721. Have you ever switched your plan or the medical care provider within your plan due to dissatisfaction with a prior plan?

[VAR: SWITHLTH]

<u>RESPONSE</u>	<u>PUNCH</u>	<u>YEAR</u>														
		<u>1972-82</u>	<u>1982B</u>	<u>1983-87</u>	<u>1987B</u>	<u>1988-91</u>	<u>1993-98</u>	<u>2000</u>	<u>2002</u>	<u>2004</u>	<u>2006</u>	<u>2008</u>	<u>2010</u>	<u>2012</u>	<u>2014</u>	<u>ALL</u>
Yes	1	0	0	0	0	0	240	0	0	0	0	0	0	0	0	240
No	2	0	0	0	0	0	898	0	0	0	0	0	0	0	0	898
Can't switch	3	0	0	0	0	0	34	0	0	0	0	0	0	0	0	34
Don't know	8	0	0	0	0	0	14	0	0	0	0	0	0	0	0	14
No answer	9	0	0	0	0	0	7	0	0	0	0	0	0	0	0	7
Not applicable	IAP	13626	354	7542	353	5907	9141	2817	2765	2812	4510	2023	2044	1974	2538	58406

722. Since you joined this plan, have you sought medical care for problems with your emotions, nerves, or mental health?

[VAR: USEDMENTL]

<u>RESPONSE</u>	<u>PUNCH</u>	<u>YEAR</u>														
		<u>1972-82</u>	<u>1982B</u>	<u>1983-87</u>	<u>1987B</u>	<u>1988-91</u>	<u>1993-98</u>	<u>2000</u>	<u>2002</u>	<u>2004</u>	<u>2006</u>	<u>2008</u>	<u>2010</u>	<u>2012</u>	<u>2014</u>	<u>ALL</u>
Yes	1	0	0	0	0	0	148	0	0	0	0	0	0	0	0	148
No (GO TO HMO1)	2	0	0	0	0	0	1039	0	0	0	0	0	0	0	0	1039
Don't know	8	0	0	0	0	0	0	0	0	0	0	0	0	0	0	0
No answer	9	0	0	0	0	0	6	0	0	0	0	0	0	0	0	6
Not applicable	IAP	13626	354	7542	353	5907	9141	2817	2765	2812	4510	2023	2044	1974	2538	58406

723. Were you able to get the treatment you sought?

[VAR: MNTLCARE]

<u>RESPONSE</u>	<u>PUNCH</u>	<u>YEAR</u>														
		<u>1972-82</u>	<u>1982B</u>	<u>1983-87</u>	<u>1987B</u>	<u>1988-91</u>	<u>1993-98</u>	<u>2000</u>	<u>2002</u>	<u>2004</u>	<u>2006</u>	<u>2008</u>	<u>2010</u>	<u>2012</u>	<u>2014</u>	<u>ALL</u>
Yes	1	0	0	0	0	0	129	0	0	0	0	0	0	0	0	129
No (GO TO MNTLDENY)	2	0	0	0	0	0	18	0	0	0	0	0	0	0	0	18
Don't know	8	0	0	0	0	0	0	0	0	0	0	0	0	0	0	0
No answer	9	0	0	0	0	0	7	0	0	0	0	0	0	0	0	7
Not applicable (Punch 2 on USEDMENTL)	IAP	13626	354	7542	353	5907	10180	2817	2765	2812	4510	2023	2044	1974	2538	59445

724. How difficult was it to get the treatment that you sought: very difficult, somewhat difficult, or not at all difficult?

[VAR: MNTLDIF]

<u>RESPONSE</u>	<u>PUNCH</u>	<u>YEAR</u>														
		<u>1972-82</u>	<u>1982B</u>	<u>1983-87</u>	<u>1987B</u>	<u>1988-91</u>	<u>1993-98</u>	<u>2000</u>	<u>2002</u>	<u>2004</u>	<u>2006</u>	<u>2008</u>	<u>2010</u>	<u>2012</u>	<u>2014</u>	<u>ALL</u>
Very difficult	1	0	0	0	0	0	7	0	0	0	0	0	0	0	0	7
Somewhat difficult	2	0	0	0	0	0	21	0	0	0	0	0	0	0	0	21
Not difficult at all	3	0	0	0	0	0	101	0	0	0	0	0	0	0	0	101
Don't know	8	0	0	0	0	0	0	0	0	0	0	0	0	0	0	0
No answer	9	0	0	0	0	0	7	0	0	0	0	0	0	0	0	7
Not applicable (Punch 2 on MNTLCARE)	IAP	13626	354	7542	353	5907	10198	2817	2765	2812	4510	2023	2044	1974	2538	59463

725. Were you denied services under your plan's benefit package?

[VAR: MNTLDENY]

<u>RESPONSE</u>	<u>PUNCH</u>	<u>YEAR</u>														
		<u>1972-82</u>	<u>1982B</u>	<u>1983-87</u>	<u>1987B</u>	<u>1988-91</u>	<u>1993-98</u>	<u>2000</u>	<u>2002</u>	<u>2004</u>	<u>2006</u>	<u>2008</u>	<u>2010</u>	<u>2012</u>	<u>2014</u>	<u>ALL</u>
Yes	1	0	0	0	0	0	16	0	0	0	0	0	0	0	0	16
No	2	0	0	0	0	0	130	0	0	0	0	0	0	0	0	130
Don't know	8	0	0	0	0	0	1	0	0	0	0	0	0	0	0	1
No answer	9	0	0	0	0	0	7	0	0	0	0	0	0	0	0	7
Not applicable (Punch 2 on USED MNTL)	IAP	13626	354	7542	353	5907	10180	2817	2765	2812	4510	2023	2044	1974	2538	59445

726. The health care system is changing rapidly with more and more people being treated in Health Maintenance Organizations (or HMOs) and in managed care plans. How much do you agree or disagree with how the HMOs and managed care plans are working?

HAND CARD EP

A. They improve the quality of care.

[VAR: HMO1]

<u>RESPONSE</u>	<u>PUNCH</u>	<u>YEAR</u>														
		<u>1972-82</u>	<u>1982B</u>	<u>1983-87</u>	<u>1987B</u>	<u>1988-91</u>	<u>1993-98</u>	<u>2000</u>	<u>2002</u>	<u>2004</u>	<u>2006</u>	<u>2008</u>	<u>2010</u>	<u>2012</u>	<u>2014</u>	<u>ALL</u>
Strongly disagree	1	0	0	0	0	0	167	0	0	0	0	0	0	0	0	167
Disagree	2	0	0	0	0	0	402	0	0	0	0	0	0	0	0	402
Neither agree nor disagree	3	0	0	0	0	0	325	0	0	0	0	0	0	0	0	325
Agree	4	0	0	0	0	0	271	0	0	0	0	0	0	0	0	271
Strongly agree	5	0	0	0	0	0	37	0	0	0	0	0	0	0	0	37
Don't know	8	0	0	0	0	0	184	0	0	0	0	0	0	0	0	184
No answer	9	0	0	0	0	0	1	0	0	0	0	0	0	0	0	1
Not applicable	IAP	13626	354	7542	353	5907	8947	2817	2765	2812	4510	2023	2044	1974	2538	58212

B. They prevent doctors from prescribing tests necessary for treatment.

[VAR: HMO2]

<u>RESPONSE</u>	<u>PUNCH</u>	<u>YEAR</u>														
		<u>1972-82</u>	<u>1982B</u>	<u>1983-87</u>	<u>1987B</u>	<u>1988-91</u>	<u>1993-98</u>	<u>2000</u>	<u>2002</u>	<u>2004</u>	<u>2006</u>	<u>2008</u>	<u>2010</u>	<u>2012</u>	<u>2014</u>	<u>ALL</u>
Strongly disagree	1	0	0	0	0	0	32	0	0	0	0	0	0	0	0	32
Disagree	2	0	0	0	0	0	301	0	0	0	0	0	0	0	0	301
Neither agree nor disagree	3	0	0	0	0	0	242	0	0	0	0	0	0	0	0	242
Agree	4	0	0	0	0	0	455	0	0	0	0	0	0	0	0	455
Strongly agree	5	0	0	0	0	0	128	0	0	0	0	0	0	0	0	128
Don't know	8	0	0	0	0	0	223	0	0	0	0	0	0	0	0	223
No answer	9	0	0	0	0	0	6	0	0	0	0	0	0	0	0	6
Not applicable	IAP	13626	354	7542	353	5907	8947	2817	2765	2812	4510	2023	2044	1974	2538	58212

C. They help to control costs.

[VAR: HMO3]

<u>RESPONSE</u>	<u>PUNCH</u>	<u>YEAR</u>														
		<u>1972-82</u>	<u>1982B</u>	<u>1983-87</u>	<u>1987B</u>	<u>1988-91</u>	<u>1993-98</u>	<u>2000</u>	<u>2002</u>	<u>2004</u>	<u>2006</u>	<u>2008</u>	<u>2010</u>	<u>2012</u>	<u>2014</u>	<u>ALL</u>
Strongly disagree	1	0	0	0	0	0	53	0	0	0	0	0	0	0	0	53
Disagree	2	0	0	0	0	0	253	0	0	0	0	0	0	0	0	253
Neither agree nor disagree	3	0	0	0	0	0	204	0	0	0	0	0	0	0	0	204
Agree	4	0	0	0	0	0	584	0	0	0	0	0	0	0	0	584
Strongly agree	5	0	0	0	0	0	83	0	0	0	0	0	0	0	0	83
Don't know	8	0	0	0	0	0	206	0	0	0	0	0	0	0	0	206
No answer	9	0	0	0	0	0	4	0	0	0	0	0	0	0	0	4
Not applicable	IAP	13626	354	7542	353	5907	8947	2817	2765	2812	4510	2023	2044	1974	2538	58212

D. They prevent people from getting the care they need.

[VAR: HMO4]

<u>RESPONSE</u>	<u>PUNCH</u>	<u>YEAR</u>														
		<u>1972-82</u>	<u>1982B</u>	<u>1983-87</u>	<u>1987B</u>	<u>1988-91</u>	<u>1993-98</u>	<u>2000</u>	<u>2002</u>	<u>2004</u>	<u>2006</u>	<u>2008</u>	<u>2010</u>	<u>2012</u>	<u>2014</u>	<u>ALL</u>
Strongly disagree	1	0	0	0	0	0	45	0	0	0	0	0	0	0	0	45
Disagree	2	0	0	0	0	0	365	0	0	0	0	0	0	0	0	365
Neither agree nor disagree	3	0	0	0	0	0	238	0	0	0	0	0	0	0	0	238
Agree	4	0	0	0	0	0	428	0	0	0	0	0	0	0	0	428
Strongly agree	5	0	0	0	0	0	118	0	0	0	0	0	0	0	0	118
Don't know	8	0	0	0	0	0	187	0	0	0	0	0	0	0	0	187
No answer	9	0	0	0	0	0	6	0	0	0	0	0	0	0	0	6
Not applicable	IAP	13626	354	7542	353	5907	8947	2817	2765	2812	4510	2023	2044	1974	2538	58212

E. They damage the trust between doctors and patients.

[VAR: HMO5]

<u>RESPONSE</u>	<u>PUNCH</u>	<u>YEAR</u>														
		<u>1972-82</u>	<u>1982B</u>	<u>1983-87</u>	<u>1987B</u>	<u>1988-91</u>	<u>1993-98</u>	<u>2000</u>	<u>2002</u>	<u>2004</u>	<u>2006</u>	<u>2008</u>	<u>2010</u>	<u>2012</u>	<u>2014</u>	<u>ALL</u>
Strongly disagree	1	0	0	0	0	0	43	0	0	0	0	0	0	0	0	43
Disagree	2	0	0	0	0	0	377	0	0	0	0	0	0	0	0	377
Neither agree nor disagree	3	0	0	0	0	0	269	0	0	0	0	0	0	0	0	269
Agree	4	0	0	0	0	0	379	0	0	0	0	0	0	0	0	379
Strongly agree	5	0	0	0	0	0	130	0	0	0	0	0	0	0	0	130
Don't know	8	0	0	0	0	0	186	0	0	0	0	0	0	0	0	186
No answer	9	0	0	0	0	0	3	0	0	0	0	0	0	0	0	3
Not applicable	IAP	13626	354	7542	353	5907	8947	2817	2765	2812	4510	2023	2044	1974	2538	58212

F. They take important medical decisions out of the hands of physicians.

[VAR: HMO6]

<u>RESPONSE</u>	<u>PUNCH</u>	<u>YEAR</u>														
		<u>1972-82</u>	<u>1982B</u>	<u>1983-87</u>	<u>1987B</u>	<u>1988-91</u>	<u>1993-98</u>	<u>2000</u>	<u>2002</u>	<u>2004</u>	<u>2006</u>	<u>2008</u>	<u>2010</u>	<u>2012</u>	<u>2014</u>	<u>ALL</u>
Strongly disagree	1	0	0	0	0	0	33	0	0	0	0	0	0	0	0	33
Disagree	2	0	0	0	0	0	281	0	0	0	0	0	0	0	0	281
Neither agree nor disagree	3	0	0	0	0	0	216	0	0	0	0	0	0	0	0	216
Agree	4	0	0	0	0	0	461	0	0	0	0	0	0	0	0	461
Strongly agree	5	0	0	0	0	0	180	0	0	0	0	0	0	0	0	180
Don't know	8	0	0	0	0	0	212	0	0	0	0	0	0	0	0	212
No answer	9	0	0	0	0	0	4	0	0	0	0	0	0	0	0	4
Not applicable	IAP	13626	354	7542	353	5907	8947	2817	2765	2812	4510	2023	2044	1974	2538	58212

- G. They make it more difficult to see a specialist for problems like emotional, nervous, and mental health problems.

[VAR: HMO7]

RESPONSE	PUNCH	YEAR														
		1972-82	1982B	1983-87	1987B	1988-91	1993-98	2000	2002	2004	2006	2008	2010	2012	2014	ALL
Strongly disagree	1	0	0	0	0	0	29	0	0	0	0	0	0	0	0	29
Disagree	2	0	0	0	0	0	238	0	0	0	0	0	0	0	0	238
Neither agree nor disagree	3	0	0	0	0	0	198	0	0	0	0	0	0	0	0	198
Agree	4	0	0	0	0	0	469	0	0	0	0	0	0	0	0	469
Strongly agree	5	0	0	0	0	0	194	0	0	0	0	0	0	0	0	194
Don't know	8	0	0	0	0	0	255	0	0	0	0	0	0	0	0	255
No answer	9	0	0	0	0	0	4	0	0	0	0	0	0	0	0	4
Not applicable	IAP	13626	354	7542	353	5907	8947	2817	2765	2812	4510	2023	2044	1974	2538	58212

REMARKS: Hand Card EP contained response options 1-5.

727. As you read each of the following statements, please think about the medical care you are now receiving. If you have not received any medical care recently, circle the answer based on what you would expect if you had to seek care today. Even if you are not entirely certain about your answers, we want to remind you that your best guess is important for each statement.

HAND CARD EQ

- A. Doctors aren't as thorough as they should be.

[VAR: DOC1]

RESPONSE	PUNCH	YEAR														
		1972-82	1982B	1983-87	1987B	1988-91	1993-98	2000	2002	2004	2006	2008	2010	2012	2014	ALL
Strongly agree	1	0	0	0	0	0	128	0	0	0	0	0	0	0	0	128
Agree	2	0	0	0	0	0	571	0	0	0	0	0	0	0	0	571
Uncertain	3	0	0	0	0	0	191	0	0	0	0	0	0	0	0	191
Disagree	4	0	0	0	0	0	425	0	0	0	0	0	0	0	0	425
Strongly disagree	5	0	0	0	0	0	48	0	0	0	0	0	0	0	0	48
Don't know	8	0	0	0	0	0	21	0	0	0	0	0	0	0	0	21
No answer	9	0	0	0	0	0	3	0	0	0	0	0	0	0	0	3
Not applicable	IAP	13626	354	7542	353	5907	8947	2817	2765	2812	4510	2023	2044	1974	2538	58212

B. Doctors always do their best to keep the patient from worrying.

[VAR: DOC2]

<u>RESPONSE</u>	<u>PUNCH</u>	<u>YEAR</u>														
		<u>1972-82</u>	<u>1982B</u>	<u>1983-87</u>	<u>1987B</u>	<u>1988-91</u>	<u>1993-98</u>	<u>2000</u>	<u>2002</u>	<u>2004</u>	<u>2006</u>	<u>2008</u>	<u>2010</u>	<u>2012</u>	<u>2014</u>	<u>ALL</u>
Strongly agree	1	0	0	0	0	0	55	0	0	0	0	0	0	0	0	55
Agree	2	0	0	0	0	0	655	0	0	0	0	0	0	0	0	655
Uncertain	3	0	0	0	0	0	273	0	0	0	0	0	0	0	0	273
Disagree	4	0	0	0	0	0	347	0	0	0	0	0	0	0	0	347
Strongly disagree	5	0	0	0	0	0	37	0	0	0	0	0	0	0	0	37
Don't know	8	0	0	0	0	0	17	0	0	0	0	0	0	0	0	17
No answer	9	0	0	0	0	0	3	0	0	0	0	0	0	0	0	3
Not applicable	IAP	13626	354	7542	353	5907	8947	2817	2765	2812	4510	2023	2044	1974	2538	58212

C. Sometimes doctors take unnecessary risks in treating their patients.

[VAR: DOC3]

<u>RESPONSE</u>	<u>PUNCH</u>	<u>YEAR</u>														
		<u>1972-82</u>	<u>1982B</u>	<u>1983-87</u>	<u>1987B</u>	<u>1988-91</u>	<u>1993-98</u>	<u>2000</u>	<u>2002</u>	<u>2004</u>	<u>2006</u>	<u>2008</u>	<u>2010</u>	<u>2012</u>	<u>2014</u>	<u>ALL</u>
Strongly agree	1	0	0	0	0	0	52	0	0	0	0	0	0	0	0	52
Agree	2	0	0	0	0	0	409	0	0	0	0	0	0	0	0	409
Uncertain	3	0	0	0	0	0	336	0	0	0	0	0	0	0	0	336
Disagree	4	0	0	0	0	0	480	0	0	0	0	0	0	0	0	480
Strongly disagree	5	0	0	0	0	0	55	0	0	0	0	0	0	0	0	55
Don't know	8	0	0	0	0	0	49	0	0	0	0	0	0	0	0	49
No answer	9	0	0	0	0	0	6	0	0	0	0	0	0	0	0	6
Not applicable	IAP	13626	354	7542	353	5907	8947	2817	2765	2812	4510	2023	2044	1974	2538	58212

D. Doctors are very careful to check everything when examining their patients.

[VAR: DOC4]

<u>RESPONSE</u>	<u>PUNCH</u>	<u>YEAR</u>														
		<u>1972-82</u>	<u>1982B</u>	<u>1983-87</u>	<u>1987B</u>	<u>1988-91</u>	<u>1993-98</u>	<u>2000</u>	<u>2002</u>	<u>2004</u>	<u>2006</u>	<u>2008</u>	<u>2010</u>	<u>2012</u>	<u>2014</u>	<u>ALL</u>
Strongly agree	1	0	0	0	0	0	39	0	0	0	0	0	0	0	0	39
Agree	2	0	0	0	0	0	429	0	0	0	0	0	0	0	0	429
Uncertain	3	0	0	0	0	0	282	0	0	0	0	0	0	0	0	282
Disagree	4	0	0	0	0	0	555	0	0	0	0	0	0	0	0	555
Strongly disagree	5	0	0	0	0	0	58	0	0	0	0	0	0	0	0	58
Don't know	8	0	0	0	0	0	20	0	0	0	0	0	0	0	0	20
No answer	9	0	0	0	0	0	4	0	0	0	0	0	0	0	0	4
Not applicable	IAP	13626	354	7542	353	5907	8947	2817	2765	2812	4510	2023	2044	1974	2538	58212

E. Doctors always treat their patients with respect.

[VAR: DOC5]

<u>RESPONSE</u>	<u>PUNCH</u>	<u>YEAR</u>														
		<u>1972-82</u>	<u>1982B</u>	<u>1983-87</u>	<u>1987B</u>	<u>1988-91</u>	<u>1993-98</u>	<u>2000</u>	<u>2002</u>	<u>2004</u>	<u>2006</u>	<u>2008</u>	<u>2010</u>	<u>2012</u>	<u>2014</u>	<u>ALL</u>
Strongly agree	1	0	0	0	0	0	83	0	0	0	0	0	0	0	0	83
Agree	2	0	0	0	0	0	618	0	0	0	0	0	0	0	0	618
Uncertain	3	0	0	0	0	0	193	0	0	0	0	0	0	0	0	193
Disagree	4	0	0	0	0	0	420	0	0	0	0	0	0	0	0	420
Strongly disagree	5	0	0	0	0	0	52	0	0	0	0	0	0	0	0	52
Don't know	8	0	0	0	0	0	14	0	0	0	0	0	0	0	0	14
No answer	9	0	0	0	0	0	7	0	0	0	0	0	0	0	0	7
Not applicable	IAP	13626	354	7542	353	5907	8947	2817	2765	2812	4510	2023	2044	1974	2538	58212

F. I hardly ever see the same doctor when I go for medical care.

[VAR: DOC6]

<u>RESPONSE</u>	<u>PUNCH</u>	<u>YEAR</u>														
		<u>1972-82</u>	<u>1982B</u>	<u>1983-87</u>	<u>1987B</u>	<u>1988-91</u>	<u>1993-98</u>	<u>2000</u>	<u>2002</u>	<u>2004</u>	<u>2006</u>	<u>2008</u>	<u>2010</u>	<u>2012</u>	<u>2014</u>	<u>ALL</u>
Strongly agree	1	0	0	0	0	0	40	0	0	0	0	0	0	0	0	40
Agree	2	0	0	0	0	0	214	0	0	0	0	0	0	0	0	214
Uncertain	3	0	0	0	0	0	59	0	0	0	0	0	0	0	0	59
Disagree	4	0	0	0	0	0	781	0	0	0	0	0	0	0	0	781
Strongly disagree	5	0	0	0	0	0	253	0	0	0	0	0	0	0	0	253
Don't know	8	0	0	0	0	0	31	0	0	0	0	0	0	0	0	31
No answer	9	0	0	0	0	0	9	0	0	0	0	0	0	0	0	9
Not applicable	IAP	13626	354	7542	353	5907	8947	2817	2765	2812	4510	2023	2044	1974	2538	58212

G. Doctors always avoid unnecessary patient expenses.

[VAR: DOC7]

<u>RESPONSE</u>	<u>PUNCH</u>	<u>YEAR</u>														
		<u>1972-82</u>	<u>1982B</u>	<u>1983-87</u>	<u>1987B</u>	<u>1988-91</u>	<u>1993-98</u>	<u>2000</u>	<u>2002</u>	<u>2004</u>	<u>2006</u>	<u>2008</u>	<u>2010</u>	<u>2012</u>	<u>2014</u>	<u>ALL</u>
Strongly agree	1	0	0	0	0	0	33	0	0	0	0	0	0	0	0	33
Agree	2	0	0	0	0	0	274	0	0	0	0	0	0	0	0	274
Uncertain	3	0	0	0	0	0	280	0	0	0	0	0	0	0	0	280
Disagree	4	0	0	0	0	0	643	0	0	0	0	0	0	0	0	643
Strongly disagree	5	0	0	0	0	0	109	0	0	0	0	0	0	0	0	109
Don't know	8	0	0	0	0	0	41	0	0	0	0	0	0	0	0	41
No answer	9	0	0	0	0	0	7	0	0	0	0	0	0	0	0	7
Not applicable	IAP	13626	354	7542	353	5907	8947	2817	2765	2812	4510	2023	2044	1974	2538	58212

H. Doctors cause people to worry a lot because they don't explain medical problems to patients.

[VAR: DOC8]

<u>RESPONSE</u>	<u>PUNCH</u>	<u>YEAR</u>														
		<u>1972-82</u>	<u>1982B</u>	<u>1983-87</u>	<u>1987B</u>	<u>1988-91</u>	<u>1993-98</u>	<u>2000</u>	<u>2002</u>	<u>2004</u>	<u>2006</u>	<u>2008</u>	<u>2010</u>	<u>2012</u>	<u>2014</u>	<u>ALL</u>
Strongly agree	1	0	0	0	0	0	90	0	0	0	0	0	0	0	0	90
Agree	2	0	0	0	0	0	470	0	0	0	0	0	0	0	0	470
Uncertain	3	0	0	0	0	0	219	0	0	0	0	0	0	0	0	219
Disagree	4	0	0	0	0	0	523	0	0	0	0	0	0	0	0	523
Strongly disagree	5	0	0	0	0	0	63	0	0	0	0	0	0	0	0	63
Don't know	8	0	0	0	0	0	18	0	0	0	0	0	0	0	0	18
No answer	9	0	0	0	0	0	4	0	0	0	0	0	0	0	0	4
Not applicable	IAP	13626	354	7542	353	5907	8947	2817	2765	2812	4510	2023	2044	1974	2538	58212

I. The medical problems I've had in the past are ignored when I seek care for a new medical problem.

[VAR: DOC9]

<u>RESPONSE</u>	<u>PUNCH</u>	<u>YEAR</u>														
		<u>1972-82</u>	<u>1982B</u>	<u>1983-87</u>	<u>1987B</u>	<u>1988-91</u>	<u>1993-98</u>	<u>2000</u>	<u>2002</u>	<u>2004</u>	<u>2006</u>	<u>2008</u>	<u>2010</u>	<u>2012</u>	<u>2014</u>	<u>ALL</u>
Strongly agree	1	0	0	0	0	0	36	0	0	0	0	0	0	0	0	36
Agree	2	0	0	0	0	0	206	0	0	0	0	0	0	0	0	206
Uncertain	3	0	0	0	0	0	199	0	0	0	0	0	0	0	0	199
Disagree	4	0	0	0	0	0	786	0	0	0	0	0	0	0	0	786
Strongly disagree	5	0	0	0	0	0	99	0	0	0	0	0	0	0	0	99
Don't know	8	0	0	0	0	0	55	0	0	0	0	0	0	0	0	55
No answer	9	0	0	0	0	0	6	0	0	0	0	0	0	0	0	6
Not applicable	IAP	13626	354	7542	353	5907	8947	2817	2765	2812	4510	2023	2044	1974	2538	58212

J. Doctors never recommend surgery (an operation) unless there is no other way to solve the problem.

[VAR: DOC10]

<u>RESPONSE</u>	<u>PUNCH</u>	<u>YEAR</u>														
		<u>1972-82</u>	<u>1982B</u>	<u>1983-87</u>	<u>1987B</u>	<u>1988-91</u>	<u>1993-98</u>	<u>2000</u>	<u>2002</u>	<u>2004</u>	<u>2006</u>	<u>2008</u>	<u>2010</u>	<u>2012</u>	<u>2014</u>	<u>ALL</u>
Strongly agree	1	0	0	0	0	0	50	0	0	0	0	0	0	0	0	50
Agree	2	0	0	0	0	0	539	0	0	0	0	0	0	0	0	539
Uncertain	3	0	0	0	0	0	268	0	0	0	0	0	0	0	0	268
Disagree	4	0	0	0	0	0	432	0	0	0	0	0	0	0	0	432
Strongly disagree	5	0	0	0	0	0	47	0	0	0	0	0	0	0	0	47
Don't know	8	0	0	0	0	0	46	0	0	0	0	0	0	0	0	46
No answer	9	0	0	0	0	0	5	0	0	0	0	0	0	0	0	5
Not applicable	IAP	13626	354	7542	353	5907	8947	2817	2765	2812	4510	2023	2044	1974	2538	58212

K. My doctor is willing to refer me to a specialist when needed.

[VAR: DOC11]

<u>RESPONSE</u>	<u>PUNCH</u>	<u>YEAR</u>														
		<u>1972-82</u>	<u>1982B</u>	<u>1983-87</u>	<u>1987B</u>	<u>1988-91</u>	<u>1993-98</u>	<u>2000</u>	<u>2002</u>	<u>2004</u>	<u>2006</u>	<u>2008</u>	<u>2010</u>	<u>2012</u>	<u>2014</u>	<u>ALL</u>
Strongly agree	1	0	0	0	0	0	195	0	0	0	0	0	0	0	0	195
Agree	2	0	0	0	0	0	966	0	0	0	0	0	0	0	0	966
Uncertain	3	0	0	0	0	0	108	0	0	0	0	0	0	0	0	108
Disagree	4	0	0	0	0	0	68	0	0	0	0	0	0	0	0	68
Strongly disagree	5	0	0	0	0	0	6	0	0	0	0	0	0	0	0	6
Don't know	8	0	0	0	0	0	38	0	0	0	0	0	0	0	0	38
No answer	9	0	0	0	0	0	6	0	0	0	0	0	0	0	0	6
Not applicable	IAP	13626	354	7542	353	5907	8947	2817	2765	2812	4510	2023	2044	1974	2538	58212

L. I worry that my doctor is being prevented from telling me the full range of options for my treatment.

[VAR: DOC12]

<u>RESPONSE</u>	<u>PUNCH</u>	<u>YEAR</u>														
		<u>1972-82</u>	<u>1982B</u>	<u>1983-87</u>	<u>1987B</u>	<u>1988-91</u>	<u>1993-98</u>	<u>2000</u>	<u>2002</u>	<u>2004</u>	<u>2006</u>	<u>2008</u>	<u>2010</u>	<u>2012</u>	<u>2014</u>	<u>ALL</u>
Strongly agree	1	0	0	0	0	0	45	0	0	0	0	0	0	0	45	
Agree	2	0	0	0	0	0	254	0	0	0	0	0	0	0	254	
Uncertain	3	0	0	0	0	0	237	0	0	0	0	0	0	0	237	
Disagree	4	0	0	0	0	0	690	0	0	0	0	0	0	0	690	
Strongly disagree	5	0	0	0	0	0	114	0	0	0	0	0	0	0	114	
Don't know	8	0	0	0	0	0	41	0	0	0	0	0	0	0	41	
No answer	9	0	0	0	0	0	6	0	0	0	0	0	0	0	6	
Not applicable	IAP	13626	354	7542	353	5907	8947	2817	2765	2812	4510	2023	2044	1974	2538	58212

M. I worry that I will be denied the treatment or services I need.

[VAR: DOC13]

<u>RESPONSE</u>	<u>PUNCH</u>	<u>YEAR</u>														
		<u>1972-82</u>	<u>1982B</u>	<u>1983-87</u>	<u>1987B</u>	<u>1988-91</u>	<u>1993-98</u>	<u>2000</u>	<u>2002</u>	<u>2004</u>	<u>2006</u>	<u>2008</u>	<u>2010</u>	<u>2012</u>	<u>2014</u>	<u>ALL</u>
Strongly agree	1	0	0	0	0	0	59	0	0	0	0	0	0	0	59	
Agree	2	0	0	0	0	0	261	0	0	0	0	0	0	0	261	
Uncertain	3	0	0	0	0	0	185	0	0	0	0	0	0	0	185	
Disagree	4	0	0	0	0	0	734	0	0	0	0	0	0	0	734	
Strongly disagree	5	0	0	0	0	0	118	0	0	0	0	0	0	0	118	
Don't know	8	0	0	0	0	0	24	0	0	0	0	0	0	0	24	
No answer	9	0	0	0	0	0	6	0	0	0	0	0	0	0	6	
Not applicable	IAP	13626	354	7542	353	5907	8947	2817	2765	2812	4510	2023	2044	1974	2538	58212

N. I worry that my doctor will put cost considerations above the care I need.

[VAR: DOC14]

<u>RESPONSE</u>	<u>PUNCH</u>	<u>YEAR</u>														
		<u>1972-82</u>	<u>1982B</u>	<u>1983-87</u>	<u>1987B</u>	<u>1988-91</u>	<u>1993-98</u>	<u>2000</u>	<u>2002</u>	<u>2004</u>	<u>2006</u>	<u>2008</u>	<u>2010</u>	<u>2012</u>	<u>2014</u>	<u>ALL</u>
Strongly agree	1	0	0	0	0	0	49	0	0	0	0	0	0	0	49	
Agree	2	0	0	0	0	0	280	0	0	0	0	0	0	0	280	
Uncertain	3	0	0	0	0	0	201	0	0	0	0	0	0	0	201	
Disagree	4	0	0	0	0	0	710	0	0	0	0	0	0	0	710	
Strongly disagree	5	0	0	0	0	0	116	0	0	0	0	0	0	0	116	
Don't know	8	0	0	0	0	0	26	0	0	0	0	0	0	0	26	
No answer	9	0	0	0	0	0	5	0	0	0	0	0	0	0	5	
Not applicable	IAP	13626	354	7542	353	5907	8947	2817	2765	2812	4510	2023	2044	1974	2538	58212

How much do you agree and disagree with the following statements?

O. I doubt that my doctor really cares about me as a person.

[VAR: DOC15]

<u>RESPONSE</u>	<u>PUNCH</u>	<u>YEAR</u>														
		<u>1972-82</u>	<u>1982B</u>	<u>1983-87</u>	<u>1987B</u>	<u>1988-91</u>	<u>1993-98</u>	<u>2000</u>	<u>2002</u>	<u>2004</u>	<u>2006</u>	<u>2008</u>	<u>2010</u>	<u>2012</u>	<u>2014</u>	<u>ALL</u>
Strongly agree	1	0	0	0	0	0	25	0	0	0	67	0	0	0	92	
Agree	2	0	0	0	0	0	199	0	0	0	175	0	0	0	374	
Neither agree nor disagree	3	0	0	0	0	0	208	0	0	0	263	0	0	0	471	
Disagree	4	0	0	0	0	0	758	0	0	0	586	0	0	0	1344	
Strongly disagree	5	0	0	0	0	0	164	0	0	0	308	0	0	0	472	
Don't know	8	0	0	0	0	0	24	0	0	0	25	0	0	0	49	
No answer	9	0	0	0	0	0	9	0	0	0	13	0	0	0	22	
Not applicable	IAP	13626	354	7542	353	5907	8947	2817	2765	2812	3073	2023	2044	1974	2538	56775

P. I trust my doctor's judgments about my medical care.

[VAR: DOC16]

<u>RESPONSE</u>	<u>PUNCH</u>	<u>YEAR</u>														
		<u>1972-82</u>	<u>1982B</u>	<u>1983-87</u>	<u>1987B</u>	<u>1988-91</u>	<u>1993-98</u>	<u>2000</u>	<u>2002</u>	<u>2004</u>	<u>2006</u>	<u>2008</u>	<u>2010</u>	<u>2012</u>	<u>2014</u>	<u>ALL</u>
Strongly agree	1	0	0	0	0	0	164	0	0	0	383	0	0	0	0	547
Agree	2	0	0	0	0	0	944	0	0	0	785	0	0	0	0	1729
Neither agree nor disagree	3	0	0	0	0	0	157	0	0	0	155	0	0	0	0	312
Disagree	4	0	0	0	0	0	82	0	0	0	57	0	0	0	0	139
Strongly disagree	5	0	0	0	0	0	17	0	0	0	25	0	0	0	0	42
Don't know	8	0	0	0	0	0	14	0	0	0	19	0	0	0	0	33
No answer	9	0	0	0	0	0	9	0	0	0	13	0	0	0	0	22
Not applicable	IAP	13626	354	7542	353	5907	8947	2817	2765	2812	3073	2023	2044	1974	2538	56775

Q. I feel my doctor does not do everything s/he should for my medical care.

[VAR: DOC17]

<u>RESPONSE</u>	<u>PUNCH</u>	<u>YEAR</u>														
		<u>1972-82</u>	<u>1982B</u>	<u>1983-87</u>	<u>1987B</u>	<u>1988-91</u>	<u>1993-98</u>	<u>2000</u>	<u>2002</u>	<u>2004</u>	<u>2006</u>	<u>2008</u>	<u>2010</u>	<u>2012</u>	<u>2014</u>	<u>ALL</u>
Strongly agree	1	0	0	0	0	0	26	0	0	0	0	0	0	0	0	26
Agree	2	0	0	0	0	0	246	0	0	0	0	0	0	0	0	246
Neither agree nor disagree	3	0	0	0	0	0	204	0	0	0	0	0	0	0	0	204
Disagree	4	0	0	0	0	0	747	0	0	0	0	0	0	0	0	747
Strongly disagree	5	0	0	0	0	0	130	0	0	0	0	0	0	0	0	130
Don't know	8	0	0	0	0	0	24	0	0	0	0	0	0	0	0	24
No answer	9	0	0	0	0	0	10	0	0	0	0	0	0	0	0	10
Not applicable	IAP	13626	354	7542	353	5907	8947	2817	2765	2812	4510	2023	2044	1974	2538	58212

R. I trust my doctor to put my medical needs above all other considerations when treating my medical problems.

[VAR: DOC18]

<u>RESPONSE</u>	<u>PUNCH</u>	<u>YEAR</u>														
		<u>1972-82</u>	<u>1982B</u>	<u>1983-87</u>	<u>1987B</u>	<u>1988-91</u>	<u>1993-98</u>	<u>2000</u>	<u>2002</u>	<u>2004</u>	<u>2006</u>	<u>2008</u>	<u>2010</u>	<u>2012</u>	<u>2014</u>	<u>ALL</u>
Strongly agree	1	0	0	0	0	0	135	0	0	0	342	0	0	0	0	477
Agree	2	0	0	0	0	0	860	0	0	0	761	0	0	0	0	1621
Neither agree nor disagree	3	0	0	0	0	0	205	0	0	0	190	0	0	0	0	395
Disagree	4	0	0	0	0	0	134	0	0	0	87	0	0	0	0	221
Strongly disagree	5	0	0	0	0	0	11	0	0	0	21	0	0	0	0	32
Don't know	8	0	0	0	0	0	32	0	0	0	23	0	0	0	0	55
No answer	9	0	0	0	0	0	10	0	0	0	13	0	0	0	0	23
Not applicable	IAP	13626	354	7542	353	5907	8947	2817	2765	2812	3073	2023	2044	1974	2538	56775

S. My doctor is a real expert in taking care of medical problems like mine.

[VAR: DOC19]

<u>RESPONSE</u>	<u>PUNCH</u>	<u>YEAR</u>														
		<u>1972-82</u>	<u>1982B</u>	<u>1983-87</u>	<u>1987B</u>	<u>1988-91</u>	<u>1993-98</u>	<u>2000</u>	<u>2002</u>	<u>2004</u>	<u>2006</u>	<u>2008</u>	<u>2010</u>	<u>2012</u>	<u>2014</u>	<u>ALL</u>
Strongly agree	1	0	0	0	0	0	118	0	0	0	287	0	0	0	0	405
Agree	2	0	0	0	0	0	689	0	0	0	732	0	0	0	0	1421
Neither agree nor disagree	3	0	0	0	0	0	357	0	0	0	299	0	0	0	0	656
Disagree	4	0	0	0	0	0	138	0	0	0	63	0	0	0	0	201
Strongly disagree	5	0	0	0	0	0	15	0	0	0	15	0	0	0	0	30
Don't know	8	0	0	0	0	0	60	0	0	0	28	0	0	0	0	88
No answer	9	0	0	0	0	0	10	0	0	0	13	0	0	0	0	23
Not applicable	IAP	13626	354	7542	353	5907	8947	2817	2765	2812	3073	2023	2044	1974	2538	56775

T. I trust my doctor to tell me if a mistake was made about my treatment.

[VAR: DOC20]

<u>RESPONSE</u>	<u>PUNCH</u>	<u>YEAR</u>														
		<u>1972-82</u>	<u>1982B</u>	<u>1983-87</u>	<u>1987B</u>	<u>1988-91</u>	<u>1993-98</u>	<u>2000</u>	<u>2002</u>	<u>2004</u>	<u>2006</u>	<u>2008</u>	<u>2010</u>	<u>2012</u>	<u>2014</u>	<u>ALL</u>
Strongly agree	1	0	0	0	0	0	102	0	0	0	266	0	0	0	0	368
Agree	2	0	0	0	0	0	728	0	0	0	713	0	0	0	0	1441
Neither agree nor disagree	3	0	0	0	0	0	219	0	0	0	220	0	0	0	0	439
Disagree	4	0	0	0	0	0	222	0	0	0	145	0	0	0	0	367
Strongly disagree	5	0	0	0	0	0	62	0	0	0	55	0	0	0	0	117
Don't know	8	0	0	0	0	0	44	0	0	0	24	0	0	0	0	68
No answer	9	0	0	0	0	0	10	0	0	0	14	0	0	0	0	24
Not applicable	IAP	13626	354	7542	353	5907	8947	2817	2765	2812	3073	2023	2044	1974	2538	56775

REMARKS: Hand Card EQ contained response options 1-5.

Middle option "Uncertain" for A - N and "Neither agree nor disagree" for O - T.

728. Next, I'd like to ask you some questions about the medication called Prozac.

A. Have you ever heard of Prozac?

[VAR: PROZAC]

<u>RESPONSE</u>	<u>PUNCH</u>	<u>YEAR</u>														
		<u>1972-82</u>	<u>1982B</u>	<u>1983-87</u>	<u>1987B</u>	<u>1988-91</u>	<u>1993-98</u>	<u>2000</u>	<u>2002</u>	<u>2004</u>	<u>2006</u>	<u>2008</u>	<u>2010</u>	<u>2012</u>	<u>2014</u>	<u>ALL</u>
Yes	1	0	0	0	0	0	1191	0	0	0	1258	0	0	0	0	2449
No (SKIP TO SOCSECR)	2	0	0	0	0	0	161	0	0	0	152	0	0	0	0	313
Not sure/Can't remember	8	0	0	0	0	0	29	0	0	0	13	0	0	0	0	42
No answer	9	0	0	0	0	0	6	0	0	0	14	0	0	0	0	20
Not applicable	IAP	13626	354	7542	353	5907	8947	2817	2765	2812	3073	2023	2044	1974	2538	56775

B. Have you, yourself, ever taken Prozac?

[VAR: USEDPROZ]

<u>RESPONSE</u>	<u>PUNCH</u>	<u>YEAR</u>														
		<u>1972-82</u>	<u>1982B</u>	<u>1983-87</u>	<u>1987B</u>	<u>1988-91</u>	<u>1993-98</u>	<u>2000</u>	<u>2002</u>	<u>2004</u>	<u>2006</u>	<u>2008</u>	<u>2010</u>	<u>2012</u>	<u>2014</u>	<u>ALL</u>
Yes	1	0	0	0	0	0	97	0	0	0	132	0	0	0	0	229
No	2	0	0	0	0	0	1078	0	0	0	1123	0	0	0	0	2201
Not sure/Can't remember	8	0	0	0	0	0	7	0	0	0	2	0	0	0	0	9
No answer	9	0	0	0	0	0	15	0	0	0	15	0	0	0	0	30
Not applicable (Punch 2 on PROZAC)	IAP	13626	354	7542	353	5907	9137	2817	2765	2812	3238	2023	2044	1974	2538	57130

C. Have you ever personally known anyone who took Prozac?

[VAR: KNWNPROZ]

<u>RESPONSE</u>	<u>PUNCH</u>	<u>YEAR</u>														
		<u>1972-82</u>	<u>1982B</u>	<u>1983-87</u>	<u>1987B</u>	<u>1988-91</u>	<u>1993-98</u>	<u>2000</u>	<u>2002</u>	<u>2004</u>	<u>2006</u>	<u>2008</u>	<u>2010</u>	<u>2012</u>	<u>2014</u>	<u>ALL</u>
Yes	1	0	0	0	0	0	670	0	0	0	735	0	0	0	0	1405
No	2	0	0	0	0	0	470	0	0	0	502	0	0	0	0	972
Not sure/Can't remember	8	0	0	0	0	0	41	0	0	0	20	0	0	0	0	61
No answer	9	0	0	0	0	0	16	0	0	0	15	0	0	0	0	31
Not applicable (Punch 2 on PROZAC)	IAP	13626	354	7542	353	5907	9137	2817	2765	2812	3238	2023	2044	1974	2538	57130

729. What can you tell me about what Prozac is used for?

A. First mention

[VAR: PROZFOR1]

<u>RESPONSE</u>	<u>PUNCH</u>	<u>YEAR</u>														<u>ALL</u>
		<u>1972-82</u>	<u>1982B</u>	<u>1983-87</u>	<u>1987B</u>	<u>1988-91</u>	<u>1993-98</u>	<u>2000</u>	<u>2002</u>	<u>2004</u>	<u>2006</u>	<u>2008</u>	<u>2010</u>	<u>2012</u>	<u>2014</u>	
1	1	0	0	0	0	0	136	0	0	0	711	0	0	0	0	847
2	2	0	0	0	0	0	539	0	0	0	0	0	0	0	0	539
3	3	0	0	0	0	0	34	0	0	0	1	0	0	0	0	35
4	4	0	0	0	0	0	57	0	0	0	0	0	0	0	0	57
5	5	0	0	0	0	0	18	0	0	0	0	0	0	0	0	18
6	6	0	0	0	0	0	16	0	0	0	31	0	0	0	0	47
7	7	0	0	0	0	0	60	0	0	0	0	0	0	0	0	60
8	8	0	0	0	0	0	4	0	0	0	0	0	0	0	0	4
9	9	0	0	0	0	0	14	0	0	0	1	0	0	0	0	15
10	10	0	0	0	0	0	0	0	0	0	90	0	0	0	0	90
11	11	0	0	0	0	0	23	0	0	0	9	0	0	0	0	32
12	12	0	0	0	0	0	3	0	0	0	26	0	0	0	0	29
13	13	0	0	0	0	0	8	0	0	0	23	0	0	0	0	31
14	14	0	0	0	0	0	1	0	0	0	25	0	0	0	0	26
15	15	0	0	0	0	0	16	0	0	0	1	0	0	0	0	17
16	16	0	0	0	0	0	7	0	0	0	8	0	0	0	0	15
17	17	0	0	0	0	0	11	0	0	0	0	0	0	0	0	11
18	18	0	0	0	0	0	2	0	0	0	51	0	0	0	0	53
19	19	0	0	0	0	0	4	0	0	0	0	0	0	0	0	4
20	20	0	0	0	0	0	24	0	0	0	9	0	0	0	0	33
21	21	0	0	0	0	0	1	0	0	0	11	0	0	0	0	12
22	22	0	0	0	0	0	5	0	0	0	0	0	0	0	0	5
23	23	0	0	0	0	0	5	0	0	0	0	0	0	0	0	5
24	24	0	0	0	0	0	4	0	0	0	9	0	0	0	0	13
25	25	0	0	0	0	0	13	0	0	0	5	0	0	0	0	18
26	26	0	0	0	0	0	1	0	0	0	18	0	0	0	0	19
27	27	0	0	0	0	0	0	0	0	0	12	0	0	0	0	12
28	28	0	0	0	0	0	0	0	0	0	1	0	0	0	0	1
29	29	0	0	0	0	0	0	0	0	0	2	0	0	0	0	2
30	30	0	0	0	0	0	0	0	0	0	8	0	0	0	0	8
32	32	0	0	0	0	0	0	0	0	0	1	0	0	0	0	1
34	34	0	0	0	0	0	0	0	0	0	6	0	0	0	0	6

[VAR: PROZFOR1] (CONTINUED)

<u>RESPONSE</u>	<u>PUNCH</u>	<u>YEAR</u>														
		<u>1972-82</u>	<u>1982B</u>	<u>1983-87</u>	<u>1987B</u>	<u>1988-91</u>	<u>1993-98</u>	<u>2000</u>	<u>2002</u>	<u>2004</u>	<u>2006</u>	<u>2008</u>	<u>2010</u>	<u>2012</u>	<u>2014</u>	<u>ALL</u>
50	50	0	0	0	0	0	13	0	0	0	0	0	0	0	0	13
95	95	0	0	0	0	0	0	0	0	0	91	0	0	0	0	91
97	97	0	0	0	0	0	0	0	0	0	97	0	0	0	0	97
98	98	0	0	0	0	0	144	0	0	0	1	0	0	0	0	145
99	99	0	0	0	0	0	34	0	0	0	10	0	0	0	0	44
Not applicable (Punch 2 on PROZAC)	IAP	13626	354	7542	353	5907	9137	2817	2765	2812	3252	2023	2044	1974	2538	57144

B. Second mention

[VAR: PROZFOR2]

<u>RESPONSE</u>	<u>PUNCH</u>	<u>YEAR</u>														
		<u>1972-82</u>	<u>1982B</u>	<u>1983-87</u>	<u>1987B</u>	<u>1988-91</u>	<u>1993-96</u>	<u>2000</u>	<u>2002</u>	<u>2004</u>	<u>2006</u>	<u>2008</u>	<u>2010</u>	<u>2012</u>	<u>2014</u>	<u>ALL</u>
1	1	0	0	0	0	0	35	0	0	0	0	0	0	0	0	35
2	2	0	0	0	0	0	58	0	0	0	10	0	0	0	0	68
3	3	0	0	0	0	0	22	0	0	0	3	0	0	0	0	25
4	4	0	0	0	0	0	14	0	0	0	0	0	0	0	0	14
5	5	0	0	0	0	0	21	0	0	0	1	0	0	0	0	22
6	6	0	0	0	0	0	6	0	0	0	78	0	0	0	0	84
7	7	0	0	0	0	0	14	0	0	0	0	0	0	0	0	14
8	8	0	0	0	0	0	5	0	0	0	1	0	0	0	0	6
9	9	0	0	0	0	0	3	0	0	0	1	0	0	0	0	4
10	10	0	0	0	0	0	1	0	0	0	20	0	0	0	0	21
11	11	0	0	0	0	0	30	0	0	0	4	0	0	0	0	34
12	12	0	0	0	0	0	3	0	0	0	25	0	0	0	0	28
13	13	0	0	0	0	0	4	0	0	0	18	0	0	0	0	22
14	14	0	0	0	0	0	6	0	0	0	11	0	0	0	0	17
15	15	0	0	0	0	0	9	0	0	0	0	0	0	0	0	9
16	16	0	0	0	0	0	8	0	0	0	7	0	0	0	0	15
17	17	0	0	0	0	0	3	0	0	0	0	0	0	0	0	3
18	18	0	0	0	0	0	3	0	0	0	10	0	0	0	0	13
19	19	0	0	0	0	0	2	0	0	0	0	0	0	0	0	2
20	20	0	0	0	0	0	8	0	0	0	13	0	0	0	0	21
21	21	0	0	0	0	0	5	0	0	0	16	0	0	0	0	21

[VAR: PROZFOR2] (CONTINUED)

<u>RESPONSE</u>	<u>PUNCH</u>	<u>YEAR</u>														
		<u>1972-82</u>	<u>1982B</u>	<u>1983-87</u>	<u>1987B</u>	<u>1988-91</u>	<u>1993-96</u>	<u>2000</u>	<u>2002</u>	<u>2004</u>	<u>2006</u>	<u>2008</u>	<u>2010</u>	<u>2012</u>	<u>2014</u>	<u>ALL</u>
22	22	0	0	0	0	0	3	0	0	0	3	0	0	0	0	6
23	23	0	0	0	0	0	2	0	0	0	0	0	0	0	0	2
24	24	0	0	0	0	0	8	0	0	0	7	0	0	0	0	15
25	25	0	0	0	0	0	30	0	0	0	2	0	0	0	0	32
26	26	0	0	0	0	0	3	0	0	0	5	0	0	0	0	8
27	27	0	0	0	0	0	0	0	0	0	2	0	0	0	0	2
29	29	0	0	0	0	0	0	0	0	0	8	0	0	0	0	8
30	30	0	0	0	0	0	0	0	0	0	5	0	0	0	0	5
31	31	0	0	0	0	0	0	0	0	0	2	0	0	0	0	2
33	33	0	0	0	0	0	0	0	0	0	2	0	0	0	0	2
34	34	0	0	0	0	0	0	0	0	0	5	0	0	0	0	5
50	50	0	0	0	0	0	5	0	0	0	0	0	0	0	0	5
98	98	0	0	0	0	0	0	0	0	0	999	0	0	0	0	999
99	99	0	0	0	0	0	6	0	0	0	0	0	0	0	0	6
Not applicable (Punch 2 on PROZAC)	IAP	13626	354	7542	353	5907	10017	2817	2765	2812	3252	2023	2044	1974	2538	58024

C. Third Mention

[VAR: PROZFOR3]

<u>RESPONSE</u>	<u>PUNCH</u>	<u>YEAR</u>														
		<u>1972-82</u>	<u>1982B</u>	<u>1983-87</u>	<u>1987B</u>	<u>1988-91</u>	<u>1993-96</u>	<u>2000</u>	<u>2002</u>	<u>2004</u>	<u>2006</u>	<u>2008</u>	<u>2010</u>	<u>2012</u>	<u>2014</u>	<u>ALL</u>
1	1	0	0	0	0	0	9	0	0	0	0	0	0	0	0	9
2	2	0	0	0	0	0	8	0	0	0	0	0	0	0	0	8
3	3	0	0	0	0	0	3	0	0	0	0	0	0	0	0	3
4	4	0	0	0	0	0	6	0	0	0	0	0	0	0	0	6
5	5	0	0	0	0	0	3	0	0	0	0	0	0	0	0	3
6	6	0	0	0	0	0	3	0	0	0	4	0	0	0	0	7
7	7	0	0	0	0	0	0	0	0	0	0	0	0	0	0	0
8	8	0	0	0	0	0	2	0	0	0	0	0	0	0	0	2
9	9	0	0	0	0	0	0	0	0	0	0	0	0	0	0	0
10	10	0	0	0	0	0	0	0	0	0	1	0	0	0	0	1
11	11	0	0	0	0	0	4	0	0	0	0	0	0	0	0	4
12	12	0	0	0	0	0	2	0	0	0	2	0	0	0	0	4
13	13	0	0	0	0	0	2	0	0	0	2	0	0	0	0	4

[VAR: PROZFOR3] (CONTINUED)

<u>RESPONSE</u>	<u>PUNCH</u>	<u>YEAR</u>														<u>ALL</u>
		<u>1972-82</u>	<u>1982B</u>	<u>1983-87</u>	<u>1987B</u>	<u>1988-91</u>	<u>1993-96</u>	<u>2000</u>	<u>2002</u>	<u>2004</u>	<u>2006</u>	<u>2008</u>	<u>2010</u>	<u>2012</u>	<u>2014</u>	
14	14	0	0	0	0	0	1	0	0	0	4	0	0	0	0	5
15	15	0	0	0	0	0	1	0	0	0	0	0	0	0	0	1
16	16	0	0	0	0	0	2	0	0	0	5	0	0	0	0	7
17	17	0	0	0	0	0	0	0	0	0	0	0	0	0	0	0
18	18	0	0	0	0	0	0	0	0	0	1	0	0	0	0	1
19	19	0	0	0	0	0	3	0	0	0	2	0	0	0	0	5
20	20	0	0	0	0	0	1	0	0	0	4	0	0	0	0	5
21	21	0	0	0	0	0	1	0	0	0	2	0	0	0	0	3
22	22	0	0	0	0	0	0	0	0	0	0	0	0	0	0	0
23	23	0	0	0	0	0	0	0	0	0	0	0	0	0	0	0
24	24	0	0	0	0	0	7	0	0	0	3	0	0	0	0	10
25	25	0	0	0	0	0	6	0	0	0	0	0	0	0	0	6
26	26	0	0	0	0	0	0	0	0	0	1	0	0	0	0	1
30	30	0	0	0	0	0	0	0	0	0	1	0	0	0	0	1
31	31	0	0	0	0	0	0	0	0	0	2	0	0	0	0	2
32	32	0	0	0	0	0	0	0	0	0	3	0	0	0	0	3
34	34	0	0	0	0	0	0	0	0	0	5	0	0	0	0	5
50	50	0	0	0	0	0	5	0	0	0	0	0	0	0	0	5
98	98	0	0	0	0	0	0	0	0	0	1216	0	0	0	0	1216
99	99	0	0	0	0	0	6	0	0	0	0	0	0	0	0	6
Not applicable (Punch 2 on PROZAC)	IAP	13626	354	7542	353	5907	10259	2817	2765	2812	3252	2023	2044	1974	2538	58266

REMARKS: Punches given for PROZFOR1-3 refer to the codes listed below:

1. Psychiatric/mental health/problems/illness; crazy people; emotional problems/disturbance; mental stability/instability
2. Depression/anti-depressant
3. Mood stabilization/swings/altering/enhancing
4. Calming; relaxing
5. Stress
6. Unhappiness/happiness; feel good
7. Psychotropic drug; nerve pill
8. Dieting
9. Upper/stimulant
10. Addictions
11. Anxiety
12. Obsessive Compulsive Disorder
13. Tranquilizer/sedative/downer
14. Sleep disorder
15. Hyperactivity in/calm down children; Attention Deficit Disorder
16. Chemical imbalance/brain chemistry/regulate chemicals
17. Valley/manic depressive/bi-polar
18. Serotonin
19. Schizophrenia/hearing voices/hallucinations
20. Logical thinking/concentration/brain stimulation
21. Suicide
22. Female disorders/hormonal imbalance; hot flushes; PMS; Menopause
23. Pain reliever
24. Other specific mental disorders; phobias; panic attacks; MPD; learning disability; lust or sex desire
25. General negative comments with no reference to it doing anything
26. Eating disorder
50. Miscellaneous
98. DK
99. No answer

730. How much do you agree or disagree with the following statements?

HAND CARD ER

A. Prozac is harmful to the body.

[VAR: PROZ1]

<u>RESPONSE</u>	<u>PUNCH</u>	<u>YEAR</u>														
		<u>1972-82</u>	<u>1982B</u>	<u>1983-87</u>	<u>1987B</u>	<u>1988-91</u>	<u>1993-98</u>	<u>2000</u>	<u>2002</u>	<u>2004</u>	<u>2006</u>	<u>2008</u>	<u>2010</u>	<u>2012</u>	<u>2014</u>	<u>ALL</u>
Strongly agree	1	0	0	0	0	0	59	0	0	0	78	0	0	0	0	137
Agree	2	0	0	0	0	0	240	0	0	0	236	0	0	0	0	476
Neither agree nor disagree	3	0	0	0	0	0	371	0	0	0	537	0	0	0	0	908
Disagree	4	0	0	0	0	0	211	0	0	0	225	0	0	0	0	436
Strongly disagree	5	0	0	0	0	0	28	0	0	0	35	0	0	0	0	63
Don't know	8	0	0	0	0	0	279	0	0	0	144	0	0	0	0	423
No answer	9	0	0	0	0	0	9	0	0	0	17	0	0	0	0	26
Not applicable (Punch 2 on PROZAC)	IAP	13626	354	7542	353	5907	9137	2817	2765	2812	3238	2023	2044	1974	2538	57130

B. If symptoms are no longer present, people should discontinue Prozac.

[VAR: PROZ2]

<u>RESPONSE</u>	<u>PUNCH</u>	<u>YEAR</u>														
		<u>1972-82</u>	<u>1982B</u>	<u>1983-87</u>	<u>1987B</u>	<u>1988-91</u>	<u>1993-98</u>	<u>2000</u>	<u>2002</u>	<u>2004</u>	<u>2006</u>	<u>2008</u>	<u>2010</u>	<u>2012</u>	<u>2014</u>	<u>ALL</u>
Strongly agree	1	0	0	0	0	0	126	0	0	0	0	0	0	0	0	126
Agree	2	0	0	0	0	0	428	0	0	0	0	0	0	0	0	428
Neither agree nor disagree	3	0	0	0	0	0	163	0	0	0	0	0	0	0	0	163
Disagree	4	0	0	0	0	0	225	0	0	0	0	0	0	0	0	225
Strongly disagree	5	0	0	0	0	0	52	0	0	0	0	0	0	0	0	52
Don't know	8	0	0	0	0	0	192	0	0	0	0	0	0	0	0	192
No answer	9	0	0	0	0	0	11	0	0	0	0	0	0	0	0	11
Not applicable (Punch 2 on PROZAC)	IAP	13626	354	7542	353	5907	9137	2817	2765	2812	4510	2023	2044	1974	2538	58402

C. Taking Prozac interferes with daily activities.

[VAR: PROZ3]

<u>RESPONSE</u>	<u>PUNCH</u>	<u>YEAR</u>														
		<u>1972-82</u>	<u>1982B</u>	<u>1983-87</u>	<u>1987B</u>	<u>1988-91</u>	<u>1993-98</u>	<u>2000</u>	<u>2002</u>	<u>2004</u>	<u>2006</u>	<u>2008</u>	<u>2010</u>	<u>2012</u>	<u>2014</u>	<u>ALL</u>
Strongly agree	1	0	0	0	0	0	46	0	0	0	62	0	0	0	0	108
Agree	2	0	0	0	0	0	246	0	0	0	278	0	0	0	0	524
Neither agree nor disagree	3	0	0	0	0	0	262	0	0	0	403	0	0	0	0	665
Disagree	4	0	0	0	0	0	323	0	0	0	318	0	0	0	0	641
Strongly disagree	5	0	0	0	0	0	36	0	0	0	49	0	0	0	0	85
Don't know	8	0	0	0	0	0	272	0	0	0	146	0	0	0	0	418
No answer	9	0	0	0	0	0	12	0	0	0	16	0	0	0	0	28
Not applicable (Punch 2 on PROZAC)	IAP	13626	354	7542	353	5907	9137	2817	2765	2812	3238	2023	2044	1974	2538	57130

D. Taking Prozac helps people deal with day-to-day stresses.

[VAR: PROZ4]

<u>RESPONSE</u>	<u>PUNCH</u>	<u>YEAR</u>														
		<u>1972-82</u>	<u>1982B</u>	<u>1983-87</u>	<u>1987B</u>	<u>1988-91</u>	<u>1993-98</u>	<u>2000</u>	<u>2002</u>	<u>2004</u>	<u>2006</u>	<u>2008</u>	<u>2010</u>	<u>2012</u>	<u>2014</u>	<u>ALL</u>
Strongly agree	1	0	0	0	0	0	64	0	0	0	105	0	0	0	0	169
Agree	2	0	0	0	0	0	676	0	0	0	706	0	0	0	0	1382
Neither agree nor disagree	3	0	0	0	0	0	174	0	0	0	257	0	0	0	0	431
Disagree	4	0	0	0	0	0	48	0	0	0	45	0	0	0	0	93
Strongly disagree	5	0	0	0	0	0	12	0	0	0	16	0	0	0	0	28
Don't know	8	0	0	0	0	0	212	0	0	0	127	0	0	0	0	339
No answer	9	0	0	0	0	0	11	0	0	0	16	0	0	0	0	27
Not applicable (Punch 2 on PROZAC)	IAP	13626	354	7542	353	5907	9137	2817	2765	2812	3238	2023	2044	1974	2538	57130

E. Taking Prozac makes things easier in relations with family and friends.

[VAR: PROZ5]

<u>RESPONSE</u>	<u>PUNCH</u>	<u>YEAR</u>														
		<u>1972-82</u>	<u>1982B</u>	<u>1983-87</u>	<u>1987B</u>	<u>1988-91</u>	<u>1993-98</u>	<u>2000</u>	<u>2002</u>	<u>2004</u>	<u>2006</u>	<u>2008</u>	<u>2010</u>	<u>2012</u>	<u>2014</u>	<u>ALL</u>
Strongly agree	1	0	0	0	0	0	50	0	0	0	74	0	0	0	0	124
Agree	2	0	0	0	0	0	548	0	0	0	585	0	0	0	0	1133
Neither agree nor disagree	3	0	0	0	0	0	246	0	0	0	348	0	0	0	0	594
Disagree	4	0	0	0	0	0	93	0	0	0	88	0	0	0	0	181
Strongly disagree	5	0	0	0	0	0	13	0	0	0	20	0	0	0	0	33
Don't know	8	0	0	0	0	0	235	0	0	0	140	0	0	0	0	375
No answer	9	0	0	0	0	0	12	0	0	0	17	0	0	0	0	29
Not applicable (Punch 2 on PROZAC)	IAP	13626	354	7542	353	5907	9137	2817	2765	2812	3238	2023	2044	1974	2538	57130

F. I think Prozac helps people control their symptoms.

[VAR: PROZ6]

<u>RESPONSE</u>	<u>PUNCH</u>	<u>YEAR</u>														
		<u>1972-82</u>	<u>1982B</u>	<u>1983-87</u>	<u>1987B</u>	<u>1988-91</u>	<u>1993-98</u>	<u>2000</u>	<u>2002</u>	<u>2004</u>	<u>2006</u>	<u>2008</u>	<u>2010</u>	<u>2012</u>	<u>2014</u>	<u>ALL</u>
Strongly agree	1	0	0	0	0	0	53	0	0	0	87	0	0	0	0	140
Agree	2	0	0	0	0	0	647	0	0	0	700	0	0	0	0	1347
Neither agree nor disagree	3	0	0	0	0	0	207	0	0	0	261	0	0	0	0	468
Disagree	4	0	0	0	0	0	58	0	0	0	60	0	0	0	0	118
Strongly disagree	5	0	0	0	0	0	11	0	0	0	21	0	0	0	0	32
Don't know	8	0	0	0	0	0	210	0	0	0	127	0	0	0	0	337
No answer	9	0	0	0	0	0	11	0	0	0	16	0	0	0	0	27
Not applicable (Punch 2 on PROZAC)	IAP	13626	354	7542	353	5907	9137	2817	2765	2812	3238	2023	2044	1974	2538	57130

G. Taking Prozac makes people feel better about themselves.

[VAR: PROZ7]

<u>RESPONSE</u>	<u>PUNCH</u>	<u>YEAR</u>														
		<u>1972-82</u>	<u>1982B</u>	<u>1983-87</u>	<u>1987B</u>	<u>1988-91</u>	<u>1993-98</u>	<u>2000</u>	<u>2002</u>	<u>2004</u>	<u>2006</u>	<u>2008</u>	<u>2010</u>	<u>2012</u>	<u>2014</u>	<u>ALL</u>
Strongly agree	1	0	0	0	0	0	52	0	0	0	71	0	0	0	0	123
Agree	2	0	0	0	0	0	491	0	0	0	545	0	0	0	0	1036
Neither agree nor disagree	3	0	0	0	0	0	272	0	0	0	392	0	0	0	0	664
Disagree	4	0	0	0	0	0	96	0	0	0	95	0	0	0	0	191
Strongly disagree	5	0	0	0	0	0	23	0	0	0	26	0	0	0	0	49
Don't know	8	0	0	0	0	0	250	0	0	0	127	0	0	0	0	377
No answer	9	0	0	0	0	0	13	0	0	0	16	0	0	0	0	29
Not applicable (Punch 2 on PROZAC)	IAP	13626	354	7542	353	5907	9137	2817	2765	2812	3238	2023	2044	1974	2538	57130

H. Prozac should be taken to enhance the strengths of people's personalities.

[VAR: PROZ8]

<u>RESPONSE</u>	<u>PUNCH</u>	<u>YEAR</u>														
		<u>1972-82</u>	<u>1982B</u>	<u>1983-87</u>	<u>1987B</u>	<u>1988-91</u>	<u>1993-98</u>	<u>2000</u>	<u>2002</u>	<u>2004</u>	<u>2006</u>	<u>2008</u>	<u>2010</u>	<u>2012</u>	<u>2014</u>	<u>ALL</u>
Strongly agree	1	0	0	0	0	0	12	0	0	0	15	0	0	0	0	27
Agree	2	0	0	0	0	0	98	0	0	0	110	0	0	0	0	208
Neither agree nor disagree	3	0	0	0	0	0	211	0	0	0	288	0	0	0	0	499
Disagree	4	0	0	0	0	0	430	0	0	0	473	0	0	0	0	903
Strongly disagree	5	0	0	0	0	0	186	0	0	0	234	0	0	0	0	420
Don't know	8	0	0	0	0	0	247	0	0	0	136	0	0	0	0	383
No answer	9	0	0	0	0	0	13	0	0	0	16	0	0	0	0	29
Not applicable (Punch 2 on PROZAC)	IAP	13626	354	7542	353	5907	9137	2817	2765	2812	3238	2023	2044	1974	2538	57130

I. Only people who are diagnosed with clinical depression should take Prozac.

[VAR: PROZ9]

<u>RESPONSE</u>	<u>PUNCH</u>	<u>YEAR</u>														
		<u>1972-82</u>	<u>1982B</u>	<u>1983-87</u>	<u>1987B</u>	<u>1988-91</u>	<u>1993-98</u>	<u>2000</u>	<u>2002</u>	<u>2004</u>	<u>2006</u>	<u>2008</u>	<u>2010</u>	<u>2012</u>	<u>2014</u>	<u>ALL</u>
Strongly agree	1	0	0	0	0	0	137	0	0	0	232	0	0	0	0	369
Agree	2	0	0	0	0	0	451	0	0	0	494	0	0	0	0	945
Neither agree nor disagree	3	0	0	0	0	0	206	0	0	0	269	0	0	0	0	475
Disagree	4	0	0	0	0	0	113	0	0	0	90	0	0	0	0	203
Strongly disagree	5	0	0	0	0	0	24	0	0	0	25	0	0	0	0	49
Don't know	8	0	0	0	0	0	253	0	0	0	146	0	0	0	0	399
No answer	9	0	0	0	0	0	13	0	0	0	16	0	0	0	0	29
Not applicable (Punch 2 on PROZAC)	IAP	13626	354	7542	353	5907	9137	2817	2765	2812	3238	2023	2044	1974	2538	57130

REMARKS: Hand card ER contained response options 1-5.

731. How likely would you be to take doctor prescribed Prozac in the following situations?

HAND CARD ES

A. ...because you were having trouble in your personal life.

[VAR: PROZSLF1]

<u>RESPONSE</u>	<u>PUNCH</u>	<u>YEAR</u>														
		<u>1972-82</u>	<u>1982B</u>	<u>1983-87</u>	<u>1987B</u>	<u>1988-91</u>	<u>1993-98</u>	<u>2000</u>	<u>2002</u>	<u>2004</u>	<u>2006</u>	<u>2008</u>	<u>2010</u>	<u>2012</u>	<u>2014</u>	<u>ALL</u>
Very likely	1	0	0	0	0	0	59	0	0	0	67	0	0	0	0	126
Somewhat likely	2	0	0	0	0	0	117	0	0	0	141	0	0	0	0	258
Mixed	3	0	0	0	0	0	95	0	0	0	196	0	0	0	0	291
Somewhat unlikely	4	0	0	0	0	0	191	0	0	0	234	0	0	0	0	425
Very unlikely	5	0	0	0	0	0	634	0	0	0	549	0	0	0	0	1183
Don't know	8	0	0	0	0	0	91	0	0	0	68	0	0	0	0	159
No answer	9	0	0	0	0	0	10	0	0	0	17	0	0	0	0	27
Not applicable (Punch 2 on PROZAC)	IAP	13626	354	7542	353	5907	9137	2817	2765	2812	3238	2023	2044	1974	2538	57130

B. ...because you didn't know how to cope anymore with the stresses of life.

[VAR: PROZSLF2]

<u>RESPONSE</u>	<u>PUNCH</u>	<u>YEAR</u>														
		<u>1972-82</u>	<u>1982B</u>	<u>1983-87</u>	<u>1987B</u>	<u>1988-91</u>	<u>1993-98</u>	<u>2000</u>	<u>2002</u>	<u>2004</u>	<u>2006</u>	<u>2008</u>	<u>2010</u>	<u>2012</u>	<u>2014</u>	<u>ALL</u>
Very likely	1	0	0	0	0	0	104	0	0	0	124	0	0	0	0	228
Somewhat likely	2	0	0	0	0	0	210	0	0	0	283	0	0	0	0	493
Mixed	3	0	0	0	0	0	136	0	0	0	201	0	0	0	0	337
Somewhat unlikely	4	0	0	0	0	0	191	0	0	0	190	0	0	0	0	381
Very unlikely	5	0	0	0	0	0	444	0	0	0	389	0	0	0	0	833
Don't know	8	0	0	0	0	0	100	0	0	0	68	0	0	0	0	168
No answer	9	0	0	0	0	0	12	0	0	0	17	0	0	0	0	29
Not applicable (Punch 2 on PROZAC)	IAP	13626	354	7542	353	5907	9137	2817	2765	2812	3238	2023	2044	1974	2538	57130

C. ...because you were feeling depressed, tired, were having trouble sleeping and concentrating, and felt worthless.

[VAR: PROZSLF3]

<u>RESPONSE</u>	<u>PUNCH</u>	<u>YEAR</u>														
		<u>1972-82</u>	<u>1982B</u>	<u>1983-87</u>	<u>1987B</u>	<u>1988-91</u>	<u>1993-98</u>	<u>2000</u>	<u>2002</u>	<u>2004</u>	<u>2006</u>	<u>2008</u>	<u>2010</u>	<u>2012</u>	<u>2014</u>	<u>ALL</u>
Very likely	1	0	0	0	0	0	127	0	0	0	159	0	0	0	0	286
Somewhat likely	2	0	0	0	0	0	234	0	0	0	300	0	0	0	0	534
Mixed	3	0	0	0	0	0	126	0	0	0	182	0	0	0	0	308
Somewhat unlikely	4	0	0	0	0	0	176	0	0	0	162	0	0	0	0	338
Very unlikely	5	0	0	0	0	0	428	0	0	0	387	0	0	0	0	815
Don't know	8	0	0	0	0	0	95	0	0	0	65	0	0	0	0	160
No answer	9	0	0	0	0	0	11	0	0	0	17	0	0	0	0	28
Not applicable (Punch 2 on PROZAC)	IAP	13626	354	7542	353	5907	9137	2817	2765	2812	3238	2023	2044	1974	2538	57130

- D. ...for no apparent reason, you were having periods of intense fear in which you were trembling, sweating, feeling dizzy, and feared losing control or going crazy.

[VAR: PROZSLF4]

RESPONSE	PUNCH	YEAR														
		1972-82	1982B	1983-87	1987B	1988-91	1993-98	2000	2002	2004	2006	2008	2010	2012	2014	ALL
Very likely	1	0	0	0	0	0	186	0	0	0	244	0	0	0	0	430
Somewhat likely	2	0	0	0	0	0	292	0	0	0	312	0	0	0	0	604
Mixed	3	0	0	0	0	0	152	0	0	0	166	0	0	0	0	318
Somewhat unlikely	4	0	0	0	0	0	126	0	0	0	144	0	0	0	0	270
Very unlikely	5	0	0	0	0	0	319	0	0	0	322	0	0	0	0	641
Don't know	8	0	0	0	0	0	109	0	0	0	66	0	0	0	0	175
No answer	9	0	0	0	0	0	13	0	0	0	18	0	0	0	0	31
Not applicable (Punch 2 on PROZAC)	IAP	13626	354	7542	353	5907	9137	2817	2765	2812	3238	2023	2044	1974	2538	57130

REMARKS: Hand Card ES contained responses 1-5.

732. How likely would you be to give doctor prescribed Prozac to your child or a child you were responsible for in the following situations (A child would be considered anyone between the age of 8 and 15).

- A. ...because s/he is hostile, often loses his/her temper, often argues with adults, actively defies authority and seems spiteful or vindictive.

[VAR: PROZKID1]

RESPONSE	PUNCH	YEAR														
		1972-82	1982B	1983-87	1987B	1988-91	1993-98	2000	2002	2004	2006	2008	2010	2012	2014	ALL
Very likely	1	0	0	0	0	0	67	0	0	0	0	0	0	0	0	67
Somewhat likely	2	0	0	0	0	0	160	0	0	0	0	0	0	0	0	160
Mixed	3	0	0	0	0	0	132	0	0	0	0	0	0	0	0	132
Somewhat unlikely	4	0	0	0	0	0	173	0	0	0	0	0	0	0	0	173
Very unlikely	5	0	0	0	0	0	525	0	0	0	0	0	0	0	0	525
Don't know	8	0	0	0	0	0	127	0	0	0	0	0	0	0	0	127
No answer	9	0	0	0	0	0	13	0	0	0	0	0	0	0	0	13
Not applicable (Punch 2 on PROZAC)	IAP	13626	354	7542	353	5907	9137	2817	2765	2812	4510	2023	2044	1974	2538	58402

- B. ...because s/he is not paying attention at school, does not follow through with school work and chores, has difficulty organizing activities, is easily distracted, talks excessively, and seems to run around or fidget constantly.

[VAR: PROZKID2]

<u>RESPONSE</u>	<u>PUNCH</u>	<u>YEAR</u>														
		<u>1972-82</u>	<u>1982B</u>	<u>1983-87</u>	<u>1987B</u>	<u>1988-91</u>	<u>1993-98</u>	<u>2000</u>	<u>2002</u>	<u>2004</u>	<u>2006</u>	<u>2008</u>	<u>2010</u>	<u>2012</u>	<u>2014</u>	<u>ALL</u>
Very likely	1	0	0	0	0	0	40	0	0	0	0	0	0	0	0	40
Somewhat likely	2	0	0	0	0	0	121	0	0	0	0	0	0	0	0	121
Mixed	3	0	0	0	0	0	113	0	0	0	0	0	0	0	0	113
Somewhat unlikely	4	0	0	0	0	0	199	0	0	0	0	0	0	0	0	199
Very unlikely	5	0	0	0	0	0	587	0	0	0	0	0	0	0	0	587
Don't know	8	0	0	0	0	0	124	0	0	0	0	0	0	0	0	124
No answer	9	0	0	0	0	0	13	0	0	0	0	0	0	0	0	13
Not applicable (Punch 2 on PROZAC)	IAP	13626	354	7542	353	5907	9137	2817	2765	2812	4510	2023	2044	1974	2538	58402

- C. ...because s/he was talking about killing him or herself.

[VAR: PROZKID3]

<u>RESPONSE</u>	<u>PUNCH</u>	<u>YEAR</u>														
		<u>1972-82</u>	<u>1982B</u>	<u>1983-87</u>	<u>1987B</u>	<u>1988-91</u>	<u>1993-98</u>	<u>2000</u>	<u>2002</u>	<u>2004</u>	<u>2006</u>	<u>2008</u>	<u>2010</u>	<u>2012</u>	<u>2014</u>	<u>ALL</u>
Very likely	1	0	0	0	0	0	237	0	0	0	0	0	0	0	0	237
Somewhat likely	2	0	0	0	0	0	243	0	0	0	0	0	0	0	0	243
Mixed	3	0	0	0	0	0	180	0	0	0	0	0	0	0	0	180
Somewhat unlikely	4	0	0	0	0	0	78	0	0	0	0	0	0	0	0	78
Very unlikely	5	0	0	0	0	0	310	0	0	0	0	0	0	0	0	310
Don't know	8	0	0	0	0	0	136	0	0	0	0	0	0	0	0	136
No answer	9	0	0	0	0	0	13	0	0	0	0	0	0	0	0	13
Not applicable (Punch 2 on PROZAC)	IAP	13626	354	7542	353	5907	9137	2817	2765	2812	4510	2023	2044	1974	2538	58402

733. When you retire, do you think Social Security benefits will be much better than those now paid of retirees, somewhat better, about the same, somewhat worse, or much worse?

[VAR: SOCSECR7]

<u>RESPONSE</u>	<u>PUNCH</u>	<u>YEAR</u>														
		<u>1972-82</u>	<u>1982B</u>	<u>1983-87</u>	<u>1987B</u>	<u>1988-91</u>	<u>1993-98</u>	<u>2000</u>	<u>2002</u>	<u>2004</u>	<u>2006</u>	<u>2008</u>	<u>2010</u>	<u>2012</u>	<u>2014</u>	<u>ALL</u>
Much better	1	0	0	0	0	0	32	0	0	0	0	0	0	0	0	32
Somewhat better	2	0	0	0	0	0	86	0	0	0	0	0	0	0	0	86
About the same	3	0	0	0	0	0	318	0	0	0	0	0	0	0	0	318
Somewhat worse	4	0	0	0	0	0	360	0	0	0	0	0	0	0	0	360
Much worse	5	0	0	0	0	0	420	0	0	0	0	0	0	0	0	420
Don't know	8	0	0	0	0	0	100	0	0	0	0	0	0	0	0	100
No answer	9	0	0	0	0	0	71	0	0	0	0	0	0	0	0	71
Not applicable	IAP	13626	354	7542	353	5907	8947	2817	2765	2812	4510	2023	2044	1974	2538	58212

734. Please tell me which of the following statements comes closest to your opinion about the Social Security program ...

[VAR: SOCSECFX]

<u>RESPONSE</u>	<u>PUNCH</u>	<u>YEAR</u>														
		<u>1972-82</u>	<u>1982B</u>	<u>1983-87</u>	<u>1987B</u>	<u>1988-91</u>	<u>1993-96</u>	<u>2000</u>	<u>2002</u>	<u>2004</u>	<u>2006</u>	<u>2008</u>	<u>2010</u>	<u>2012</u>	<u>2014</u>	<u>ALL</u>
The Social Security program has no serious problems, certainly none that require changing the current system	1	0	0	0	0	0	64	0	0	0	0	0	0	0	0	64
Social Security has minor problems that can be fixed with minor changes to the current system	2	0	0	0	0	0	304	0	0	0	0	0	0	0	0	304
Social Security's problems are serious and can be fixed only with major changes to the current system	3	0	0	0	0	0	714	0	0	0	0	0	0	0	0	714
Social Security's problems are so bad that the current system should be replaced	4	0	0	0	0	0	218	0	0	0	0	0	0	0	0	218
Don't know	8	0	0	0	0	0	80	0	0	0	0	0	0	0	0	80
No answer	9	0	0	0	0	0	7	0	0	0	0	0	0	0	0	7
Not applicable	IAP	13626	354	7542	353	5907	8947	2817	2765	2812	4510	2023	2044	1974	2538	58212

735. Do you think it would be better to phase out Social Security and require people to take what they and their employers now pay into Social Security and invest it in mandatory private retirement accounts, or do you think Social Security should continue much as it is now?

[VAR: SOCSECNU]

<u>RESPONSE</u>	<u>PUNCH</u>	<u>YEAR</u>														
		<u>1972-82</u>	<u>1982B</u>	<u>1983-87</u>	<u>1987B</u>	<u>1988-91</u>	<u>1993-96</u>	<u>2000</u>	<u>2002</u>	<u>2004</u>	<u>2006</u>	<u>2008</u>	<u>2010</u>	<u>2012</u>	<u>2014</u>	<u>ALL</u>
Phase out Social Security	1	0	0	0	0	0	448	0	0	0	0	0	0	0	0	448
Continue as is	2	0	0	0	0	0	755	0	0	0	0	0	0	0	0	755
Don't know	8	0	0	0	0	0	173	0	0	0	0	0	0	0	0	173
No answer	9	0	0	0	0	0	11	0	0	0	0	0	0	0	0	11
Not applicable	IAP	13626	354	7542	353	5907	8947	2817	2765	2812	4510	2023	2044	1974	2538	58212

736. Now in this section, I will ask you some questions about the end of life. Have you or any close friend or family members been faced with a terminal or life-threatening illness?

[VAR: TERMINAL]

<u>RESPONSE</u>	<u>PUNCH</u>	<u>YEAR</u>														
		<u>1972-82</u>	<u>1982B</u>	<u>1983-87</u>	<u>1987B</u>	<u>1988-91</u>	<u>1993-96</u>	<u>2000</u>	<u>2002</u>	<u>2004</u>	<u>2006</u>	<u>2008</u>	<u>2010</u>	<u>2012</u>	<u>2014</u>	<u>ALL</u>
Yes, myself	1	0	0	0	0	0	71	0	0	0	0	0	0	0	0	71
Yes, friend	2	0	0	0	0	0	100	0	0	0	0	0	0	0	0	100
Yes, spouse, child parent, sibling	3	0	0	0	0	0	324	0	0	0	0	0	0	0	0	324
Yes, other relative	4	0	0	0	0	0	370	0	0	0	0	0	0	0	0	370
No	5	0	0	0	0	0	459	0	0	0	0	0	0	0	0	459
Self and one other	6	0	0	0	0	0	7	0	0	0	0	0	0	0	0	7
Two or more	7	0	0	0	0	0	26	0	0	0	0	0	0	0	0	26
Don't know	8	0	0	0	0	0	14	0	0	0	0	0	0	0	0	14
No answer	9	0	0	0	0	0	16	0	0	0	0	0	0	0	0	16
Not applicable	IAP	13626	354	7542	353	5907	8947	2817	2765	2812	4510	2023	2044	1974	2538	58212

737. Now, I would like to talk about concerns you may have when considering what may happen at the end of your life.
Please tell me how much you agree or disagree with each of these statements:

HAND CARD ET

- A. I worry about the economic burden that a terminal illness might cause my family.

[VAR: TERMECON]

<u>RESPONSE</u>	<u>PUNCH</u>	<u>YEAR</u>														
		<u>1972-82</u>	<u>1982B</u>	<u>1983-87</u>	<u>1987B</u>	<u>1988-91</u>	<u>1993-98</u>	<u>2000</u>	<u>2002</u>	<u>2004</u>	<u>2006</u>	<u>2008</u>	<u>2010</u>	<u>2012</u>	<u>2014</u>	<u>ALL</u>
Strongly agree	1	0	0	0	0	0	305	0	0	0	0	0	0	0	0	305
Agree	2	0	0	0	0	0	536	0	0	0	0	0	0	0	0	536
Neither agree nor disagree	3	0	0	0	0	0	147	0	0	0	0	0	0	0	0	147
Disagree	4	0	0	0	0	0	285	0	0	0	0	0	0	0	0	285
Strongly disagree	5	0	0	0	0	0	91	0	0	0	0	0	0	0	0	91
Don't know	8	0	0	0	0	0	18	0	0	0	0	0	0	0	0	18
No answer	9	0	0	0	0	0	5	0	0	0	0	0	0	0	0	5
Not applicable	IAP	13626	354	7542	353	5907	8947	2817	2765	2812	4510	2023	2044	1974	2538	58212

- B. My religious community would be very helpful if I were terminally ill.

[VAR: TERMREL]

<u>RESPONSE</u>	<u>PUNCH</u>	<u>YEAR</u>														
		<u>1972-82</u>	<u>1982B</u>	<u>1983-87</u>	<u>1987B</u>	<u>1988-91</u>	<u>1993-98</u>	<u>2000</u>	<u>2002</u>	<u>2004</u>	<u>2006</u>	<u>2008</u>	<u>2010</u>	<u>2012</u>	<u>2014</u>	<u>ALL</u>
Strongly agree	1	0	0	0	0	0	236	0	0	0	0	0	0	0	0	236
Agree	2	0	0	0	0	0	510	0	0	0	0	0	0	0	0	510
Neither agree nor disagree	3	0	0	0	0	0	199	0	0	0	0	0	0	0	0	199
Disagree	4	0	0	0	0	0	228	0	0	0	0	0	0	0	0	228
Strongly disagree	5	0	0	0	0	0	134	0	0	0	0	0	0	0	0	134
Don't know	8	0	0	0	0	0	66	0	0	0	0	0	0	0	0	66
No answer	9	0	0	0	0	0	14	0	0	0	0	0	0	0	0	14
Not applicable	IAP	13626	354	7542	353	5907	8947	2817	2765	2812	4510	2023	2044	1974	2538	58212

C. I worry about the emotional burden that my family might face making decisions for me at the end of life.

[VAR: TERMEMOT]

<u>RESPONSE</u>	<u>PUNCH</u>	<u>YEAR</u>														
		<u>1972-82</u>	<u>1982B</u>	<u>1983-87</u>	<u>1987B</u>	<u>1988-91</u>	<u>1993-98</u>	<u>2000</u>	<u>2002</u>	<u>2004</u>	<u>2006</u>	<u>2008</u>	<u>2010</u>	<u>2012</u>	<u>2014</u>	<u>ALL</u>
Strongly agree	1	0	0	0	0	0	283	0	0	0	0	0	0	0	0	283
Agree	2	0	0	0	0	0	566	0	0	0	0	0	0	0	0	566
Neither agree nor disagree	3	0	0	0	0	0	118	0	0	0	0	0	0	0	0	118
Disagree	4	0	0	0	0	0	311	0	0	0	0	0	0	0	0	311
Strongly disagree	5	0	0	0	0	0	79	0	0	0	0	0	0	0	0	79
Don't know	8	0	0	0	0	0	22	0	0	0	0	0	0	0	0	22
No answer	9	0	0	0	0	0	8	0	0	0	0	0	0	0	0	8
Not applicable	IAP	13626	354	7542	353	5907	8947	2817	2765	2812	4510	2023	2044	1974	2538	58212

D. I believe that the doctors will be able to control my pain.

[VAR: TERMPAIN]

<u>RESPONSE</u>	<u>PUNCH</u>	<u>YEAR</u>														
		<u>1972-82</u>	<u>1982B</u>	<u>1983-87</u>	<u>1987B</u>	<u>1988-91</u>	<u>1993-98</u>	<u>2000</u>	<u>2002</u>	<u>2004</u>	<u>2006</u>	<u>2008</u>	<u>2010</u>	<u>2012</u>	<u>2014</u>	<u>ALL</u>
Strongly agree	1	0	0	0	0	0	118	0	0	0	0	0	0	0	0	118
Agree	2	0	0	0	0	0	715	0	0	0	0	0	0	0	0	715
Neither agree nor disagree	3	0	0	0	0	0	248	0	0	0	0	0	0	0	0	248
Disagree	4	0	0	0	0	0	185	0	0	0	0	0	0	0	0	185
Strongly disagree	5	0	0	0	0	0	52	0	0	0	0	0	0	0	0	52
Don't know	8	0	0	0	0	0	64	0	0	0	0	0	0	0	0	64
No answer	9	0	0	0	0	0	5	0	0	0	0	0	0	0	0	5
Not applicable	IAP	13626	354	7542	353	5907	8947	2817	2765	2812	4510	2023	2044	1974	2538	58212

E. I worry that if I run out of money or health insurance I will get second class health care.

[VAR: TERMPAY]

<u>RESPONSE</u>	<u>PUNCH</u>	<u>YEAR</u>														
		<u>1972-82</u>	<u>1982B</u>	<u>1983-87</u>	<u>1987B</u>	<u>1988-91</u>	<u>1993-98</u>	<u>2000</u>	<u>2002</u>	<u>2004</u>	<u>2006</u>	<u>2008</u>	<u>2010</u>	<u>2012</u>	<u>2014</u>	<u>ALL</u>
Strongly agree	1	0	0	0	0	0	208	0	0	0	0	0	0	0	0	208
Agree	2	0	0	0	0	0	554	0	0	0	0	0	0	0	0	554
Neither agree nor disagree	3	0	0	0	0	0	177	0	0	0	0	0	0	0	0	177
Disagree	4	0	0	0	0	0	339	0	0	0	0	0	0	0	0	339
Strongly disagree	5	0	0	0	0	0	61	0	0	0	0	0	0	0	0	61
Don't know	8	0	0	0	0	0	41	0	0	0	0	0	0	0	0	41
No answer	9	0	0	0	0	0	7	0	0	0	0	0	0	0	0	7
Not applicable	IAP	13626	354	7542	353	5907	8947	2817	2765	2812	4510	2023	2044	1974	2538	58212

REMARKS: Hand Card ET contained responses 1-5.

738. People sometimes are incapable of making decisions about their care and medical treatment at the end of life. If you were incapable, how much trust would you put in the following people to do what was best for you?

READ RESPONSE CATEGORIES

A. I would trust my family.

[VAR: TRUSTFAM]

<u>RESPONSE</u>	<u>PUNCH</u>	<u>YEAR</u>														
		<u>1972-82</u>	<u>1982B</u>	<u>1983-87</u>	<u>1987B</u>	<u>1988-91</u>	<u>1993-98</u>	<u>2000</u>	<u>2002</u>	<u>2004</u>	<u>2006</u>	<u>2008</u>	<u>2010</u>	<u>2012</u>	<u>2014</u>	<u>ALL</u>
Completely	1	0	0	0	0	0	1025	0	0	0	0	0	0	0	0	1025
A great deal	2	0	0	0	0	0	242	0	0	0	0	0	0	0	0	242
Somewhat	3	0	0	0	0	0	77	0	0	0	0	0	0	0	0	77
Only a little	4	0	0	0	0	0	17	0	0	0	0	0	0	0	0	17
Not at all	5	0	0	0	0	0	17	0	0	0	0	0	0	0	0	17
Don't know	8	0	0	0	0	0	2	0	0	0	0	0	0	0	0	2
No answer	9	0	0	0	0	0	7	0	0	0	0	0	0	0	0	7
Not applicable	IAP	13626	354	7542	353	5907	8947	2817	2765	2812	4510	2023	2044	1974	2538	58212

B. I would trust my doctor.

[VAR: TRUSTDOC]

<u>RESPONSE</u>	<u>PUNCH</u>	<u>YEAR</u>														
		<u>1972-82</u>	<u>1982B</u>	<u>1983-87</u>	<u>1987B</u>	<u>1988-91</u>	<u>1993-98</u>	<u>2000</u>	<u>2002</u>	<u>2004</u>	<u>2006</u>	<u>2008</u>	<u>2010</u>	<u>2012</u>	<u>2014</u>	<u>ALL</u>
Completely	1	0	0	0	0	0	381	0	0	0	0	0	0	0	0	381
A great deal	2	0	0	0	0	0	400	0	0	0	0	0	0	0	0	400
Somewhat	3	0	0	0	0	0	441	0	0	0	0	0	0	0	0	441
Only a little	4	0	0	0	0	0	94	0	0	0	0	0	0	0	0	94
Not at all	5	0	0	0	0	0	49	0	0	0	0	0	0	0	0	49
Don't know	8	0	0	0	0	0	18	0	0	0	0	0	0	0	0	18
No answer	9	0	0	0	0	0	4	0	0	0	0	0	0	0	0	4
Not applicable	IAP	13626	354	7542	353	5907	8947	2817	2765	2812	4510	2023	2044	1974	2538	58212

C. I would trust the courts.

[VAR: TRUSTCRT]

<u>RESPONSE</u>	<u>PUNCH</u>	<u>YEAR</u>														
		<u>1972-82</u>	<u>1982B</u>	<u>1983-87</u>	<u>1987B</u>	<u>1988-91</u>	<u>1993-98</u>	<u>2000</u>	<u>2002</u>	<u>2004</u>	<u>2006</u>	<u>2008</u>	<u>2010</u>	<u>2012</u>	<u>2014</u>	<u>ALL</u>
Completely	1	0	0	0	0	0	51	0	0	0	0	0	0	0	0	51
A great deal	2	0	0	0	0	0	55	0	0	0	0	0	0	0	0	55
Somewhat	3	0	0	0	0	0	372	0	0	0	0	0	0	0	0	372
Only a little	4	0	0	0	0	0	284	0	0	0	0	0	0	0	0	284
Not at all	5	0	0	0	0	0	579	0	0	0	0	0	0	0	0	579
Don't know	8	0	0	0	0	0	42	0	0	0	0	0	0	0	0	42
No answer	9	0	0	0	0	0	4	0	0	0	0	0	0	0	0	4
Not applicable	IAP	13626	354	7542	353	5907	8947	2817	2765	2812	4510	2023	2044	1974	2538	58212

739. Now I'm going to describe a patient to you and then ask you some questions about that patient.

READ ONE OF THE FOLLOWING VIGNETTES ON **FOLLOWING PAGE** ACCORDING TO THE FOLLOWING SCHEDULE:

- IF VERSION 4, FORM X, READ A
- IF VERSION 4, FORM Y, READ B
- IF VERSION 5, FORM X, READ C
- IF VERSION 5, FORM Y, READ D
- IF VERSION 6, FORM X, READ E
- IF VERSION 6, FORM Y, READ F

[VAR: TERMVIG]

RESPONSE	PUNCH	YEAR														
		1972-82	1982B	1983-87	1987B	1988-91	1993-98	2000	2002	2004	2006	2008	2010	2012	2014	ALL
A	1	0	0	0	0	0	223	0	0	0	0	0	0	0	0	223
B	2	0	0	0	0	0	224	0	0	0	0	0	0	0	0	224
C	3	0	0	0	0	0	231	0	0	0	0	0	0	0	0	231
D	4	0	0	0	0	0	246	0	0	0	0	0	0	0	0	246
E	5	0	0	0	0	0	231	0	0	0	0	0	0	0	0	231
F	6	0	0	0	0	0	232	0	0	0	0	0	0	0	0	232
Not Applicable	IAP	13626	354	7542	353	5907	8947	2817	2765	2812	4510	2023	2044	1974	2538	58212

REMARKS: Variable pertains to Patient Vignettes read to R. Responses to RIGHTREF-DOCSUI pertain to the vignette told to R.
Patient Vignettes are as follows:

- A. A 72-year old female with lung cancer is told by her doctor that the cancer has begun to spread throughout her body and that chemical and radiation treatments do not seem to be working. The doctor tells her that she can expect to get continually worse with more and more pain and to die in 2 months.
- B. A 72-year old female with lung cancer is told by her doctor that the cancer has begun to spread throughout her body and that chemical and radiation treatments do not seem to be working. The doctor tells her that she can expect to get continually worse with more and more pain and to die in 18 months.
- C. A 35-year old person with lung cancer is told by the doctor that the cancer has begun to spread throughout the body and that chemical and radiation treatments do not seem to be working. The doctor tells the patient to expect to get continually worse with more and more pain and to die in 18 months.

REMARKS (cont.):

- D. A 35-year old person with lung cancer is told by the doctor that the cancer has begun to spread throughout the body and that chemical and radiation treatments do not seem to be working. The doctor tells the patient to expect to get continually worse with more and more pain and to die in 2 months.
- E. A 72-year old male with lung cancer is told by his doctor that the cancer has begun to spread throughout his body and that chemical and radiation treatments do not seem to be working. The doctor tells him that he can expect to get continually worse with more and more pain and to die in 2 months.
- F. A 72-year old male with lung cancer is told by his doctor that the cancer has begun to spread throughout his body and that chemical and radiation treatments do not seem to be working. The doctor tells him that he can expect to get continually worse with more and more pain and to die in 18 months.

740. How much do you agree or disagree with the following options for this person? This person should...

HAND CARD EU

- A. Have a right to refuse further treatment except for pain relief.

[VAR: RIGHTREF]

<u>RESPONSE</u>	<u>PUNCH</u>	<u>YEAR</u>														
		<u>1972-82</u>	<u>1982B</u>	<u>1983-87</u>	<u>1987B</u>	<u>1988-91</u>	<u>1993-98</u>	<u>2000</u>	<u>2002</u>	<u>2004</u>	<u>2006</u>	<u>2008</u>	<u>2010</u>	<u>2012</u>	<u>2014</u>	<u>ALL</u>
Strongly agree	1	0	0	0	0	0	703	0	0	0	0	0	0	0	0	703
Agree	2	0	0	0	0	0	566	0	0	0	0	0	0	0	0	566
Neither agree nor disagree	3	0	0	0	0	0	29	0	0	0	0	0	0	0	0	29
Disagree	4	0	0	0	0	0	35	0	0	0	0	0	0	0	0	35
Strongly disagree	5	0	0	0	0	0	9	0	0	0	0	0	0	0	0	9
Don't know	8	0	0	0	0	0	9	0	0	0	0	0	0	0	0	9
No answer	9	0	0	0	0	0	36	0	0	0	0	0	0	0	0	36
Not applicable	IAP	13626	354	7542	353	5907	8947	2817	2765	2812	4510	2023	2044	1974	2538	58212

B. Refuse further treatment except for pain relief right now.

[VAR: NOTREAT]

<u>RESPONSE</u>	<u>PUNCH</u>	<u>YEAR</u>														
		<u>1972-82</u>	<u>1982B</u>	<u>1983-87</u>	<u>1987B</u>	<u>1988-91</u>	<u>1993-98</u>	<u>2000</u>	<u>2002</u>	<u>2004</u>	<u>2006</u>	<u>2008</u>	<u>2010</u>	<u>2012</u>	<u>2014</u>	<u>ALL</u>
Strongly agree	1	0	0	0	0	0	444	0	0	0	0	0	0	0	0	444
Agree	2	0	0	0	0	0	523	0	0	0	0	0	0	0	0	523
Neither agree nor disagree	3	0	0	0	0	0	165	0	0	0	0	0	0	0	0	165
Disagree	4	0	0	0	0	0	151	0	0	0	0	0	0	0	0	151
Strongly disagree	5	0	0	0	0	0	32	0	0	0	0	0	0	0	0	32
Don't know	8	0	0	0	0	0	33	0	0	0	0	0	0	0	0	33
No answer	9	0	0	0	0	0	39	0	0	0	0	0	0	0	0	39
Not applicable	IAP	13626	354	7542	353	5907	8947	2817	2765	2812	4510	2023	2044	1974	2538	58212

C. Prepare written instructions explaining what their future care should be.

[VAR: INSTRCTN]

<u>RESPONSE</u>	<u>PUNCH</u>	<u>YEAR</u>														
		<u>1972-82</u>	<u>1982B</u>	<u>1983-87</u>	<u>1987B</u>	<u>1988-91</u>	<u>1993-98</u>	<u>2000</u>	<u>2002</u>	<u>2004</u>	<u>2006</u>	<u>2008</u>	<u>2010</u>	<u>2012</u>	<u>2014</u>	<u>ALL</u>
Strongly agree	1	0	0	0	0	0	576	0	0	0	0	0	0	0	0	576
Agree	2	0	0	0	0	0	666	0	0	0	0	0	0	0	0	666
Neither agree nor disagree	3	0	0	0	0	0	57	0	0	0	0	0	0	0	0	57
Disagree	4	0	0	0	0	0	28	0	0	0	0	0	0	0	0	28
Strongly disagree	5	0	0	0	0	0	3	0	0	0	0	0	0	0	0	3
Don't know	8	0	0	0	0	0	19	0	0	0	0	0	0	0	0	19
No answer	9	0	0	0	0	0	38	0	0	0	0	0	0	0	0	38
Not applicable	IAP	13626	354	7542	353	5907	8947	2817	2765	2812	4510	2023	2044	1974	2538	58212

D. Choose hospice services where the patient will be cared for until the patient dies naturally.

[VAR: HOSPICE]

<u>RESPONSE</u>	<u>PUNCH</u>	<u>YEAR</u>														
		<u>1972-82</u>	<u>1982B</u>	<u>1983-87</u>	<u>1987B</u>	<u>1988-91</u>	<u>1993-98</u>	<u>2000</u>	<u>2002</u>	<u>2004</u>	<u>2006</u>	<u>2008</u>	<u>2010</u>	<u>2012</u>	<u>2014</u>	<u>ALL</u>
Strongly agree	1	0	0	0	0	0	457	0	0	0	0	0	0	0	0	457
Agree	2	0	0	0	0	0	636	0	0	0	0	0	0	0	0	636
Neither agree nor disagree	3	0	0	0	0	0	148	0	0	0	0	0	0	0	0	148
Disagree	4	0	0	0	0	0	60	0	0	0	0	0	0	0	0	60
Strongly disagree	5	0	0	0	0	0	10	0	0	0	0	0	0	0	0	10
Don't know	8	0	0	0	0	0	40	0	0	0	0	0	0	0	0	40
No answer	9	0	0	0	0	0	36	0	0	0	0	0	0	0	0	36
Not applicable	IAP	13626	354	7542	353	5907	8947	2817	2765	2812	4510	2023	2044	1974	2538	58212

E. Ask doctors to increase the use of pain medication, even if it might lead to premature death.

[VAR: PAINMED]

<u>RESPONSE</u>	<u>PUNCH</u>	<u>YEAR</u>														
		<u>1972-82</u>	<u>1982B</u>	<u>1983-87</u>	<u>1987B</u>	<u>1988-91</u>	<u>1993-98</u>	<u>2000</u>	<u>2002</u>	<u>2004</u>	<u>2006</u>	<u>2008</u>	<u>2010</u>	<u>2012</u>	<u>2014</u>	<u>ALL</u>
Strongly agree	1	0	0	0	0	0	362	0	0	0	0	0	0	0	0	362
Agree	2	0	0	0	0	0	516	0	0	0	0	0	0	0	0	516
Neither agree nor disagree	3	0	0	0	0	0	231	0	0	0	0	0	0	0	0	231
Disagree	4	0	0	0	0	0	163	0	0	0	0	0	0	0	0	163
Strongly disagree	5	0	0	0	0	0	29	0	0	0	0	0	0	0	0	29
Don't know	8	0	0	0	0	0	49	0	0	0	0	0	0	0	0	49
No answer	9	0	0	0	0	0	37	0	0	0	0	0	0	0	0	37
Not applicable	IAP	13626	354	7542	353	5907	8947	2817	2765	2812	4510	2023	2044	1974	2538	58212

F. Ask for physician-assisted suicide.

[VAR: DOCSUI]

<u>RESPONSE</u>	<u>PUNCH</u>	<u>YEAR</u>														
		<u>1972-82</u>	<u>1982B</u>	<u>1983-87</u>	<u>1987B</u>	<u>1988-91</u>	<u>1993-98</u>	<u>2000</u>	<u>2002</u>	<u>2004</u>	<u>2006</u>	<u>2008</u>	<u>2010</u>	<u>2012</u>	<u>2014</u>	<u>ALL</u>
Strongly agree	1	0	0	0	0	0	184	0	0	0	0	0	0	0	0	184
Agree	2	0	0	0	0	0	234	0	0	0	0	0	0	0	0	234
Neither agree nor disagree	3	0	0	0	0	0	260	0	0	0	0	0	0	0	0	260
Disagree	4	0	0	0	0	0	338	0	0	0	0	0	0	0	0	338
Strongly disagree	5	0	0	0	0	0	277	0	0	0	0	0	0	0	0	277
Don't know	8	0	0	0	0	0	56	0	0	0	0	0	0	0	0	56
No answer	9	0	0	0	0	0	38	0	0	0	0	0	0	0	0	38
Not applicable	IAP	13626	354	7542	353	5907	8947	2817	2765	2812	4510	2023	2044	1974	2538	58212

REMARKS: Hand Card EU contained response options 1-5. RIGHTREF-DOCSUI pertains to patient vignettes that varied by form and version of questionnaire. See Remarks field in TERMVIG.

**The 2000 Topical Module: Multi-Ethnic United States
(FAMWHTS-HSETH)**

741. In the next statement a score of 1 means that you think almost all of the people in the group have a "commitment to strong families." A score of 7 means that you think almost everyone in the group "lacks a commitment to strong families." A score of 4 means that you think that the group is not towards one end or the other, and of course you may choose any number in between that comes closest to where you think people in the group stand.

HAND CARD EV

- A. Where would you rate Whites in general on this scale?

[VAR: FAMWHTS]

<u>RESPONSE</u>	<u>PUNCH</u>	<u>YEAR</u>														
		<u>1972-82</u>	<u>1982B</u>	<u>1983-87</u>	<u>1987B</u>	<u>1988-91</u>	<u>1993-98</u>	<u>2000</u>	<u>2002</u>	<u>2004</u>	<u>2006</u>	<u>2008</u>	<u>2010</u>	<u>2012</u>	<u>2014</u>	<u>ALL</u>
Commitment to strong families	1	0	0	0	0	0	0	131	0	0	0	0	0	0	0	131
2	2	0	0	0	0	0	0	271	0	0	0	0	0	0	0	271
3	3	0	0	0	0	0	0	318	0	0	0	0	0	0	0	318
4	4	0	0	0	0	0	0	434	0	0	0	0	0	0	0	434
5	5	0	0	0	0	0	0	127	0	0	0	0	0	0	0	127
6	6	0	0	0	0	0	0	48	0	0	0	0	0	0	0	48
Lacks commitment to strong families	7	0	0	0	0	0	0	10	0	0	0	0	0	0	0	10
Don't know	8	0	0	0	0	0	0	47	0	0	0	0	0	0	0	47
No answer	9	0	0	0	0	0	0	12	0	0	0	0	0	0	0	12
Not applicable	IAP	13626	354	7542	353	5907	10334	1419	2765	2812	4510	2023	2044	1974	2538	58201

B. Blacks?

[VAR: FAMBLKS]

<u>RESPONSE</u>	<u>PUNCH</u>	<u>YEAR</u>														
		<u>1972-82</u>	<u>1982B</u>	<u>1983-87</u>	<u>1987B</u>	<u>1988-91</u>	<u>1993-98</u>	<u>2000</u>	<u>2002</u>	<u>2004</u>	<u>2006</u>	<u>2008</u>	<u>2010</u>	<u>2012</u>	<u>2014</u>	<u>ALL</u>
Commitment to strong families	1	0	0	0	0	0	0	84	0	0	0	0	0	0	0	84
	2	0	0	0	0	0	0	140	0	0	0	0	0	0	0	140
	3	0	0	0	0	0	0	229	0	0	0	0	0	0	0	229
	4	0	0	0	0	0	0	459	0	0	0	0	0	0	0	459
	5	0	0	0	0	0	0	238	0	0	0	0	0	0	0	238
	6	0	0	0	0	0	0	136	0	0	0	0	0	0	0	136
Lacks commitment to strong families	7	0	0	0	0	0	0	41	0	0	0	0	0	0	0	41
Don't know	8	0	0	0	0	0	0	59	0	0	0	0	0	0	0	59
No answer	9	0	0	0	0	0	0	12	0	0	0	0	0	0	0	12
Not applicable	IAP	13626	354	7542	353	5907	10334	1419	2765	2812	4510	2023	2044	1974	2538	58201

C. Jews?

[VAR: FAMJEWS]

<u>RESPONSE</u>	<u>PUNCH</u>	<u>YEAR</u>														
		<u>1972-82</u>	<u>1982B</u>	<u>1983-87</u>	<u>1987B</u>	<u>1988-91</u>	<u>1993-98</u>	<u>2000</u>	<u>2002</u>	<u>2004</u>	<u>2006</u>	<u>2008</u>	<u>2010</u>	<u>2012</u>	<u>2014</u>	<u>ALL</u>
Commitment to strong families	1	0	0	0	0	0	0	225	0	0	0	0	0	0	0	225
	2	0	0	0	0	0	0	310	0	0	0	0	0	0	0	310
	3	0	0	0	0	0	0	279	0	0	0	0	0	0	0	279
	4	0	0	0	0	0	0	331	0	0	0	0	0	0	0	331
	5	0	0	0	0	0	0	50	0	0	0	0	0	0	0	50
	6	0	0	0	0	0	0	14	0	0	0	0	0	0	0	14
Lacks commitment to strong families	7	0	0	0	0	0	0	7	0	0	0	0	0	0	0	7
Don't know	8	0	0	0	0	0	0	168	0	0	0	0	0	0	0	168
No answer	9	0	0	0	0	0	0	14	0	0	0	0	0	0	0	14
Not applicable	IAP	13626	354	7542	353	5907	10334	1419	2765	2812	4510	2023	2044	1974	2538	58201

D. Hispanics or Latin Americans?

[VAR: FAMHSPS]

<u>RESPONSE</u>	<u>PUNCH</u>	<u>YEAR</u>														
		<u>1972-82</u>	<u>1982B</u>	<u>1983-87</u>	<u>1987B</u>	<u>1988-91</u>	<u>1993-98</u>	<u>2000</u>	<u>2002</u>	<u>2004</u>	<u>2006</u>	<u>2008</u>	<u>2010</u>	<u>2012</u>	<u>2014</u>	<u>ALL</u>
Commitment to strong families	1	0	0	0	0	0	0	167	0	0	0	0	0	0	0	167
	2	0	0	0	0	0	0	276	0	0	0	0	0	0	0	276
	3	0	0	0	0	0	0	276	0	0	0	0	0	0	0	276
	4	0	0	0	0	0	0	369	0	0	0	0	0	0	0	369
	5	0	0	0	0	0	0	118	0	0	0	0	0	0	0	118
	6	0	0	0	0	0	0	36	0	0	0	0	0	0	0	36
Lacks commitment to strong families	7	0	0	0	0	0	0	17	0	0	0	0	0	0	0	17
Don't know	8	0	0	0	0	0	0	125	0	0	0	0	0	0	0	125
No answer	9	0	0	0	0	0	0	14	0	0	0	0	0	0	0	14
Not applicable	IAP	13626	354	7542	353	5907	10334	1419	2765	2812	4510	2023	2044	1974	2538	58201

E. Asian Americans?

[VAR: FAMASNS]

<u>RESPONSE</u>	<u>PUNCH</u>	<u>YEAR</u>														
		<u>1972-82</u>	<u>1982B</u>	<u>1983-87</u>	<u>1987B</u>	<u>1988-91</u>	<u>1993-98</u>	<u>2000</u>	<u>2002</u>	<u>2004</u>	<u>2006</u>	<u>2008</u>	<u>2010</u>	<u>2012</u>	<u>2014</u>	<u>ALL</u>
Commitment to strong families	1	0	0	0	0	0	0	206	0	0	0	0	0	0	0	206
	2	0	0	0	0	0	0	277	0	0	0	0	0	0	0	277
	3	0	0	0	0	0	0	274	0	0	0	0	0	0	0	274
	4	0	0	0	0	0	0	350	0	0	0	0	0	0	0	350
	5	0	0	0	0	0	0	69	0	0	0	0	0	0	0	69
	6	0	0	0	0	0	0	18	0	0	0	0	0	0	0	18
Lacks commitment to strong families	7	0	0	0	0	0	0	12	0	0	0	0	0	0	0	12
Don't know	8	0	0	0	0	0	0	178	0	0	0	0	0	0	0	178
No answer	9	0	0	0	0	0	0	14	0	0	0	0	0	0	0	14
Not applicable	IAP	13626	354	7542	353	5907	10334	1419	2765	2812	4510	2023	2044	1974	2538	58201

REMARKS: Hand card EV contained response options 1-7.

742. In the next statement a score of 1 means that you think almost all of the people in the group have a "commitment to the fair and equal treatment of all groups in society." A score of 7 means that you think almost everyone in the group "lacks a commitment to the fair and equal treatment of all groups in society." A score of 4 means that you think that the group is not towards one end or the other, and of course you may choose any number in between that comes closest to where you think people in the group stand.

HAND CARD EW

- A. Where would you rate Whites in general on this scale?

[VAR: FAIRWHTS]

RESPONSE	PUNCH	YEAR														
		<u>1972-82</u>	<u>1982B</u>	<u>1983-87</u>	<u>1987B</u>	<u>1988-91</u>	<u>1993-98</u>	<u>2000</u>	<u>2002</u>	<u>2004</u>	<u>2006</u>	<u>2008</u>	<u>2010</u>	<u>2012</u>	<u>2014</u>	<u>ALL</u>
Commitment to fair and equal treatment	1	0	0	0	0	0	0	91	0	0	0	0	0	0	0	91
2	2	0	0	0	0	0	0	185	0	0	0	0	0	0	0	185
3	3	0	0	0	0	0	0	277	0	0	0	0	0	0	0	277
4	4	0	0	0	0	0	0	430	0	0	0	0	0	0	0	430
5	5	0	0	0	0	0	0	201	0	0	0	0	0	0	0	201
6	6	0	0	0	0	0	0	90	0	0	0	0	0	0	0	90
Lacks commitment to fair and equal treatment	7	0	0	0	0	0	0	52	0	0	0	0	0	0	0	52
Don't know	8	0	0	0	0	0	0	60	0	0	0	0	0	0	0	60
No answer	9	0	0	0	0	0	0	12	0	0	0	0	0	0	0	12
Not applicable	IAP	13626	354	7542	353	5907	10334	1419	2765	2812	4510	2023	2044	1974	2538	58201

B. Blacks?

[VAR: FAIRBLKS]

<u>RESPONSE</u>	<u>PUNCH</u>	<u>YEAR</u>														
		<u>1972-82</u>	<u>1982B</u>	<u>1983-87</u>	<u>1987B</u>	<u>1988-91</u>	<u>1993-98</u>	<u>2000</u>	<u>2002</u>	<u>2004</u>	<u>2006</u>	<u>2008</u>	<u>2010</u>	<u>2012</u>	<u>2014</u>	<u>ALL</u>
Commitment to fair and equal treatment	1	0	0	0	0	0	0	66	0	0	0	0	0	0	0	66
2	2	0	0	0	0	0	0	87	0	0	0	0	0	0	0	87
3	3	0	0	0	0	0	0	199	0	0	0	0	0	0	0	199
4	4	0	0	0	0	0	0	462	0	0	0	0	0	0	0	462
5	5	0	0	0	0	0	0	298	0	0	0	0	0	0	0	298
6	6	0	0	0	0	0	0	143	0	0	0	0	0	0	0	143
Lacks commitment to fair and equal treatment	7	0	0	0	0	0	0	58	0	0	0	0	0	0	0	58
Don't know	8	0	0	0	0	0	0	73	0	0	0	0	0	0	0	73
No answer	9	0	0	0	0	0	0	12	0	0	0	0	0	0	0	12
Not applicable	IAP	13626	354	7542	353	5907	10334	1419	2765	2812	4510	2023	2044	1974	2538	58201

C. Where would you rate Jews in general on this scale?

[VAR: FAIRJEWS]

<u>RESPONSE</u>	<u>PUNCH</u>	<u>YEAR</u>														
		<u>1972-82</u>	<u>1982B</u>	<u>1983-87</u>	<u>1987B</u>	<u>1988-91</u>	<u>1993-98</u>	<u>2000</u>	<u>2002</u>	<u>2004</u>	<u>2006</u>	<u>2008</u>	<u>2010</u>	<u>2012</u>	<u>2014</u>	<u>ALL</u>
Commitment to fair and equal treatment	1	0	0	0	0	0	0	63	0	0	0	0	0	0	0	63
2	2	0	0	0	0	0	0	166	0	0	0	0	0	0	0	166
3	3	0	0	0	0	0	0	244	0	0	0	0	0	0	0	244
4	4	0	0	0	0	0	0	481	0	0	0	0	0	0	0	481
5	5	0	0	0	0	0	0	144	0	0	0	0	0	0	0	144
6	6	0	0	0	0	0	0	57	0	0	0	0	0	0	0	57
Lacks commitment to fair and equal treatment	7	0	0	0	0	0	0	37	0	0	0	0	0	0	0	37
Don't know	8	0	0	0	0	0	0	194	0	0	0	0	0	0	0	194
No answer	9	0	0	0	0	0	0	12	0	0	0	0	0	0	0	12
Not applicable	IAP	13626	354	7542	353	5907	10334	1419	2765	2812	4510	2023	2044	1974	2538	58201

D. Hispanics or Latin Americans?

[VAR: FAIRHSPS]

<u>RESPONSE</u>	<u>PUNCH</u>	<u>YEAR</u>														
		<u>1972-82</u>	<u>1982B</u>	<u>1983-87</u>	<u>1987B</u>	<u>1988-91</u>	<u>1993-98</u>	<u>2000</u>	<u>2002</u>	<u>2004</u>	<u>2006</u>	<u>2008</u>	<u>2010</u>	<u>2012</u>	<u>2014</u>	<u>ALL</u>
Commitment to fair and equal treatment	1	0	0	0	0	0	0	49	0	0	0	0	0	0	0	49
2	2	0	0	0	0	0	0	94	0	0	0	0	0	0	0	94
3	3	0	0	0	0	0	0	211	0	0	0	0	0	0	0	211
4	4	0	0	0	0	0	0	522	0	0	0	0	0	0	0	522
5	5	0	0	0	0	0	0	247	0	0	0	0	0	0	0	247
6	6	0	0	0	0	0	0	80	0	0	0	0	0	0	0	80
Lacks commitment to fair and equal treatment	7	0	0	0	0	0	0	33	0	0	0	0	0	0	0	33
Don't know	8	0	0	0	0	0	0	150	0	0	0	0	0	0	0	150
No answer	9	0	0	0	0	0	0	12	0	0	0	0	0	0	0	12
Not applicable	IAP	13626	354	7542	353	5907	10334	1419	2765	2812	4510	2023	2044	1974	2538	58201

E. Asian Americans?

[VAR: FAIRASNS]

<u>RESPONSE</u>	<u>PUNCH</u>	<u>YEAR</u>														
		<u>1972-82</u>	<u>1982B</u>	<u>1983-87</u>	<u>1987B</u>	<u>1988-91</u>	<u>1993-98</u>	<u>2000</u>	<u>2002</u>	<u>2004</u>	<u>2006</u>	<u>2008</u>	<u>2010</u>	<u>2012</u>	<u>2014</u>	<u>ALL</u>
Commitment to fair and equal treatment	1	0	0	0	0	0	0	66	0	0	0	0	0	0	0	66
2	2	0	0	0	0	0	0	112	0	0	0	0	0	0	0	112
3	3	0	0	0	0	0	0	199	0	0	0	0	0	0	0	199
4	4	0	0	0	0	0	0	512	0	0	0	0	0	0	0	512
5	5	0	0	0	0	0	0	195	0	0	0	0	0	0	0	195
6	0	0	0	0	0	0	0	57	0	0	0	0	0	0	0	57
Lacks commitment to fair and equal treatment	7	0	0	0	0	0	0	39	0	0	0	0	0	0	0	39
Don't know	8	0	0	0	0	0	0	206	0	0	0	0	0	0	0	206
No answer	9	0	0	0	0	0	0	12	0	0	0	0	0	0	0	12
Not applicable	IAP	13626	354	7542	353	5907	10334	1419	2765	2812	4510	2023	2044	1974	2538	58201

REMARKS: Hand Card EW contained response options 1-7.

743. Since the beginning of our country, people of many different races, nationalities, and religions have come here and settled. As I name some of these groups please tell me if the group has made one of the most important positive contributions to this country, an important contribution, some contribution, or little positive contribution to this community.

HAND CARD EX

A. English?

[VAR: CONTENG]

RESPONSE	PUNCH	YEAR														
		<u>1972-82</u>	<u>1982B</u>	<u>1983-87</u>	<u>1987B</u>	<u>1988-91</u>	<u>1993-98</u>	<u>2000</u>	<u>2002</u>	<u>2004</u>	<u>2006</u>	<u>2008</u>	<u>2010</u>	<u>2012</u>	<u>2014</u>	<u>ALL</u>
Most important contribution	1	0	0	0	0	0	0	401	0	0	0	0	0	0	0	401
Important contribution	2	0	0	0	0	0	0	577	0	0	0	0	0	0	0	577
Some contribution	3	0	0	0	0	0	0	271	0	0	0	0	0	0	0	271
Little positive contribution	4	0	0	0	0	0	0	36	0	0	0	0	0	0	0	36
Don't know	8	0	0	0	0	0	0	103	0	0	0	0	0	0	0	103
No answer	9	0	0	0	0	0	0	10	0	0	0	0	0	0	0	10
Not applicable	IAP	13626	354	7542	353	5907	10334	1419	2765	2812	4510	2023	2044	1974	2538	58201

B. Italians?

[VAR: CONTITL]

RESPONSE	PUNCH	YEAR														
		<u>1972-82</u>	<u>1982B</u>	<u>1983-87</u>	<u>1987B</u>	<u>1988-91</u>	<u>1993-98</u>	<u>2000</u>	<u>2002</u>	<u>2004</u>	<u>2006</u>	<u>2008</u>	<u>2010</u>	<u>2012</u>	<u>2014</u>	<u>ALL</u>
Most important contribution	1	0	0	0	0	0	0	94	0	0	0	0	0	0	0	94
Important contribution	2	0	0	0	0	0	0	571	0	0	0	0	0	0	0	571
Some contribution	3	0	0	0	0	0	0	521	0	0	0	0	0	0	0	521
Little positive contribution	4	0	0	0	0	0	0	73	0	0	0	0	0	0	0	73
Don't know	8	0	0	0	0	0	0	131	0	0	0	0	0	0	0	131
No answer	9	0	0	0	0	0	0	8	0	0	0	0	0	0	0	8
Not applicable	IAP	13626	354	7542	353	5907	10334	1419	2765	2812	4510	2023	2044	1974	2538	58201

C. Chinese?

[VAR: CONTCHN]

<u>RESPONSE</u>	<u>PUNCH</u>	<u>YEAR</u>														
		<u>1972-82</u>	<u>1982B</u>	<u>1983-87</u>	<u>1987B</u>	<u>1988-91</u>	<u>1993-98</u>	<u>2000</u>	<u>2002</u>	<u>2004</u>	<u>2006</u>	<u>2008</u>	<u>2010</u>	<u>2012</u>	<u>2014</u>	<u>ALL</u>
Most important contribution	1	0	0	0	0	0	0	95	0	0	0	0	0	0	0	95
Important contribution	2	0	0	0	0	0	0	430	0	0	0	0	0	0	0	430
Some contribution	3	0	0	0	0	0	0	550	0	0	0	0	0	0	0	550
Little positive contribution	4	0	0	0	0	0	0	171	0	0	0	0	0	0	0	171
Don't know	8	0	0	0	0	0	0	144	0	0	0	0	0	0	0	144
No answer	9	0	0	0	0	0	0	8	0	0	0	0	0	0	0	8
Not applicable	IAP	13626	354	7542	353	5907	10334	1419	2765	2812	4510	2023	2044	1974	2538	58201

D. Jews?

[VAR: CONTJEW]

<u>RESPONSE</u>	<u>PUNCH</u>	<u>YEAR</u>														
		<u>1972-82</u>	<u>1982B</u>	<u>1983-87</u>	<u>1987B</u>	<u>1988-91</u>	<u>1993-98</u>	<u>2000</u>	<u>2002</u>	<u>2004</u>	<u>2006</u>	<u>2008</u>	<u>2010</u>	<u>2012</u>	<u>2014</u>	<u>ALL</u>
Most important contribution	1	0	0	0	0	0	0	145	0	0	0	0	0	0	0	145
Important contribution	2	0	0	0	0	0	0	582	0	0	0	0	0	0	0	582
Some contribution	3	0	0	0	0	0	0	441	0	0	0	0	0	0	0	441
Little positive contribution	4	0	0	0	0	0	0	72	0	0	0	0	0	0	0	72
Don't know	8	0	0	0	0	0	0	151	0	0	0	0	0	0	0	151
No answer	9	0	0	0	0	0	0	7	0	0	0	0	0	0	0	7
Not applicable	IAP	13626	354	7542	353	5907	10334	1419	2765	2812	4510	2023	2044	1974	2538	58201

E. Blacks/African Americans?

[VAR: CONTBLK]

<u>RESPONSE</u>	<u>PUNCH</u>	<u>YEAR</u>														
		<u>1972-82</u>	<u>1982B</u>	<u>1983-87</u>	<u>1987B</u>	<u>1988-91</u>	<u>1993-98</u>	<u>2000</u>	<u>2002</u>	<u>2004</u>	<u>2006</u>	<u>2008</u>	<u>2010</u>	<u>2012</u>	<u>2014</u>	<u>ALL</u>
Most important contribution	1	0	0	0	0	0	0	118	0	0	0	0	0	0	0	118
Important contribution	2	0	0	0	0	0	0	541	0	0	0	0	0	0	0	541
Some contribution	3	0	0	0	0	0	0	491	0	0	0	0	0	0	0	491
Little positive contribution	4	0	0	0	0	0	0	144	0	0	0	0	0	0	0	144
Don't know	8	0	0	0	0	0	0	94	0	0	0	0	0	0	0	94
No answer	9	0	0	0	0	0	0	10	0	0	0	0	0	0	0	10
Not applicable	IAP	13626	354	7542	353	5907	10334	1419	2765	2812	4510	2023	2044	1974	2538	58201

F. Mexicans?

[VAR: CONTMEX]

<u>RESPONSE</u>	<u>PUNCH</u>	<u>YEAR</u>														
		<u>1972-82</u>	<u>1982B</u>	<u>1983-87</u>	<u>1987B</u>	<u>1988-91</u>	<u>1993-98</u>	<u>2000</u>	<u>2002</u>	<u>2004</u>	<u>2006</u>	<u>2008</u>	<u>2010</u>	<u>2012</u>	<u>2014</u>	<u>ALL</u>
Most important contribution	1	0	0	0	0	0	0	52	0	0	0	0	0	0	0	52
Important contribution	2	0	0	0	0	0	0	334	0	0	0	0	0	0	0	334
Some contribution	3	0	0	0	0	0	0	569	0	0	0	0	0	0	0	569
Little positive contribution	4	0	0	0	0	0	0	288	0	0	0	0	0	0	0	288
Don't know	8	0	0	0	0	0	0	146	0	0	0	0	0	0	0	146
No answer	9	0	0	0	0	0	0	9	0	0	0	0	0	0	0	9
Not applicable	IAP	13626	354	7542	353	5907	10334	1419	2765	2812	4510	2023	2044	1974	2538	58201

G. Vietnamese?

[VAR: CONTVN]

<u>RESPONSE</u>	<u>PUNCH</u>	<u>YEAR</u>														
		<u>1972-82</u>	<u>1982B</u>	<u>1983-87</u>	<u>1987B</u>	<u>1988-91</u>	<u>1993-98</u>	<u>2000</u>	<u>2002</u>	<u>2004</u>	<u>2006</u>	<u>2008</u>	<u>2010</u>	<u>2012</u>	<u>2014</u>	<u>ALL</u>
Most important contribution	1	0	0	0	0	0	0	33	0	0	0	0	0	0	0	33
Important contribution	2	0	0	0	0	0	0	216	0	0	0	0	0	0	0	216
Some contribution	3	0	0	0	0	0	0	517	0	0	0	0	0	0	0	517
Little positive contribution	4	0	0	0	0	0	0	421	0	0	0	0	0	0	0	421
Don't know	8	0	0	0	0	0	0	200	0	0	0	0	0	0	0	200
No answer	9	0	0	0	0	0	0	11	0	0	0	0	0	0	0	11
Not applicable	IAP	13626	354	7542	353	5907	10334	1419	2765	2812	4510	2023	2044	1974	2538	58201

H. Cubans?

[VAR: CONTCUBA]

<u>RESPONSE</u>	<u>PUNCH</u>	<u>YEAR</u>														
		<u>1972-82</u>	<u>1982B</u>	<u>1983-87</u>	<u>1987B</u>	<u>1988-91</u>	<u>1993-98</u>	<u>2000</u>	<u>2002</u>	<u>2004</u>	<u>2006</u>	<u>2008</u>	<u>2010</u>	<u>2012</u>	<u>2014</u>	<u>ALL</u>
Most important contribution	1	0	0	0	0	0	0	29	0	0	0	0	0	0	0	29
Important contribution	2	0	0	0	0	0	0	190	0	0	0	0	0	0	0	190
Some contribution	3	0	0	0	0	0	0	489	0	0	0	0	0	0	0	489
Little positive contribution	4	0	0	0	0	0	0	481	0	0	0	0	0	0	0	481
Don't know	8	0	0	0	0	0	0	197	0	0	0	0	0	0	0	197
No answer	9	0	0	0	0	0	0	12	0	0	0	0	0	0	0	12
Not applicable	IAP	13626	354	7542	353	5907	10334	1419	2765	2812	4510	2023	2044	1974	2538	58201

I. Irish?

[VAR: CONTIRSH]

<u>RESPONSE</u>	<u>PUNCH</u>	<u>YEAR</u>														
		<u>1972-82</u>	<u>1982B</u>	<u>1983-87</u>	<u>1987B</u>	<u>1988-91</u>	<u>1993-98</u>	<u>2000</u>	<u>2002</u>	<u>2004</u>	<u>2006</u>	<u>2008</u>	<u>2010</u>	<u>2012</u>	<u>2014</u>	<u>ALL</u>
Most important contribution	1	0	0	0	0	0	0	109	0	0	0	0	0	0	0	109
Important contribution	2	0	0	0	0	0	0	550	0	0	0	0	0	0	0	550
Some contribution	3	0	0	0	0	0	0	489	0	0	0	0	0	0	0	489
Little positive contribution	4	0	0	0	0	0	0	98	0	0	0	0	0	0	0	98
Don't know	8	0	0	0	0	0	0	140	0	0	0	0	0	0	0	140
No answer	9	0	0	0	0	0	0	12	0	0	0	0	0	0	0	12
Not applicable	IAP	13626	354	7542	353	5907	10334	1419	2765	2812	4510	2023	2044	1974	2538	58201

J. Puerto Ricans?

[VAR: CONTPR]

<u>RESPONSE</u>	<u>PUNCH</u>	<u>YEAR</u>														
		<u>1972-82</u>	<u>1982B</u>	<u>1983-87</u>	<u>1987B</u>	<u>1988-91</u>	<u>1993-98</u>	<u>2000</u>	<u>2002</u>	<u>2004</u>	<u>2006</u>	<u>2008</u>	<u>2010</u>	<u>2012</u>	<u>2014</u>	<u>ALL</u>
Most important contribution	1	0	0	0	0	0	0	35	0	0	0	0	0	0	0	35
Important contribution	2	0	0	0	0	0	0	224	0	0	0	0	0	0	0	224
Some contribution	3	0	0	0	0	0	0	563	0	0	0	0	0	0	0	563
Little positive contribution	4	0	0	0	0	0	0	369	0	0	0	0	0	0	0	369
Don't know	8	0	0	0	0	0	0	196	0	0	0	0	0	0	0	196
No answer	9	0	0	0	0	0	0	11	0	0	0	0	0	0	0	11
Not applicable	IAP	13626	354	7542	353	5907	10334	1419	2765	2812	4510	2023	2044	1974	2538	58201

K. Japanese?

[VAR: CONTJPN]

<u>RESPONSE</u>	<u>PUNCH</u>	<u>YEAR</u>														
		<u>1972-82</u>	<u>1982B</u>	<u>1983-87</u>	<u>1987B</u>	<u>1988-91</u>	<u>1993-98</u>	<u>2000</u>	<u>2002</u>	<u>2004</u>	<u>2006</u>	<u>2008</u>	<u>2010</u>	<u>2012</u>	<u>2014</u>	<u>ALL</u>
Most important contribution	1	0	0	0	0	0	0	106	0	0	0	0	0	0	0	106
Important contribution	2	0	0	0	0	0	0	449	0	0	0	0	0	0	0	449
Some contribution	3	0	0	0	0	0	0	482	0	0	0	0	0	0	0	482
Little positive contribution	4	0	0	0	0	0	0	191	0	0	0	0	0	0	0	191
Don't know	8	0	0	0	0	0	0	162	0	0	0	0	0	0	0	162
No answer	9	0	0	0	0	0	0	8	0	0	0	0	0	0	0	8
Not applicable	IAP	13626	354	7542	353	5907	10334	1419	2765	2812	4510	2023	2044	1974	2538	58201

L. Muslims?

[VAR: CONTMSLM]

<u>RESPONSE</u>	<u>PUNCH</u>	<u>YEAR</u>														
		<u>1972-82</u>	<u>1982B</u>	<u>1983-87</u>	<u>1987B</u>	<u>1988-91</u>	<u>1993-98</u>	<u>2000</u>	<u>2002</u>	<u>2004</u>	<u>2006</u>	<u>2008</u>	<u>2010</u>	<u>2012</u>	<u>2014</u>	<u>ALL</u>
Most important contribution	1	0	0	0	0	0	0	32	0	0	0	0	0	0	0	32
Important contribution	2	0	0	0	0	0	0	202	0	0	0	0	0	0	0	202
Some contribution	3	0	0	0	0	0	0	462	0	0	0	0	0	0	0	462
Little positive contribution	4	0	0	0	0	0	0	406	0	0	0	0	0	0	0	406
Don't know	8	0	0	0	0	0	0	286	0	0	0	0	0	0	0	286
No answer	9	0	0	0	0	0	0	10	0	0	0	0	0	0	0	10
Not applicable	IAP	13626	354	7542	353	5907	10334	1419	2765	2812	4510	2023	2044	1974	2538	58201

REMARKS: Hand card EX contained response options 1-4.

744. A. Can you speak a language other than English [Spanish]?

[VAR: OTHLANG]

<u>RESPONSE</u>	<u>PUNCH</u>	<u>YEAR</u>														
		<u>1972-82</u>	<u>1982B</u>	<u>1983-87</u>	<u>1987B</u>	<u>1988-91</u>	<u>1993-98</u>	<u>2000</u>	<u>2002</u>	<u>2004</u>	<u>2006</u>	<u>2008</u>	<u>2010</u>	<u>2012</u>	<u>2014</u>	<u>ALL</u>
Yes	1	0	0	0	0	0	0	363	0	0	671	555	536	574	748	3447
No (GO TO PARLANG)	2	0	0	0	0	0	0	1031	0	0	2135	1468	1508	1397	1789	9328
Don't know	8	0	0	0	0	0	0	0	0	0	0	0	0	0	0	0
No answer	9	0	0	0	0	0	0	4	0	0	2	0	0	3	1	10
Not applicable	IAP	13626	354	7542	353	5907	10334	1419	2765	2812	1702	0	0	0	0	46814

REMARKS: For those interviewed in Spanish, they were asked if they spoke a language other than Spanish.

B. What other language(s) do you speak? First response.

[VAR: OTHLANG1]

<u>RESPONSE</u>	<u>PUNCH</u>	<u>YEAR</u>														
		<u>1972-82</u>	<u>1982B</u>	<u>1983-87</u>	<u>1987B</u>	<u>1988-91</u>	<u>1993-98</u>	<u>2000</u>	<u>2002</u>	<u>2004</u>	<u>2006</u>	<u>2008</u>	<u>2010</u>	<u>2012</u>	<u>2014</u>	<u>ALL</u>
English	1	0	0	0	0	0	0	0	0	0	3	29	28	27	43	130
Spanish	2	0	0	0	0	0	0	178	0	0	352	275	266	281	391	1743
Polish	3	0	0	0	0	0	0	5	0	0	13	3	4	7	3	35
French	4	0	0	0	0	0	0	56	0	0	69	63	50	56	78	372
Hebrew	5	0	0	0	0	0	0	1	0	0	8	10	6	2	2	29
Russian	6	0	0	0	0	0	0	6	0	0	9	6	9	7	7	44
Tagalog/Filipino	7	0	0	0	0	0	0	12	0	0	9	7	6	7	10	51
Chinese	8	0	0	0	0	0	0	5	0	0	20	11	15	17	17	85
Urdu	9	0	0	0	0	0	0	0	0	0	3	4	1	0	1	9
Italian	10	0	0	0	0	0	0	9	0	0	19	18	16	10	22	94
Romanian	11	0	0	0	0	0	0	0	0	0	2	5	4	2	1	14
German	12	0	0	0	0	0	0	32	0	0	47	37	48	47	55	266
Pashtu	13	0	0	0	0	0	0	0	0	0	0	0	0	0	2	2
Chamorro	14	0	0	0	0	0	0	0	0	0	0	0	0	0	0	0
Ukrainian	15	0	0	0	0	0	0	0	0	0	2	0	1	1	2	6
Hungarian	16	0	0	0	0	0	0	1	0	0	0	0	0	0	0	1
Turkish	17	0	0	0	0	0	0	1	0	0	1	1	1	0	2	6
Khmer	18	0	0	0	0	0	0	0	0	0	0	0	1	0	0	1
Korean	19	0	0	0	0	0	0	1	0	0	8	5	3	7	6	30
Navajo	20	0	0	0	0	0	0	1	0	0	0	0	0	0	1	2
Malayam	21	0	0	0	0	0	0	0	0	0	2	0	0	0	0	2
Arabic	22	0	0	0	0	0	0	2	0	0	6	4	5	3	5	25
Farsi/Persian	23	0	0	0	0	0	0	3	0	0	2	1	4	0	2	12
Serbian	24	0	0	0	0	0	0	1	0	0	0	0	1	4	0	6
Lithuanian	25	0	0	0	0	0	0	1	0	0	0	2	1	0	0	4
Thai	27	0	0	0	0	0	0	0	0	0	1	0	0	0	1	2
Gujarati	28	0	0	0	0	0	0	0	0	0	1	0	0	1	3	5
Dari	30	0	0	0	0	0	0	0	0	0	0	0	0	0	1	1
Slovak	31	0	0	0	0	0	0	2	0	0	3	1	0	1	0	7
Japanese	32	0	0	0	0	0	0	3	0	0	12	4	12	5	10	46
Portuguese	33	0	0	0	0	0	0	2	0	0	9	7	6	10	4	38
Vajun	34	0	0	0	0	0	0	0	0	0	0	0	0	0	0	0
Yiddish	35	0	0	0	0	0	0	1	0	0	6	1	0	0	0	8
Creole	36	0	0	0	0	0	0	1	0	0	1	3	5	5	8	23
Vietnamese	37	0	0	0	0	0	0	5	0	0	4	6	4	5	1	25

[VAR: OTHLANG1] (CONTINUED)

<u>RESPONSE</u>	<u>PUNCH</u>	<u>YEAR</u>														
		<u>1972-82</u>	<u>1982B</u>	<u>1983-87</u>	<u>1987B</u>	<u>1988-91</u>	<u>1993-98</u>	<u>2000</u>	<u>2002</u>	<u>2004</u>	<u>2006</u>	<u>2008</u>	<u>2010</u>	<u>2012</u>	<u>2014</u>	<u>ALL</u>
Norwegian	38	0	0	0	0	0	0	0	0	0	2	2	0	1	1	6
Malaysian	39	0	0	0	0	0	0	0	0	0	0	2	0	0	0	2
Latin	40	0	0	0	0	0	0	0	0	0	2	0	2	0	1	5
Czech	41	0	0	0	0	0	0	0	0	0	1	1	0	1	1	4
Hindi	42	0	0	0	0	0	0	3	0	0	10	8	6	9	9	45
Hakka	43	0	0	0	0	0	0	0	0	0	0	0	0	0	0	0
Swedish	44	0	0	0	0	0	0	1	0	0	2	0	0	1	1	5
Vesaya	45	0	0	0	0	0	0	0	0	0	0	0	0	0	0	0
Sign language	46	0	0	0	0	0	0	3	0	0	3	9	5	6	8	34
Tongan	47	0	0	0	0	0	0	1	0	0	0	0	0	0	0	1
Armenian	48	0	0	0	0	0	0	1	0	0	0	0	1	1	0	3
Ibo	49	0	0	0	0	0	0	1	0	0	0	0	1	0	0	2
Dutch	50	0	0	0	0	0	0	3	0	0	3	1	2	3	2	14
Cherokee	51	0	0	0	0	0	0	1	0	0	0	1	0	2	0	4
Samoan	52	0	0	0	0	0	0	1	0	0	0	0	0	1	0	2
Yoruba	53	0	0	0	0	0	0	0	0	0	1	1	0	2	1	5
Greek	54	0	0	0	0	0	0	5	0	0	3	4	5	0	5	22
Lakota	55	0	0	0	0	0	0	0	0	0	2	1	0	0	2	5
African	56	0	0	0	0	0	0	1	0	0	0	2	1	1	0	5
Anishnabee	57	0	0	0	0	0	0	0	0	0	0	0	0	0	0	0
Ilokand	58	0	0	0	0	0	0	1	0	0	0	1	0	0	0	2
Assyrian	59	0	0	0	0	0	0	1	0	0	0	0	0	0	0	1
Danish	60	0	0	0	0	0	0	1	0	0	0	0	1	1	0	3
Laotian	61	0	0	0	0	0	0	1	0	0	1	1	0	0	0	3
Finnish	62	0	0	0	0	0	0	1	0	0	2	0	2	0	0	5
Mohawk	63	0	0	0	0	0	0	1	0	0	0	0	0	0	0	1
Amharic	64	0	0	0	0	0	0	0	0	0	2	0	1	1	0	4
Bengali	65	0	0	0	0	0	0	0	0	0	2	0	0	0	1	3
Oriya	66	0	0	0	0	0	0	0	0	0	1	0	0	0	0	1
Hawaiian	67	0	0	0	0	0	0	0	0	0	2	4	4	0	0	10
Albanian	68	0	0	0	0	0	0	0	0	0	0	0	0	0	0	0
Hmong	69	0	0	0	0	0	0	0	0	0	2	0	0	5	2	9
Indonesian	70	0	0	0	0	0	0	0	0	0	0	0	0	0	0	0
Swahili	71	0	0	0	0	0	0	0	0	0	2	0	0	0	1	3
Telugu	72	0	0	0	0	0	0	0	0	0	2	0	1	0	1	4
Kannada	73	0	0	0	0	0	0	0	0	0	0	0	0	0	3	3
Bulgarian	74	0	0	0	0	0	0	0	0	0	1	1	0	1	0	3

[VAR: OTHLANG1] (CONTINUED)

<u>RESPONSE</u>	<u>PUNCH</u>	<u>YEAR</u>														
		<u>1972-82</u>	<u>1982B</u>	<u>1983-87</u>	<u>1987B</u>	<u>1988-91</u>	<u>1993-98</u>	<u>2000</u>	<u>2002</u>	<u>2004</u>	<u>2006</u>	<u>2008</u>	<u>2010</u>	<u>2012</u>	<u>2014</u>	<u>ALL</u>
Bassa	110	0	0	0	0	0	0	0	0	0	0	0	0	1	0	1
Efik	111	0	0	0	0	0	0	0	0	0	0	0	0	1	0	1
Twi	112	0	0	0	0	0	0	0	0	0	0	0	0	2	4	6
Maltese	113	0	0	0	0	0	0	0	0	0	0	0	0	1	0	1
Zuni	114	0	0	0	0	0	0	0	0	0	0	0	0	0	0	0
Ga	115	0	0	0	0	0	0	0	0	0	0	0	0	0	0	0
Mina	116	0	0	0	0	0	0	0	0	0	0	0	0	0	0	0
Surinamese	117	0	0	0	0	0	0	0	0	0	0	0	0	0	0	0
Yaqui	118	0	0	0	0	0	0	0	0	0	0	0	0	0	0	0
Quichoa	119	0	0	0	0	0	0	0	0	0	0	0	0	0	1	1
Tok Pisin	120	0	0	0	0	0	0	0	0	0	0	0	0	0	1	1
Pima	121	0	0	0	0	0	0	0	0	0	0	0	0	0	1	1
Lingala	122	0	0	0	0	0	0	0	0	0	0	0	0	0	1	1
Otomi	123	0	0	0	0	0	0	0	0	0	0	0	0	0	1	1
Chindali	124	0	0	0	0	0	0	0	0	0	0	0	0	0	1	1
Tibetan	125	0	0	0	0	0	0	0	0	0	0	0	0	0	1	1
Oromo	126	0	0	0	0	0	0	0	0	0	0	0	0	0	1	1
Nepali	127	0	0	0	0	0	0	0	0	0	0	0	0	0	1	1
Eskimo	128	0	0	0	0	0	0	0	0	0	0	0	0	0	1	1
Mam	129	0	0	0	0	0	0	0	0	0	0	0	0	0	1	1
Choctaw	130	0	0	0	0	0	0	0	0	0	0	0	0	0	1	1
Don't know	998	0	0	0	0	0	0	0	0	0	0	0	0	0	0	0
No answer	999	0	0	0	0	0	0	0	0	0	0	4	0	18	7	29
Not applicable (Punch 2 on OTHLANG)	IAP	13626	354	7542	353	5907	10334	2455	2765	2812	3837	1470	1508	1397	1789	56149

REMARKS: English was an allowable code for those interviewed in Spanish, see OTHLANG.

C. What other language(s) do you speak? Second response.

[VAR: OTHLANG2]

RESPONSE	PUNCH	YEAR														ALL
		1972-82	1982B	1983-87	1987B	1988-91	1993-98	2000	2002	2004	2006	2008	2010	2012	2014	
English	1	0	0	0	0	0	0	0	0	0	4	1	5	7	3	20
Spanish	2	0	0	0	0	0	0	27	0	0	49	34	32	29	34	205
Polish	3	0	0	0	0	0	0	0	0	0	0	1	2	1	1	5
French	4	0	0	0	0	0	0	12	0	0	25	30	22	25	26	140
Hebrew	5	0	0	0	0	0	0	1	0	0	3	1	0	3	3	11
Russian	6	0	0	0	0	0	0	4	0	0	4	5	5	7	1	26
Tagalog/Filipino	7	0	0	0	0	0	0	0	0	0	1	5	0	2	1	9
Chinese	8	0	0	0	0	0	0	5	0	0	2	5	3	0	8	23
Urdu	9	0	0	0	0	0	0	0	0	0	0	0	0	1	0	1
Italian	10	0	0	0	0	0	0	6	0	0	12	9	7	5	15	54
Romanian	11	0	0	0	0	0	0	0	0	0	0	0	0	0	1	1
German	12	0	0	0	0	0	0	11	0	0	14	12	12	14	16	79
Pashtu	13	0	0	0	0	0	0	0	0	0	0	0	0	0	0	0
Chamorro	14	0	0	0	0	0	0	0	0	0	0	0	0	0	0	0
Ukrainian	15	0	0	0	0	0	0	2	0	0	0	0	2	1	1	6
Hungarian	16	0	0	0	0	0	0	1	0	0	1	1	0	0	0	3
Turkish	17	0	0	0	0	0	0	0	0	0	0	0	1	1	1	3
Khmer	18	0	0	0	0	0	0	0	0	0	0	0	0	0	0	0
Korean	19	0	0	0	0	0	0	0	0	0	1	1	0	0	1	3
Navajo	20	0	0	0	0	0	0	1	0	0	0	0	0	0	0	1
Malayam	21	0	0	0	0	0	0	0	0	0	0	0	0	0	0	0
Arabic	22	0	0	0	0	0	0	2	0	0	3	4	1	4	6	20
Farsi/Persian	23	0	0	0	0	0	0	2	0	0	1	1	2	1	0	7
Serbian	24	0	0	0	0	0	0	0	0	0	0	1	1	0	0	2
Lithuanian	25	0	0	0	0	0	0	0	0	0	0	0	0	0	0	0
Thai	27	0	0	0	0	0	0	0	0	0	1	0	0	0	2	3
Gujarati	28	0	0	0	0	0	0	0	0	0	0	1	1	0	1	3
Dari	30	0	0	0	0	0	0	0	0	0	0	0	0	0	0	0
Slovak	31	0	0	0	0	0	0	0	0	0	0	0	0	2	0	2
Japanese	32	0	0	0	0	0	0	0	0	0	6	6	3	8	5	28
Portuguese	33	0	0	0	0	0	0	0	0	0	1	4	3	3	5	16
Vajun	34	0	0	0	0	0	0	0	0	0	0	0	0	0	0	0
Yiddish	35	0	0	0	0	0	0	1	0	0	2	1	0	2	0	6
Creole	36	0	0	0	0	0	0	1	0	0	1	0	0	1	5	8
Vietnamese	37	0	0	0	0	0	0	1	0	0	1	0	1	2	0	5

[VAR: OTHLANG2] (CONTINUED)

<u>RESPONSE</u>	<u>PUNCH</u>	<u>YEAR</u>														
		<u>1972-82</u>	<u>1982B</u>	<u>1983-87</u>	<u>1987B</u>	<u>1988-91</u>	<u>1993-98</u>	<u>2000</u>	<u>2002</u>	<u>2004</u>	<u>2006</u>	<u>2008</u>	<u>2010</u>	<u>2012</u>	<u>2014</u>	<u>ALL</u>
Norwegian	38	0	0	0	0	0	0	0	0	0	0	0	0	0	0	0
Malaysian	39	0	0	0	0	0	0	0	0	0	0	0	0	0	0	0
Latin	40	0	0	0	0	0	0	0	0	0	2	0	0	0	2	4
Czech	41	0	0	0	0	0	0	0	0	0	0	2	0	0	1	3
Hindi	42	0	0	0	0	0	0	2	0	0	4	5	1	4	9	25
Hakka	43	0	0	0	0	0	0	0	0	0	0	0	0	0	0	0
Swedish	44	0	0	0	0	0	0	0	0	0	1	0	1	0	0	2
Vesaya	45	0	0	0	0	0	0	0	0	0	0	0	0	0	0	0
Sign language	46	0	0	0	0	0	0	4	0	0	5	3	9	4	1	26
Tongan	47	0	0	0	0	0	0	0	0	0	0	0	0	0	0	0
Armenian	48	0	0	0	0	0	0	0	0	0	0	0	2	0	1	3
Ibo	49	0	0	0	0	0	0	0	0	0	0	0	0	0	0	0
Dutch	50	0	0	0	0	0	0	1	0	0	1	0	2	0	0	4
Cherokee	51	0	0	0	0	0	0	0	0	0	1	0	0	0	0	1
Samoan	52	0	0	0	0	0	0	1	0	0	0	0	1	0	0	2
Yoruba	53	0	0	0	0	0	0	1	0	0	0	0	0	0	0	1
Greek	54	0	0	0	0	0	0	1	0	0	1	1	0	0	0	3
Lakota	55	0	0	0	0	0	0	1	0	0	0	0	0	0	0	1
African	56	0	0	0	0	0	0	1	0	0	0	2	1	0	1	5
Anishnabee	57	0	0	0	0	0	0	1	0	0	0	0	0	0	0	1
Ilokand	58	0	0	0	0	0	0	0	0	0	0	0	0	0	0	0
Assyrian	59	0	0	0	0	0	0	0	0	0	0	0	0	0	0	0
Danish	60	0	0	0	0	0	0	0	0	0	0	0	1	0	0	1
Laotian	61	0	0	0	0	0	0	0	0	0	0	0	0	2	0	2
Finnish	62	0	0	0	0	0	0	0	0	0	0	0	0	0	0	0
Mohawk	63	0	0	0	0	0	0	0	0	0	0	0	0	0	0	0
Amharic	64	0	0	0	0	0	0	0	0	0	0	0	0	0	0	0
Bengali	65	0	0	0	0	0	0	0	0	0	0	1	1	1	0	3
Oriya	66	0	0	0	0	0	0	0	0	0	0	0	0	0	0	0
Hawaiian	67	0	0	0	0	0	0	0	0	0	1	0	1	0	1	3
Albanian	68	0	0	0	0	0	0	0	0	0	0	0	0	0	0	0
Hmong	69	0	0	0	0	0	0	0	0	0	0	0	1	1	0	2
Indonesian	70	0	0	0	0	0	0	0	0	0	1	1	0	0	0	2
Swahili	71	0	0	0	0	0	0	0	0	0	0	0	0	0	1	1
Telugu	72	0	0	0	0	0	0	0	0	0	3	0	1	0	1	5
Kannada	73	0	0	0	0	0	0	0	0	0	2	0	0	0	1	3
Bulgarian	74	0	0	0	0	0	0	0	0	0	0	1	0	0	0	1

[VAR: OTHBEST] (CONTINUED)

RESPONSE	PUNCH	YEAR														
		1972-82	1982B	1983-87	1987B	1988-91	1993-98	2000	2002	2004	2006	2008	2010	2012	2014	ALL
Tongan	47	0	0	0	0	0	0	1	0	0	0	0	0	0	0	1
Armenian	48	0	0	0	0	0	0	1	0	0	0	0	0	0	0	1
Ibo	49	0	0	0	0	0	0	2	0	0	0	0	0	0	0	2
Dutch	50	0	0	0	0	0	0	1	0	0	0	0	0	0	0	1
Cherokee	51	0	0	0	0	0	0	1	0	0	0	0	0	0	0	1
Samoan	52	0	0	0	0	0	0	0	0	0	0	0	0	0	0	0
Yoruba	53	0	0	0	0	0	0	0	0	0	0	0	0	0	0	0
Greek	54	0	0	0	0	0	0	0	0	0	0	0	0	0	0	0
Lakota	55	0	0	0	0	0	0	0	0	0	0	0	0	0	0	0
African	56	0	0	0	0	0	0	0	0	0	0	0	0	0	0	0
Anishnabee	57	0	0	0	0	0	0	0	0	0	0	0	0	0	0	0
Ilokand	58	0	0	0	0	0	0	0	0	0	0	0	0	0	0	0
Assyrian	59	0	0	0	0	0	0	0	0	0	0	0	0	0	0	0
Danish	60	0	0	0	0	0	0	0	0	0	0	0	0	0	0	0
Laotian	61	0	0	0	0	0	0	0	0	0	0	0	0	0	0	0
Finnish	62	0	0	0	0	0	0	0	0	0	0	0	0	0	0	0
Mohawk	63	0	0	0	0	0	0	0	0	0	0	0	0	0	0	0
Neither	94	0	0	0	0	0	0	1	0	0	0	0	0	0	0	1
Both	95	0	0	0	0	0	0	2	0	0	0	0	0	0	0	2
Don't know	998	0	0	0	0	0	0	0	0	0	0	0	0	0	0	0
Tamil	99	0	0	0	0	0	0	5	0	0	0	0	0	0	0	5
Not applicable	IAP	13626	354	7542	353	5907	10334	2728	2765	2812	4510	2023	2044	1974	2538	59510

E. How well do you speak that language? **[IF SPEAKS 2 OR MORE, ASK ONLY OF THE MOST FLUENT LANGUAGE]** READ CATEGORIES

[VAR: SPKLANG]

RESPONSE	PUNCH	YEAR														
		1972-82	1982B	1983-87	1987B	1988-91	1993-98	2000	2002	2004	2006	2008	2010	2012	2014	ALL
Very well	1	0	0	0	0	0	0	137	0	0	272	214	206	217	290	1336
Well	2	0	0	0	0	0	0	85	0	0	127	110	129	136	187	774
Not well	3	0	0	0	0	0	0	92	0	0	197	160	141	144	189	923
Poorly/Hardly at all	4	0	0	0	0	0	0	40	0	0	75	63	57	73	74	382
Don't know	8	0	0	0	0	0	0	0	0	0	0	0	0	1	1	
No answer	9	0	0	0	0	0	0	13	0	0	2	6	3	7	8	39
Not applicable (Punch 2 on OTHLANG)	IAP	13626	354	7542	353	5907	10334	2450	2765	2812	3837	1470	1508	1397	1789	56144

F. How often do you use that language in your everyday life? [READ CATEGORIES]

[VAR: USELANG]

<u>RESPONSE</u>	<u>PUNCH</u>	<u>YEAR</u>														
		<u>1972-82</u>	<u>1982B</u>	<u>1983-87</u>	<u>1987B</u>	<u>1988-91</u>	<u>1993-98</u>	<u>2000</u>	<u>2002</u>	<u>2004</u>	<u>2006</u>	<u>2008</u>	<u>2010</u>	<u>2012</u>	<u>2014</u>	<u>ALL</u>
Never	1	0	0	0	0	0	0	79	0	0	0	0	0	0	0	79
Less than once a week	2	0	0	0	0	0	0	73	0	0	0	0	0	0	0	73
Once a week	3	0	0	0	0	0	0	28	0	0	0	0	0	0	0	28
Several times a week	4	0	0	0	0	0	0	34	0	0	0	0	0	0	0	34
Once a day	5	0	0	0	0	0	0	19	0	0	0	0	0	0	0	19
Several times a day	6	0	0	0	0	0	0	126	0	0	0	0	0	0	0	126
Don't know	8	0	0	0	0	0	0	0	0	0	0	0	0	0	0	0
No answer	9	0	0	0	0	0	0	8	0	0	0	0	0	0	0	8
Not applicable (Punch 2 on OTHLANG)	IAP	13626	354	7542	353	5907	10334	2450	2765	2812	4510	2023	2044	1974	2538	59232

745. Is that a language you first learned as a child at home, in school, or is it one that you learned elsewhere?

[VAR: GETLANG]

<u>RESPONSE</u>	<u>PUNCH</u>	<u>YEAR</u>														
		<u>1972-82</u>	<u>1982B</u>	<u>1983-87</u>	<u>1987B</u>	<u>1988-91</u>	<u>1993-98</u>	<u>2000</u>	<u>2002</u>	<u>2004</u>	<u>2006</u>	<u>2008</u>	<u>2010</u>	<u>2012</u>	<u>2014</u>	<u>ALL</u>
Childhood Home	1	0	0	0	0	0	0	183	0	0	342	0	0	0	0	525
School	2	0	0	0	0	0	0	116	0	0	230	0	0	0	0	346
Elsewhere	3	0	0	0	0	0	0	58	0	0	99	0	0	0	0	157
Don't know	8	0	0	0	0	0	0	0	0	0	0	0	0	0	0	0
No answer	9	0	0	0	0	0	0	10	0	0	2	0	0	0	0	12
Not applicable	IAP	13626	354	7542	353	5907	10334	2450	2765	2812	3837	2023	2044	1974	2538	58559

746. Did/do one or both of your parents speak a language other than English at home?

[VAR: PARLANG]

<u>RESPONSE</u>	<u>PUNCH</u>	<u>YEAR</u>														
		<u>1972-82</u>	<u>1982B</u>	<u>1983-87</u>	<u>1987B</u>	<u>1988-91</u>	<u>1993-98</u>	<u>2000</u>	<u>2002</u>	<u>2004</u>	<u>2006</u>	<u>2008</u>	<u>2010</u>	<u>2012</u>	<u>2014</u>	<u>ALL</u>
Yes	1	0	0	0	0	0	0	360	0	0	0	0	0	0	0	360
No	2	0	0	0	0	0	0	1013	0	0	0	0	0	0	0	1013
Don't know	8	0	0	0	0	0	0	2	0	0	0	0	0	0	0	2
No answer	9	0	0	0	0	0	0	23	0	0	0	0	0	0	0	23
Not applicable	IAP	13626	354	7542	353	5907	10334	1419	2765	2812	4510	2023	2044	1974	2538	58201

747. Did/do one or more of your grandparents speak a language other than English?

[VAR: GRANLANG]

<u>RESPONSE</u>	<u>PUNCH</u>	<u>YEAR</u>														
		<u>1972-82</u>	<u>1982B</u>	<u>1983-87</u>	<u>1987B</u>	<u>1988-91</u>	<u>1993-98</u>	<u>2000</u>	<u>2002</u>	<u>2004</u>	<u>2006</u>	<u>2008</u>	<u>2010</u>	<u>2012</u>	<u>2014</u>	<u>ALL</u>
Yes	1	0	0	0	0	0	0	544	0	0	0	0	0	0	0	544
No	2	0	0	0	0	0	0	759	0	0	0	0	0	0	0	759
Don't know	8	0	0	0	0	0	0	69	0	0	0	0	0	0	0	69
No answer	9	0	0	0	0	0	0	26	0	0	0	0	0	0	0	26
Not applicable	IAP	13626	354	7542	353	5907	10334	1419	2765	2812	4510	2023	2044	1974	2538	58201

748. A. How often do you hear languages other than English spoken in the local community where you live?

HAND CARD EY

[VAR: LANGCOM]

<u>RESPONSE</u>	<u>PUNCH</u>	<u>YEAR</u>														
		<u>1972-82</u>	<u>1982B</u>	<u>1983-87</u>	<u>1987B</u>	<u>1988-91</u>	<u>1993-98</u>	<u>2000</u>	<u>2002</u>	<u>2004</u>	<u>2006</u>	<u>2008</u>	<u>2010</u>	<u>2012</u>	<u>2014</u>	<u>ALL</u>
Never	1	0	0	0	0	0	0	380	0	0	0	0	0	0	0	380
Less than once a week	2	0	0	0	0	0	0	251	0	0	0	0	0	0	0	251
Once a week	3	0	0	0	0	0	0	142	0	0	0	0	0	0	0	142
Several times a week	4	0	0	0	0	0	0	251	0	0	0	0	0	0	0	251
Once a day	5	0	0	0	0	0	0	90	0	0	0	0	0	0	0	90
Several times a day	6	0	0	0	0	0	0	258	0	0	0	0	0	0	0	258
Don't know	8	0	0	0	0	0	0	13	0	0	0	0	0	0	0	13
No answer	9	0	0	0	0	0	0	13	0	0	0	0	0	0	0	13
Not applicable	IAP	13626	354	7542	353	5907	10334	1419	2765	2812	4510	2023	2044	1974	2538	58201

REMARKS: Hand Card EY contained response options 1-6.

IF R IS WORKING (WRKSTAT EQUALS 1, 2 OR 3), ASK ENGOFF1.

IF R IS NOT WORKING (WRKSTAT EQUALS 4, 5, 6, 7 OR 8), ASK TWOLANG.

B. How often do you hear languages other than English spoken in the place where you work? [READ CATEGORIES]

[VAR: LANGWRK]

RESPONSE	PUNCH	YEAR														
		1972-82	1982B	1983-87	1987B	1988-91	1993-98	2000	2002	2004	2006	2008	2010	2012	2014	ALL
Never	1	0	0	0	0	0	0	310	0	0	0	0	0	0	0	310
Once a day	2	0	0	0	0	0	0	106	0	0	0	0	0	0	0	106
Several times a day	3	0	0	0	0	0	0	206	0	0	0	0	0	0	0	206
Less than once a week	4	0	0	0	0	0	0	95	0	0	0	0	0	0	0	95
Once a week	5	0	0	0	0	0	0	82	0	0	0	0	0	0	0	82
Several times a week	6	0	0	0	0	0	0	117	0	0	0	0	0	0	0	117
Don't know	8	0	0	0	0	0	0	8	0	0	0	0	0	0	0	8
No answer	9	0	0	0	0	0	0	11	0	0	0	0	0	0	0	11
Not applicable (Punches 4-8 on WRKSTAT)	IAP	13626	354	7542	353	5907	10334	1882	2765	2812	4510	2023	2044	1974	2538	58664

749. Do you favor a law making English the official language of the United States, or do you oppose such a law?

[VAR: ENGOFF1]

RESPONSE	PUNCH	YEAR														
		1972-82	1982B	1983-87	1987B	1988-91	1993-98	2000	2002	2004	2006	2008	2010	2012	2014	ALL
Favor	1	0	0	0	0	0	0	1013	0	0	0	0	0	0	0	1013
Oppose	2	0	0	0	0	0	0	294	0	0	0	0	0	0	0	294
Don't know	8	0	0	0	0	0	0	82	0	0	0	0	0	0	0	82
No answer	9	0	0	0	0	0	0	9	0	0	0	0	0	0	0	9
Not applicable	IAP	13626	354	7542	353	5907	10334	1419	2765	2812	4510	2023	2044	1974	2538	58201

750. Now please tell us whether you strongly agree, agree, disagree or strongly disagree with each of these statements:

HAND CARD EZ

A. Children in the U.S. should learn a second language fluently before they finish high school.

[VAR: TWOLANG]

<u>RESPONSE</u>	<u>PUNCH</u>	<u>YEAR</u>														
		<u>1972-82</u>	<u>1982B</u>	<u>1983-87</u>	<u>1987B</u>	<u>1988-91</u>	<u>1993-98</u>	<u>2000</u>	<u>2002</u>	<u>2004</u>	<u>2006</u>	<u>2008</u>	<u>2010</u>	<u>2012</u>	<u>2014</u>	<u>ALL</u>
Strongly agree	1	0	0	0	0	0	0	362	0	0	0	0	0	0	0	362
Agree	2	0	0	0	0	0	0	665	0	0	0	0	0	0	0	665
Disagree	3	0	0	0	0	0	0	298	0	0	0	0	0	0	0	298
Strongly disagree	4	0	0	0	0	0	0	42	0	0	0	0	0	0	0	42
Don't know	8	0	0	0	0	0	0	27	0	0	0	0	0	0	0	27
No answer	9	0	0	0	0	0	0	4	0	0	0	0	0	0	0	4
Not applicable	IAP	13626	354	7542	353	5907	10334	1419	2765	2812	4510	2023	2044	1974	2538	58201

B. Bilingual education programs should be eliminated in American public schools.

[VAR: NOBILING]

<u>RESPONSE</u>	<u>PUNCH</u>	<u>YEAR</u>														
		<u>1972-82</u>	<u>1982B</u>	<u>1983-87</u>	<u>1987B</u>	<u>1988-91</u>	<u>1993-98</u>	<u>2000</u>	<u>2002</u>	<u>2004</u>	<u>2006</u>	<u>2008</u>	<u>2010</u>	<u>2012</u>	<u>2014</u>	<u>ALL</u>
Strongly agree	1	0	0	0	0	0	0	80	0	0	0	0	0	0	0	80
Agree	2	0	0	0	0	0	0	218	0	0	0	0	0	0	0	218
Disagree	3	0	0	0	0	0	0	665	0	0	0	0	0	0	0	665
Strongly disagree	4	0	0	0	0	0	0	380	0	0	0	0	0	0	0	380
Don't know	8	0	0	0	0	0	0	50	0	0	0	0	0	0	0	50
No answer	9	0	0	0	0	0	0	5	0	0	0	0	0	0	0	5
Not applicable	IAP	13626	354	7542	353	5907	10334	1419	2765	2812	4510	2023	2044	1974	2538	58201

C. Speaking English as the common national language is what unites all Americans.

[VAR: ENGUNITE]

<u>RESPONSE</u>	<u>PUNCH</u>	<u>YEAR</u>														
		<u>1972-82</u>	<u>1982B</u>	<u>1983-87</u>	<u>1987B</u>	<u>1988-91</u>	<u>1993-98</u>	<u>2000</u>	<u>2002</u>	<u>2004</u>	<u>2006</u>	<u>2008</u>	<u>2010</u>	<u>2012</u>	<u>2014</u>	<u>ALL</u>
Strongly agree	1	0	0	0	0	0	0	354	0	0	0	0	0	0	0	354
Agree	2	0	0	0	0	0	0	670	0	0	0	0	0	0	0	670
Disagree	3	0	0	0	0	0	0	285	0	0	0	0	0	0	0	285
Strongly disagree	4	0	0	0	0	0	0	37	0	0	0	0	0	0	0	37
Don't know	8	0	0	0	0	0	0	45	0	0	0	0	0	0	0	45
No answer	9	0	0	0	0	0	0	7	0	0	0	0	0	0	0	7
Not applicable	IAP	13626	354	7542	353	5907	10334	1419	2765	2812	4510	2023	2044	1974	2538	58201

D. Learning a foreign language is as valuable as learning math and science in school.

[VAR: FORLANG1]

<u>RESPONSE</u>	<u>PUNCH</u>	<u>YEAR</u>														
		<u>1972-82</u>	<u>1982B</u>	<u>1983-87</u>	<u>1987B</u>	<u>1988-91</u>	<u>1993-98</u>	<u>2000</u>	<u>2002</u>	<u>2004</u>	<u>2006</u>	<u>2008</u>	<u>2010</u>	<u>2012</u>	<u>2014</u>	<u>ALL</u>
Strongly agree	1	0	0	0	0	0	0	278	0	0	0	0	0	0	0	278
Agree	2	0	0	0	0	0	0	583	0	0	0	0	0	0	0	583
Disagree	3	0	0	0	0	0	0	422	0	0	0	0	0	0	0	422
Strongly disagree	4	0	0	0	0	0	0	70	0	0	0	0	0	0	0	70
Don't know	8	0	0	0	0	0	0	36	0	0	0	0	0	0	0	36
No answer	9	0	0	0	0	0	0	9	0	0	0	0	0	0	0	9
Not applicable	IAP	13626	354	7542	353	5907	10334	1419	2765	2812	4510	2023	2044	1974	2538	58201

E. English will be threatened if other languages are frequently used in large immigrant communities in the U.S.

[VAR: ENGTHTN]

<u>RESPONSE</u>	<u>PUNCH</u>	<u>YEAR</u>														
		<u>1972-82</u>	<u>1982B</u>	<u>1983-87</u>	<u>1987B</u>	<u>1988-91</u>	<u>1993-98</u>	<u>2000</u>	<u>2002</u>	<u>2004</u>	<u>2006</u>	<u>2008</u>	<u>2010</u>	<u>2012</u>	<u>2014</u>	<u>ALL</u>
Strongly agree	1	0	0	0	0	0	0	120	0	0	0	0	0	0	0	120
Agree	2	0	0	0	0	0	0	318	0	0	0	0	0	0	0	318
Disagree	3	0	0	0	0	0	0	692	0	0	0	0	0	0	0	692
Strongly disagree	4	0	0	0	0	0	0	217	0	0	0	0	0	0	0	217
Don't know	8	0	0	0	0	0	0	46	0	0	0	0	0	0	0	46
No answer	9	0	0	0	0	0	0	5	0	0	0	0	0	0	0	5
Not applicable	IAP	13626	354	7542	353	5907	10334	1419	2765	2812	4510	2023	2044	1974	2538	58201

F. Election ballots should be printed in other languages in areas where lots of people don't speak English.

[VAR: ENGVOTE]

RESPONSE	PUNCH	YEAR														
		1972-82	1982B	1983-87	1987B	1988-91	1993-98	2000	2002	2004	2006	2008	2010	2012	2014	ALL
Strongly agree	1	0	0	0	0	0	0	227	0	0	0	0	0	0	0	227
Agree	2	0	0	0	0	0	0	665	0	0	0	0	0	0	0	665
Disagree	3	0	0	0	0	0	0	293	0	0	0	0	0	0	0	293
Strongly disagree	4	0	0	0	0	0	0	166	0	0	0	0	0	0	0	166
Don't know	8	0	0	0	0	0	0	41	0	0	0	0	0	0	0	41
No answer	9	0	0	0	0	0	0	6	0	0	0	0	0	0	0	6
Not applicable	IAP	13626	354	7542	353	5907	10334	1419	2765	2812	4510	2023	2044	1974	2538	58201

REMARKS: Hand Card EZ contained response options 1-4.

751. A. Do you speak [LANGUAGE MENTIONED IN OTHHLANG1] at home?

[VAR: OTHHOME]

RESPONSE	PUNCH	YEAR														
		1972-82	1982B	1983-87	1987B	1988-91	1993-98	2000	2002	2004	2006	2008	2010	2012	2014	ALL
Yes	1	0	0	0	0	0	0	0	0	0	258	0	0	0	0	258
No	2	0	0	0	0	0	0	0	0	0	413	0	0	0	0	413
Don't Know	8	0	0	0	0	0	0	0	0	0	0	0	0	0	0	0
No answer	9	0	0	0	0	0	0	0	0	0	2	0	0	0	0	2
Not Applicable	IAP	13626	354	7542	353	5907	10334	2817	2765	2812	3837	2023	2044	1974	2538	58926

B. Which language do you speak more fluent?

[VAR: BETRLANG]

RESPONSE	PUNCH	YEAR														
		1972-82	1982B	1983-87	1987B	1988-91	1993-98	2000	2002	2004	2006	2008	2010	2012	2014	ALL
First language mentioned	1	0	0	0	0	0	0	0	0	0	635	515	500	537	698	2885
Second language mentioned	2	0	0	0	0	0	0	0	0	0	36	32	33	33	43	177
Don't Know	8	0	0	0	0	0	0	0	0	0	0	5	3	2	6	16
No answer	9	0	0	0	0	0	0	0	0	0	2	0	0	1	0	3
Not Applicable	IAP	13626	354	7542	353	5907	10334	2817	2765	2812	3837	1471	1508	1401	1791	56518

C. How well do you speak that language?

[VAR: SPKLANGW]

FI INSTRUCTION: IF SPEAKS 2 OR MORE, ASK ONLY OF THE MOST FLUENT LANGUAGE

<u>RESPONSE</u>	<u>PUNCH</u>	<u>YEAR</u>														
		<u>1972-82</u>	<u>1982B</u>	<u>1983-87</u>	<u>1987B</u>	<u>1988-91</u>	<u>1993-98</u>	<u>2000</u>	<u>2002</u>	<u>2004</u>	<u>2006</u>	<u>2008</u>	<u>2010</u>	<u>2012</u>	<u>2014</u>	<u>ALL</u>
Very Well	1	0	0	0	0	0	0	0	0	0	37	0	0	0	0	37
Well	2	0	0	0	0	0	0	0	0	0	44	0	0	0	0	44
Not well	3	0	0	0	0	0	0	0	0	0	57	0	0	0	0	57
Poor/Hardly at all	4	0	0	0	0	0	0	0	0	0	40	0	0	0	0	40
Don't Know	8	0	0	0	0	0	0	0	0	0	8	0	0	0	0	8
No answer	9	0	0	0	0	0	0	0	0	0	4	0	0	0	0	4
Not Applicable	IAP	13626	354	7542	353	5907	10334	2817	2765	2812	4320	2023	2044	1974	2538	59409

752. What about the number of immigrants from Latin America (that is, Spanish-speaking countries of the Americas)– should it be increased a lot, increased a little, left the same as it is now, decreased a little, or decreased a lot?

[VAR: LETINHSP]

<u>RESPONSE</u>	<u>PUNCH</u>	<u>YEAR</u>														
		<u>1972-82</u>	<u>1982B</u>	<u>1983-87</u>	<u>1987B</u>	<u>1988-91</u>	<u>1993-98</u>	<u>2000</u>	<u>2002</u>	<u>2004</u>	<u>2006</u>	<u>2008</u>	<u>2010</u>	<u>2012</u>	<u>2014</u>	<u>ALL</u>
Increased a lot	1	0	0	0	0	0	0	41	0	0	0	0	0	0	0	41
Increased a little	2	0	0	0	0	0	0	77	0	0	0	0	0	0	0	77
Left the same as it is now	3	0	0	0	0	0	0	615	0	0	0	0	0	0	0	615
Decreased a little	4	0	0	0	0	0	0	279	0	0	0	0	0	0	0	279
Decreased a lot	5	0	0	0	0	0	0	303	0	0	0	0	0	0	0	303
Don't know	8	0	0	0	0	0	0	78	0	0	0	0	0	0	0	78
No answer	9	0	0	0	0	0	0	5	0	0	0	0	0	0	0	5
Not applicable	IAP	13626	354	7542	353	5907	10334	1419	2765	2812	4510	2023	2044	1974	2538	58201

753. What about the number of immigrants from Asia? (Should it be increased a lot, increased a little, left the same as it is now, decreased a little, or decreased a lot?)

[VAR: LETINASN]

RESPONSE	PUNCH	YEAR														
		1972-82	1982B	1983-87	1987B	1988-91	1993-98	2000	2002	2004	2006	2008	2010	2012	2014	ALL
Increased a lot	1	0	0	0	0	0	0	36	0	0	0	0	0	0	0	36
Increased a little	2	0	0	0	0	0	0	79	0	0	0	0	0	0	0	79
Left the same as it is now	3	0	0	0	0	0	0	626	0	0	0	0	0	0	0	626
Decreased a little	4	0	0	0	0	0	0	259	0	0	0	0	0	0	0	259
Decreased a lot	5	0	0	0	0	0	0	299	0	0	0	0	0	0	0	299
Don't know	8	0	0	0	0	0	0	95	0	0	0	0	0	0	0	95
No answer	9	0	0	0	0	0	0	4	0	0	0	0	0	0	0	4
Not applicable	IAP	13626	354	7542	353	5907	10334	1419	2765	2812	4510	2023	2044	1974	2538	58201

754. What about the number of immigrants from Europe? (should it be increased a lot, increased a little, left the same as it is now, decreased a little, or decreased a lot?)

[VAR: LETINEUR]

RESPONSE	PUNCH	YEAR														
		1972-82	1982B	1983-87	1987B	1988-91	1993-98	2000	2002	2004	2006	2008	2010	2012	2014	ALL
Increased a lot	1	0	0	0	0	0	0	40	0	0	0	0	0	0	0	40
Increased a little	2	0	0	0	0	0	0	90	0	0	0	0	0	0	0	90
Left the same as it is now	3	0	0	0	0	0	0	717	0	0	0	0	0	0	0	717
Decreased a little	4	0	0	0	0	0	0	225	0	0	0	0	0	0	0	225
Decreased a lot	5	0	0	0	0	0	0	232	0	0	0	0	0	0	0	232
Don't know	8	0	0	0	0	0	0	90	0	0	0	0	0	0	0	90
No answer	9	0	0	0	0	0	0	4	0	0	0	0	0	0	0	4
Not applicable	IAP	13626	354	7542	353	5907	10334	1419	2765	2812	4510	2023	2044	1974	2538	58201

755. What do you think will happen as a result of more immigrants coming to this country? Is each of these possible results very likely, somewhat likely, not too likely, or not likely at all?

HAND CARD FA

A. Higher crime rates?

[VAR: IMMCRMUP]

RESPONSE	PUNCH	YEAR														
		<u>1972-82</u>	<u>1982B</u>	<u>1983-87</u>	<u>1987B</u>	<u>1988-91</u>	<u>1993-98</u>	<u>2000</u>	<u>2002</u>	<u>2004</u>	<u>2006</u>	<u>2008</u>	<u>2010</u>	<u>2012</u>	<u>2014</u>	<u>ALL</u>
Very likely	1	0	0	0	0	0	0	332	0	0	0	0	0	0	0	332
Somewhat likely	2	0	0	0	0	0	0	629	0	0	0	0	0	0	0	629
Not too likely	3	0	0	0	0	0	0	305	0	0	0	0	0	0	0	305
Not likely at all	4	0	0	0	0	0	0	51	0	0	0	0	0	0	0	51
Don't know	8	0	0	0	0	0	0	72	0	0	0	0	0	0	0	72
No answer	9	0	0	0	0	0	0	9	0	0	0	0	0	0	0	9
Not applicable	IAP	13626	354	7542	353	5907	10334	1419	2765	2812	4510	2023	2044	1974	2538	58201

B. Making the country more open to new ideas and cultures?

[VAR: IMMNEW]

RESPONSE	PUNCH	YEAR														
		<u>1972-82</u>	<u>1982B</u>	<u>1983-87</u>	<u>1987B</u>	<u>1988-91</u>	<u>1993-98</u>	<u>2000</u>	<u>2002</u>	<u>2004</u>	<u>2006</u>	<u>2008</u>	<u>2010</u>	<u>2012</u>	<u>2014</u>	<u>ALL</u>
Very likely	1	0	0	0	0	0	0	362	0	0	0	0	0	0	0	362
Somewhat likely	2	0	0	0	0	0	0	658	0	0	0	0	0	0	0	658
Not too likely	3	0	0	0	0	0	0	240	0	0	0	0	0	0	0	240
Not likely at all	4	0	0	0	0	0	0	76	0	0	0	0	0	0	0	76
Don't know	8	0	0	0	0	0	0	53	0	0	0	0	0	0	0	53
No answer	9	0	0	0	0	0	0	9	0	0	0	0	0	0	0	9
Not applicable	IAP	13626	354	7542	353	5907	10334	1419	2765	2812	4510	2023	2044	1974	2538	58201

C. People born in the U.S. losing their jobs?

[VAR: IMMNOJOB]

RESPONSE	PUNCH	YEAR														
		1972-82	1982B	1983-87	1987B	1988-91	1993-98	2000	2002	2004	2006	2008	2010	2012	2014	ALL
Very likely	1	0	0	0	0	0	0	351	0	0	0	0	0	0	0	351
Somewhat likely	2	0	0	0	0	0	0	453	0	0	0	0	0	0	0	453
Not too likely	3	0	0	0	0	0	0	402	0	0	0	0	0	0	0	402
Not likely at all	4	0	0	0	0	0	0	135	0	0	0	0	0	0	0	135
Don't know	8	0	0	0	0	0	0	48	0	0	0	0	0	0	0	48
No answer	9	0	0	0	0	0	0	9	0	0	0	0	0	0	0	9
Not applicable	IAP	13626	354	7542	353	5907	10334	1419	2765	2812	4510	2023	2044	1974	2538	58201

REMARKS: Hand card FA contained response options 1-4. See IMMECON and IMMUNITE for additional questions asked in this module.

756. Just your best guess—what percentage of the United States population is each group? [INSTRUCTION: PERCENTAGES DO NOT HAVE TO ADD TO 100% AND THE LISTED GROUPS MAY OVERLAP. ENCOURAGE ESTIMATES FOR ALL GROUPS, BUT DISCOURAGE RESPONDENTS REVISING THEIR ESTIMATES.]

A. Whites?

[VAR: USWHT]

RESPONSE	PUNCH	YEAR														
		1972-82	1982B	1983-87	1987B	1988-91	1993-98	2000	2002	2004	2006	2008	2010	2012	2014	ALL
Zero percent	0	0	0	0	0	0	0	1	0	0	0	0	0	0	0	1
	1-10	0	0	0	0	0	0	7	0	0	0	0	0	0	0	7
	11-20	0	0	0	0	0	0	10	0	0	0	0	0	0	0	10
	21-30	0	0	0	0	0	0	51	0	0	0	0	0	0	0	51
	31-39	0	0	0	0	0	0	26	0	0	0	0	0	0	0	26
	40-49	0	0	0	0	0	0	142	0	0	0	0	0	0	0	142
	50-59	0	0	0	0	0	0	273	0	0	0	0	0	0	0	273
	60-69	0	0	0	0	0	0	407	0	0	0	0	0	0	0	407
	70-79	0	0	0	0	0	0	279	0	0	0	0	0	0	0	279
	80-89	0	0	0	0	0	0	92	0	0	0	0	0	0	0	92
	90-99	0	0	0	0	0	0	20	0	0	0	0	0	0	0	20
100 percent	100	0	0	0	0	0	0	10	0	0	0	0	0	0	0	10
Don't know	998	0	0	0	0	0	0	57	0	0	0	0	0	0	0	57
No answer	999	0	0	0	0	0	0	23	0	0	0	0	0	0	0	23
Not applicable	IAP	13626	354	7542	353	5907	10334	1419	2765	2812	4510	2023	2044	1974	2538	58201

B. Blacks/African-Americans?

[VAR: USBLK]

<u>RESPONSE</u>	<u>PUNCH</u>	<u>YEAR</u>														
		<u>1972-82</u>	<u>1982B</u>	<u>1983-87</u>	<u>1987B</u>	<u>1988-91</u>	<u>1993-98</u>	<u>2000</u>	<u>2002</u>	<u>2004</u>	<u>2006</u>	<u>2008</u>	<u>2010</u>	<u>2012</u>	<u>2014</u>	<u>ALL</u>
Zero percent	0	0	0	0	0	0	0	0	0	0	0	0	0	0	0	0
	1-10	0	0	0	0	0	0	105	0	0	0	0	0	0	0	105
	11-20	0	0	0	0	0	0	387	0	0	0	0	0	0	0	387
	21-30	0	0	0	0	0	0	346	0	0	0	0	0	0	0	346
	31-39	0	0	0	0	0	0	67	0	0	0	0	0	0	0	67
	40-49	0	0	0	0	0	0	172	0	0	0	0	0	0	0	172
	50-59	0	0	0	0	0	0	117	0	0	0	0	0	0	0	117
	60-69	0	0	0	0	0	0	45	0	0	0	0	0	0	0	45
	70-79	0	0	0	0	0	0	41	0	0	0	0	0	0	0	41
	80-89	0	0	0	0	0	0	13	0	0	0	0	0	0	0	13
	90-99	0	0	0	0	0	0	11	0	0	0	0	0	0	0	11
100 percent	100	0	0	0	0	0	0	6	0	0	0	0	0	0	0	6
Don't know	998	0	0	0	0	0	0	61	0	0	0	0	0	0	0	61
No answer	999	0	0	0	0	0	0	27	0	0	0	0	0	0	0	27
Not applicable	IAP	13626	354	7542	353	5907	10334	1419	2765	2812	4510	2023	2044	1974	2538	58201

C. Jews?

[VAR: USJEWS]

<u>RESPONSE</u>	<u>PUNCH</u>	<u>YEAR</u>														
		<u>1972-82</u>	<u>1982B</u>	<u>1983-87</u>	<u>1987B</u>	<u>1988-91</u>	<u>1993-98</u>	<u>2000</u>	<u>2002</u>	<u>2004</u>	<u>2006</u>	<u>2008</u>	<u>2010</u>	<u>2012</u>	<u>2014</u>	<u>ALL</u>
Zero percent	0	0	0	0	0	0	0	15	0	0	0	0	0	0	0	15
	1-10	0	0	0	0	0	0	604	0	0	0	0	0	0	0	604
	11-20	0	0	0	0	0	0	245	0	0	0	0	0	0	0	245
	21-30	0	0	0	0	0	0	175	0	0	0	0	0	0	0	175
	31-39	0	0	0	0	0	0	19	0	0	0	0	0	0	0	19
	40-49	0	0	0	0	0	0	57	0	0	0	0	0	0	0	57
	50-59	0	0	0	0	0	0	40	0	0	0	0	0	0	0	40
	60-69	0	0	0	0	0	0	16	0	0	0	0	0	0	0	16
	70-79	0	0	0	0	0	0	12	0	0	0	0	0	0	0	12
	80-89	0	0	0	0	0	0	11	0	0	0	0	0	0	0	11
	90-99	0	0	0	0	0	0	2	0	0	0	0	0	0	0	2
100 percent	100	0	0	0	0	0	0	1	0	0	0	0	0	0	0	1
Don't know	998	0	0	0	0	0	0	156	0	0	0	0	0	0	0	156
No answer	999	0	0	0	0	0	0	45	0	0	0	0	0	0	0	45
Not applicable	IAP	13626	354	7542	353	5907	10334	1419	2765	2812	4510	2023	2044	1974	2538	58201

D. Hispanics?

[VAR: USHISP]

<u>RESPONSE</u>	<u>PUNCH</u>	<u>YEAR</u>														
		<u>1972-82</u>	<u>1982B</u>	<u>1983-87</u>	<u>1987B</u>	<u>1988-91</u>	<u>1993-98</u>	<u>2000</u>	<u>2002</u>	<u>2004</u>	<u>2006</u>	<u>2008</u>	<u>2010</u>	<u>2012</u>	<u>2014</u>	<u>ALL</u>
Zero percent	0	0	0	0	0	0	0	4	0	0	0	0	0	0	0	4
	1-10	0	0	0	0	0	0	352	0	0	0	0	0	0	0	352
	11-20	0	0	0	0	0	0	365	0	0	0	0	0	0	0	365
	21-30	0	0	0	0	0	0	258	0	0	0	0	0	0	0	258
	31-39	0	0	0	0	0	0	35	0	0	0	0	0	0	0	35
	40-49	0	0	0	0	0	0	106	0	0	0	0	0	0	0	106
	50-59	0	0	0	0	0	0	81	0	0	0	0	0	0	0	81
	60-69	0	0	0	0	0	0	25	0	0	0	0	0	0	0	25
	70-79	0	0	0	0	0	0	25	0	0	0	0	0	0	0	25
	80-89	0	0	0	0	0	0	17	0	0	0	0	0	0	0	17
	90-99	0	0	0	0	0	0	7	0	0	0	0	0	0	0	7
100 percent	100	0	0	0	0	0	0	2	0	0	0	0	0	0	0	2
Don't know	998	0	0	0	0	0	0	91	0	0	0	0	0	0	0	91
No answer	999	0	0	0	0	0	0	30	0	0	0	0	0	0	0	30
Not applicable	IAP	13626	354	7542	353	5907	10334	1419	2765	2812	4510	2023	2044	1974	2538	58201

E. Asian Americans?

[VAR: USASN]

<u>RESPONSE</u>	<u>PUNCH</u>	<u>YEAR</u>														
		<u>1972-82</u>	<u>1982B</u>	<u>1983-87</u>	<u>1987B</u>	<u>1988-91</u>	<u>1993-98</u>	<u>2000</u>	<u>2002</u>	<u>2004</u>	<u>2006</u>	<u>2008</u>	<u>2010</u>	<u>2012</u>	<u>2014</u>	<u>ALL</u>
Zero percent	0	0	0	0	0	0	0	5	0	0	0	0	0	0	0	5
	1-10	0	0	0	0	0	0	630	0	0	0	0	0	0	0	630
	11-20	0	0	0	0	0	0	294	0	0	0	0	0	0	0	294
	21-30	0	0	0	0	0	0	162	0	0	0	0	0	0	0	162
	31-39	0	0	0	0	0	0	13	0	0	0	0	0	0	0	13
	40-49	0	0	0	0	0	0	62	0	0	0	0	0	0	0	62
	50-59	0	0	0	0	0	0	49	0	0	0	0	0	0	0	49
	60-69	0	0	0	0	0	0	20	0	0	0	0	0	0	0	20
	70-79	0	0	0	0	0	0	10	0	0	0	0	0	0	0	10
	80-89	0	0	0	0	0	0	6	0	0	0	0	0	0	0	6
	90-99	0	0	0	0	0	0	3	0	0	0	0	0	0	0	3
100 percent	100	0	0	0	0	0	0	2	0	0	0	0	0	0	0	2
Don't know	998	0	0	0	0	0	0	111	0	0	0	0	0	0	0	111
No answer	999	0	0	0	0	0	0	31	0	0	0	0	0	0	0	31
Not applicable	IAP	13626	354	7542	353	5907	10334	1419	2765	2812	4510	2023	2044	1974	2538	58201

F. American Indians?

[VAR: USAMIND]

<u>RESPONSE</u>	<u>PUNCH</u>	<u>YEAR</u>														
		<u>1972-82</u>	<u>1982B</u>	<u>1983-87</u>	<u>1987B</u>	<u>1988-91</u>	<u>1993-98</u>	<u>2000</u>	<u>2002</u>	<u>2004</u>	<u>2006</u>	<u>2008</u>	<u>2010</u>	<u>2012</u>	<u>2014</u>	<u>ALL</u>
Zero percent	0	0	0	0	0	0	0	12	0	0	0	0	0	0	0	12
	1-10	0	0	0	0	0	0	814	0	0	0	0	0	0	0	814
	11-20	0	0	0	0	0	0	181	0	0	0	0	0	0	0	181
	21-30	0	0	0	0	0	0	108	0	0	0	0	0	0	0	108
	31-39	0	0	0	0	0	0	16	0	0	0	0	0	0	0	16
	40-49	0	0	0	0	0	0	36	0	0	0	0	0	0	0	36
	50-59	0	0	0	0	0	0	40	0	0	0	0	0	0	0	40
	60-69	0	0	0	0	0	0	14	0	0	0	0	0	0	0	14
	70-79	0	0	0	0	0	0	8	0	0	0	0	0	0	0	8
	80-89	0	0	0	0	0	0	11	0	0	0	0	0	0	0	11
	90-99	0	0	0	0	0	0	2	0	0	0	0	0	0	0	2
100 percent	100	0	0	0	0	0	0	6	0	0	0	0	0	0	0	6
Don't know	998	0	0	0	0	0	0	119	0	0	0	0	0	0	0	119
No answer	999	0	0	0	0	0	0	31	0	0	0	0	0	0	0	31
Not applicable	IAP	13626	354	7542	353	5907	10334	1419	2765	2812	4510	2023	2044	1974	2538	58201

757. People may come from one racial group such as being White, Black/African-American, Hispanic, Asian, or American Indian, or people may come from two or more of these groups. What percent of people in the United States today do you think have parents or their ancestors from two or more racial groups?

[VAR: USMIXED]

<u>RESPONSE</u>	<u>PUNCH</u>	<u>YEAR</u>														
		<u>1972-82</u>	<u>1982B</u>	<u>1983-87</u>	<u>1987B</u>	<u>1988-91</u>	<u>1993-98</u>	<u>2000</u>	<u>2002</u>	<u>2004</u>	<u>2006</u>	<u>2008</u>	<u>2010</u>	<u>2012</u>	<u>2014</u>	<u>ALL</u>
Zero percent	0	0	0	0	0	0	0	3	0	0	0	0	0	0	0	3
	1-10	0	0	0	0	0	0	140	0	0	0	0	0	0	0	140
	11-20	0	0	0	0	0	0	201	0	0	0	0	0	0	0	201
	21-30	0	0	0	0	0	0	224	0	0	0	0	0	0	0	224
	31-39	0	0	0	0	0	0	34	0	0	0	0	0	0	0	34
	40-49	0	0	0	0	0	0	139	0	0	0	0	0	0	0	139
	50-59	0	0	0	0	0	0	150	0	0	0	0	0	0	0	150
	60-69	0	0	0	0	0	0	86	0	0	0	0	0	0	0	86
	70-79	0	0	0	0	0	0	107	0	0	0	0	0	0	0	107
	80-89	0	0	0	0	0	0	84	0	0	0	0	0	0	0	84
	90-99	0	0	0	0	0	0	72	0	0	0	0	0	0	0	72
100 percent	100	0	0	0	0	0	0	36	0	0	0	0	0	0	0	36
Don't know	998	0	0	0	0	0	0	81	0	0	0	0	0	0	0	81
No answer	999	0	0	0	0	0	0	41	0	0	0	0	0	0	0	41
Not applicable	IAP	13626	354	7542	353	5907	10334	1419	2765	2812	4510	2023	2044	1974	2538	58201

758. In the next 25 years, which of these groups do you think will increase their share of the population by a lot, which will increase by a little, which will stay the same, which will decrease by a little, and which will decrease by a lot?

HAND CARD FB

A. Whites?

[VAR: WHTCHNG]

RESPONSE	PUNCH	YEAR														
		<u>1972-82</u>	<u>1982B</u>	<u>1983-87</u>	<u>1987B</u>	<u>1988-91</u>	<u>1993-98</u>	<u>2000</u>	<u>2002</u>	<u>2004</u>	<u>2006</u>	<u>2008</u>	<u>2010</u>	<u>2012</u>	<u>2014</u>	<u>ALL</u>
Increase by a lot	1	0	0	0	0	0	0	115	0	0	0	0	0	0	0	115
Increase by a little	2	0	0	0	0	0	0	387	0	0	0	0	0	0	0	387
Stay the same	3	0	0	0	0	0	0	468	0	0	0	0	0	0	0	468
Decrease by a little	4	0	0	0	0	0	0	307	0	0	0	0	0	0	0	307
Decrease by a lot	5	0	0	0	0	0	0	77	0	0	0	0	0	0	0	77
Don't know	8	0	0	0	0	0	0	31	0	0	0	0	0	0	0	31
No answer	9	0	0	0	0	0	0	13	0	0	0	0	0	0	0	13
Not applicable	IAP	13626	354	7542	353	5907	10334	1419	2765	2812	4510	2023	2044	1974	2538	58201

B. Blacks?

[VAR: BLKCHNG]

RESPONSE	PUNCH	YEAR														
		<u>1972-82</u>	<u>1982B</u>	<u>1983-87</u>	<u>1987B</u>	<u>1988-91</u>	<u>1993-98</u>	<u>2000</u>	<u>2002</u>	<u>2004</u>	<u>2006</u>	<u>2008</u>	<u>2010</u>	<u>2012</u>	<u>2014</u>	<u>ALL</u>
Increase by a lot	1	0	0	0	0	0	0	344	0	0	0	0	0	0	0	344
Increase by a little	2	0	0	0	0	0	0	624	0	0	0	0	0	0	0	624
Stay the same	3	0	0	0	0	0	0	303	0	0	0	0	0	0	0	303
Decrease by a little	4	0	0	0	0	0	0	60	0	0	0	0	0	0	0	60
Decrease by a lot	5	0	0	0	0	0	0	14	0	0	0	0	0	0	0	14
Don't know	8	0	0	0	0	0	0	37	0	0	0	0	0	0	0	37
No answer	9	0	0	0	0	0	0	16	0	0	0	0	0	0	0	16
Not applicable	IAP	13626	354	7542	353	5907	10334	1419	2765	2812	4510	2023	2044	1974	2538	58201

C. Jews?

[VAR: JEWSCHNG]

<u>RESPONSE</u>	<u>PUNCH</u>	<u>YEAR</u>														
		<u>1972-82</u>	<u>1982B</u>	<u>1983-87</u>	<u>1987B</u>	<u>1988-91</u>	<u>1993-98</u>	<u>2000</u>	<u>2002</u>	<u>2004</u>	<u>2006</u>	<u>2008</u>	<u>2010</u>	<u>2012</u>	<u>2014</u>	<u>ALL</u>
Increase by a lot	1	0	0	0	0	0	0	50	0	0	0	0	0	0	0	50
Increase by a little	2	0	0	0	0	0	0	328	0	0	0	0	0	0	0	328
Stay the same	3	0	0	0	0	0	0	695	0	0	0	0	0	0	0	695
Decrease by a little	4	0	0	0	0	0	0	163	0	0	0	0	0	0	0	163
Decrease by a lot	5	0	0	0	0	0	0	25	0	0	0	0	0	0	0	25
Don't know	8	0	0	0	0	0	0	124	0	0	0	0	0	0	0	124
No answer	9	0	0	0	0	0	0	13	0	0	0	0	0	0	0	13
Not applicable	IAP	13626	354	7542	353	5907	10334	1419	2765	2812	4510	2023	2044	1974	2538	58201

D. Hispanics or Latin Americans?

[VAR: HISPCHNG]

<u>RESPONSE</u>	<u>PUNCH</u>	<u>YEAR</u>														
		<u>1972-82</u>	<u>1982B</u>	<u>1983-87</u>	<u>1987B</u>	<u>1988-91</u>	<u>1993-98</u>	<u>2000</u>	<u>2002</u>	<u>2004</u>	<u>2006</u>	<u>2008</u>	<u>2010</u>	<u>2012</u>	<u>2014</u>	<u>ALL</u>
Increase by a lot	1	0	0	0	0	0	0	618	0	0	0	0	0	0	0	618
Increase by a little	2	0	0	0	0	0	0	531	0	0	0	0	0	0	0	531
Stay the same	3	0	0	0	0	0	0	125	0	0	0	0	0	0	0	125
Decrease by a little	4	0	0	0	0	0	0	30	0	0	0	0	0	0	0	30
Decrease by a lot	5	0	0	0	0	0	0	16	0	0	0	0	0	0	0	16
Don't know	8	0	0	0	0	0	0	65	0	0	0	0	0	0	0	65
No answer	9	0	0	0	0	0	0	13	0	0	0	0	0	0	0	13
Not applicable	IAP	13626	354	7542	353	5907	10334	1419	2765	2812	4510	2023	2044	1974	2538	58201

E. Asian Americans?

[VAR: ASNCHNG]

<u>RESPONSE</u>	<u>PUNCH</u>	<u>YEAR</u>														
		<u>1972-82</u>	<u>1982B</u>	<u>1983-87</u>	<u>1987B</u>	<u>1988-91</u>	<u>1993-98</u>	<u>2000</u>	<u>2002</u>	<u>2004</u>	<u>2006</u>	<u>2008</u>	<u>2010</u>	<u>2012</u>	<u>2014</u>	<u>ALL</u>
Increase by a lot	1	0	0	0	0	0	0	269	0	0	0	0	0	0	0	269
Increase by a little	2	0	0	0	0	0	0	607	0	0	0	0	0	0	0	607
Stay the same	3	0	0	0	0	0	0	341	0	0	0	0	0	0	0	341
Decrease by a little	4	0	0	0	0	0	0	40	0	0	0	0	0	0	0	40
Decrease by a lot	5	0	0	0	0	0	0	17	0	0	0	0	0	0	0	17
Don't know	8	0	0	0	0	0	0	110	0	0	0	0	0	0	0	110
No answer	9	0	0	0	0	0	0	14	0	0	0	0	0	0	0	14
Not applicable	IAP	13626	354	7542	353	5907	10334	1419	2765	2812	4510	2023	2044	1974	2538	58201

REMARKS: Hand Card FB contained response options 1-5.

759. When you think about these changes in the racial and ethnic make-up of the country in the next 25 years, do you think they will be a very good thing for the country, a good thing, neither good nor bad, a bad thing, or a very bad thing?

[VAR: ETHCHNG]

<u>RESPONSE</u>	<u>PUNCH</u>	<u>YEAR</u>														
		<u>1972-82</u>	<u>1982B</u>	<u>1983-87</u>	<u>1987B</u>	<u>1988-91</u>	<u>1993-98</u>	<u>2000</u>	<u>2002</u>	<u>2004</u>	<u>2006</u>	<u>2008</u>	<u>2010</u>	<u>2012</u>	<u>2014</u>	<u>ALL</u>
Very good thing	1	0	0	0	0	0	0	42	0	0	0	0	0	0	0	42
Good thing	2	0	0	0	0	0	0	301	0	0	0	0	0	0	0	301
Neither good nor bad	3	0	0	0	0	0	0	730	0	0	0	0	0	0	0	730
Bad thing	4	0	0	0	0	0	0	195	0	0	0	0	0	0	0	195
Very bad thing	5	0	0	0	0	0	0	52	0	0	0	0	0	0	0	52
Don't know	8	0	0	0	0	0	0	61	0	0	0	0	0	0	0	61
No answer	9	0	0	0	0	0	0	17	0	0	0	0	0	0	0	17
Not applicable	IAP	13626	354	7542	353	5907	10334	1419	2765	2812	4510	2023	2044	1974	2538	58201

760. Just your best guess—what percentage of the people who live in your local community is each group?

A. Whites?

[VAR: COMWHT]

<u>RESPONSE</u>	<u>PUNCH</u>	<u>YEAR</u>														
		<u>1972-82</u>	<u>1982B</u>	<u>1983-87</u>	<u>1987B</u>	<u>1988-91</u>	<u>1993-98</u>	<u>2000</u>	<u>2002</u>	<u>2004</u>	<u>2006</u>	<u>2008</u>	<u>2010</u>	<u>2012</u>	<u>2014</u>	<u>ALL</u>
Zero percent	0	0	0	0	0	0	0	15	0	0	0	0	0	0	0	15
	1-10	0	0	0	0	0	0	80	0	0	0	0	0	0	0	80
	11-20	0	0	0	0	0	0	43	0	0	0	0	0	0	0	43
	21-30	0	0	0	0	0	0	58	0	0	0	0	0	0	0	58
	31-39	0	0	0	0	0	0	12	0	0	0	0	0	0	0	12
	40-49	0	0	0	0	0	0	69	0	0	0	0	0	0	0	69
	50-59	0	0	0	0	0	0	133	0	0	0	0	0	0	0	133
	60-69	0	0	0	0	0	0	153	0	0	0	0	0	0	0	153
	70-79	0	0	0	0	0	0	199	0	0	0	0	0	0	0	199
	80-89	0	0	0	0	0	0	188	0	0	0	0	0	0	0	188
	90-99	0	0	0	0	0	0	317	0	0	0	0	0	0	0	317
100 percent	100	0	0	0	0	0	0	70	0	0	0	0	0	0	0	70
Don't know	998	0	0	0	0	0	0	37	0	0	0	0	0	0	0	37
No answer	999	0	0	0	0	0	0	24	0	0	0	0	0	0	0	24
Not applicable	IAP	13626	354	7542	353	5907	10334	1419	2765	2812	4510	2023	2044	1974	2538	58201

B. Blacks/African-Americans?

[VAR: COMBLK]

<u>RESPONSE</u>	<u>PUNCH</u>	<u>YEAR</u>														
		<u>1972-82</u>	<u>1982B</u>	<u>1983-87</u>	<u>1987B</u>	<u>1988-91</u>	<u>1993-98</u>	<u>2000</u>	<u>2002</u>	<u>2004</u>	<u>2006</u>	<u>2008</u>	<u>2010</u>	<u>2012</u>	<u>2014</u>	<u>ALL</u>
Zero percent	0	0	0	0	0	0	0	96	0	0	0	0	0	0	0	96
	1-10	0	0	0	0	0	0	589	0	0	0	0	0	0	0	589
	11-20	0	0	0	0	0	0	199	0	0	0	0	0	0	0	199
	21-30	0	0	0	0	0	0	159	0	0	0	0	0	0	0	159
	31-39	0	0	0	0	0	0	13	0	0	0	0	0	0	0	13
	40-49	0	0	0	0	0	0	80	0	0	0	0	0	0	0	80
	50-59	0	0	0	0	0	0	64	0	0	0	0	0	0	0	64
	60-69	0	0	0	0	0	0	20	0	0	0	0	0	0	0	20
	70-79	0	0	0	0	0	0	21	0	0	0	0	0	0	0	21
	80-89	0	0	0	0	0	0	19	0	0	0	0	0	0	0	19
	90-99	0	0	0	0	0	0	35	0	0	0	0	0	0	0	35
100 percent	100	0	0	0	0	0	0	13	0	0	0	0	0	0	0	13
Don't know	998	0	0	0	0	0	0	45	0	0	0	0	0	0	0	45
No answer	999	0	0	0	0	0	0	45	0	0	0	0	0	0	0	45
Not applicable	IAP	13626	354	7542	353	5907	10334	1419	2765	2812	4510	2023	2044	1974	2538	58201

C. Jews?

[VAR: COMJEWS]

<u>RESPONSE</u>	<u>PUNCH</u>	<u>YEAR</u>														
		<u>1972-82</u>	<u>1982B</u>	<u>1983-87</u>	<u>1987B</u>	<u>1988-91</u>	<u>1993-98</u>	<u>2000</u>	<u>2002</u>	<u>2004</u>	<u>2006</u>	<u>2008</u>	<u>2010</u>	<u>2012</u>	<u>2014</u>	<u>ALL</u>
Zero percent	0	0	0	0	0	0	0	375	0	0	0	0	0	0	0	375
	1-10	0	0	0	0	0	0	626	0	0	0	0	0	0	0	626
	11-20	0	0	0	0	0	0	76	0	0	0	0	0	0	0	76
	21-30	0	0	0	0	0	0	47	0	0	0	0	0	0	0	47
	31-39	0	0	0	0	0	0	9	0	0	0	0	0	0	0	9
	40-49	0	0	0	0	0	0	12	0	0	0	0	0	0	0	12
	50-59	0	0	0	0	0	0	16	0	0	0	0	0	0	0	16
	60-69	0	0	0	0	0	0	5	0	0	0	0	0	0	0	5
	70-79	0	0	0	0	0	0	3	0	0	0	0	0	0	0	3
	80-89	0	0	0	0	0	0	2	0	0	0	0	0	0	0	2
	90-99	0	0	0	0	0	0	1	0	0	0	0	0	0	0	1
100 percent	100	0	0	0	0	0	0	2	0	0	0	0	0	0	0	2
Don't know	998	0	0	0	0	0	0	149	0	0	0	0	0	0	0	149
No answer	999	0	0	0	0	0	0	75	0	0	0	0	0	0	0	75
Not applicable	IAP	13626	354	7542	353	5907	10334	1419	2765	2812	4510	2023	2044	1974	2538	58201

D. Hispanics?

[VAR: COMHISP]

<u>RESPONSE</u>	<u>PUNCH</u>	<u>YEAR</u>														
		<u>1972-82</u>	<u>1982B</u>	<u>1983-87</u>	<u>1987B</u>	<u>1988-91</u>	<u>1993-98</u>	<u>2000</u>	<u>2002</u>	<u>2004</u>	<u>2006</u>	<u>2008</u>	<u>2010</u>	<u>2012</u>	<u>2014</u>	<u>ALL</u>
Zero percent	0	0	0	0	0	0	0	190	0	0	0	0	0	0	0	190
	1-10	0	0	0	0	0	0	628	0	0	0	0	0	0	0	628
	11-20	0	0	0	0	0	0	177	0	0	0	0	0	0	0	177
	21-30	0	0	0	0	0	0	107	0	0	0	0	0	0	0	107
	31-39	0	0	0	0	0	0	18	0	0	0	0	0	0	0	18
	40-49	0	0	0	0	0	0	52	0	0	0	0	0	0	0	52
	50-59	0	0	0	0	0	0	50	0	0	0	0	0	0	0	50
	60-69	0	0	0	0	0	0	19	0	0	0	0	0	0	0	19
	70-79	0	0	0	0	0	0	11	0	0	0	0	0	0	0	11
	80-89	0	0	0	0	0	0	10	0	0	0	0	0	0	0	10
	90-99	0	0	0	0	0	0	8	0	0	0	0	0	0	0	8
100 percent	100	0	0	0	0	0	0	1	0	0	0	0	0	0	0	1
Don't know	998	0	0	0	0	0	0	69	0	0	0	0	0	0	0	69
No answer	999	0	0	0	0	0	0	58	0	0	0	0	0	0	0	58
Not applicable	IAP	13626	354	7542	353	5907	10334	1419	2765	2812	4510	2023	2044	1974	2538	58201

E. Asian Americans?

[VAR: COMASN]

<u>RESPONSE</u>	<u>PUNCH</u>	<u>YEAR</u>														
		<u>1972-82</u>	<u>1982B</u>	<u>1983-87</u>	<u>1987B</u>	<u>1988-91</u>	<u>1993-98</u>	<u>2000</u>	<u>2002</u>	<u>2004</u>	<u>2006</u>	<u>2008</u>	<u>2010</u>	<u>2012</u>	<u>2014</u>	<u>ALL</u>
Zero percent	0	0	0	0	0	0	0	346	0	0	0	0	0	0	0	346
	1-10	0	0	0	0	0	0	713	0	0	0	0	0	0	0	713
	11-20	0	0	0	0	0	0	100	0	0	0	0	0	0	0	100
	21-30	0	0	0	0	0	0	53	0	0	0	0	0	0	0	53
	31-39	0	0	0	0	0	0	5	0	0	0	0	0	0	0	5
	40-49	0	0	0	0	0	0	16	0	0	0	0	0	0	0	16
	50-59	0	0	0	0	0	0	11	0	0	0	0	0	0	0	11
	60-69	0	0	0	0	0	0	4	0	0	0	0	0	0	0	4
	70-79	0	0	0	0	0	0	2	0	0	0	0	0	0	0	2
	80-89	0	0	0	0	0	0	3	0	0	0	0	0	0	0	3
	90-99	0	0	0	0	0	0	2	0	0	0	0	0	0	0	2
100 percent	100	0	0	0	0	0	0	1	0	0	0	0	0	0	0	1
Don't know	998	0	0	0	0	0	0	82	0	0	0	0	0	0	0	82
No answer	999	0	0	0	0	0	0	60	0	0	0	0	0	0	0	60
Not applicable	IAP	13626	354	7542	353	5907	10334	1419	2765	2812	4510	2023	2044	1974	2538	58201

F. American Indians

[VAR: COMAMIND]

<u>RESPONSE</u>	<u>PUNCH</u>	<u>YEAR</u>														
		<u>1972-82</u>	<u>1982B</u>	<u>1983-87</u>	<u>1987B</u>	<u>1988-91</u>	<u>1993-98</u>	<u>2000</u>	<u>2002</u>	<u>2004</u>	<u>2006</u>	<u>2008</u>	<u>2010</u>	<u>2012</u>	<u>2014</u>	<u>ALL</u>
Zero percent	0	0	0	0	0	0	0	521	0	0	0	0	0	0	0	521
	1-10	0	0	0	0	0	0	602	0	0	0	0	0	0	0	602
	11-20	0	0	0	0	0	0	51	0	0	0	0	0	0	0	51
	21-30	0	0	0	0	0	0	30	0	0	0	0	0	0	0	30
	31-39	0	0	0	0	0	0	2	0	0	0	0	0	0	0	2
	40-49	0	0	0	0	0	0	8	0	0	0	0	0	0	0	8
	50-59	0	0	0	0	0	0	10	0	0	0	0	0	0	0	10
	60-69	0	0	0	0	0	0	3	0	0	0	0	0	0	0	3
	70-79	0	0	0	0	0	0	1	0	0	0	0	0	0	0	1
	80-89	0	0	0	0	0	0	2	0	0	0	0	0	0	0	2
	90-99	0	0	0	0	0	0	4	0	0	0	0	0	0	0	4
100 percent	100	0	0	0	0	0	0	1	0	0	0	0	0	0	0	1
Don't know	998	0	0	0	0	0	0	97	0	0	0	0	0	0	0	97
No answer	999	0	0	0	0	0	0	66	0	0	0	0	0	0	0	66
Not applicable	IAP	13626	354	7542	353	5907	10334	1419	2765	2812	4510	2023	2044	1974	2538	58201

IF EMPLOYED (WRKSTAT EQUALS 1 2 OR 3) ASK HISPWORK.

IF NOT EMPLOYED (WRKSTAT EQUALS 4 5 6 7 OR 8) GO TO KNWWHT.

761. How many of the people who work where you work are Hispanic? Are all Hispanic, almost all Hispanic, most Hispanic, about half Hispanic, most not Hispanic, almost none Hispanic, or are none Hispanic?

[VAR: HISPWORK]

RESPONSE	PUNCH	YEAR														
		1972-82	1982B	1983-87	1987B	1988-91	1993-98	2000	2002	2004	2006	2008	2010	2012	2014	ALL
All Hispanic	1	0	0	0	0	0	0	8	0	0	0	0	0	0	0	8
Almost all Hispanic	2	0	0	0	0	0	0	21	0	0	0	0	0	0	0	21
Most Hispanic	3	0	0	0	0	0	0	24	0	0	0	0	0	0	0	24
About half Hispanic	4	0	0	0	0	0	0	75	0	0	0	0	0	0	0	75
Most not Hispanic	5	0	0	0	0	0	0	180	0	0	0	0	0	0	0	180
Almost none Hispanic	6	0	0	0	0	0	0	269	0	0	0	0	0	0	0	269
None Hispanic	7	0	0	0	0	0	0	330	0	0	0	0	0	0	0	330
Don't know	8	0	0	0	0	0	0	14	0	0	0	0	0	0	0	14
No answer	9	0	0	0	0	0	0	16	0	0	0	0	0	0	0	16
Not applicable (Punches 4-8 on WRKSTAT)	IAP	13626	354	7542	353	5907	10334	1880	2765	2812	4510	2023	2044	1974	2538	58662

762. Do you personally know any...?

A. Whites?

[VAR: KNWWHT]

RESPONSE	PUNCH	YEAR														
		1972-82	1982B	1983-87	1987B	1988-91	1993-98	2000	2002	2004	2006	2008	2010	2012	2014	ALL
Yes	1	0	0	0	0	0	0	308	0	0	0	0	0	0	0	308
No	2	0	0	0	0	0	0	23	0	0	0	0	0	0	0	23
Don't know	8	0	0	0	0	0	0	0	0	0	0	0	0	0	0	0
No answer	9	0	0	0	0	0	0	24	0	0	0	0	0	0	0	24
Not applicable (see REMARKS)	IAP	13626	354	7542	353	5907	10334	2462	2765	2812	4510	2023	2044	1974	2538	59244

B. Blacks?

[VAR: KNWBK]

<u>RESPONSE</u>	<u>PUNCH</u>	<u>YEAR</u>														
		<u>1972-82</u>	<u>1982B</u>	<u>1983-87</u>	<u>1987B</u>	<u>1988-91</u>	<u>1993-98</u>	<u>2000</u>	<u>2002</u>	<u>2004</u>	<u>2006</u>	<u>2008</u>	<u>2010</u>	<u>2012</u>	<u>2014</u>	<u>ALL</u>
Yes	1	0	0	0	0	0	0	1005	0	0	0	0	0	0	0	1005
No	2	0	0	0	0	0	0	169	0	0	0	0	0	0	0	169
Don't know	8	0	0	0	0	0	0	0	0	0	0	0	0	0	0	0
No answer	9	0	0	0	0	0	0	24	0	0	0	0	0	0	0	24
IAP	354	13626	354	7542	353	5907	10334	1619	2765	2812	4510	2023	2044	1974	2538	58401

C. Jews?

[VAR: KNWJEW]

<u>RESPONSE</u>	<u>PUNCH</u>	<u>YEAR</u>														
		<u>1972-82</u>	<u>1982B</u>	<u>1983-87</u>	<u>1987B</u>	<u>1988-91</u>	<u>1993-98</u>	<u>2000</u>	<u>2002</u>	<u>2004</u>	<u>2006</u>	<u>2008</u>	<u>2010</u>	<u>2012</u>	<u>2014</u>	<u>ALL</u>
Yes	1	0	0	0	0	0	0	752	0	0	0	0	0	0	0	752
No	2	0	0	0	0	0	0	559	0	0	0	0	0	0	0	559
Don't know	8	0	0	0	0	0	0	1	0	0	0	0	0	0	0	1
No answer	9	0	0	0	0	0	0	50	0	0	0	0	0	0	0	50
Not applicable (see REMARKS)	IAP	13626	354	7542	353	5907	10334	1455	2765	2812	4510	2023	2044	1974	2538	58237

D. Hispanics or Latin Americans?

[VAR: KNWHISP]

<u>RESPONSE</u>	<u>PUNCH</u>	<u>YEAR</u>														
		<u>1972-82</u>	<u>1982B</u>	<u>1983-87</u>	<u>1987B</u>	<u>1988-91</u>	<u>1993-98</u>	<u>2000</u>	<u>2002</u>	<u>2004</u>	<u>2006</u>	<u>2008</u>	<u>2010</u>	<u>2012</u>	<u>2014</u>	<u>ALL</u>
Yes	1	0	0	0	0	0	0	887	0	0	0	0	0	0	0	887
No	2	0	0	0	0	0	0	346	0	0	0	0	0	0	0	346
Don't know	8	0	0	0	0	0	0	0	0	0	0	0	0	0	0	0
No answer	9	0	0	0	0	0	0	52	0	0	0	0	0	0	0	52
Not applicable (see REMARKS)	IAP	13626	354	7542	353	5907	10334	1532	2765	2812	4510	2023	2044	1974	2538	58314

E. Asian Americans?

[VAR: KNWASN]

<u>RESPONSE</u>	<u>PUNCH</u>	<u>YEAR</u>														
		<u>1972-82</u>	<u>1982B</u>	<u>1983-87</u>	<u>1987B</u>	<u>1988-91</u>	<u>1993-98</u>	<u>2000</u>	<u>2002</u>	<u>2004</u>	<u>2006</u>	<u>2008</u>	<u>2010</u>	<u>2012</u>	<u>2014</u>	<u>ALL</u>
Yes	1	0	0	0	0	0	0	793	0	0	0	0	0	0	0	793
No	2	0	0	0	0	0	0	564	0	0	0	0	0	0	0	564
Don't know	8	0	0	0	0	0	0	1	0	0	0	0	0	0	0	1
No answer	9	0	0	0	0	0	0	7	0	0	0	0	0	0	0	7
Not applicable (see REMARKS)	IAP	13626	354	7542	353	5907	10334	1452	2765	2812	4510	2023	2044	1974	2538	58234

REMARKS: KNWWHT-KNWASN were checked against R's race, religion and ethnicity. Whites were not asked KNWWHT, Blacks were not asked KNWBLK, Jews were not asked KNWJEW, Hispanics were not asked KNWHISP, and Asians were not asked KNWASN.

IF KNWWHT IS "YES" (PERSONALLY KNOWS ANY WHITES), THEN ASK WHTSCHL.

IF KNWWHT IS "NO" (DOESN'T PERSONALLY KNOW ANY WHITES) OR IF R IS WHITE (RACE), THEN GO TO BLKSCHL.

763. Now, I'm going to ask some questions about these people you personally know.

A. Do you know any of these Whites from when you went to school or college?

[VAR: WHTSCHL]

<u>RESPONSE</u>	<u>PUNCH</u>	<u>YEAR</u>														
		<u>1972-82</u>	<u>1982B</u>	<u>1983-87</u>	<u>1987B</u>	<u>1988-91</u>	<u>1993-98</u>	<u>2000</u>	<u>2002</u>	<u>2004</u>	<u>2006</u>	<u>2008</u>	<u>2010</u>	<u>2012</u>	<u>2014</u>	<u>ALL</u>
Yes	1	0	0	0	0	0	0	185	0	0	0	0	0	0	0	185
No	2	0	0	0	0	0	0	111	0	0	0	0	0	0	0	111
Don't know	8	0	0	0	0	0	0	0	0	0	0	0	0	0	0	0
No answer	9	0	0	0	0	0	0	36	0	0	0	0	0	0	0	36
Not applicable (Punch 2 on KNWWHT or Punch 1 on RACE)	IAP	13626	354	7542	353	5907	10334	2485	2765	2812	4510	2023	2044	1974	2538	59267

B. Do you know any of these Whites from the community where you now live?

[VAR: WHTCOM]

<u>RESPONSE</u>	<u>PUNCH</u>	<u>YEAR</u>														
		<u>1972-82</u>	<u>1982B</u>	<u>1983-87</u>	<u>1987B</u>	<u>1988-91</u>	<u>1993-98</u>	<u>2000</u>	<u>2002</u>	<u>2004</u>	<u>2006</u>	<u>2008</u>	<u>2010</u>	<u>2012</u>	<u>2014</u>	<u>ALL</u>
Yes	1	0	0	0	0	0	0	232	0	0	0	0	0	0	0	232
No	2	0	0	0	0	0	0	63	0	0	0	0	0	0	0	63
Don't know	8	0	0	0	0	0	0	0	0	0	0	0	0	0	0	0
No answer	9	0	0	0	0	0	0	37	0	0	0	0	0	0	0	37
Not applicable (Punch 2 on KNWWHT or Punch 1 on RACE)	IAP	13626	354	7542	353	5907	10334	2485	2765	2812	4510	2023	2044	1974	2538	59267

C. Do you know any of these Whites as a relative?

[VAR: WHTREL]

<u>RESPONSE</u>	<u>PUNCH</u>	<u>YEAR</u>														
		<u>1972-82</u>	<u>1982B</u>	<u>1983-87</u>	<u>1987B</u>	<u>1988-91</u>	<u>1993-98</u>	<u>2000</u>	<u>2002</u>	<u>2004</u>	<u>2006</u>	<u>2008</u>	<u>2010</u>	<u>2012</u>	<u>2014</u>	<u>ALL</u>
Yes	1	0	0	0	0	0	0	130	0	0	0	0	0	0	0	130
No	2	0	0	0	0	0	0	164	0	0	0	0	0	0	0	164
Don't know	8	0	0	0	0	0	0	0	0	0	0	0	0	0	0	0
No answer	9	0	0	0	0	0	0	38	0	0	0	0	0	0	0	38
Not applicable (Punch 2 on KNWWHT or Punch 1 on RACE)	IAP	13626	354	7542	353	5907	10334	2485	2765	2812	4510	2023	2044	1974	2538	59267

IF EMPLOYED (WRKSTAT EQUALS 1, 2 OR 3), ASK WHTWRK. IF NOT EMPLOYED (WRKSTAT EQUALS 4, 5, 6, 7 OR 8), GO TO WHTCLS.

D. Do you know any of these Whites from the place where you work?

[VAR: WHTWRK]

<u>RESPONSE</u>	<u>PUNCH</u>	<u>YEAR</u>														
		<u>1972-82</u>	<u>1982B</u>	<u>1983-87</u>	<u>1987B</u>	<u>1988-91</u>	<u>1993-98</u>	<u>2000</u>	<u>2002</u>	<u>2004</u>	<u>2006</u>	<u>2008</u>	<u>2010</u>	<u>2012</u>	<u>2014</u>	<u>ALL</u>
Yes	1	0	0	0	0	0	0	184	0	0	0	0	0	0	0	184
No	2	0	0	0	0	0	0	17	0	0	0	0	0	0	0	17
Don't know	8	0	0	0	0	0	0	0	0	0	0	0	0	0	0	0
No answer	9	0	0	0	0	0	0	31	0	0	0	0	0	0	0	31
Not applicable (Punch 2 on KNWWHT or Punch 1 on RACE and Punch 4-8 on WRKSTAT)	IAP	13626	354	7542	353	5907	10334	2585	2765	2812	4510	2023	2044	1974	2538	59367

E. Are any of these Whites people that you feel close to?

[VAR: WHTCLS]

<u>RESPONSE</u>	<u>PUNCH</u>	<u>YEAR</u>														
		<u>1972-82</u>	<u>1982B</u>	<u>1983-87</u>	<u>1987B</u>	<u>1988-91</u>	<u>1993-98</u>	<u>2000</u>	<u>2002</u>	<u>2004</u>	<u>2006</u>	<u>2008</u>	<u>2010</u>	<u>2012</u>	<u>2014</u>	<u>ALL</u>
Yes	1	0	0	0	0	0	0	190	0	0	0	0	0	0	0	190
No	2	0	0	0	0	0	0	73	0	0	0	0	0	0	0	73
Don't know	8	0	0	0	0	0	0	9	0	0	0	0	0	0	0	9
No answer	9	0	0	0	0	0	0	60	0	0	0	0	0	0	0	60
Not applicable (Punch 2 on KNWWHT or Punch 1 on RACE)	IAP	13626	354	7542	353	5907	10334	2485	2765	2812	4510	2023	2044	1974	2538	59267

IF KNWBLK IS "YES" (PERSONALLY KNOWS ANY BLACKS), THEN ASK BLKSCHL.

IF KNWBLK IS "NO" (DOESN'T PERSONALLY KNOW ANY BLACKS) OR IF R IS BLACK (RACE EQUALS 2). THEN GO TO ARTSMIN.

764. Now, I'm going to ask some questions about these people you personally know.

A. Do you know any of these Blacks from when you went to school or college?

[VAR: BLKSCHL]

RESPONSE	PUNCH	YEAR														
		<u>1972-82</u>	<u>1982B</u>	<u>1983-87</u>	<u>1987B</u>	<u>1988-91</u>	<u>1993-98</u>	<u>2000</u>	<u>2002</u>	<u>2004</u>	<u>2006</u>	<u>2008</u>	<u>2010</u>	<u>2012</u>	<u>2014</u>	<u>ALL</u>
Yes	1	0	0	0	0	0	0	469	0	0	0	0	0	0	0	469
No	2	0	0	0	0	0	0	524	0	0	0	0	0	0	0	524
Don't know	8	0	0	0	0	0	0	3	0	0	0	0	0	0	0	3
No answer	9	0	0	0	0	0	0	33	0	0	0	0	0	0	0	33
Not applicable (Punch 2 on KNWBLK or Punch 2 on RACE)	IAP	13626	354	7542	353	5907	10334	1788	2765	2812	4510	2023	2044	1974	2538	58570

B. Do you know any of these Blacks from the community where you now live?

[VAR: BLKCOM]

RESPONSE	PUNCH	YEAR														
		<u>1972-82</u>	<u>1982B</u>	<u>1983-87</u>	<u>1987B</u>	<u>1988-91</u>	<u>1993-98</u>	<u>2000</u>	<u>2002</u>	<u>2004</u>	<u>2006</u>	<u>2008</u>	<u>2010</u>	<u>2012</u>	<u>2014</u>	<u>ALL</u>
Yes	1	0	0	0	0	0	0	609	0	0	0	0	0	0	0	609
No	2	0	0	0	0	0	0	385	0	0	0	0	0	0	0	385
Don't know	8	0	0	0	0	0	0	1	0	0	0	0	0	0	0	1
No answer	9	0	0	0	0	0	0	34	0	0	0	0	0	0	0	34
Not applicable (Punch 2 on KNWBLK or Punch 2 on RACE)	IAP	13626	354	7542	353	5907	10334	1788	2765	2812	4510	2023	2044	1974	2538	58570

C. Do you know any of these Blacks as a relative?

[VAR: BLKREL]

<u>RESPONSE</u>	<u>PUNCH</u>	<u>YEAR</u>														
		<u>1972-82</u>	<u>1982B</u>	<u>1983-87</u>	<u>1987B</u>	<u>1988-91</u>	<u>1993-98</u>	<u>2000</u>	<u>2002</u>	<u>2004</u>	<u>2006</u>	<u>2008</u>	<u>2010</u>	<u>2012</u>	<u>2014</u>	<u>ALL</u>
Yes	1	0	0	0	0	0	0	106	0	0	0	0	0	0	0	106
No	2	0	0	0	0	0	0	885	0	0	0	0	0	0	0	885
Don't know	8	0	0	0	0	0	0	3	0	0	0	0	0	0	0	3
No answer	9	0	0	0	0	0	0	35	0	0	0	0	0	0	0	35
Not applicable (Punch 2 on KNWBLK or Punch 2 on RACE)	IAP	13626	354	7542	353	5907	10334	1788	2765	2812	4510	2023	2044	1974	2538	58570

IF EMPLOYED (WRKSTAT EQUALS 1, 2, OR 3), ASK BLKWKRK.

IF NOT EMPLOYED (WRKSTAT EQUALS 4, 5, 6, 7, OR 8), GO TO BLKCLS.

D. Do you know any of these Blacks from the place where you work?

[VAR: BLKWKRK]

<u>RESPONSE</u>	<u>PUNCH</u>	<u>YEAR</u>														
		<u>1972-82</u>	<u>1982B</u>	<u>1983-87</u>	<u>1987B</u>	<u>1988-91</u>	<u>1993-98</u>	<u>2000</u>	<u>2002</u>	<u>2004</u>	<u>2006</u>	<u>2008</u>	<u>2010</u>	<u>2012</u>	<u>2014</u>	<u>ALL</u>
Yes	1	0	0	0	0	0	0	494	0	0	0	0	0	0	0	494
No	2	0	0	0	0	0	0	211	0	0	0	0	0	0	0	211
Don't know	8	0	0	0	0	0	0	1	0	0	0	0	0	0	0	1
No answer	9	0	0	0	0	0	0	29	0	0	0	0	0	0	0	29
Not applicable (Punch 2 on KNOWBLK or Punch 2 on RACE and Punches 4-8 on WRKSTAT)	IAP	13626	354	7542	353	5907	10334	2082	2765	2812	4510	2023	2044	1974	2538	58864

E. Are any of these Blacks people that you feel close to?

[VAR: BLKCLS]

<u>RESPONSE</u>	<u>PUNCH</u>	<u>YEAR</u>														
		<u>1972-82</u>	<u>1982B</u>	<u>1983-87</u>	<u>1987B</u>	<u>1988-91</u>	<u>1993-98</u>	<u>2000</u>	<u>2002</u>	<u>2004</u>	<u>2006</u>	<u>2008</u>	<u>2010</u>	<u>2012</u>	<u>2014</u>	<u>ALL</u>
Yes	1	0	0	0	0	0	0	510	0	0	0	0	0	0	0	510
No	2	0	0	0	0	0	0	413	0	0	0	0	0	0	0	413
Don't know	8	0	0	0	0	0	0	17	0	0	0	0	0	0	0	17
No answer	9	0	0	0	0	0	0	89	0	0	0	0	0	0	0	89
Not applicable (Punch 2 on KNWBK or Punch 2 on RACE)	IAP	13626	354	7542	353	5907	10334	1788	2765	2812	4510	2023	2044	1974	2538	58570

IF KNWJEW IS "YES" (PERSONALLY KNOWS ANY JEWS), THEN ASK JEWSSCHL.

IF KNWJEW IS "NO" (DOESN'T PERSONALLY KNOW ANY JEWS) OR IF R IS JEWISH (RELIG EQUALS 3), THEN GO TO HISPSCHL.

765. Now, I'm going to ask some questions about these people you personally know.

A. Do you know any of these Jews from when you went to school or college?

[VAR: JEWSSCHL]

<u>RESPONSE</u>	<u>PUNCH</u>	<u>YEAR</u>														
		<u>1972-82</u>	<u>1982B</u>	<u>1983-87</u>	<u>1987B</u>	<u>1988-91</u>	<u>1993-98</u>	<u>2000</u>	<u>2002</u>	<u>2004</u>	<u>2006</u>	<u>2008</u>	<u>2010</u>	<u>2012</u>	<u>2014</u>	<u>ALL</u>
Yes	1	0	0	0	0	0	0	331	0	0	0	0	0	0	0	331
No	2	0	0	0	0	0	0	391	0	0	0	0	0	0	0	391
Don't know	8	0	0	0	0	0	0	6	0	0	0	0	0	0	0	6
No answer	9	0	0	0	0	0	0	74	0	0	0	0	0	0	0	74
Not applicable (Punch 2 on KNWJEW or Punch not 3 on RELIG)	IAP	13626	354	7542	353	5907	10334	2015	2765	2812	4510	2023	2044	1974	2538	58797

B. Do you know any of these Jews from the community where you now live?

[VAR: JEWSCOM]

<u>RESPONSE</u>	<u>PUNCH</u>	<u>YEAR</u>														
		<u>1972-82</u>	<u>1982B</u>	<u>1983-87</u>	<u>1987B</u>	<u>1988-91</u>	<u>1993-98</u>	<u>2000</u>	<u>2002</u>	<u>2004</u>	<u>2006</u>	<u>2008</u>	<u>2010</u>	<u>2012</u>	<u>2014</u>	<u>ALL</u>
Yes	1	0	0	0	0	0	0	334	0	0	0	0	0	0	0	334
No	2	0	0	0	0	0	0	381	0	0	0	0	0	0	0	381
Don't know	8	0	0	0	0	0	0	6	0	0	0	0	0	0	0	6
No answer	9	0	0	0	0	0	0	81	0	0	0	0	0	0	0	81
Not applicable (Punch 2 on KNWJEW or Punch not 3 on RELIG)	IAP	13626	354	7542	353	5907	10334	2015	2765	2812	4510	2023	2044	1974	2538	58797

C. Do you know any of these Jews as a relative?

[VAR: JEWSREL]

<u>RESPONSE</u>	<u>PUNCH</u>	<u>YEAR</u>														
		<u>1972-82</u>	<u>1982B</u>	<u>1983-87</u>	<u>1987B</u>	<u>1988-91</u>	<u>1993-98</u>	<u>2000</u>	<u>2002</u>	<u>2004</u>	<u>2006</u>	<u>2008</u>	<u>2010</u>	<u>2012</u>	<u>2014</u>	<u>ALL</u>
Yes	1	0	0	0	0	0	0	117	0	0	0	0	0	0	0	117
No	2	0	0	0	0	0	0	598	0	0	0	0	0	0	0	598
Don't know	8	0	0	0	0	0	0	5	0	0	0	0	0	0	0	5
No answer	9	0	0	0	0	0	0	82	0	0	0	0	0	0	0	82
Not applicable (Punch 2 on KNWJEW or Punch not 3 on RELIG)	IAP	13626	354	7542	353	5907	10334	2015	2765	2812	4510	2023	2044	1974	2538	58797

**IF EMPLOYED (WRKSTAT EQUALS 1, 2, OR 3), ASK JEWSWRK.
IF NOT EMPLOYED (WRKSTAT EQUALS 4, 5, 6, 7, OR 8), GO TO JEWSCLS.**

D. Do you know any of these Jews from the place where you work?

[VAR: JEWSWRK]

<u>RESPONSE</u>	<u>PUNCH</u>	<u>YEAR</u>														
		<u>1972-82</u>	<u>1982B</u>	<u>1983-87</u>	<u>1987B</u>	<u>1988-91</u>	<u>1993-98</u>	<u>2000</u>	<u>2002</u>	<u>2004</u>	<u>2006</u>	<u>2008</u>	<u>2010</u>	<u>2012</u>	<u>2014</u>	<u>ALL</u>
Yes	1	0	0	0	0	0	0	253	0	0	0	0	0	0	0	253
No	2	0	0	0	0	0	0	227	0	0	0	0	0	0	0	227
Don't know	8	0	0	0	0	0	0	15	0	0	0	0	0	0	0	15
No answer	9	0	0	0	0	0	0	61	0	0	0	0	0	0	0	61
Not applicable (Punch 2 on KNWJEW or Punch not 3 on RELIG and Punches 4-8 on WRKSTAT)	IAP	13626	354	7542	353	5907	10334	2261	2765	2812	4510	2023	2044	1974	2538	59043

E. Are any of these Jews people that you feel close to?

[VAR: JEWSCLS]

<u>RESPONSE</u>	<u>PUNCH</u>	<u>YEAR</u>														
		<u>1972-82</u>	<u>1982B</u>	<u>1983-87</u>	<u>1987B</u>	<u>1988-91</u>	<u>1993-98</u>	<u>2000</u>	<u>2002</u>	<u>2004</u>	<u>2006</u>	<u>2008</u>	<u>2010</u>	<u>2012</u>	<u>2014</u>	<u>ALL</u>
Yes	1	0	0	0	0	0	0	330	0	0	0	0	0	0	0	330
No	2	0	0	0	0	0	0	330	0	0	0	0	0	0	0	330
Don't know	8	0	0	0	0	0	0	19	0	0	0	0	0	0	0	19
No answer	9	0	0	0	0	0	0	123	0	0	0	0	0	0	0	123
Not applicable (Punch 2 on KNWJEW or Punch not 3 on RELIG)	IAP	13626	354	7542	353	5907	10334	2015	2765	2812	4510	2023	2044	1974	2538	58797

IF KNWHISP IS "YES" (PERSONALLY KNOWS ANY HISPANICS), THEN ASK HISPSCHL.

IF KNWHISP IS "NO" (DOESN'T PERSONALLY KNOW ANY HISPANICS) OR IF R IS HISPANIC (RACE), THEN GO TO ASNSCHL

766. Now, I'm going to ask some questions about these people you personally know.

A. Do you know any of these Hispanics from when you went to school or college?

[VAR: HISPSCHL]

RESPONSE	PUNCH	YEAR														
		<u>1972-82</u>	<u>1982B</u>	<u>1983-87</u>	<u>1987B</u>	<u>1988-91</u>	<u>1993-98</u>	<u>2000</u>	<u>2002</u>	<u>2004</u>	<u>2006</u>	<u>2008</u>	<u>2010</u>	<u>2012</u>	<u>2014</u>	<u>ALL</u>
Yes	1	0	0	0	0	0	0	369	0	0	0	0	0	0	0	369
No	2	0	0	0	0	0	0	501	0	0	0	0	0	0	0	501
Don't know	8	0	0	0	0	0	0	3	0	0	0	0	0	0	0	3
No answer	9	0	0	0	0	0	0	66	0	0	0	0	0	0	0	66
Not applicable (Punch 2 on KNWHISP or Punch 1 on HISP1)	IAP	13626	354	7542	353	5907	10334	1878	2765	2812	4510	2023	2044	1974	2538	58660

B. Do you know any of these Hispanics from the community where you now live?

[VAR: HISPCOM]

RESPONSE	PUNCH	YEAR														
		<u>1972-82</u>	<u>1982B</u>	<u>1983-87</u>	<u>1987B</u>	<u>1988-91</u>	<u>1993-98</u>	<u>2000</u>	<u>2002</u>	<u>2004</u>	<u>2006</u>	<u>2008</u>	<u>2010</u>	<u>2012</u>	<u>2014</u>	<u>ALL</u>
Yes	1	0	0	0	0	0	0	503	0	0	0	0	0	0	0	503
No	2	0	0	0	0	0	0	367	0	0	0	0	0	0	0	367
Don't know	8	0	0	0	0	0	0	1	0	0	0	0	0	0	0	1
No answer	9	0	0	0	0	0	0	68	0	0	0	0	0	0	0	68
Not applicable (Punch 2 on KNWHISP or Punch 1 on HISP1)	IAP	13626	354	7542	353	5907	10334	1878	2765	2812	4510	2023	2044	1974	2538	58660

C. Do you know any of these Hispanics as a relative?

[VAR: HISPREL]

<u>RESPONSE</u>	<u>PUNCH</u>	<u>YEAR</u>														
		<u>1972-82</u>	<u>1982B</u>	<u>1983-87</u>	<u>1987B</u>	<u>1988-91</u>	<u>1993-98</u>	<u>2000</u>	<u>2002</u>	<u>2004</u>	<u>2006</u>	<u>2008</u>	<u>2010</u>	<u>2012</u>	<u>2014</u>	<u>ALL</u>
Yes	1	0	0	0	0	0	0	142	0	0	0	0	0	0	0	142
No	2	0	0	0	0	0	0	725	0	0	0	0	0	0	0	725
Don't know	8	0	0	0	0	0	0	3	0	0	0	0	0	0	0	3
No answer	9	0	0	0	0	0	0	69	0	0	0	0	0	0	0	69
Not applicable (Punch 2 on KNWHISP or Punch 1 on HISP1)	IAP	13626	354	7542	353	5907	10334	1878	2765	2812	4510	2023	2044	1974	2538	58660

IF EMPLOYED (WRKSTAT EQUALS 1, 2, OR 3), ASK HISPWRK.

IF NOT EMPLOYED (WRKSTAT EQUALS 4, 5, 6, 7, OR 8), GO TO HISPCLS.

D. Do you know any of these Hispanics from the place where you work?

[VAR: HISPWRK]

<u>RESPONSE</u>	<u>PUNCH</u>	<u>YEAR</u>														
		<u>1972-82</u>	<u>1982B</u>	<u>1983-87</u>	<u>1987B</u>	<u>1988-91</u>	<u>1993-98</u>	<u>2000</u>	<u>2002</u>	<u>2004</u>	<u>2006</u>	<u>2008</u>	<u>2010</u>	<u>2012</u>	<u>2014</u>	<u>ALL</u>
Yes	1	0	0	0	0	0	0	420	0	0	0	0	0	0	0	420
No	2	0	0	0	0	0	0	206	0	0	0	0	0	0	0	206
Don't know	8	0	0	0	0	0	0	1	0	0	0	0	0	0	0	1
No answer	9	0	0	0	0	0	0	48	0	0	0	0	0	0	0	48
Not applicable (Punch 2 on KNWHISP or Punch 1 on HISP1 and Punches 4-8 on WRKSTAT)	IAP	13626	354	7542	353	5907	10334	2142	2765	2812	4510	2023	2044	1974	2538	58924

E. Are any of these Hispanics people that you feel close to?

[VAR: HISPCLS]

<u>RESPONSE</u>	<u>PUNCH</u>	<u>YEAR</u>														
		<u>1972-82</u>	<u>1982B</u>	<u>1983-87</u>	<u>1987B</u>	<u>1988-91</u>	<u>1993-98</u>	<u>2000</u>	<u>2002</u>	<u>2004</u>	<u>2006</u>	<u>2008</u>	<u>2010</u>	<u>2012</u>	<u>2014</u>	<u>ALL</u>
Yes	1	0	0	0	0	0	0	401	0	0	0	0	0	0	0	401
No	2	0	0	0	0	0	0	408	0	0	0	0	0	0	0	408
Don't know	8	0	0	0	0	0	0	10	0	0	0	0	0	0	0	10
No answer	9	0	0	0	0	0	0	120	0	0	0	0	0	0	0	120
Not applicable (Punch 2 on KNWHISP or Punch 1 on HISP1)	IAP	13626	354	7542	353	5907	10334	1878	2765	2812	4510	2023	2044	1974	2538	58660

**IF KNWASN IS "YES" (PERSONALLY KNOWS ANY ASIANS), THEN ASK ASNSCHL.
IF KNWASN IS "NO" (DOESN'T PERSONALLY KNOW ANY ASIANS) OR R IS ASIAN (RACE),
THEN GO TO MOSTCOM.**

767. Now, I'm going to ask some questions about these people you personally know.

A. Do you know any of these Asians from when you went to school or college?

[VAR: ASNSCHL]

<u>RESPONSE</u>	<u>PUNCH</u>	<u>YEAR</u>														
		<u>1972-82</u>	<u>1982B</u>	<u>1983-87</u>	<u>1987B</u>	<u>1988-91</u>	<u>1993-98</u>	<u>2000</u>	<u>2002</u>	<u>2004</u>	<u>2006</u>	<u>2008</u>	<u>2010</u>	<u>2012</u>	<u>2014</u>	<u>ALL</u>
Yes	1	0	0	0	0	0	0	293	0	0	0	0	0	0	0	293
No	2	0	0	0	0	0	0	475	0	0	0	0	0	0	0	475
Don't know	8	0	0	0	0	0	0	3	0	0	0	0	0	0	0	3
No answer	9	0	0	0	0	0	0	29	0	0	0	0	0	0	0	29
Not applicable	IAP	13626	354	7542	353	5907	10334	2017	2765	2812	4510	2023	2044	1974	2538	58799

B. Do you know any of these Asians from the community where you now live?

[VAR: ASNCOM]

<u>RESPONSE</u>	<u>PUNCH</u>	<u>YEAR</u>														
		<u>1972-82</u>	<u>1982B</u>	<u>1983-87</u>	<u>1987B</u>	<u>1988-91</u>	<u>1993-98</u>	<u>2000</u>	<u>2002</u>	<u>2004</u>	<u>2006</u>	<u>2008</u>	<u>2010</u>	<u>2012</u>	<u>2014</u>	<u>ALL</u>
Yes	1	0	0	0	0	0	0	376	0	0	0	0	0	0	0	376
No	2	0	0	0	0	0	0	391	0	0	0	0	0	0	0	391
Don't know	8	0	0	0	0	0	0	2	0	0	0	0	0	0	0	2
No answer	9	0	0	0	0	0	0	31	0	0	0	0	0	0	0	31
Not applicable	IAP	13626	354	7542	353	5907	10334	2017	2765	2812	4510	2023	2044	1974	2538	58799

C. Do you know any of these Asians as a relative?

[VAR: ASNREL]

<u>RESPONSE</u>	<u>PUNCH</u>	<u>YEAR</u>														
		<u>1972-82</u>	<u>1982B</u>	<u>1983-87</u>	<u>1987B</u>	<u>1988-91</u>	<u>1993-98</u>	<u>2000</u>	<u>2002</u>	<u>2004</u>	<u>2006</u>	<u>2008</u>	<u>2010</u>	<u>2012</u>	<u>2014</u>	<u>ALL</u>
Yes	1	0	0	0	0	0	0	81	0	0	0	0	0	0	0	81
No	2	0	0	0	0	0	0	686	0	0	0	0	0	0	0	686
Don't know	8	0	0	0	0	0	0	2	0	0	0	0	0	0	0	2
No answer	9	0	0	0	0	0	0	31	0	0	0	0	0	0	0	31
Not applicable	IAP	13626	354	7542	353	5907	10334	2017	2765	2812	4510	2023	2044	1974	2538	58799

IF EMPLOYED (WRKSTAT EQUALS 1, 2, OR 3) ASK ASNWRK.

IF NOT EMPLOYED (WRKSTAT EQUALS 4, 5, 6, 7, OR 8), GO TO ASNCLS.

D. Do you know any of these Asians from the place where you work?

[VAR: ASNWRK]

<u>RESPONSE</u>	<u>PUNCH</u>	<u>YEAR</u>														
		<u>1972-82</u>	<u>1982B</u>	<u>1983-87</u>	<u>1987B</u>	<u>1988-91</u>	<u>1993-98</u>	<u>2000</u>	<u>2002</u>	<u>2004</u>	<u>2006</u>	<u>2008</u>	<u>2010</u>	<u>2012</u>	<u>2014</u>	<u>ALL</u>
Yes	1	0	0	0	0	0	0	323	0	0	0	0	0	0	0	323
No	2	0	0	0	0	0	0	250	0	0	0	0	0	0	0	250
Don't know	8	0	0	0	0	0	0	2	0	0	0	0	0	0	0	2
No answer	9	0	0	0	0	0	0	20	0	0	0	0	0	0	0	20
Not applicable	IAP	13626	354	7542	353	5907	10334	2222	2765	2812	4510	2023	2044	1974	2538	59004

Punches 4-8 on WRKSTAT)

E. Are any of these Asians people that you feel close to?

[VAR: ASNCLS]

<u>RESPONSE</u>	<u>PUNCH</u>	<u>YEAR</u>														
		<u>1972-82</u>	<u>1982B</u>	<u>1983-87</u>	<u>1987B</u>	<u>1988-91</u>	<u>1993-98</u>	<u>2000</u>	<u>2002</u>	<u>2004</u>	<u>2006</u>	<u>2008</u>	<u>2010</u>	<u>2012</u>	<u>2014</u>	<u>ALL</u>
Yes	1	0	0	0	0	0	0	315	0	0	0	0	0	0	0	315
No	2	0	0	0	0	0	0	410	0	0	0	0	0	0	0	410
Don't know	8	0	0	0	0	0	0	9	0	0	0	0	0	0	0	9
No answer	9	0	0	0	0	0	0	66	0	0	0	0	0	0	0	66
Not applicable	IAP	13626	354	7542	353	5907	10334	2017	2765	2812	4510	2023	2044	1974	2538	58799

768. Of these groups—whites, blacks, Jews, Hispanics and Latin Americans, Asian Americans, if you had to say, which one (other than your own) do you feel you have the most in common with?

[VAR: MOSTCOM]

<u>RESPONSE</u>	<u>PUNCH</u>	<u>YEAR</u>														
		<u>1972-82</u>	<u>1982B</u>	<u>1983-87</u>	<u>1987B</u>	<u>1988-91</u>	<u>1993-98</u>	<u>2000</u>	<u>2002</u>	<u>2004</u>	<u>2006</u>	<u>2008</u>	<u>2010</u>	<u>2012</u>	<u>2014</u>	<u>ALL</u>
Whites	1	0	0	0	0	0	0	286	0	0	0	0	0	0	0	286
Blacks/African Americans	2	0	0	0	0	0	0	213	0	0	0	0	0	0	0	213
Jews	3	0	0	0	0	0	0	180	0	0	0	0	0	0	0	180
Hispanics	4	0	0	0	0	0	0	197	0	0	0	0	0	0	0	197
Asians	5	0	0	0	0	0	0	99	0	0	0	0	0	0	0	99
Equal in common to all	6	0	0	0	0	0	0	221	0	0	0	0	0	0	0	221
Nothing in common with any	7	0	0	0	0	0	0	97	0	0	0	0	0	0	0	97
Don't know	8	0	0	0	0	0	0	75	0	0	0	0	0	0	0	75
No answer	9	0	0	0	0	0	0	30	0	0	0	0	0	0	0	30
Not applicable	IAP	13626	354	7542	353	5907	10334	1419	2765	2812	4510	2023	2044	1974	2538	58201

769. Of these groups—whites, blacks, Jews, Hispanics and Latin Americans, Asian Americans, if you had to say, which one (other than your own) do you feel you have the least in common with?

[VAR: LEASTCOM]

RESPONSE	PUNCH	YEAR														
		1972-82	1982B	1983-87	1987B	1988-91	1993-98	2000	2002	2004	2006	2008	2010	2012	2014	ALL
Whites	1	0	0	0	0	0	0	35	0	0	0	0	0	0	0	35
Blacks/African Americans	2	0	0	0	0	0	0	210	0	0	0	0	0	0	0	210
Jews	3	0	0	0	0	0	0	174	0	0	0	0	0	0	0	174
Hispanics	4	0	0	0	0	0	0	173	0	0	0	0	0	0	0	173
Asians	5	0	0	0	0	0	0	426	0	0	0	0	0	0	0	426
Equal in common to all	6	0	0	0	0	0	0	164	0	0	0	0	0	0	0	164
Nothing in common with any	7	0	0	0	0	0	0	71	0	0	0	0	0	0	0	71
Don't know	8	0	0	0	0	0	0	107	0	0	0	0	0	0	0	107
No answer	9	0	0	0	0	0	0	38	0	0	0	0	0	0	0	38
Not applicable	IAP	13626	354	7542	353	5907	10334	1419	2765	2812	4510	2023	2044	1974	2538	58201

770. Now I'd like you to imagine a neighborhood that had an ethnic and racial mix you personally would feel most comfortable in. Here is a blank neighborhood card, which depicts some houses that surround your own. Using the letters A for Asian, B for Black, H for Hispanic or Latin American and W for White, please put a letter in each of these houses to represent your preferred neighborhood where you would most like to live. Please be sure to fill in all of the houses.

HAND

[VAR: NEIETH1]

RESPONSE	PUNCH	YEAR														
		1972-82	1982B	1983-87	1987B	1988-91	1993-98	2000	2002	2004	2006	2008	2010	2012	2014	ALL
A	1	0	0	0	0	0	0	266	0	0	0	0	0	0	0	266
B	2	0	0	0	0	0	0	231	0	0	0	0	0	0	0	231
H	3	0	0	0	0	0	0	151	0	0	0	0	0	0	0	151
W	4	0	0	0	0	0	0	510	0	0	0	0	0	0	0	510
Doesn't matter, Doesn't care, Race not important	5	0	0	0	0	0	0	47	0	0	0	0	0	0	0	47
Rural, No neighbors	6	0	0	0	0	0	0	5	0	0	0	0	0	0	0	5
Mixed race, Two or more races in one house	7	0	0	0	0	0	0	5	0	0	0	0	0	0	0	5
Don't know	8	0	0	0	0	0	0	2	0	0	0	0	0	0	0	2
No answer	9	0	0	0	0	0	0	181	0	0	0	0	0	0	0	181
Not applicable	IAP	13626	354	7542	353	5907	10334	1419	2765	2812	4510	2023	2044	1974	2538	58201

[VAR: NEIETH2]

<u>RESPONSE</u>	<u>PUNCH</u>	<u>YEAR</u>														
		<u>1972-82</u>	<u>1982B</u>	<u>1983-87</u>	<u>1987B</u>	<u>1988-91</u>	<u>1993-98</u>	<u>2000</u>	<u>2002</u>	<u>2004</u>	<u>2006</u>	<u>2008</u>	<u>2010</u>	<u>2012</u>	<u>2014</u>	<u>ALL</u>
A	1	0	0	0	0	0	0	128	0	0	0	0	0	0	0	128
B	2	0	0	0	0	0	0	266	0	0	0	0	0	0	0	266
H	3	0	0	0	0	0	0	150	0	0	0	0	0	0	0	150
W	4	0	0	0	0	0	0	629	0	0	0	0	0	0	0	629
Doesn't matter, Doesn't care, Race not important	5	0	0	0	0	0	0	47	0	0	0	0	0	0	0	47
Rural, No neighbors	6	0	0	0	0	0	0	5	0	0	0	0	0	0	0	5
Mixed race, Two or more races in one house	7	0	0	0	0	0	0	5	0	0	0	0	0	0	0	5
Don't know	8	0	0	0	0	0	0	2	0	0	0	0	0	0	0	2
No answer	9	0	0	0	0	0	0	166	0	0	0	0	0	0	0	166
Not applicable	IAP	13626	354	7542	353	5907	10334	1419	2765	2812	4510	2023	2044	1974	2538	58201

[VAR: NEIETH3]

<u>RESPONSE</u>	<u>PUNCH</u>	<u>YEAR</u>														
		<u>1972-82</u>	<u>1982B</u>	<u>1983-87</u>	<u>1987B</u>	<u>1988-91</u>	<u>1993-98</u>	<u>2000</u>	<u>2002</u>	<u>2004</u>	<u>2006</u>	<u>2008</u>	<u>2010</u>	<u>2012</u>	<u>2014</u>	<u>ALL</u>
A	1	0	0	0	0	0	0	115	0	0	0	0	0	0	0	115
B	2	0	0	0	0	0	0	191	0	0	0	0	0	0	0	191
H	3	0	0	0	0	0	0	171	0	0	0	0	0	0	0	171
W	4	0	0	0	0	0	0	699	0	0	0	0	0	0	0	699
Doesn't matter, Doesn't care, Race not important	5	0	0	0	0	0	0	47	0	0	0	0	0	0	0	47
Rural, No neighbors	6	0	0	0	0	0	0	5	0	0	0	0	0	0	0	5
Mixed race, Two or more races in one house	7	0	0	0	0	0	0	7	0	0	0	0	0	0	0	7
Don't know	8	0	0	0	0	0	0	2	0	0	0	0	0	0	0	2
No answer	9	0	0	0	0	0	0	161	0	0	0	0	0	0	0	161
Not applicable	IAP	13626	354	7542	353	5907	10334	1419	2765	2812	4510	2023	2044	1974	2538	58201

[VAR: NEIETH4]

<u>RESPONSE</u>	<u>PUNCH</u>	<u>YEAR</u>														
		<u>1972-82</u>	<u>1982B</u>	<u>1983-87</u>	<u>1987B</u>	<u>1988-91</u>	<u>1993-98</u>	<u>2000</u>	<u>2002</u>	<u>2004</u>	<u>2006</u>	<u>2008</u>	<u>2010</u>	<u>2012</u>	<u>2014</u>	<u>ALL</u>
A	1	0	0	0	0	0	0	109	0	0	0	0	0	0	0	109
B	2	0	0	0	0	0	0	222	0	0	0	0	0	0	0	222
H	3	0	0	0	0	0	0	173	0	0	0	0	0	0	0	173
W	4	0	0	0	0	0	0	667	0	0	0	0	0	0	0	667
Doesn't matter, Doesn't care, Race not important	5	0	0	0	0	0	0	47	0	0	0	0	0	0	0	47
Rural, No neighbors	6	0	0	0	0	0	0	5	0	0	0	0	0	0	0	5
Mixed race, Two or more races in one house	7	0	0	0	0	0	0	7	0	0	0	0	0	0	0	7
Don't know	8	0	0	0	0	0	0	2	0	0	0	0	0	0	0	2
No answer	9	0	0	0	0	0	0	166	0	0	0	0	0	0	0	166
Not applicable	IAP	13626	354	7542	353	5907	10334	1419	2765	2812	4510	2023	2044	1974	2538	58201

[VAR: NEIETH5]

<u>RESPONSE</u>	<u>PUNCH</u>	<u>YEAR</u>														
		<u>1972-82</u>	<u>1982B</u>	<u>1983-87</u>	<u>1987B</u>	<u>1988-91</u>	<u>1993-98</u>	<u>2000</u>	<u>2002</u>	<u>2004</u>	<u>2006</u>	<u>2008</u>	<u>2010</u>	<u>2012</u>	<u>2014</u>	<u>ALL</u>
A	1	0	0	0	0	0	0	196	0	0	0	0	0	0	0	196
B	2	0	0	0	0	0	0	224	0	0	0	0	0	0	0	224
H	3	0	0	0	0	0	0	165	0	0	0	0	0	0	0	165
W	4	0	0	0	0	0	0	574	0	0	0	0	0	0	0	574
Doesn't matter, Doesn't care, Race not important	5	0	0	0	0	0	0	47	0	0	0	0	0	0	0	47
Rural, No neighbors	6	0	0	0	0	0	0	5	0	0	0	0	0	0	0	5
Mixed race, Two or more races in one house	7	0	0	0	0	0	0	5	0	0	0	0	0	0	0	5
Don't know	8	0	0	0	0	0	0	2	0	0	0	0	0	0	0	2
No answer	9	0	0	0	0	0	0	180	0	0	0	0	0	0	0	180
Not applicable	IAP	13626	354	7542	353	5907	10334	1419	2765	2812	4510	2023	2044	1974	2538	58201

[VAR: NEIETH6]

<u>RESPONSE</u>	<u>PUNCH</u>	<u>YEAR</u>														
		<u>1972-82</u>	<u>1982B</u>	<u>1983-87</u>	<u>1987B</u>	<u>1988-91</u>	<u>1993-98</u>	<u>2000</u>	<u>2002</u>	<u>2004</u>	<u>2006</u>	<u>2008</u>	<u>2010</u>	<u>2012</u>	<u>2014</u>	<u>ALL</u>
A	1	0	0	0	0	0	0	180	0	0	0	0	0	0	0	180
B	2	0	0	0	0	0	0	298	0	0	0	0	0	0	0	298
H	3	0	0	0	0	0	0	161	0	0	0	0	0	0	0	161
W	4	0	0	0	0	0	0	514	0	0	0	0	0	0	0	514
Doesn't matter, Doesn't care, Race not important	5	0	0	0	0	0	0	47	0	0	0	0	0	0	0	47
Rural, No neighbors	6	0	0	0	0	0	0	5	0	0	0	0	0	0	0	5
Mixed race, Two or more races in one house	7	0	0	0	0	0	0	7	0	0	0	0	0	0	0	7
Don't know	8	0	0	0	0	0	0	3	0	0	0	0	0	0	0	3
No answer	9	0	0	0	0	0	0	183	0	0	0	0	0	0	0	183
Not applicable	IAP	13626	354	7542	353	5907	10334	1419	2765	2812	4510	2023	2044	1974	2538	58201

[VAR: NEIETH7]

<u>RESPONSE</u>	<u>PUNCH</u>	<u>YEAR</u>														
		<u>1972-82</u>	<u>1982B</u>	<u>1983-87</u>	<u>1987B</u>	<u>1988-91</u>	<u>1993-98</u>	<u>2000</u>	<u>2002</u>	<u>2004</u>	<u>2006</u>	<u>2008</u>	<u>2010</u>	<u>2012</u>	<u>2014</u>	<u>ALL</u>
A	1	0	0	0	0	0	0	149	0	0	0	0	0	0	0	149
B	2	0	0	0	0	0	0	226	0	0	0	0	0	0	0	226
H	3	0	0	0	0	0	0	174	0	0	0	0	0	0	0	174
W	4	0	0	0	0	0	0	628	0	0	0	0	0	0	0	628
Doesn't matter, Doesn't care, Race not important	5	0	0	0	0	0	0	47	0	0	0	0	0	0	0	47
Rural, No neighbors	6	0	0	0	0	0	0	5	0	0	0	0	0	0	0	5
Mixed race, Two or more races in one house	7	0	0	0	0	0	0	6	0	0	0	0	0	0	0	6
Don't know	8	0	0	0	0	0	0	2	0	0	0	0	0	0	0	2
No answer	9	0	0	0	0	0	0	161	0	0	0	0	0	0	0	161
Not applicable	IAP	13626	354	7542	353	5907	10334	1419	2765	2812	4510	2023	2044	1974	2538	58201

[VAR: NEIETH8]

<u>RESPONSE</u>	<u>PUNCH</u>	<u>YEAR</u>														
		<u>1972-82</u>	<u>1982B</u>	<u>1983-87</u>	<u>1987B</u>	<u>1988-91</u>	<u>1993-98</u>	<u>2000</u>	<u>2002</u>	<u>2004</u>	<u>2006</u>	<u>2008</u>	<u>2010</u>	<u>2012</u>	<u>2014</u>	<u>ALL</u>
A	1	0	0	0	0	0	0	102	0	0	0	0	0	0	0	102
B	2	0	0	0	0	0	0	214	0	0	0	0	0	0	0	214
H	3	0	0	0	0	0	0	163	0	0	0	0	0	0	0	163
W	4	0	0	0	0	0	0	698	0	0	0	0	0	0	0	698
Doesn't matter, Doesn't care, Race not important	5	0	0	0	0	0	0	47	0	0	0	0	0	0	0	47
Rural, No neighbors	6	0	0	0	0	0	0	5	0	0	0	0	0	0	0	5
Mixed race, Two or more races in one house	7	0	0	0	0	0	0	6	0	0	0	0	0	0	0	6
Don't know	8	0	0	0	0	0	0	2	0	0	0	0	0	0	0	2
No answer	9	0	0	0	0	0	0	161	0	0	0	0	0	0	0	161
Not applicable	IAP	13626	354	7542	353	5907	10334	1419	2765	2812	4510	2023	2044	1974	2538	58201

[VAR: NEIETH9]

<u>RESPONSE</u>	<u>PUNCH</u>	<u>YEAR</u>														
		<u>1972-82</u>	<u>1982B</u>	<u>1983-87</u>	<u>1987B</u>	<u>1988-91</u>	<u>1993-98</u>	<u>2000</u>	<u>2002</u>	<u>2004</u>	<u>2006</u>	<u>2008</u>	<u>2010</u>	<u>2012</u>	<u>2014</u>	<u>ALL</u>
A	1	0	0	0	0	0	0	162	0	0	0	0	0	0	0	162
B	2	0	0	0	0	0	0	260	0	0	0	0	0	0	0	260
H	3	0	0	0	0	0	0	184	0	0	0	0	0	0	0	184
W	4	0	0	0	0	0	0	549	0	0	0	0	0	0	0	549
Doesn't matter, Doesn't care, Race not important	5	0	0	0	0	0	0	47	0	0	0	0	0	0	0	47
Rural, No neighbors	6	0	0	0	0	0	0	5	0	0	0	0	0	0	0	5
Mixed race, Two or more races in one house	7	0	0	0	0	0	0	6	0	0	0	0	0	0	0	6
Don't know	8	0	0	0	0	0	0	2	0	0	0	0	0	0	0	2
No answer	9	0	0	0	0	0	0	183	0	0	0	0	0	0	0	183
Not applicable	IAP	13626	354	7542	353	5907	10334	1419	2765	2812	4510	2023	2044	1974	2538	58201

[VAR: NEIETH10]

<u>RESPONSE</u>	<u>PUNCH</u>	<u>YEAR</u>														
		<u>1972-82</u>	<u>1982B</u>	<u>1983-87</u>	<u>1987B</u>	<u>1988-91</u>	<u>1993-98</u>	<u>2000</u>	<u>2002</u>	<u>2004</u>	<u>2006</u>	<u>2008</u>	<u>2010</u>	<u>2012</u>	<u>2014</u>	<u>ALL</u>
A	1	0	0	0	0	0	0	235	0	0	0	0	0	0	0	235
B	2	0	0	0	0	0	0	261	0	0	0	0	0	0	0	261
H	3	0	0	0	0	0	0	173	0	0	0	0	0	0	0	173
W	4	0	0	0	0	0	0	488	0	0	0	0	0	0	0	488
Doesn't matter, Doesn't care, Race not important	5	0	0	0	0	0	0	47	0	0	0	0	0	0	0	47
Rural, No neighbors	6	0	0	0	0	0	0	5	0	0	0	0	0	0	0	5
Mixed race, Two or more races in one house	7	0	0	0	0	0	0	6	0	0	0	0	0	0	0	6
Don't know	8	0	0	0	0	0	0	3	0	0	0	0	0	0	0	3
No answer	9	0	0	0	0	0	0	180	0	0	0	0	0	0	0	180
Not applicable	IAP	13626	354	7542	353	5907	10334	1419	2765	2812	4510	2023	2044	1974	2538	58201

[VAR: NEIETH11]

<u>RESPONSE</u>	<u>PUNCH</u>	<u>YEAR</u>														
		<u>1972-82</u>	<u>1982B</u>	<u>1983-87</u>	<u>1987B</u>	<u>1988-91</u>	<u>1993-98</u>	<u>2000</u>	<u>2002</u>	<u>2004</u>	<u>2006</u>	<u>2008</u>	<u>2010</u>	<u>2012</u>	<u>2014</u>	<u>ALL</u>
A	1	0	0	0	0	0	0	134	0	0	0	0	0	0	0	134
B	2	0	0	0	0	0	0	275	0	0	0	0	0	0	0	275
H	3	0	0	0	0	0	0	195	0	0	0	0	0	0	0	195
W	4	0	0	0	0	0	0	574	0	0	0	0	0	0	0	574
Doesn't matter, Doesn't care, Race not important	5	0	0	0	0	0	0	47	0	0	0	0	0	0	0	47
Rural, No neighbors	6	0	0	0	0	0	0	5	0	0	0	0	0	0	0	5
Mixed race, Two or more races in one house	7	0	0	0	0	0	0	5	0	0	0	0	0	0	0	5
Don't know	8	0	0	0	0	0	0	2	0	0	0	0	0	0	0	2
No answer	9	0	0	0	0	0	0	161	0	0	0	0	0	0	0	161
Not applicable	IAP	13626	354	7542	353	5907	10334	1419	2765	2812	4510	2023	2044	1974	2538	58201

[VAR: NEIETH12]

<u>RESPONSE</u>	<u>PUNCH</u>	<u>YEAR</u>														
		<u>1972-82</u>	<u>1982B</u>	<u>1983-87</u>	<u>1987B</u>	<u>1988-91</u>	<u>1993-98</u>	<u>2000</u>	<u>2002</u>	<u>2004</u>	<u>2006</u>	<u>2008</u>	<u>2010</u>	<u>2012</u>	<u>2014</u>	<u>ALL</u>
A	1	0	0	0	0	0	0	112	0	0	0	0	0	0	0	112
B	2	0	0	0	0	0	0	211	0	0	0	0	0	0	0	211
H	3	0	0	0	0	0	0	158	0	0	0	0	0	0	0	158
W	4	0	0	0	0	0	0	691	0	0	0	0	0	0	0	691
Doesn't matter, Doesn't care, Race not important	5	0	0	0	0	0	0	47	0	0	0	0	0	0	0	47
Rural, No neighbors	6	0	0	0	0	0	0	5	0	0	0	0	0	0	0	5
Mixed race, Two or more races in one house	7	0	0	0	0	0	0	8	0	0	0	0	0	0	0	8
Don't know	8	0	0	0	0	0	0	2	0	0	0	0	0	0	0	2
No answer	9	0	0	0	0	0	0	164	0	0	0	0	0	0	0	164
Not applicable	IAP	13626	354	7542	353	5907	10334	1419	2765	2812	4510	2023	2044	1974	2538	58201

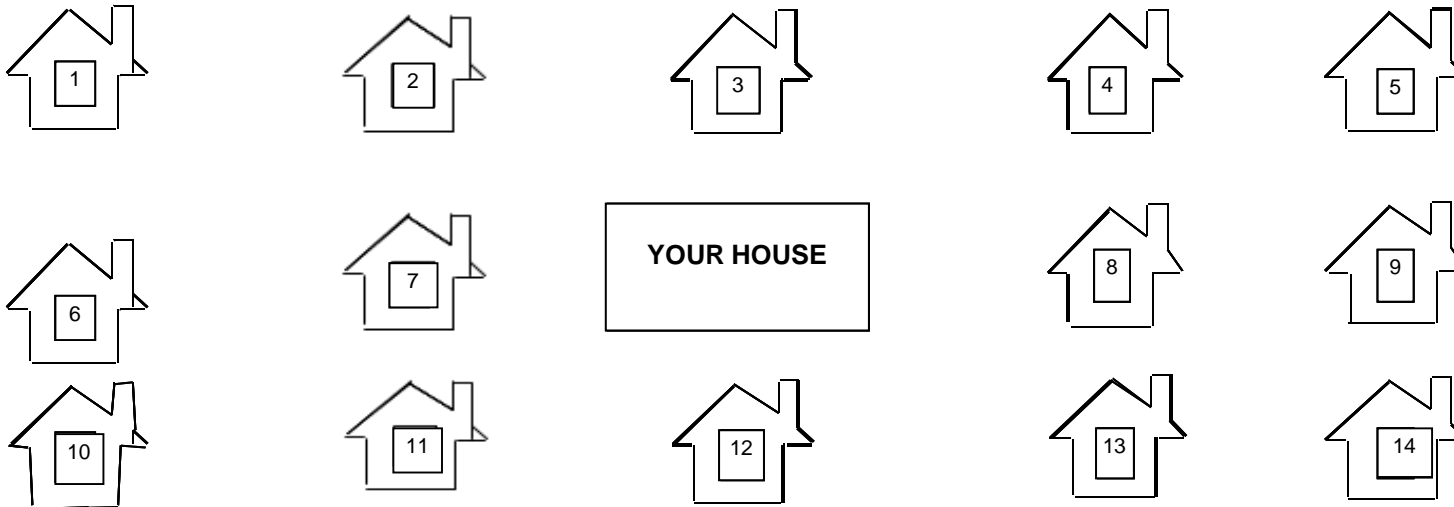
[VAR: NEIETH13]

<u>RESPONSE</u>	<u>PUNCH</u>	<u>YEAR</u>														
		<u>1972-82</u>	<u>1982B</u>	<u>1983-87</u>	<u>1987B</u>	<u>1988-91</u>	<u>1993-98</u>	<u>2000</u>	<u>2002</u>	<u>2004</u>	<u>2006</u>	<u>2008</u>	<u>2010</u>	<u>2012</u>	<u>2014</u>	<u>ALL</u>
A	1	0	0	0	0	0	0	167	0	0	0	0	0	0	0	167
B	2	0	0	0	0	0	0	195	0	0	0	0	0	0	0	195
H	3	0	0	0	0	0	0	203	0	0	0	0	0	0	0	203
W	4	0	0	0	0	0	0	608	0	0	0	0	0	0	0	608
Doesn't matter, Doesn't care, Race not important	5	0	0	0	0	0	0	47	0	0	0	0	0	0	0	47
Rural, No neighbors	6	0	0	0	0	0	0	5	0	0	0	0	0	0	0	5
Mixed race, Two or more races in one house	7	0	0	0	0	0	0	6	0	0	0	0	0	0	0	6
Don't know	8	0	0	0	0	0	0	2	0	0	0	0	0	0	0	2
No answer	9	0	0	0	0	0	0	165	0	0	0	0	0	0	0	165
Not applicable	IAP	13626	354	7542	353	5907	10334	1419	2765	2812	4510	2023	2044	1974	2538	58201

[VAR: NEIETH14]

<u>RESPONSE</u>	<u>PUNCH</u>	<u>YEAR</u>														
		<u>1972-82</u>	<u>1982B</u>	<u>1983-87</u>	<u>1987B</u>	<u>1988-91</u>	<u>1993-98</u>	<u>2000</u>	<u>2002</u>	<u>2004</u>	<u>2006</u>	<u>2008</u>	<u>2010</u>	<u>2012</u>	<u>2014</u>	<u>ALL</u>
A	1	0	0	0	0	0	0	176	0	0	0	0	0	0	0	176
B	2	0	0	0	0	0	0	266	0	0	0	0	0	0	0	266
H	3	0	0	0	0	0	0	183	0	0	0	0	0	0	0	183
W	4	0	0	0	0	0	0	532	0	0	0	0	0	0	0	532
Doesn't matter, Doesn't care, Race not important	5	0	0	0	0	0	0	47	0	0	0	0	0	0	0	47
Rural, No neighbors	6	0	0	0	0	0	0	5	0	0	0	0	0	0	0	5
Mixed race, Two or more races in one house	7	0	0	0	0	0	0	6	0	0	0	0	0	0	0	6
Don't know	8	0	0	0	0	0	0	2	0	0	0	0	0	0	0	2
No answer	9	0	0	0	0	0	0	181	0	0	0	0	0	0	0	181
Not applicable	IAP	13626	354	7542	353	5907	10334	1419	2765	2812	4510	2023	2044	1974	2538	58201

REMARKS: Hand Card FC was a graphical depiction of 14 houses surrounding "your house." Respondents were asked to fill in letters in each house to represent a most desirable racial-ethnic mix. In the sheet given to respondents, houses were empty and an A, B, H, or W was to go into the middle of each house. Here, numbers have been placed in the houses to clarify which variable pertains to which house. House #1 is NEIETH1, etc.



771. **IF ATTENDED HIGH SCHOOL (EDUC), ASK IN TERMS OF “HIGH SCHOOL.” IF LEFT SCHOOL BEFORE HIGH SCHOOL, ASK IN TERMS OF “THE LAST SCHOOL YOU ATTENDED.”**

- A. Was the high school/last school you attended all white, mostly white, about half white and half other races, mostly other races, or all other races?

[VAR: HSWHT]

RESPONSE	PUNCH	YEAR														
		1972-82	1982B	1983-87	1987B	1988-91	1993-98	2000	2002	2004	2006	2008	2010	2012	2014	ALL
All white	1	0	0	0	0	0	0	286	0	0	0	0	0	0	0	286
Mostly white	2	0	0	0	0	0	0	444	0	0	0	0	0	0	0	444
About half white and half other races	3	0	0	0	0	0	0	159	0	0	0	0	0	0	0	159
Mostly other races	4	0	0	0	0	0	0	45	0	0	0	0	0	0	0	45
All other races	5	0	0	0	0	0	0	55	0	0	0	0	0	0	0	55
Not all white	6	0	0	0	0	0	0	358	0	0	0	0	0	0	0	358
Don't know	8	0	0	0	0	0	0	0	0	0	0	0	0	0	0	0
No answer	9	0	0	0	0	0	0	51	0	0	0	0	0	0	0	51
Not applicable	IAP	13626	354	7542	353	5907	10334	1419	2765	2812	4510	2023	2044	1974	2538	58201

IF NOT “ALL WHITE,” ASK A:

- B. Besides Whites, what was the largest racial group in your high school/the last school you attended—Blacks/African Americans, Hispanics, Asians, or American Indians?

[VAR: HSETH]

RESPONSE	PUNCH	YEAR														
		1972-82	1982B	1983-87	1987B	1988-91	1993-98	2000	2002	2004	2006	2008	2010	2012	2014	ALL
Blacks/African-Americans	1	0	0	0	0	0	0	606	0	0	0	0	0	0	0	606
Hispanics	2	0	0	0	0	0	0	223	0	0	0	0	0	0	0	223
Asians	3	0	0	0	0	0	0	106	0	0	0	0	0	0	0	106
American Indians	4	0	0	0	0	0	0	28	0	0	0	0	0	0	0	28
All, Mixed	5	0	0	0	0	0	0	5	0	0	0	0	0	0	0	5
Two or more groups	6	0	0	0	0	0	0	3	0	0	0	0	0	0	0	3
Don't know	8	0	0	0	0	0	0	66	0	0	0	0	0	0	0	66
No answer	9	0	0	0	0	0	0	74	0	0	0	0	0	0	0	74
Not applicable	IAP	13626	354	7542	353	5907	10334	1706	2765	2812	4510	2023	2044	1974	2538	58488

**The 2000 Topical Module: Information Society
(COMPUSE-EMGETP)**

**The 2002 Topical Module: Information Society
(COMPUSE-USEWWW, CHATHR-COOK30, WORK12-WWWCNTRY, MUSICLKE-WWWVOL,
MANUAL, ASKWORK-DOONOWN, ADVSP-ADVLIB, DOWNLOAD, HLTHINFO-HLTHWWW,
BUYINFGN-ARTGN, NUMCNTCT-COMPHOME, WWWHOME, WWWLINE1, WWWLINE2,
EMMINH-COMPWORK, EMMINW-MOSTLOC, EMMINO-VOTEFOR, CUSSUP,
TECSUP, PROCESSR-NEWSGRPS)**

**The 2004 Topical Module: Information Society
(COMPUSE, EMAILMIN-WWWMIN, FIN30-COOK30, DOWNLOAD-UPLOAD, HLTHINFO-HLTHPAPR,
NUMCNTCT-BYEMAIL, EMAILLNK, WEBYR-WEBABLE, ADVSRCH, PREFSETS-NEWSGRPS)**

772. Do you personally ever use a computer at home, at work, or at some other location?

[VAR: COMPUSE]

RESPONSE	PUNCH	YEAR														
		1972-82	1982B	1983-87	1987B	1988-91	1993-98	2000	2002	2004	2006	2008	2010	2012	2014	ALL
Yes (GO TO EMAILMIN)	1	0	0	0	0	0	0	1360	1835	723	0	0	1141	1046	1384	7489
No (GO TO WEBTV)	2	0	0	0	0	0	0	993	913	255	0	0	288	253	289	2991
Don't know	8	0	0	0	0	0	0	0	11	0	0	0	0	0	0	11
No answer	9	0	0	0	0	0	0	10	6	6	0	0	1	3	2	28
Not applicable	IAP	13626	354	7542	353	5907	10334	454	0	1828	4510	2023	614	672	863	49080

773. A. Do you have access to the Internet or World Wide Web in your home through Web TV?

[VAR: WEBTV]

RESPONSE	PUNCH	YEAR														
		1972-82	1982B	1983-87	1987B	1988-91	1993-98	2000	2002	2004	2006	2008	2010	2012	2014	ALL
Yes (GO TO EMAILMIN)	1	0	0	0	0	0	0	23	53	0	0	0	0	0	0	76
No (GO TO Next Section)	2	0	0	0	0	0	0	970	860	0	0	0	0	0	0	1830
Don't know	8	0	0	0	0	0	0	0	11	0	0	0	0	0	0	11
No answer	9	0	0	0	0	0	0	10	6	0	0	0	0	0	0	16
Not applicable (Punch 1 in COMPUSE)	IAP	13626	354	7542	353	5907	10334	1814	1835	2812	4510	2023	2044	1974	2538	57666

B. Do you have access to the Internet or World Wide Web in your home through a Internet-enabled mobile device like a smart phone, PDA, or BlackBerry?

[VAR: WEBMOB]

<u>RESPONSE</u>	<u>PUNCH</u>	<u>YEAR</u>														
		<u>1972-82</u>	<u>1982B</u>	<u>1983-87</u>	<u>1987B</u>	<u>1988-91</u>	<u>1993-98</u>	<u>2000</u>	<u>2002</u>	<u>2004</u>	<u>2006</u>	<u>2008</u>	<u>2010</u>	<u>2012</u>	<u>2014</u>	<u>ALL</u>
Yes (GO TO EMAILMIN)	1	0	0	0	0	0	0	0	0	0	0	0	55	59	92	206
No (GO TO Next Section)	2	0	0	0	0	0	0	0	0	0	0	0	232	193	197	622
Don't know	8	0	0	0	0	0	0	0	0	0	0	0	1	1	0	2
Refused	9	0	0	0	0	0	0	0	0	0	0	0	1	2	2	5
Not applicable (Punch 1 in COMPUSE)	IAP	13626	354	7542	353	5907	10334	2817	2765	2812	4510	2023	1755	1719	2247	58764

774. About how many minutes or hours per week do you spend sending and answering electronic mail or e-mail?

[VAR: EMAILMIN]

<u>RESPONSE</u>	<u>PUNCH</u>	<u>YEAR</u>														
		<u>1972-82</u>	<u>1982B</u>	<u>1983-87</u>	<u>1987B</u>	<u>1988-91</u>	<u>1993-98</u>	<u>2000</u>	<u>2002</u>	<u>2004</u>	<u>2006</u>	<u>2008</u>	<u>2010</u>	<u>2012</u>	<u>2014</u>	<u>ALL</u>
Zero Minutes (GO TO USEWWW)	0	0	0	0	0	0	0	1078	1568	503	0	0	304	514	460	4427
	1-14	0	0	0	0	0	0	73	88	32	0	0	36	48	59	336
	15-29	0	0	0	0	0	0	50	75	24	0	0	31	42	38	260
	30-44	0	0	0	0	0	0	115	136	54	0	0	91	76	100	572
	45-59	0	0	0	0	0	0	5	14	4	0	0	6	5	9	43
Don't know	98	0	0	0	0	0	0	4	6	5	0	0	0	0	0	15
No answer	99	0	0	0	0	0	0	68	23	12	0	0	0	0	0	103
Not applicable (Punch 2 in WEBTV)	IAP	13626	354	7542	353	5907	10334	1424	855	2178	4510	2023	1576	1289	1872	53843

[VAR: EMAILHR]

<u>RESPONSE</u>	<u>PUNCH</u>	<u>YEAR</u>														
		<u>1972-82</u>	<u>1982B</u>	<u>1983-87</u>	<u>1987B</u>	<u>1988-91</u>	<u>1993-98</u>	<u>2000</u>	<u>2002</u>	<u>2004</u>	<u>2006</u>	<u>2008</u>	<u>2010</u>	<u>2012</u>	<u>2014</u>	<u>ALL</u>
Zero hours (GO TO USEWWW)	0	0	0	0	0	0	0	538	617	109	0	0	245	285	271	2065
	1	0	0	0	0	0	0	205	301	125	0	0	211	186	295	1323
	2	0	0	0	0	0	0	138	241	89	0	0	146	106	152	872
	3	0	0	0	0	0	0	98	123	29	0	0	69	59	81	459
	4	0	0	0	0	0	0	48	67	26	0	0	48	35	52	276
	5-9	0	0	0	0	0	0	150	271	114	0	0	148	147	191	1021
	10-997	0	0	0	0	0	0	144	261	125	0	0	236	232	321	1319
Don't know	998	0	0	0	0	0	4	6	5	0	0	8	3	1	27	
No answer	999	0	0	0	0	0	68	23	12	0	0	2	2	4	111	
Not applicable (Punch 2 on WEBTV)	IAP	13626	354	7542	353	5907	10334	1424	855	2178	4510	2023	931	919	1170	52126

REMARKS: Responses for EMAILMIN and EMAILHR were collapsed for display purposes.
 In 2000 and 2002, EMAILMIN and EMAILHR was screened by COMPUSE & WEBTV; in 2004, by COMPUSE only; in 2010, by COMPUSE & WEBMOB.

775. Other than for e-mail, do you ever use the Internet or World Wide Web? [INTERVIEWER: TREAT THESE AS THE SAME]

[VAR: USEWWW]

<u>RESPONSE</u>	<u>PUNCH</u>	<u>YEAR</u>														
		<u>1972-82</u>	<u>1982B</u>	<u>1983-87</u>	<u>1987B</u>	<u>1988-91</u>	<u>1993-98</u>	<u>2000</u>	<u>2002</u>	<u>2004</u>	<u>2006</u>	<u>2008</u>	<u>2010</u>	<u>2012</u>	<u>2014</u>	<u>ALL</u>
Yes (Go To WWWHR)	1	0	0	0	0	0	0	1000	1643	684	0	0	128	138	161	3754
No (Go To COMPHOME)	2	0	0	0	0	0	0	339	261	39	0	0	314	255	254	1462
Don't know	8	0	0	0	0	0	0	0	0	0	0	0	0	0	0	0
No answer	9	0	0	0	0	0	0	54	6	6	0	0	1	1	0	68
Not applicable (Punch 2 on WEBTV)	IAP	13626	354	7542	353	5907	10334	1424	855	2083	4510	2023	1601	1580	2123	54315

REMARKS: In 2000, 2002, 2004, USEWWW was asked all of respondents who received questions EMAILMIN & EMAILHR.
 In 2010, it was asked of all respondents who received EMAILMIN & EMAILHR and answered 0 to both questions.

776. Not counting e-mail, about how many minutes or hours per week do you use the Web? (Include time you spend visiting regular web sites and time spent using interactive Internet services like chat rooms, Usenet groups, discussion forums, bulletin boards, and the like.)

A. Hours per week?

[VAR: WWWHR]

<u>RESPONSE</u>	<u>PUNCH</u>	<u>YEAR</u>														
		<u>1972-82</u>	<u>1982B</u>	<u>1983-87</u>	<u>1987B</u>	<u>1988-91</u>	<u>1993-98</u>	<u>2000</u>	<u>2002</u>	<u>2004</u>	<u>2006</u>	<u>2008</u>	<u>2010</u>	<u>2012</u>	<u>2014</u>	<u>ALL</u>
Zero Hours	0	0	0	0	0	0	0	202	249	172	142	0	88	88	90	1031
	1	0	0	0	0	0	0	163	279	283	264	0	131	112	143	1375
	2	0	0	0	0	0	0	143	220	233	220	0	124	103	145	1188
	3	0	0	0	0	0	0	75	129	119	149	0	80	83	94	729
	4	0	0	0	0	0	0	60	92	99	98	0	56	55	60	520
	5-9	0	0	0	0	0	0	176	272	332	316	0	206	213	250	1765
	10-997	0	0	0	0	0	0	179	333	463	602	0	363	364	589	2893
Don't know	998	0	0	0	0	0	1	5	14	16	0	5	1	4	46	
No answer	999	0	0	0	0	0	55	70	119	198	0	1	1	7	451	
Not applicable (Punch 2 on WEBTV, USEWWW)	IAP	13626	354	7542	353	5907	10334	1763	1116	978	2505	2023	990	954	1156	49601

B. Minutes per week?

[VAR: WWWMIN]

<u>RESPONSE</u>	<u>PUNCH</u>	<u>YEAR</u>														
		<u>1972-82</u>	<u>1982B</u>	<u>1983-87</u>	<u>1987B</u>	<u>1988-91</u>	<u>1993-98</u>	<u>2000</u>	<u>2002</u>	<u>2004</u>	<u>2006</u>	<u>2008</u>	<u>2010</u>	<u>2012</u>	<u>2014</u>	<u>ALL</u>
Zero Minutes	0	0	0	0	0	0	0	802	1347	1514	1641	0	249	467	431	6451
	1-14	0	0	0	0	0	0	64	55	55	32	0	21	15	13	255
	15-29	0	0	0	0	0	0	32	34	31	44	0	13	11	16	181
	30-44	0	0	0	0	0	0	87	128	95	65	0	65	54	56	550
	45-59	0	0	0	0	0	0	13	10	6	9	0	7	2	5	52
Don't know	98	0	0	0	0	0	1	5	14	16	0	0	0	0	36	
No answer	99	0	0	0	0	0	55	70	119	198	0	0	0	0	442	
Not applicable (Punch 2 on WEBTV, USEWWW)	IAP	13626	354	7542	353	5907	10334	1763	1116	978	2505	2023	1689	1425	2017	51632

REMARKS: Responses for WWWMIN and WWWHR were collapsed for display purposes.
In 2000, 2002, 2004, and 2010, WWWMIN and WWWHR were screened by USEWWW.
In 2006 there was no screen for these variables.

777. Earlier you mentioned that you spend [number in answer to WWWHR, WWWMIN] (minutes/hours) using the World Wide Web in a typical week. About how many of those do you spend using chat rooms, news groups, bulletin boards, discussion forums, and other forms of on-line interaction with other Net users—not just browsing on your own?

A. Hours per week?

[VAR: CHATHR]

<u>RESPONSE</u>	<u>PUNCH</u>	<u>YEAR</u>														
		<u>1972-82</u>	<u>1982B</u>	<u>1983-87</u>	<u>1987B</u>	<u>1988-91</u>	<u>1993-98</u>	<u>2000</u>	<u>2002</u>	<u>2004</u>	<u>2006</u>	<u>2008</u>	<u>2010</u>	<u>2012</u>	<u>2014</u>	<u>ALL</u>
Zero Hours	0	0	0	0	0	0	0	485	222	0	0	0	0	0	0	707
	1	0	0	0	0	0	0	49	22	0	0	0	0	0	0	71
	2	0	0	0	0	0	0	35	13	0	0	0	0	0	0	48
	3	0	0	0	0	0	0	15	7	0	0	0	0	0	0	22
	4	0	0	0	0	0	0	10	2	0	0	0	0	0	0	12
	5-9	0	0	0	0	0	0	34	20	0	0	0	0	0	0	54
	10-997	0	0	0	0	0	0	26	27	0	0	0	0	0	0	53
Don't know	998	0	0	0	0	0	3	0	0	0	0	0	0	0	3	
No answer	999	0	0	0	0	0	86	49	0	0	0	0	0	0	135	
Not applicable (SEE REMARKS)	IAP	13626	354	7542	353	5907	10334	2074	2403	2812	4510	2023	2044	1974	2538	58494

B. Minutes per week?

[VAR: CHATMIN]

<u>RESPONSE</u>	<u>PUNCH</u>	<u>YEAR</u>														
		<u>1972-82</u>	<u>1982B</u>	<u>1983-87</u>	<u>1987B</u>	<u>1988-91</u>	<u>1993-98</u>	<u>2000</u>	<u>2002</u>	<u>2004</u>	<u>2006</u>	<u>2008</u>	<u>2010</u>	<u>2012</u>	<u>2014</u>	<u>ALL</u>
Zero Minutes	0	0	0	0	0	0	0	597	299	0	0	0	0	0	0	896
	1-14	0	0	0	0	0	0	12	1	0	0	0	0	0	0	13
	15-29	0	0	0	0	0	0	12	2	0	0	0	0	0	0	14
	30-44	0	0	0	0	0	0	33	11	0	0	0	0	0	0	44
	45-59	0	0	0	0	0	0	0	0	0	0	0	0	0	0	0
Don't know	98	0	0	0	0	0	0	3	0	0	0	0	0	0	0	3
No answer	99	0	0	0	0	0	0	86	49	0	0	0	0	0	0	135
Not applicable (SEE REMARKS)	IAP	13626	354	7542	353	5907	10334	2074	2403	2812	4510	2023	2044	1974	2538	58494

REMARKS:

In 2000, filter logic for the computer questions varied across versions of the survey. In Version 4, computer questions were asked of respondents who: 1) used a computer (COMPUSE=1) or Web-TV (WEBTV=1); and 2) ever used the Web (USEWWW=1); and 3) used the Web more than 0 minutes per week (WWWHR>0) or (WWWMIN>0). In Versions 5 and 6, computer questions were asked of respondents who: 1) used a computer (COMPUSE=1) or Web-TV (WEBTV=1); and 2) ever used the Web (USEWWW=1); and 3) used the Web at least 1 hour per week (WWWHR>=1). In Versions 1 and 2, computer questions were asked of respondents who: 1) used a computer (COMPUSE=1) or Web-TV (WEBTV=1); and 2) ever used the Web (USEWWW=1); and 3) used the Web at least 4 hours per week (WWWHR>=4).

Responses for CHATHR and CHATMIN were collapsed for display purposes.

778. Now I'd like to ask you about how you navigate around the Web. How frequently do you use each of the following ways of getting to the web sites you visit:

A. Use a direct link from your starting page (the page that you see when you go onto the web.)?

[VAR: DRCTLINK]

<u>RESPONSE</u>	<u>PUNCH</u>	<u>YEAR</u>														
		<u>1972-82</u>	<u>1982B</u>	<u>1983-87</u>	<u>1987B</u>	<u>1988-91</u>	<u>1993-98</u>	<u>2000</u>	<u>2002</u>	<u>2004</u>	<u>2006</u>	<u>2008</u>	<u>2010</u>	<u>2012</u>	<u>2014</u>	<u>ALL</u>
Never	1	0	0	0	0	0	0	106	64	0	0	0	0	0	0	170
Less than half of the time	2	0	0	0	0	0	0	156	68	0	0	0	0	0	0	224
About half of the time	3	0	0	0	0	0	0	97	48	0	0	0	0	0	0	145
More than half of the time	4	0	0	0	0	0	0	82	38	0	0	0	0	0	0	120
Almost always	5	0	0	0	0	0	0	224	93	0	0	0	0	0	0	317
Don't know	8	0	0	0	0	0	0	0	2	0	0	0	0	0	0	2
No answer	9	0	0	0	0	0	0	77	49	0	0	0	0	0	0	126
Not applicable	IAP	13626	354	7542	353	5907	10334	2075	2403	2812	4510	2023	2044	1974	2538	58495

B. Type (or paste in) the web address yourself?

[VAR: TYPEURL]

<u>RESPONSE</u>	<u>PUNCH</u>	<u>YEAR</u>														
		<u>1972-82</u>	<u>1982B</u>	<u>1983-87</u>	<u>1987B</u>	<u>1988-91</u>	<u>1993-98</u>	<u>2000</u>	<u>2002</u>	<u>2004</u>	<u>2006</u>	<u>2008</u>	<u>2010</u>	<u>2012</u>	<u>2014</u>	<u>ALL</u>
Never	1	0	0	0	0	0	0	90	30	0	0	0	0	0	0	120
Less than half of the time	2	0	0	0	0	0	0	188	91	0	0	0	0	0	0	279
About half of the time	3	0	0	0	0	0	0	135	90	0	0	0	0	0	0	225
More than half of the time	4	0	0	0	0	0	0	113	40	0	0	0	0	0	0	153
Almost always	5	0	0	0	0	0	0	135	61	0	0	0	0	0	0	196
Don't know	8	0	0	0	0	0	0	0	1	0	0	0	0	0	0	1
No answer	9	0	0	0	0	0	0	81	49	0	0	0	0	0	0	130
Not applicable (SEE REMARKS)	IAP	13626	354	7542	353	5907	10334	2075	2403	2812	4510	2023	2044	1974	2538	58495

C. Use a Search Engine?

[VAR: SRCHENG]

<u>RESPONSE</u>	<u>PUNCH</u>	<u>YEAR</u>														
		<u>1972-82</u>	<u>1982B</u>	<u>1983-87</u>	<u>1987B</u>	<u>1988-91</u>	<u>1993-98</u>	<u>2000</u>	<u>2002</u>	<u>2004</u>	<u>2006</u>	<u>2008</u>	<u>2010</u>	<u>2012</u>	<u>2014</u>	<u>ALL</u>
Never	1	0	0	0	0	0	0	83	27	0	0	0	0	0	0	110
Less than half of the time	2	0	0	0	0	0	0	231	125	0	0	0	0	0	0	356
About half of the time	3	0	0	0	0	0	0	160	70	0	0	0	0	0	0	230
More than half of the time	4	0	0	0	0	0	0	94	42	0	0	0	0	0	0	136
Almost always	5	0	0	0	0	0	0	96	48	0	0	0	0	0	0	144
Don't know	8	0	0	0	0	0	0	1	1	0	0	0	0	0	0	2
No answer	9	0	0	0	0	0	0	77	49	0	0	0	0	0	0	126
Not applicable (SEE REMARKS)	IAP	13626	354	7542	353	5907	10334	2075	2403	2812	4510	2023	2044	1974	2538	58495

D. Use a bookmark or "favorites listing"?

[VAR: BOOKMARK]

<u>RESPONSE</u>	<u>PUNCH</u>	<u>YEAR</u>														
		<u>1972-82</u>	<u>1982B</u>	<u>1983-87</u>	<u>1987B</u>	<u>1988-91</u>	<u>1993-98</u>	<u>2000</u>	<u>2002</u>	<u>2004</u>	<u>2006</u>	<u>2008</u>	<u>2010</u>	<u>2012</u>	<u>2014</u>	<u>ALL</u>
Never	1	0	0	0	0	0	0	276	62	0	0	0	0	0	0	338
Less than half of the time	2	0	0	0	0	0	0	140	89	0	0	0	0	0	0	229
About half of the time	3	0	0	0	0	0	0	92	40	0	0	0	0	0	0	132
More than half of the time	4	0	0	0	0	0	0	80	56	0	0	0	0	0	0	136
Almost always	5	0	0	0	0	0	0	68	65	0	0	0	0	0	0	133
Don't know	8	0	0	0	0	0	0	0	1	0	0	0	0	0	0	1
No answer	9	0	0	0	0	0	0	86	49	0	0	0	0	0	0	135
Not applicable (SEE REMARKS)	IAP	13626	354	7542	353	5907	10334	2075	2403	2812	4510	2023	2044	1974	2538	58495

E. Go to a category directory or web guide and select an option?

[VAR: CATDRCTY]

<u>RESPONSE</u>	<u>PUNCH</u>	<u>YEAR</u>														
		<u>1972-82</u>	<u>1982B</u>	<u>1983-87</u>	<u>1987B</u>	<u>1988-91</u>	<u>1993-98</u>	<u>2000</u>	<u>2002</u>	<u>2004</u>	<u>2006</u>	<u>2008</u>	<u>2010</u>	<u>2012</u>	<u>2014</u>	<u>ALL</u>
Never	1	0	0	0	0	0	0	233	121	0	0	0	0	0	0	354
Less than half of the time	2	0	0	0	0	0	0	227	129	0	0	0	0	0	0	356
About half of the time	3	0	0	0	0	0	0	110	28	0	0	0	0	0	0	138
More than half of the time	4	0	0	0	0	0	0	50	17	0	0	0	0	0	0	67
Almost always	5	0	0	0	0	0	0	41	13	0	0	0	0	0	0	54
Don't know	8	0	0	0	0	0	0	1	5	0	0	0	0	0	0	6
No answer	9	0	0	0	0	0	0	80	49	0	0	0	0	0	0	129
Not applicable (SEE REMARKS)	IAP	13626	354	7542	353	5907	10334	2075	2403	2812	4510	2023	2044	1974	2538	58495

F. Go from a hyperlink in another site that you are visiting?

[VAR: HYPERLNK]

<u>RESPONSE</u>	<u>PUNCH</u>	<u>YEAR</u>														
		<u>1972-82</u>	<u>1982B</u>	<u>1983-87</u>	<u>1987B</u>	<u>1988-91</u>	<u>1993-98</u>	<u>2000</u>	<u>2002</u>	<u>2004</u>	<u>2006</u>	<u>2008</u>	<u>2010</u>	<u>2012</u>	<u>2014</u>	<u>ALL</u>
Never	1	0	0	0	0	0	0	179	77	0	0	0	0	0	0	256
Less than half of the time	2	0	0	0	0	0	0	282	144	0	0	0	0	0	0	426
About half of the time	3	0	0	0	0	0	0	112	52	0	0	0	0	0	0	164
More than half of the time	4	0	0	0	0	0	0	58	28	0	0	0	0	0	0	86
Almost always	5	0	0	0	0	0	0	32	10	0	0	0	0	0	0	42
Don't know	8	0	0	0	0	0	0	0	2	0	0	0	0	0	0	2
No answer	9	0	0	0	0	0	0	79	49	0	0	0	0	0	0	128
Not applicable (SEE REMARKS)	IAP	13626	354	7542	353	5907	10334	2075	2403	2812	4510	2023	2044	1974	2538	58495

G. Click on a link in an email message from a friend, relative, or co-worker.

[VAR: EMAILLNK]

<u>RESPONSE</u>	<u>PUNCH</u>	<u>YEAR</u>														
		<u>1972-82</u>	<u>1982B</u>	<u>1983-87</u>	<u>1987B</u>	<u>1988-91</u>	<u>1993-98</u>	<u>2000</u>	<u>2002</u>	<u>2004</u>	<u>2006</u>	<u>2008</u>	<u>2010</u>	<u>2012</u>	<u>2014</u>	<u>ALL</u>
Never	1	0	0	0	0	0	0	0	65	0	0	0	0	0	0	65
Less than half of the time	2	0	0	0	0	0	0	0	152	0	0	0	0	0	0	152
About half of the time	3	0	0	0	0	0	0	0	43	0	0	0	0	0	0	43
More than half of the time	4	0	0	0	0	0	0	0	29	0	0	0	0	0	0	29
Almost always	5	0	0	0	0	0	0	0	23	0	0	0	0	0	0	23
Don't know	8	0	0	0	0	0	0	0	1	0	0	0	0	0	0	1
No answer	9	0	0	0	0	0	0	0	49	0	0	0	0	0	0	49
Not applicable (Punch 2 in WEBTV)	IAP	13626	354	7542	353	5907	10334	2817	2403	2812	4510	2023	2044	1974	2538	59237

779. In the past 30 days, how often have you visited a web site for?

A. Financial information?

[VAR: FIN30]

<u>RESPONSE</u>	<u>PUNCH</u>	<u>YEAR</u>														
		<u>1972-82</u>	<u>1982B</u>	<u>1983-87</u>	<u>1987B</u>	<u>1988-91</u>	<u>1993-98</u>	<u>2000</u>	<u>2002</u>	<u>2004</u>	<u>2006</u>	<u>2008</u>	<u>2010</u>	<u>2012</u>	<u>2014</u>	<u>ALL</u>
Never	1	0	0	0	0	0	0	303	473	361	0	0	0	0	0	1137
1-2 times	2	0	0	0	0	0	0	158	235	153	0	0	0	0	0	546
3-5 times	3	0	0	0	0	0	0	63	111	54	0	0	0	0	0	228
More than 5 times	4	0	0	0	0	0	0	145	170	108	0	0	0	0	0	423
Don't know	8	0	0	0	0	0	0	0	1	1	0	0	0	0	0	2
No answer	9	0	0	0	0	0	0	73	94	13	0	0	0	0	0	180
Not applicable (SEE REMARKS)	IAP	13626	354	7542	353	5907	10334	2075	1681	2122	4510	2023	2044	1974	2538	57083

B. Sites related to a school that you or your children attend?

[VAR: SCHL30]

<u>RESPONSE</u>	<u>PUNCH</u>	<u>YEAR</u>														
		<u>1972-82</u>	<u>1982B</u>	<u>1983-87</u>	<u>1987B</u>	<u>1988-91</u>	<u>1993-98</u>	<u>2000</u>	<u>2002</u>	<u>2004</u>	<u>2006</u>	<u>2008</u>	<u>2010</u>	<u>2012</u>	<u>2014</u>	<u>ALL</u>
Never	1	0	0	0	0	0	0	509	716	437	0	0	0	0	0	1662
1-2 times	2	0	0	0	0	0	0	82	149	111	0	0	0	0	0	342
3-5 times	3	0	0	0	0	0	0	24	42	54	0	0	0	0	0	120
More than 5 times	4	0	0	0	0	0	0	52	81	75	0	0	0	0	0	208
Don't know	8	0	0	0	0	0	0	0	2	1	0	0	0	0	0	3
No answer	9	0	0	0	0	0	0	75	94	12	0	0	0	0	0	181
Not applicable (SEE REMARKS)	IAP	13626	354	7542	353	5907	10334	2075	1681	2122	4510	2023	2044	1974	2538	57083

C. Other educational site?

[VAR: EDUC30]

<u>RESPONSE</u>	<u>PUNCH</u>	<u>YEAR</u>														
		<u>1972-82</u>	<u>1982B</u>	<u>1983-87</u>	<u>1987B</u>	<u>1988-91</u>	<u>1993-98</u>	<u>2000</u>	<u>2002</u>	<u>2004</u>	<u>2006</u>	<u>2008</u>	<u>2010</u>	<u>2012</u>	<u>2014</u>	<u>ALL</u>
Never	1	0	0	0	0	0	0	290	456	327	0	0	0	0	0	1073
1-2 times	2	0	0	0	0	0	0	193	245	160	0	0	0	0	0	598
3-5 times	3	0	0	0	0	0	0	105	126	94	0	0	0	0	0	325
More than 5 times	4	0	0	0	0	0	0	79	162	97	0	0	0	0	0	338
Don't know	8	0	0	0	0	0	0	0	1	0	0	0	0	0	0	1
No answer	9	0	0	0	0	0	0	75	94	12	0	0	0	0	0	181
Not applicable (SEE REMARKS)	IAP	13626	354	7542	353	5907	10334	2075	1681	2122	4510	2023	2044	1974	2538	57083

D. Sites related to your work?

[VAR: WORK30]

<u>RESPONSE</u>	<u>PUNCH</u>	<u>YEAR</u>														
		<u>1972-82</u>	<u>1982B</u>	<u>1983-87</u>	<u>1987B</u>	<u>1988-91</u>	<u>1993-98</u>	<u>2000</u>	<u>2002</u>	<u>2004</u>	<u>2006</u>	<u>2008</u>	<u>2010</u>	<u>2012</u>	<u>2014</u>	<u>ALL</u>
Never	1	0	0	0	0	0	0	262	426	303	0	0	0	0	0	991
1-2 times	2	0	0	0	0	0	0	108	137	96	0	0	0	0	0	341
3-5 times	3	0	0	0	0	0	0	82	89	79	0	0	0	0	0	250
More than 5 times	4	0	0	0	0	0	0	215	338	200	0	0	0	0	0	753
Don't know	8	0	0	0	0	0	0	0	1	0	0	0	0	0	0	1
No answer	9	0	0	0	0	0	0	75	93	12	0	0	0	0	0	180
Not applicable (SEE REMARKS)	IAP	13626	354	7542	353	5907	10334	2075	1681	2122	4510	2023	2044	1974	2538	57083

E. News and current events?

[VAR: NEWS30]

<u>RESPONSE</u>	<u>PUNCH</u>	<u>YEAR</u>														
		<u>1972-82</u>	<u>1982B</u>	<u>1983-87</u>	<u>1987B</u>	<u>1988-91</u>	<u>1993-98</u>	<u>2000</u>	<u>2002</u>	<u>2004</u>	<u>2006</u>	<u>2008</u>	<u>2010</u>	<u>2012</u>	<u>2014</u>	<u>ALL</u>
Never	1	0	0	0	0	0	0	153	221	179	0	0	0	0	0	553
1-2 times	2	0	0	0	0	0	0	186	211	146	0	0	0	0	0	543
3-5 times	3	0	0	0	0	0	0	120	158	108	0	0	0	0	0	386
More than 5 times	4	0	0	0	0	0	0	209	399	245	0	0	0	0	0	853
Don't know	8	0	0	0	0	0	0	0	1	0	0	0	0	0	0	1
No answer	9	0	0	0	0	0	0	74	94	12	0	0	0	0	0	180
Not applicable (SEE REMARKS)	IAP	13626	354	7542	353	5907	10334	2075	1681	2122	4510	2023	2044	1974	2538	57083

F. Government information?

[VAR: GOVT30]

<u>RESPONSE</u>	<u>PUNCH</u>	<u>YEAR</u>														
		<u>1972-82</u>	<u>1982B</u>	<u>1983-87</u>	<u>1987B</u>	<u>1988-91</u>	<u>1993-98</u>	<u>2000</u>	<u>2002</u>	<u>2004</u>	<u>2006</u>	<u>2008</u>	<u>2010</u>	<u>2012</u>	<u>2014</u>	<u>ALL</u>
Never	1	0	0	0	0	0	0	360	501	341	0	0	0	0	0	1202
1-2 times	2	0	0	0	0	0	0	191	248	171	0	0	0	0	0	610
3-5 times	3	0	0	0	0	0	0	58	108	75	0	0	0	0	0	241
More than 5 times	4	0	0	0	0	0	0	59	132	91	0	0	0	0	0	282
Don't know	8	0	0	0	0	0	0	0	1	0	0	0	0	0	0	1
No answer	9	0	0	0	0	0	0	74	94	12	0	0	0	0	0	180
Not applicable (SEE REMARKS)	IAP	13626	354	7542	353	5907	10334	2075	1681	2122	4510	2023	2044	1974	2538	57083

G. Political information?

[VAR: POL30]

<u>RESPONSE</u>	<u>PUNCH</u>	<u>YEAR</u>														
		<u>1972-82</u>	<u>1982B</u>	<u>1983-87</u>	<u>1987B</u>	<u>1988-91</u>	<u>1993-98</u>	<u>2000</u>	<u>2002</u>	<u>2004</u>	<u>2006</u>	<u>2008</u>	<u>2010</u>	<u>2012</u>	<u>2014</u>	<u>ALL</u>
Never	1	0	0	0	0	0	0	467	675	393	0	0	0	0	0	1535
1-2 times	2	0	0	0	0	0	0	124	172	151	0	0	0	0	0	447
3-5 times	3	0	0	0	0	0	0	41	65	60	0	0	0	0	0	166
More than 5 times	4	0	0	0	0	0	0	35	77	74	0	0	0	0	0	186
Don't know	8	0	0	0	0	0	0	0	1	0	0	0	0	0	0	1
No answer	9	0	0	0	0	0	0	75	94	12	0	0	0	0	0	181
Not applicable (SEE REMARKS)	IAP	13626	354	7542	353	5907	10334	2075	1681	2122	4510	2023	2044	1974	2538	57083

H. Travel?

[VAR: TRAVEL30]

<u>RESPONSE</u>	<u>PUNCH</u>	<u>YEAR</u>														
		<u>1972-82</u>	<u>1982B</u>	<u>1983-87</u>	<u>1987B</u>	<u>1988-91</u>	<u>1993-98</u>	<u>2000</u>	<u>2002</u>	<u>2004</u>	<u>2006</u>	<u>2008</u>	<u>2010</u>	<u>2012</u>	<u>2014</u>	<u>ALL</u>
Never	1	0	0	0	0	0	0	230	366	231	0	0	0	0	0	827
1-2 times	2	0	0	0	0	0	0	233	298	218	0	0	0	0	0	749
3-5 times	3	0	0	0	0	0	0	111	171	121	0	0	0	0	0	403
More than 5 times	4	0	0	0	0	0	0	95	154	108	0	0	0	0	0	357
Don't know	8	0	0	0	0	0	0	0	1	0	0	0	0	0	0	1
No answer	9	0	0	0	0	0	0	73	94	12	0	0	0	0	0	179
Not applicable (SEE REMARKS)	IAP	13626	354	7542	353	5907	10334	2075	1681	2122	4510	2023	2044	1974	2538	57083

I. Sports?

[VAR: SPORTS30]

<u>RESPONSE</u>	<u>PUNCH</u>	<u>YEAR</u>														
		<u>1972-82</u>	<u>1982B</u>	<u>1983-87</u>	<u>1987B</u>	<u>1988-91</u>	<u>1993-98</u>	<u>2000</u>	<u>2002</u>	<u>2004</u>	<u>2006</u>	<u>2008</u>	<u>2010</u>	<u>2012</u>	<u>2014</u>	<u>ALL</u>
Never	1	0	0	0	0	0	0	388	578	410	0	0	0	0	0	1376
1-2 times	2	0	0	0	0	0	0	103	176	102	0	0	0	0	0	381
3-5 times	3	0	0	0	0	0	0	59	87	62	0	0	0	0	0	208
More than 5 times	4	0	0	0	0	0	0	116	148	104	0	0	0	0	0	368
Don't know	8	0	0	0	0	0	0	0	1	0	0	0	0	0	0	1
No answer	9	0	0	0	0	0	0	76	94	12	0	0	0	0	0	182
Not applicable (SEE REMARKS)	IAP	13626	354	7542	353	5907	10334	2075	1681	2122	4510	2023	2044	1974	2538	57083

J. Music/concerts?

[VAR: MUSIC30]

<u>RESPONSE</u>	<u>PUNCH</u>	<u>YEAR</u>														
		<u>1972-82</u>	<u>1982B</u>	<u>1983-87</u>	<u>1987B</u>	<u>1988-91</u>	<u>1993-98</u>	<u>2000</u>	<u>2002</u>	<u>2004</u>	<u>2006</u>	<u>2008</u>	<u>2010</u>	<u>2012</u>	<u>2014</u>	<u>ALL</u>
Never	1	0	0	0	0	0	0	365	520	391	0	0	0	0	0	1276
1-2 times	2	0	0	0	0	0	0	171	234	177	0	0	0	0	0	582
3-5 times	3	0	0	0	0	0	0	67	114	54	0	0	0	0	0	235
More than 5 times	4	0	0	0	0	0	0	65	121	56	0	0	0	0	0	242
Don't know	8	0	0	0	0	0	0	0	1	0	0	0	0	0	0	1
No answer	9	0	0	0	0	0	0	74	94	12	0	0	0	0	0	180
Not applicable (SEE REMARKS)	IAP	13626	354	7542	353	5907	10334	2075	1681	2122	4510	2023	2044	1974	2538	57083

K. Visual art/art museums?

[VAR: ART30]

<u>RESPONSE</u>	<u>PUNCH</u>	<u>YEAR</u>														
		<u>1972-82</u>	<u>1982B</u>	<u>1983-87</u>	<u>1987B</u>	<u>1988-91</u>	<u>1993-98</u>	<u>2000</u>	<u>2002</u>	<u>2004</u>	<u>2006</u>	<u>2008</u>	<u>2010</u>	<u>2012</u>	<u>2014</u>	<u>ALL</u>
Never	1	0	0	0	0	0	0	483	756	535	0	0	0	0	0	1774
1-2 times	2	0	0	0	0	0	0	132	161	95	0	0	0	0	0	388
3-5 times	3	0	0	0	0	0	0	28	42	26	0	0	0	0	0	96
More than 5 times	4	0	0	0	0	0	0	25	30	22	0	0	0	0	0	77
Don't know	8	0	0	0	0	0	0	0	1	0	0	0	0	0	0	1
No answer	9	0	0	0	0	0	0	74	94	12	0	0	0	0	0	180
Not applicable (SEE REMARKS)	IAP	13626	354	7542	353	5907	10334	2075	1681	2122	4510	2023	2044	1974	2538	57083

L. Television or movies?

[VAR: TVMOV30]

<u>RESPONSE</u>	<u>PUNCH</u>	<u>YEAR</u>														
		<u>1972-82</u>	<u>1982B</u>	<u>1983-87</u>	<u>1987B</u>	<u>1988-91</u>	<u>1993-98</u>	<u>2000</u>	<u>2002</u>	<u>2004</u>	<u>2006</u>	<u>2008</u>	<u>2010</u>	<u>2012</u>	<u>2014</u>	<u>ALL</u>
Never	1	0	0	0	0	0	0	426	574	404	0	0	0	0	0	1404
1-2 times	2	0	0	0	0	0	0	163	229	149	0	0	0	0	0	541
3-5 times	3	0	0	0	0	0	0	45	98	67	0	0	0	0	0	210
More than 5 times	4	0	0	0	0	0	0	34	88	58	0	0	0	0	0	180
Don't know	8	0	0	0	0	0	0	0	1	0	0	0	0	0	0	1
No answer	9	0	0	0	0	0	0	74	94	12	0	0	0	0	0	180
Not applicable (SEE REMARKS)	IAP	13626	354	7542	353	5907	10334	2075	1681	2122	4510	2023	2044	1974	2538	57083

M. Health and fitness?

[VAR: HEALTH30]

<u>RESPONSE</u>	<u>PUNCH</u>	<u>YEAR</u>														
		<u>1972-82</u>	<u>1982B</u>	<u>1983-87</u>	<u>1987B</u>	<u>1988-91</u>	<u>1993-98</u>	<u>2000</u>	<u>2002</u>	<u>2004</u>	<u>2006</u>	<u>2008</u>	<u>2010</u>	<u>2012</u>	<u>2014</u>	<u>ALL</u>
Never	1	0	0	0	0	0	0	332	475	322	0	0	0	0	0	1129
1-2 times	2	0	0	0	0	0	0	192	293	181	0	0	0	0	0	666
3-5 times	3	0	0	0	0	0	0	91	113	86	0	0	0	0	0	290
More than 5 times	4	0	0	0	0	0	0	53	108	89	0	0	0	0	0	250
Don't know	8	0	0	0	0	0	0	0	1	0	0	0	0	0	0	1
No answer	9	0	0	0	0	0	0	74	94	12	0	0	0	0	0	180
Not applicable (SEE REMARKS)	IAP	13626	354	7542	353	5907	10334	2075	1681	2122	4510	2023	2044	1974	2538	57083

N. Religion/church related?

[VAR: RELIG30]

<u>RESPONSE</u>	<u>PUNCH</u>	<u>YEAR</u>														
		<u>1972-82</u>	<u>1982B</u>	<u>1983-87</u>	<u>1987B</u>	<u>1988-91</u>	<u>1993-98</u>	<u>2000</u>	<u>2002</u>	<u>2004</u>	<u>2006</u>	<u>2008</u>	<u>2010</u>	<u>2012</u>	<u>2014</u>	<u>ALL</u>
Never	1	0	0	0	0	0	0	534	803	509	0	0	0	0	0	1846
1-2 times	2	0	0	0	0	0	0	72	117	87	0	0	0	0	0	276
3-5 times	3	0	0	0	0	0	0	26	34	47	0	0	0	0	0	107
More than 5 times	4	0	0	0	0	0	0	36	35	34	0	0	0	0	0	105
Don't know	8	0	0	0	0	0	0	0	1	1	0	0	0	0	0	2
No answer	9	0	0	0	0	0	0	74	94	12	0	0	0	0	0	180
Not applicable (SEE REMARKS)	IAP	13626	354	7542	353	5907	10334	2075	1681	2122	4510	2023	2044	1974	2538	57083

O. Games you can play on your computer?

[VAR: GAMES30]

<u>RESPONSE</u>	<u>PUNCH</u>	<u>YEAR</u>														
		<u>1972-82</u>	<u>1982B</u>	<u>1983-87</u>	<u>1987B</u>	<u>1988-91</u>	<u>1993-98</u>	<u>2000</u>	<u>2002</u>	<u>2004</u>	<u>2006</u>	<u>2008</u>	<u>2010</u>	<u>2012</u>	<u>2014</u>	<u>ALL</u>
Never	1	0	0	0	0	0	0	379	600	441	0	0	0	0	0	1420
1-2 times	2	0	0	0	0	0	0	115	138	89	0	0	0	0	0	342
3-5 times	3	0	0	0	0	0	0	68	87	43	0	0	0	0	0	198
More than 5 times	4	0	0	0	0	0	0	105	164	103	0	0	0	0	0	372
Don't know	8	0	0	0	0	0	0	0	1	2	0	0	0	0	0	3
No answer	9	0	0	0	0	0	0	75	94	12	0	0	0	0	0	181
Not applicable (SEE REMARKS)	IAP	13626	354	7542	353	5907	10334	2075	1681	2122	4510	2023	2044	1974	2538	57083

P. Humor?

[VAR: HUMOR30]

<u>RESPONSE</u>	<u>PUNCH</u>	<u>YEAR</u>														
		<u>1972-82</u>	<u>1982B</u>	<u>1983-87</u>	<u>1987B</u>	<u>1988-91</u>	<u>1993-98</u>	<u>2000</u>	<u>2002</u>	<u>2004</u>	<u>2006</u>	<u>2008</u>	<u>2010</u>	<u>2012</u>	<u>2014</u>	<u>ALL</u>
Never	1	0	0	0	0	0	0	398	604	454	0	0	0	0	0	1456
1-2 times	2	0	0	0	0	0	0	131	191	130	0	0	0	0	0	452
3-5 times	3	0	0	0	0	0	0	70	93	39	0	0	0	0	0	202
More than 5 times	4	0	0	0	0	0	0	67	101	55	0	0	0	0	0	223
Don't know	8	0	0	0	0	0	0	0	1	0	0	0	0	0	0	1
No answer	9	0	0	0	0	0	0	76	94	12	0	0	0	0	0	182
Not applicable (SEE REMARKS)	IAP	13626	354	7542	353	5907	10334	2075	1681	2122	4510	2023	2044	1974	2538	57083

Q. Sexually explicit material?

[VAR: PORN30]

<u>RESPONSE</u>	<u>PUNCH</u>	<u>YEAR</u>														
		<u>1972-82</u>	<u>1982B</u>	<u>1983-87</u>	<u>1987B</u>	<u>1988-91</u>	<u>1993-98</u>	<u>2000</u>	<u>2002</u>	<u>2004</u>	<u>2006</u>	<u>2008</u>	<u>2010</u>	<u>2012</u>	<u>2014</u>	<u>ALL</u>
Never	1	0	0	0	0	0	0	575	850	620	0	0	0	0	0	2045
1-2 times	2	0	0	0	0	0	0	61	96	36	0	0	0	0	0	193
3-5 times	3	0	0	0	0	0	0	14	22	14	0	0	0	0	0	50
More than 5 times	4	0	0	0	0	0	0	18	20	7	0	0	0	0	0	45
Don't know	8	0	0	0	0	0	0	0	1	0	0	0	0	0	0	1
No answer	9	0	0	0	0	0	0	74	95	13	0	0	0	0	0	182
Not applicable (SEE REMARKS)	IAP	13626	354	7542	353	5907	10334	2075	1681	2122	4510	2023	2044	1974	2538	57083

R. Personal home pages?

[VAR: PERSON30]

<u>RESPONSE</u>	<u>PUNCH</u>	<u>YEAR</u>														
		<u>1972-82</u>	<u>1982B</u>	<u>1983-87</u>	<u>1987B</u>	<u>1988-91</u>	<u>1993-98</u>	<u>2000</u>	<u>2002</u>	<u>2004</u>	<u>2006</u>	<u>2008</u>	<u>2010</u>	<u>2012</u>	<u>2014</u>	<u>ALL</u>
Never	1	0	0	0	0	0	0	458	742	525	0	0	0	0	0	1725
1-2 times	2	0	0	0	0	0	0	127	148	78	0	0	0	0	0	353
3-5 times	3	0	0	0	0	0	0	30	38	27	0	0	0	0	0	95
More than 5 times	4	0	0	0	0	0	0	53	60	45	0	0	0	0	0	158
Don't know	8	0	0	0	0	0	0	0	2	3	0	0	0	0	0	5
No answer	9	0	0	0	0	0	0	74	94	12	0	0	0	0	0	180
Not applicable (SEE REMARKS)	IAP	13626	354	7542	353	5907	10334	2075	1681	2122	4510	2023	2044	1974	2538	57083

S. Science?

[VAR: SCI30]

<u>RESPONSE</u>	<u>PUNCH</u>	<u>YEAR</u>														
		<u>1972-82</u>	<u>1982B</u>	<u>1983-87</u>	<u>1987B</u>	<u>1988-91</u>	<u>1993-98</u>	<u>2000</u>	<u>2002</u>	<u>2004</u>	<u>2006</u>	<u>2008</u>	<u>2010</u>	<u>2012</u>	<u>2014</u>	<u>ALL</u>
Never	1	0	0	0	0	0	0	376	618	440	0	0	0	0	0	1434
1-2 times	2	0	0	0	0	0	0	147	200	115	0	0	0	0	0	462
3-5 times	3	0	0	0	0	0	0	79	84	68	0	0	0	0	0	231
More than 5 times	4	0	0	0	0	0	0	65	86	54	0	0	0	0	0	205
Don't know	8	0	0	0	0	0	0	0	2	1	0	0	0	0	0	3
No answer	9	0	0	0	0	0	0	75	94	12	0	0	0	0	0	181
Not applicable (SEE REMARKS)	IAP	13626	354	7542	353	5907	10334	2075	1681	2122	4510	2023	2044	1974	2538	57083

T. Hobbies and crafts?

[VAR: HOBBY30]

RESPONSE	PUNCH	YEAR														
		1972-82	1982B	1983-87	1987B	1988-91	1993-98	2000	2002	2004	2006	2008	2010	2012	2014	ALL
Never	1	0	0	0	0	0	0	331	524	362	0	0	0	0	0	1217
1-2 times	2	0	0	0	0	0	0	180	213	163	0	0	0	0	0	556
3-5 times	3	0	0	0	0	0	0	85	117	84	0	0	0	0	0	286
More than 5 times	4	0	0	0	0	0	0	72	135	69	0	0	0	0	0	276
Don't know	8	0	0	0	0	0	0	0	1	0	0	0	0	0	0	1
No answer	9	0	0	0	0	0	0	74	94	12	0	0	0	0	0	180
Not applicable (SEE REMARKS)	IAP	13626	354	7542	353	5907	10334	2075	1681	2122	4510	2023	2044	1974	2538	57083

U. Cooking, recipes?

[VAR: COOK30]

RESPONSE	PUNCH	YEAR														
		1972-82	1982B	1983-87	1987B	1988-91	1993-98	2000	2002	2004	2006	2008	2010	2012	2014	ALL
Never	1	0	0	0	0	0	0	446	648	411	0	0	0	0	0	1505
1-2 times	2	0	0	0	0	0	0	128	183	160	0	0	0	0	0	471
3-5 times	3	0	0	0	0	0	0	51	84	50	0	0	0	0	0	185
More than 5 times	4	0	0	0	0	0	0	43	74	57	0	0	0	0	0	174
Don't know	8	0	0	0	0	0	0	0	1	0	0	0	0	0	0	1
No answer	9	0	0	0	0	0	0	74	94	12	0	0	0	0	0	180
Not applicable (SEE REMARKS)	IAP	13626	354	7542	353	5907	10334	2075	1681	2122	4510	2023	2044	1974	2538	57083

REMARKS: In 2000, filter logic for the computer questions varied across versions of the survey. In Version 4, computer questions were asked of respondents who: 1) used a computer (COMPUSE=1) or Web-TV (WEBTV=1); and 2) ever used the Web (USEWWW=1); and 3) used the Web more than 0 minutes per week (WWWHR>0) or (WWWMIN>0). In Versions 5 and 6, computer questions were asked of respondents who: 1) used a computer (COMPUSE=1) or Web-TV (Q.767A=1); and 2) ever used the Web (WEBTV=1); and 3) used the Web at least 1 hour per week (WWWHR>=1). In Versions 1 and 2, computer questions were asked of respondents who: 1) used a computer (COMPUSE=1) or Web-TV (WEBTV=1); and 2) ever used the Web (USEWWW=1); and 3) used the Web at least 4 hours per week (WWWHR>=4).

780. In the past 12 months, that is, from (INSERT CURRENT MONTH) 1999/2001 through (INSERT CURRENT MONTH) 2000/02 have you used the Web to do each of these things:

A. Look for information you needed for your work?

[VAR: WORK12]

<u>RESPONSE</u>	<u>PUNCH</u>	<u>YEAR</u>														
		<u>1972-82</u>	<u>1982B</u>	<u>1983-87</u>	<u>1987B</u>	<u>1988-91</u>	<u>1993-98</u>	<u>2000</u>	<u>2002</u>	<u>2004</u>	<u>2006</u>	<u>2008</u>	<u>2010</u>	<u>2012</u>	<u>2014</u>	<u>ALL</u>
Yes	1	0	0	0	0	0	0	423	604	0	0	0	0	0	0	1027
No	2	0	0	0	0	0	0	244	385	0	0	0	0	0	0	629
Don't know	8	0	0	0	0	0	0	0	1	0	0	0	0	0	0	1
No answer	9	0	0	0	0	0	0	75	94	0	0	0	0	0	0	169
Not applicable (SEE REMARKS)	IAP	13626	354	7542	353	5907	10334	2075	1681	2812	4510	2023	2044	1974	2538	57773

B. Home finances or banking?

[VAR: HMEFIN12]

<u>RESPONSE</u>	<u>PUNCH</u>	<u>YEAR</u>														
		<u>1972-82</u>	<u>1982B</u>	<u>1983-87</u>	<u>1987B</u>	<u>1988-91</u>	<u>1993-98</u>	<u>2000</u>	<u>2002</u>	<u>2004</u>	<u>2006</u>	<u>2008</u>	<u>2010</u>	<u>2012</u>	<u>2014</u>	<u>ALL</u>
Yes	1	0	0	0	0	0	0	322	507	0	0	0	0	0	0	829
No	2	0	0	0	0	0	0	345	482	0	0	0	0	0	0	827
Don't know	8	0	0	0	0	0	0	0	1	0	0	0	0	0	0	1
No answer	9	0	0	0	0	0	0	75	94	0	0	0	0	0	0	169
Not applicable (SEE REMARKS)	IAP	13626	354	7542	353	5907	10334	2075	1681	2812	4510	2023	2044	1974	2538	57773

C. Look for information about a product that you might want to buy?

[VAR: BUYINF12]

<u>RESPONSE</u>	<u>PUNCH</u>	<u>YEAR</u>														
		<u>1972-82</u>	<u>1982B</u>	<u>1983-87</u>	<u>1987B</u>	<u>1988-91</u>	<u>1993-98</u>	<u>2000</u>	<u>2002</u>	<u>2004</u>	<u>2006</u>	<u>2008</u>	<u>2010</u>	<u>2012</u>	<u>2014</u>	<u>ALL</u>
Yes	1	0	0	0	0	0	0	531	793	0	0	0	0	0	0	1324
No	2	0	0	0	0	0	0	135	196	0	0	0	0	0	0	331
Don't know	8	0	0	0	0	0	0	0	1	0	0	0	0	0	0	1
No answer	9	0	0	0	0	0	0	76	94	0	0	0	0	0	0	170
Not applicable (SEE REMARKS)	IAP	13626	354	7542	353	5907	10334	2075	1681	2812	4510	2023	2044	1974	2538	57773

D. Actually buy something?

[VAR: BUYIT12]

<u>RESPONSE</u>	<u>PUNCH</u>	<u>YEAR</u>														
		<u>1972-82</u>	<u>1982B</u>	<u>1983-87</u>	<u>1987B</u>	<u>1988-91</u>	<u>1993-98</u>	<u>2000</u>	<u>2002</u>	<u>2004</u>	<u>2006</u>	<u>2008</u>	<u>2010</u>	<u>2012</u>	<u>2014</u>	<u>ALL</u>
Yes	1	0	0	0	0	0	0	337	623	0	0	0	0	0	0	960
No	2	0	0	0	0	0	0	329	366	0	0	0	0	0	0	695
Don't know	8	0	0	0	0	0	0	0	1	0	0	0	0	0	0	1
No answer	9	0	0	0	0	0	0	76	94	0	0	0	0	0	0	170
Not applicable (SEE REMARKS)	IAP	13626	354	7542	353	5907	10334	2075	1681	2812	4510	2023	2044	1974	2538	57773

E. Invest money in a stock or mutual fund?

[VAR: INVEST12]

<u>RESPONSE</u>	<u>PUNCH</u>	<u>YEAR</u>														
		<u>1972-82</u>	<u>1982B</u>	<u>1983-87</u>	<u>1987B</u>	<u>1988-91</u>	<u>1993-98</u>	<u>2000</u>	<u>2002</u>	<u>2004</u>	<u>2006</u>	<u>2008</u>	<u>2010</u>	<u>2012</u>	<u>2014</u>	<u>ALL</u>
Yes	1	0	0	0	0	0	0	113	129	0	0	0	0	0	0	242
No	2	0	0	0	0	0	0	553	860	0	0	0	0	0	0	1413
Don't know	8	0	0	0	0	0	0	0	1	0	0	0	0	0	0	1
No answer	9	0	0	0	0	0	0	76	94	0	0	0	0	0	0	170
Not applicable (SEE REMARKS)	IAP	13626	354	7542	353	5907	10334	2075	1681	2812	4510	2023	2044	1974	2538	57773

F. Tried to meet new people for social purpose?

[VAR: PEOPLE12]

<u>RESPONSE</u>	<u>PUNCH</u>	<u>YEAR</u>														
		<u>1972-82</u>	<u>1982B</u>	<u>1983-87</u>	<u>1987B</u>	<u>1988-91</u>	<u>1993-98</u>	<u>2000</u>	<u>2002</u>	<u>2004</u>	<u>2006</u>	<u>2008</u>	<u>2010</u>	<u>2012</u>	<u>2014</u>	<u>ALL</u>
Yes	1	0	0	0	0	0	0	108	143	0	0	0	0	0	0	251
No	2	0	0	0	0	0	0	558	846	0	0	0	0	0	0	1404
Don't know	8	0	0	0	0	0	0	0	1	0	0	0	0	0	0	1
No answer	9	0	0	0	0	0	0	76	94	0	0	0	0	0	0	170
Not applicable (SEE REMARKS)	IAP	13626	354	7542	353	5907	10334	2075	1681	2812	4510	2023	2044	1974	2538	57773

G. Look for information about a health concern or medical problem?

[VAR: HEALTH12]

<u>RESPONSE</u>	<u>PUNCH</u>	<u>YEAR</u>														
		<u>1972-82</u>	<u>1982B</u>	<u>1983-87</u>	<u>1987B</u>	<u>1988-91</u>	<u>1993-98</u>	<u>2000</u>	<u>2002</u>	<u>2004</u>	<u>2006</u>	<u>2008</u>	<u>2010</u>	<u>2012</u>	<u>2014</u>	<u>ALL</u>
Yes	1	0	0	0	0	0	0	396	634	0	0	0	0	0	0	1030
No	2	0	0	0	0	0	0	270	355	0	0	0	0	0	0	625
Don't know	8	0	0	0	0	0	0	0	1	0	0	0	0	0	0	1
No answer	9	0	0	0	0	0	0	76	94	0	0	0	0	0	0	170
Not applicable (SEE REMARKS)	IAP	13626	354	7542	353	5907	10334	2075	1681	2812	4510	2023	2044	1974	2538	57773

H. Make an airplane or other travel reservation?

[VAR: TRAVEL12]

<u>RESPONSE</u>	<u>PUNCH</u>	<u>YEAR</u>														
		<u>1972-82</u>	<u>1982B</u>	<u>1983-87</u>	<u>1987B</u>	<u>1988-91</u>	<u>1993-98</u>	<u>2000</u>	<u>2002</u>	<u>2004</u>	<u>2006</u>	<u>2008</u>	<u>2010</u>	<u>2012</u>	<u>2014</u>	<u>ALL</u>
Yes	1	0	0	0	0	0	0	259	453	0	0	0	0	0	0	712
No	2	0	0	0	0	0	0	407	536	0	0	0	0	0	0	943
Don't know	8	0	0	0	0	0	0	0	1	0	0	0	0	0	0	1
No answer	9	0	0	0	0	0	0	76	94	0	0	0	0	0	0	170
Not applicable (SEE REMARKS)	IAP	13626	354	7542	353	5907	10334	2075	1681	2812	4510	2023	2044	1974	2538	57773

I. Locate someone's phone number, e-mail, or mailing address?

[VAR: LOCATE12]

<u>RESPONSE</u>	<u>PUNCH</u>	<u>YEAR</u>														
		<u>1972-82</u>	<u>1982B</u>	<u>1983-87</u>	<u>1987B</u>	<u>1988-91</u>	<u>1993-98</u>	<u>2000</u>	<u>2002</u>	<u>2004</u>	<u>2006</u>	<u>2008</u>	<u>2010</u>	<u>2012</u>	<u>2014</u>	<u>ALL</u>
Yes	1	0	0	0	0	0	0	370	549	0	0	0	0	0	0	919
No	2	0	0	0	0	0	0	296	440	0	0	0	0	0	0	736
Don't know	8	0	0	0	0	0	0	0	1	0	0	0	0	0	0	1
No answer	9	0	0	0	0	0	0	76	94	0	0	0	0	0	0	170
Not applicable (SEE REMARKS)	IAP	13626	354	7542	353	5907	10334	2075	1681	2812	4510	2023	2044	1974	2538	57773

J. Play a game with someone on another computer?

[VAR: GAME12]

<u>RESPONSE</u>	<u>PUNCH</u>	<u>YEAR</u>														
		<u>1972-82</u>	<u>1982B</u>	<u>1983-87</u>	<u>1987B</u>	<u>1988-91</u>	<u>1993-98</u>	<u>2000</u>	<u>2002</u>	<u>2004</u>	<u>2006</u>	<u>2008</u>	<u>2010</u>	<u>2012</u>	<u>2014</u>	<u>ALL</u>
Yes	1	0	0	0	0	0	0	138	187	0	0	0	0	0	0	325
No	2	0	0	0	0	0	0	526	802	0	0	0	0	0	0	1328
Don't know	8	0	0	0	0	0	0	0	1	0	0	0	0	0	0	1
No answer	9	0	0	0	0	0	0	78	94	0	0	0	0	0	0	172
Not applicable (SEE REMARKS)	IAP	13626	354	7542	353	5907	10334	2075	1681	2812	4510	2023	2044	1974	2538	57773

K. Look for a new job or explore career opportunities?

[VAR: NEWJOB12]

<u>RESPONSE</u>	<u>PUNCH</u>	<u>YEAR</u>														
		<u>1972-82</u>	<u>1982B</u>	<u>1983-87</u>	<u>1987B</u>	<u>1988-91</u>	<u>1993-98</u>	<u>2000</u>	<u>2002</u>	<u>2004</u>	<u>2006</u>	<u>2008</u>	<u>2010</u>	<u>2012</u>	<u>2014</u>	<u>ALL</u>
Yes	1	0	0	0	0	0	0	281	471	0	0	0	0	0	0	752
No	2	0	0	0	0	0	0	381	518	0	0	0	0	0	0	899
Don't know	8	0	0	0	0	0	0	0	1	0	0	0	0	0	0	1
No answer	9	0	0	0	0	0	0	80	94	0	0	0	0	0	0	174
Not applicable (SEE REMARKS)	IAP	13626	354	7542	353	5907	10334	2075	1681	2812	4510	2023	2044	1974	2538	57773

- L. Go to a chat room, news group, discussion forum, bulletin board, or similar interactive service to discuss political or social policy issues, current affairs, or political campaigns?

[VAR: CHAT12]

<u>RESPONSE</u>	<u>PUNCH</u>	<u>YEAR</u>														
		<u>1972-82</u>	<u>1982B</u>	<u>1983-87</u>	<u>1987B</u>	<u>1988-91</u>	<u>1993-98</u>	<u>2000</u>	<u>2002</u>	<u>2004</u>	<u>2006</u>	<u>2008</u>	<u>2010</u>	<u>2012</u>	<u>2014</u>	<u>ALL</u>
Yes	1	0	0	0	0	0	0	156	185	0	0	0	0	0	0	341
No	2	0	0	0	0	0	0	511	804	0	0	0	0	0	0	1315
Don't know	8	0	0	0	0	0	0	0	1	0	0	0	0	0	0	1
No answer	9	0	0	0	0	0	0	75	94	0	0	0	0	0	0	169
Not applicable (SEE REMARKS)	IAP	13626	354	7542	353	5907	10334	2075	1681	2812	4510	2023	2044	1974	2538	57773

- M. Go to a Web site to find information about political or social policy issues, current affairs, or political campaigns?

[VAR: POLINF12]

<u>RESPONSE</u>	<u>PUNCH</u>	<u>YEAR</u>														
		<u>1972-82</u>	<u>1982B</u>	<u>1983-87</u>	<u>1987B</u>	<u>1988-91</u>	<u>1993-98</u>	<u>2000</u>	<u>2002</u>	<u>2004</u>	<u>2006</u>	<u>2008</u>	<u>2010</u>	<u>2012</u>	<u>2014</u>	<u>ALL</u>
Yes	1	0	0	0	0	0	0	225	356	0	0	0	0	0	0	581
No	2	0	0	0	0	0	0	442	633	0	0	0	0	0	0	1075
Don't know	8	0	0	0	0	0	0	0	1	0	0	0	0	0	0	1
No answer	9	0	0	0	0	0	0	75	94	0	0	0	0	0	0	169
Not applicable (SEE REMARKS)	IAP	13626	354	7542	353	5907	10334	2075	1681	2812	4510	2023	2044	1974	2538	57773

REMARKS: In 2000, filter logic for the computer questions varied across versions of the survey. In Version 4, computer questions were asked of respondents who: 1) used a computer (COMPUSE=1) or Web-TV (WEBTV=1); and 2) ever used the Web (USEWWW=1); and 3) used the Web more than 0 minutes per week (WWWHR>0) or (WWWMIN>0). In Versions 5 and 6, computer questions were asked of respondents who: 1) used a computer (COMPUSE=1) or Web-TV (WEBTV=1); and 2) ever used the Web (USEWWW=1); and 3) used the Web at least 1 hour per week (WWWHR>=1). In Versions 1 and 2, computer questions were asked of respondents who: 1) used a computer (COMPUSE=1) or Web-TV (WEBTV=1); and 2) ever used the Web (USEWWW=1); and 3) used the Web at least 4 hours per week (WWWHR>=4).

781. In the past 12 months, have you used the Web to find out about or discuss?

A. The economy?

[VAR: ECON12]

<u>RESPONSE</u>	<u>PUNCH</u>	<u>YEAR</u>														
		<u>1972-82</u>	<u>1982B</u>	<u>1983-87</u>	<u>1987B</u>	<u>1988-91</u>	<u>1993-98</u>	<u>2000</u>	<u>2002</u>	<u>2004</u>	<u>2006</u>	<u>2008</u>	<u>2010</u>	<u>2012</u>	<u>2014</u>	<u>ALL</u>
Yes	1	0	0	0	0	0	0	119	150	0	0	0	0	0	0	269
No	2	0	0	0	0	0	0	161	159	0	0	0	0	0	0	320
No answer	9	0	0	0	0	0	0	84	45	0	0	0	0	0	0	129
Not applicable (SEE REMARKS)	IAP	13626	354	7542	353	5907	10334	2453	2411	2812	4510	2023	2044	1974	2538	58881

B. Abortion issues?

[VAR: ABORT12]

<u>RESPONSE</u>	<u>PUNCH</u>	<u>YEAR</u>														
		<u>1972-82</u>	<u>1982B</u>	<u>1983-87</u>	<u>1987B</u>	<u>1988-91</u>	<u>1993-98</u>	<u>2000</u>	<u>2002</u>	<u>2004</u>	<u>2006</u>	<u>2008</u>	<u>2010</u>	<u>2012</u>	<u>2014</u>	<u>ALL</u>
Yes	1	0	0	0	0	0	0	29	30	0	0	0	0	0	0	59
No	2	0	0	0	0	0	0	251	279	0	0	0	0	0	0	530
No answer	9	0	0	0	0	0	0	84	45	0	0	0	0	0	0	129
Not applicable (SEE REMARKS)	IAP	13626	354	7542	353	5907	10334	2453	2411	2812	4510	2023	2044	1974	2538	58881

C. Morality/family issues?

[VAR: MORAL12]

<u>RESPONSE</u>	<u>PUNCH</u>	<u>YEAR</u>														
		<u>1972-82</u>	<u>1982B</u>	<u>1983-87</u>	<u>1987B</u>	<u>1988-91</u>	<u>1993-98</u>	<u>2000</u>	<u>2002</u>	<u>2004</u>	<u>2006</u>	<u>2008</u>	<u>2010</u>	<u>2012</u>	<u>2014</u>	<u>ALL</u>
Yes	1	0	0	0	0	0	0	72	92	0	0	0	0	0	0	164
No	2	0	0	0	0	0	0	208	217	0	0	0	0	0	0	425
No answer	9	0	0	0	0	0	0	84	45	0	0	0	0	0	0	129
Not applicable (SEE REMARKS)	IAP	13626	354	7542	353	5907	10334	2453	2411	2812	4510	2023	2044	1974	2538	58881

D. Foreign affairs?

[VAR: FORAFF12]

<u>RESPONSE</u>	<u>PUNCH</u>	<u>YEAR</u>														
		<u>1972-82</u>	<u>1982B</u>	<u>1983-87</u>	<u>1987B</u>	<u>1988-91</u>	<u>1993-98</u>	<u>2000</u>	<u>2002</u>	<u>2004</u>	<u>2006</u>	<u>2008</u>	<u>2010</u>	<u>2012</u>	<u>2014</u>	<u>ALL</u>
Yes	1	0	0	0	0	0	0	115	177	0	0	0	0	0	0	292
No	2	0	0	0	0	0	0	165	132	0	0	0	0	0	0	297
No answer	9	0	0	0	0	0	0	84	45	0	0	0	0	0	0	129
Not applicable (SEE REMARKS)	IAP	13626	354	7542	353	5907	10334	2453	2411	2812	4510	2023	2044	1974	2538	58881

E. Race relations?

[VAR: RACREL12]

<u>RESPONSE</u>	<u>PUNCH</u>	<u>YEAR</u>														
		<u>1972-82</u>	<u>1982B</u>	<u>1983-87</u>	<u>1987B</u>	<u>1988-91</u>	<u>1993-98</u>	<u>2000</u>	<u>2002</u>	<u>2004</u>	<u>2006</u>	<u>2008</u>	<u>2010</u>	<u>2012</u>	<u>2014</u>	<u>ALL</u>
Yes	1	0	0	0	0	0	0	51	62	0	0	0	0	0	0	113
No	2	0	0	0	0	0	0	229	247	0	0	0	0	0	0	476
No answer	9	0	0	0	0	0	0	84	45	0	0	0	0	0	0	129
Not applicable (SEE REMARKS)	IAP	13626	354	7542	353	5907	10334	2453	2411	2812	4510	2023	2044	1974	2538	58881

F. Environmental issues?

[VAR: ENVIRO12]

<u>RESPONSE</u>	<u>PUNCH</u>	<u>YEAR</u>														
		<u>1972-82</u>	<u>1982B</u>	<u>1983-87</u>	<u>1987B</u>	<u>1988-91</u>	<u>1993-98</u>	<u>2000</u>	<u>2002</u>	<u>2004</u>	<u>2006</u>	<u>2008</u>	<u>2010</u>	<u>2012</u>	<u>2014</u>	<u>ALL</u>
Yes	1	0	0	0	0	0	0	110	139	0	0	0	0	0	0	249
No	2	0	0	0	0	0	0	169	170	0	0	0	0	0	0	339
No answer	9	0	0	0	0	0	0	85	45	0	0	0	0	0	0	130
Not applicable (SEE REMARKS)	IAP	13626	354	7542	353	5907	10334	2453	2411	2812	4510	2023	2044	1974	2538	58881

G. Political campaigns?

[VAR: POLCAM12]

<u>RESPONSE</u>	<u>PUNCH</u>	<u>YEAR</u>														
		<u>1972-82</u>	<u>1982B</u>	<u>1983-87</u>	<u>1987B</u>	<u>1988-91</u>	<u>1993-98</u>	<u>2000</u>	<u>2002</u>	<u>2004</u>	<u>2006</u>	<u>2008</u>	<u>2010</u>	<u>2012</u>	<u>2014</u>	<u>ALL</u>
Yes	1	0	0	0	0	0	0	129	132	0	0	0	0	0	0	261
No	2	0	0	0	0	0	0	151	177	0	0	0	0	0	0	328
No answer	9	0	0	0	0	0	0	84	45	0	0	0	0	0	0	129
Not applicable (SEE REMARKS)	IAP	13626	354	7542	353	5907	10334	2453	2411	2812	4510	2023	2044	1974	2538	58881

H. Gun control?

[VAR: GUN12]

<u>RESPONSE</u>	<u>PUNCH</u>	<u>YEAR</u>														
		<u>1972-82</u>	<u>1982B</u>	<u>1983-87</u>	<u>1987B</u>	<u>1988-91</u>	<u>1993-98</u>	<u>2000</u>	<u>2002</u>	<u>2004</u>	<u>2006</u>	<u>2008</u>	<u>2010</u>	<u>2012</u>	<u>2014</u>	<u>ALL</u>
Yes	1	0	0	0	0	0	0	60	58	0	0	0	0	0	0	118
No	2	0	0	0	0	0	0	220	251	0	0	0	0	0	0	471
No answer	9	0	0	0	0	0	0	84	45	0	0	0	0	0	0	129
Not applicable (SEE REMARKS)	IAP	13626	354	7542	353	5907	10334	2453	2411	2812	4510	2023	2044	1974	2538	58881

I. Taxes?

[VAR: TAXES12]

<u>RESPONSE</u>	<u>PUNCH</u>	<u>YEAR</u>														
		<u>1972-82</u>	<u>1982B</u>	<u>1983-87</u>	<u>1987B</u>	<u>1988-91</u>	<u>1993-98</u>	<u>2000</u>	<u>2002</u>	<u>2004</u>	<u>2006</u>	<u>2008</u>	<u>2010</u>	<u>2012</u>	<u>2014</u>	<u>ALL</u>
Yes	1	0	0	0	0	0	0	116	138	0	0	0	0	0	0	254
No	2	0	0	0	0	0	0	164	171	0	0	0	0	0	0	335
No answer	9	0	0	0	0	0	0	84	45	0	0	0	0	0	0	129
Not applicable (SEE REMARKS)	IAP	13626	354	7542	353	5907	10334	2453	2411	2812	4510	2023	2044	1974	2538	58881

J. Gender/women's issues?

[VAR: FE12]

<u>RESPONSE</u>	<u>PUNCH</u>	<u>YEAR</u>														
		<u>1972-82</u>	<u>1982B</u>	<u>1983-87</u>	<u>1987B</u>	<u>1988-91</u>	<u>1993-98</u>	<u>2000</u>	<u>2002</u>	<u>2004</u>	<u>2006</u>	<u>2008</u>	<u>2010</u>	<u>2012</u>	<u>2014</u>	<u>ALL</u>
Yes	1	0	0	0	0	0	0	87	109	0	0	0	0	0	0	196
No	2	0	0	0	0	0	0	193	200	0	0	0	0	0	0	393
No answer	9	0	0	0	0	0	0	84	45	0	0	0	0	0	0	129
Not applicable (SEE REMARKS)	IAP	13626	354	7542	353	5907	10334	2453	2411	2812	4510	2023	2044	1974	2538	58881

K. News headlines?

[VAR: NEWS12]

<u>RESPONSE</u>	<u>PUNCH</u>	<u>YEAR</u>														
		<u>1972-82</u>	<u>1982B</u>	<u>1983-87</u>	<u>1987B</u>	<u>1988-91</u>	<u>1993-98</u>	<u>2000</u>	<u>2002</u>	<u>2004</u>	<u>2006</u>	<u>2008</u>	<u>2010</u>	<u>2012</u>	<u>2014</u>	<u>ALL</u>
Yes	1	0	0	0	0	0	0	212	251	0	0	0	0	0	0	463
No	2	0	0	0	0	0	0	68	58	0	0	0	0	0	0	126
No answer	9	0	0	0	0	0	0	84	45	0	0	0	0	0	0	129
Not applicable (SEE REMARKS)	IAP	13626	354	7542	353	5907	10334	2453	2411	2812	4510	2023	2044	1974	2538	58881

REMARKS: In 2000, filter logic for the computer questions varied across versions of the survey. In Version 4, computer questions were asked of respondents who: 1) used a computer (COMPUSE=1) or Web-TV (WEBTV=1); and 2) ever used the Web (USEWWW=1); and 3) used the Web more than 0 minutes per week (WWWHR>0) or (WWWMIN>0). In Versions 5 and 6, computer questions were asked of respondents who: 1) used a computer (COMPUSE=1) or Web-TV (WEBTV=1); and 2) ever used the Web (USEWWW=1); and 3) used the Web at least 1 hour per week (WWWHR>=1). In Versions 1 and 2, computer questions were asked of respondents who: 1) used a computer (COMPUSE=1) or Web-TV (WEBTV=1); and 2) ever used the Web (USEWWW=1); and 3) used the Web at least 4 hours per week (WWWHR>=4).

782. Is it VERY TRUE for you, SOMEWHAT TRUE, or NOT TRUE that you:

HAND CARD FD

A. Visit political sites with points of view that you agree with?

[VAR: POLAGREE]

<u>RESPONSE</u>	<u>PUNCH</u>	<u>YEAR</u>														
		<u>1972-82</u>	<u>1982B</u>	<u>1983-87</u>	<u>1987B</u>	<u>1988-91</u>	<u>1993-98</u>	<u>2000</u>	<u>2002</u>	<u>2004</u>	<u>2006</u>	<u>2008</u>	<u>2010</u>	<u>2012</u>	<u>2014</u>	<u>ALL</u>
Very true	1	0	0	0	0	0	0	42	62	0	0	0	0	0	0	104
Somewhat true	2	0	0	0	0	0	0	103	108	0	0	0	0	0	0	211
Not true	3	0	0	0	0	0	0	124	138	0	0	0	0	0	0	262
Don't know	8	0	0	0	0	0	0	10	1	0	0	0	0	0	0	11
No answer	9	0	0	0	0	0	0	85	45	0	0	0	0	0	0	130
Not applicable (SEE REMARKS)	IAP	13626	354	7542	353	5907	10334	2453	2411	2812	4510	2023	2044	1974	2538	58881

B. Visit sites that provide information without promoting a particular political point of view?

[VAR: POLNEUTL]

<u>RESPONSE</u>	<u>PUNCH</u>	<u>YEAR</u>														
		<u>1972-82</u>	<u>1982B</u>	<u>1983-87</u>	<u>1987B</u>	<u>1988-91</u>	<u>1993-98</u>	<u>2000</u>	<u>2002</u>	<u>2004</u>	<u>2006</u>	<u>2008</u>	<u>2010</u>	<u>2012</u>	<u>2014</u>	<u>ALL</u>
Very true	1	0	0	0	0	0	0	85	96	0	0	0	0	0	0	181
Somewhat true	2	0	0	0	0	0	0	108	109	0	0	0	0	0	0	217
Not true	3	0	0	0	0	0	0	79	102	0	0	0	0	0	0	181
Don't know	8	0	0	0	0	0	0	7	2	0	0	0	0	0	0	9
No answer	9	0	0	0	0	0	0	85	45	0	0	0	0	0	0	130
Not applicable (SEE REMARKS)	IAP	13626	354	7542	353	5907	10334	2453	2411	2812	4510	2023	2044	1974	2538	58881

C. Visit sites that challenge your own opinions and provide different perspectives on political affairs?

[VAR: POLDSAGR]

RESPONSE	PUNCH	YEAR														
		1972-82	1982B	1983-87	1987B	1988-91	1993-98	2000	2002	2004	2006	2008	2010	2012	2014	ALL
Very true	1	0	0	0	0	0	0	70	80	0	0	0	0	0	0	150
Somewhat true	2	0	0	0	0	0	0	93	114	0	0	0	0	0	0	207
Not true	3	0	0	0	0	0	0	108	114	0	0	0	0	0	0	222
Don't know	8	0	0	0	0	0	0	8	1	0	0	0	0	0	0	9
No answer	9	0	0	0	0	0	0	85	45	0	0	0	0	0	0	130
Not applicable (SEE REMARKS)	IAP	13626	354	7542	353	5907	10334	2453	2411	2812	4510	2023	2044	1974	2538	58881

REMARKS: Hand Card FD contained response options 1-3. In 2000, filter logic for the computer questions varied across versions of the survey. In Version 4, computer questions were asked of respondents who: 1) used a computer (COMPUSE=1) or Web-TV (WEBTV=1); and 2) ever used the Web (USEWWW=1); and 3) used the Web more than 0 minutes per week (WWWHR>0) or (WWWMIN>0). In Versions 5 and 6, computer questions were asked of respondents who: 1) used a computer (COMPUSE=1) or Web-TV (WEBTV=1); and 2) ever used the Web (USEWWW=1); and 3) used the Web at least 1 hour per week (WWWHR>=1). In Versions 1 and 2, computer questions were asked of respondents who: 1) used a computer (COMPUSE=1) or Web-TV (WEBTV=1); and 2) ever used the Web (USEWWW=1); and 3) used the Web at least 4 hours per week (WWWHR>=4).

783. Have you ever taken any of the following actions because of something you learned about or discussed on the Web?

A. Signed a petition?

[VAR: PETITION]

RESPONSE	PUNCH	YEAR														
		1972-82	1982B	1983-87	1987B	1988-91	1993-98	2000	2002	2004	2006	2008	2010	2012	2014	ALL
Yes	1	0	0	0	0	0	0	59	91	0	0	0	0	0	0	150
No	2	0	0	0	0	0	0	221	217	0	0	0	0	0	0	438
Don't know	8	0	0	0	0	0	0	0	1	0	0	0	0	0	0	1
No answer	9	0	0	0	0	0	0	84	45	0	0	0	0	0	0	129
Not applicable (SEE REMARKS)	IAP	13626	354	7542	353	5907	10334	2453	2411	2812	4510	2023	2044	1974	2538	58881

B. Contacted a senator, congressman or other elected official to express an opinion?

[VAR: CONTACT]

<u>RESPONSE</u>	<u>PUNCH</u>	<u>YEAR</u>														
		<u>1972-82</u>	<u>1982B</u>	<u>1983-87</u>	<u>1987B</u>	<u>1988-91</u>	<u>1993-98</u>	<u>2000</u>	<u>2002</u>	<u>2004</u>	<u>2006</u>	<u>2008</u>	<u>2010</u>	<u>2012</u>	<u>2014</u>	<u>ALL</u>
Yes	1	0	0	0	0	0	0	75	104	0	0	0	0	0	0	179
No	2	0	0	0	0	0	0	205	205	0	0	0	0	0	0	410
No answer	9	0	0	0	0	0	0	84	45	0	0	0	0	0	0	129
Not applicable (SEE REMARKS)	IAP	13626	354	7542	353	5907	10334	2453	2411	2812	4510	2023	2044	1974	2538	58881

C. Attended a political meeting or demonstration?

[VAR: MEETING]

<u>RESPONSE</u>	<u>PUNCH</u>	<u>YEAR</u>														
		<u>1972-82</u>	<u>1982B</u>	<u>1983-87</u>	<u>1987B</u>	<u>1988-91</u>	<u>1993-98</u>	<u>2000</u>	<u>2002</u>	<u>2004</u>	<u>2006</u>	<u>2008</u>	<u>2010</u>	<u>2012</u>	<u>2014</u>	<u>ALL</u>
Yes	1	0	0	0	0	0	0	26	46	0	0	0	0	0	0	72
No	2	0	0	0	0	0	0	253	263	0	0	0	0	0	0	516
No answer	9	0	0	0	0	0	0	85	45	0	0	0	0	0	0	130
Not applicable (SEE REMARKS)	IAP	13626	354	7542	353	5907	10334	2453	2411	2812	4510	2023	2044	1974	2538	58881

D. Made a decision to vote for a political candidate?

[VAR: VOTEFOR]

<u>RESPONSE</u>	<u>PUNCH</u>	<u>YEAR</u>													
		<u>1972-82</u>	<u>1982B</u>	<u>1983-87</u>	<u>1987B</u>	<u>1988-91</u>	<u>1993-98</u>	<u>2000</u>	<u>2002</u>	<u>2004</u>	<u>2006</u>	<u>2008</u>	<u>2010</u>	<u>2012</u>	<u>2014</u>
Yes	1	0	0	0	0	0	0	0	84	0	0	0	0	0	84
No	2	0	0	0	0	0	0	0	224	0	0	0	0	0	224
Don't know	8	0	0	0	0	0	0	0	1	0	0	0	0	0	1
No answer	9	0	0	0	0	0	0	0	45	0	0	0	0	0	45
Not applicable (Punch 2	IAP	13626	354	7542	353	5907	10334	2817	2411	2812	4510	2023	2044	1974	59245

REMARKS:

In 2000, filter logic for the computer questions varied across versions of the survey. In Version 4, computer questions were asked of respondents who: 1) used a computer (COMPUSE=1) or Web-TV (WEBTV=1); and 2) ever used the Web (USEWWW=1); and 3) used the Web more than 0 minutes per week (WWWHR>0) or (WWWMIN>0). In Versions 5 and 6, computer questions were asked of respondents who: 1) used a computer (COMPUSE=1) or Web-TV (WEBTV=1); and 2) ever used the Web (USEWWW=1); and 3) used the Web at least 1 hour per week (WWWHR>=1). In Versions 1 and 2, computer questions were asked of respondents who: 1) used a computer (COMPUSE=1) or Web-TV (WEBTV=1); and 2) ever used the Web (USEWWW=1); and 3) used the Web at least 4 hours per week (WWWHR>=4).

784. Now I would like you to think about the last time you used the Web to get information or exchange views about a political or social-policy issue, current affairs, or a political campaign.

A. Thinking back to this occasion, did you learn anything new about the issue or campaign?

[VAR: POLNEW]

<u>RESPONSE</u>	<u>PUNCH</u>	<u>YEAR</u>														
		<u>1972-82</u>	<u>1982B</u>	<u>1983-87</u>	<u>1987B</u>	<u>1988-91</u>	<u>1993-98</u>	<u>2000</u>	<u>2002</u>	<u>2004</u>	<u>2006</u>	<u>2008</u>	<u>2010</u>	<u>2012</u>	<u>2014</u>	<u>ALL</u>
Yes	1	0	0	0	0	0	0	130	169	0	0	0	0	0	0	299
No	2	0	0	0	0	0	0	116	137	0	0	0	0	0	0	253
Can't recall (Go To POLFORMS)	8	0	0	0	0	0	0	31	3	0	0	0	0	0	0	34
No answer	9	0	0	0	0	0	0	87	45	0	0	0	0	0	0	132
Not applicable (SEE REMARKS)	IAP	13626	354	7542	353	5907	10334	2453	2411	2812	4510	2023	2044	1974	2538	58881

B. Did your Web experience change your view in any way?

[VAR: POLCHNGE]

<u>RESPONSE</u>	<u>PUNCH</u>	<u>YEAR</u>														
		<u>1972-82</u>	<u>1982B</u>	<u>1983-87</u>	<u>1987B</u>	<u>1988-91</u>	<u>1993-98</u>	<u>2000</u>	<u>2002</u>	<u>2004</u>	<u>2006</u>	<u>2008</u>	<u>2010</u>	<u>2012</u>	<u>2014</u>	<u>ALL</u>
Yes	1	0	0	0	0	0	0	54	90	0	0	0	0	0	0	144
No	2	0	0	0	0	0	0	184	215	0	0	0	0	0	0	399
Don't know	8	0	0	0	0	0	0	1	1	0	0	0	0	0	0	2
No answer	9	0	0	0	0	0	0	94	45	0	0	0	0	0	0	139
Not applicable (SEE REMARKS)	IAP	13626	354	7542	353	5907	10334	2484	2414	2812	4510	2023	2044	1974	2538	58915

REMARKS: In 2000, filter logic for the computer questions varied across versions of the survey. In Version 4, computer questions were asked of respondents who: 1) used a computer (COMPUSE=1) or Web-TV (WEBTV=1); and 2) ever used the Web (USEWWW=1); and 3) used the Web more than 0 minutes per week (WWWHR>0) or (WWWMIN>0). In Versions 5 and 6, computer questions were asked of respondents who: 1) used a computer (COMPUSE=1) or Web-TV (WEBTV=1); and 2) ever used the Web (USEWWW=1); and 3) used the Web at least 1 hour per week (WWWHR>=1). In Versions 1 and 2, computer questions were asked of respondents who: 1) used a computer (COMPUSE=1) or Web-TV (WEBTV=1); and 2) ever used the Web (USEWWW=1); and 3) used the Web at least 4 hours per week (WWWHR>=4).

785. In general, when you visit Web sites devoted to political or social policy issues, current affairs, or political campaigns, is it VERY TRUE for you, SOMEWHAT TRUE, or NOT TRUE that:

HAND CARD FE

A. Visiting such Web sites helps you form an opinion on issues about which you are undecided?

[VAR: POLFORMS]

RESPONSE	PUNCH	YEAR														
		<u>1972-82</u>	<u>1982B</u>	<u>1983-87</u>	<u>1987B</u>	<u>1988-91</u>	<u>1993-98</u>	<u>2000</u>	<u>2002</u>	<u>2004</u>	<u>2006</u>	<u>2008</u>	<u>2010</u>	<u>2012</u>	<u>2014</u>	<u>ALL</u>
Very true	1	0	0	0	0	0	0	42	47	0	0	0	0	0	0	89
Somewhat true	2	0	0	0	0	0	0	152	168	0	0	0	0	0	0	320
Not true	3	0	0	0	0	0	0	72	90	0	0	0	0	0	0	162
Don't know	8	0	0	0	0	0	0	9	3	0	0	0	0	0	0	12
No answer	9	0	0	0	0	0	0	89	46	0	0	0	0	0	0	135
Not applicable (SEE REMARKS)	IAP	13626	354	7542	353	5907	10334	2453	2411	2812	4510	2023	2044	1974	2538	58881

B. Visiting such sites tends to strengthen or confirm the opinions you already hold?

[VAR: POLCONF]

RESPONSE	PUNCH	YEAR														
		<u>1972-82</u>	<u>1982B</u>	<u>1983-87</u>	<u>1987B</u>	<u>1988-91</u>	<u>1993-98</u>	<u>2000</u>	<u>2002</u>	<u>2004</u>	<u>2006</u>	<u>2008</u>	<u>2010</u>	<u>2012</u>	<u>2014</u>	<u>ALL</u>
Very true	1	0	0	0	0	0	0	56	60	0	0	0	0	0	0	116
Somewhat true	2	0	0	0	0	0	0	139	174	0	0	0	0	0	0	313
Not true	3	0	0	0	0	0	0	70	69	0	0	0	0	0	0	139
Don't know	8	0	0	0	0	0	0	10	5	0	0	0	0	0	0	15
No answer	9	0	0	0	0	0	0	89	46	0	0	0	0	0	0	135
Not applicable (SEE REMARKS)	IAP	13626	354	7542	353	5907	10334	2453	2411	2812	4510	2023	2044	1974	2538	58881

C. Visiting such sites leads you to change your mind on issues?

[VAR: POLALTER]

<u>RESPONSE</u>	<u>PUNCH</u>	<u>YEAR</u>														
		<u>1972-82</u>	<u>1982B</u>	<u>1983-87</u>	<u>1987B</u>	<u>1988-91</u>	<u>1993-98</u>	<u>2000</u>	<u>2002</u>	<u>2004</u>	<u>2006</u>	<u>2008</u>	<u>2010</u>	<u>2012</u>	<u>2014</u>	<u>ALL</u>
Very true	1	0	0	0	0	0	0	14	11	0	0	0	0	0	0	25
Somewhat true	2	0	0	0	0	0	0	103	116	0	0	0	0	0	0	219
Not true	3	0	0	0	0	0	0	148	177	0	0	0	0	0	0	325
Don't know	8	0	0	0	0	0	0	10	4	0	0	0	0	0	0	14
No answer	9	0	0	0	0	0	0	89	46	0	0	0	0	0	0	135
Not applicable (SEE REMARKS)	IAP	13626	354	7542	353	5907	10334	2453	2411	2812	4510	2023	2044	1974	2538	58881

D. After visiting such sites, you believe that issues are more complicated than you had previously thought?

[VAR: POLTOUGH]

<u>RESPONSE</u>	<u>PUNCH</u>	<u>YEAR</u>														
		<u>1972-82</u>	<u>1982B</u>	<u>1983-87</u>	<u>1987B</u>	<u>1988-91</u>	<u>1993-98</u>	<u>2000</u>	<u>2002</u>	<u>2004</u>	<u>2006</u>	<u>2008</u>	<u>2010</u>	<u>2012</u>	<u>2014</u>	<u>ALL</u>
Very true	1	0	0	0	0	0	0	52	66	0	0	0	0	0	0	118
Somewhat true	2	0	0	0	0	0	0	106	146	0	0	0	0	0	0	252
Not true	3	0	0	0	0	0	0	108	91	0	0	0	0	0	0	199
Don't know	8	0	0	0	0	0	0	9	4	0	0	0	0	0	0	13
No answer	9	0	0	0	0	0	0	89	47	0	0	0	0	0	0	136
Not applicable (SEE REMARKS)	IAP	13626	354	7542	353	5907	10334	2453	2411	2812	4510	2023	2044	1974	2538	58881

REMARKS: Hand Card FE contained response options 1-3. In 2000, filter logic for the computer questions varied across versions of the survey. In Version 4, computer questions were asked of respondents who: 1) used a computer (COMPUSE=1) or Web-TV (WEBTV=1); and 2) ever used the Web (USEWWW=1); and 3) used the Web more than 0 minutes per week (WWWHR>0) or (WWWMIN>0). In Versions 5 and 6, computer questions were asked of respondents who: 1) used a computer (COMPUSE=1) or Web-TV (WEBTV=1); and 2) ever used the Web (USEWWW=1); and 3) used the Web at least 1 hour per week (WWWHR>=1). In Versions 1 and 2, computer questions were asked of respondents who: 1) used a computer (COMPUSE=1) or Web-TV (WEBTV=1); and 2) ever used the Web (USEWWW=1); and 3) used the Web at least 4 hours per week (WWWHR>=4).

786. In a typical month, about how many minutes or hours do you use the Web to explore sites that have to do with music, film, the visual arts, dance, theater, museums, literature or related topics?

A. Minutes per month?

[VAR: ARTSMIN]

<u>RESPONSE</u>	<u>PUNCH</u>	<u>YEAR</u>														
		<u>1972-82</u>	<u>1982B</u>	<u>1983-87</u>	<u>1987B</u>	<u>1988-91</u>	<u>1993-98</u>	<u>2000</u>	<u>2002</u>	<u>2004</u>	<u>2006</u>	<u>2008</u>	<u>2010</u>	<u>2012</u>	<u>2014</u>	<u>ALL</u>
Zero Minutes (GO TO ARTSCHAT)	0	0	0	0	0	0	0	551	562	0	0	0	0	0	0	1113
1-14	1-14	0	0	0	0	0	0	15	23	0	0	0	0	0	0	38
15-29	15-29	0	0	0	0	0	0	36	32	0	0	0	0	0	0	68
30-44	30-44	0	0	0	0	0	0	59	57	0	0	0	0	0	0	116
45-59	45-59	0	0	0	0	0	0	4	1	0	0	0	0	0	0	5
Don't know	98	0	0	0	0	0	0	3	1	0	0	0	0	0	0	4
No answer	99	0	0	0	0	0	0	74	46	0	0	0	0	0	0	120
Not applicable (SEE REMARKS)	IAP	13626	354	7542	353	5907	10334	2075	2043	2812	4510	2023	2044	1974	2538	58135

B. Hours per month?

[VAR: ARTSHR]

RESPONSE	PUNCH	YEAR														ALL
		1972-82	1982B	1983-87	1987B	1988-91	1993-98	2000	2002	2004	2006	2008	2010	2012	2014	
Zero Hours	0	0	0	0	0	0	0	373	359	0	0	0	0	0	0	732
1	1	0	0	0	0	0	0	89	98	0	0	0	0	0	0	187
2	2	0	0	0	0	0	0	58	59	0	0	0	0	0	0	117
3	3	0	0	0	0	0	0	24	38	0	0	0	0	0	0	62
4	4	0	0	0	0	0	0	17	13	0	0	0	0	0	0	30
5-9	5-9	0	0	0	0	0	0	48	55	0	0	0	0	0	0	103
10-997	10-997	0	0	0	0	0	0	54	53	0	0	0	0	0	0	107
Don't know	998	0	0	0	0	0	0	3	1	0	0	0	0	0	0	4
No answer	999	0	0	0	0	0	0	76	46	0	0	0	0	0	0	122
Not applicable (SEE REMARKS)	IAP	13626	354	7542	353	5907	10334	2075	2043	2812	4510	2023	2044	1974	2538	58135

REMARKS: In 2000, filter logic for the computer questions varied across versions of the survey. In Version 4, computer questions were asked of respondents who: 1) used a computer (COMPUSE=1) or Web-TV (WEBTV=1); and 2) ever used the Web (USEWWW=1); and 3) used the Web more than 0 minutes per week (WWWHR>0) or (WWWMIN>0). In Versions 5 and 6, computer questions were asked of respondents who: 1) used a computer (COMPUSE=1) or Web-TV (WEBTV=1); and 2) ever used the Web (USEWWW=1); and 3) used the Web at least 1 hour per week (WWWHR>=1). In Versions 1 and 2, computer questions were asked of respondents who: 1) used a computer (COMPUSE=1) or Web-TV (WEBTV=1); and 2) ever used the Web (USEWWW=1); and 3) used the Web at least 4 hours per week (WWWHR>=4). Responses were collapsed for purposes of display.

787. Considering all these arts topics, do you participate in chat rooms, Usenet groups, discussion forums, bulletin boards, or similar interactive services devoted to these topics?

[VAR: ARTSCHAT]

RESPONSE	PUNCH	YEAR														
		1972-82	1982B	1983-87	1987B	1988-91	1993-98	2000	2002	2004	2006	2008	2010	2012	2014	ALL
Yes	1	0	0	0	0	0	0	72	67	0	0	0	0	0	0	139
No (GO TO WWWPERSN)	2	0	0	0	0	0	0	587	609	0	0	0	0	0	0	1196
No answer	9	0	0	0	0	0	0	83	46	0	0	0	0	0	0	129
Not applicable (SEE REMARKS)	IAP	13626	354	7542	353	5907	10334	2075	2043	2812	4510	2023	2044	1974	2538	58135

REMARKS: In 2000, filter logic for the computer questions varied across versions of the survey. In Version 4, computer questions were asked of respondents who: 1) used a computer (COMPUSE=1) or Web-TV (WEBTV=1); and 2) ever used the Web (USEWWW=1); and 3) used the Web more than 0 minutes per week (WWWHR>0) or (WWWMIN>0). In Versions 5 and 6, computer questions were asked of respondents who: 1) used a computer (COMPUSE=1) or Web-TV (WEBTV=1); and 2) ever used the Web (USEWWW=1); and 3) used the Web at least 1 hour per week (WWWHR>=1). In Versions 1 and 2, computer questions were asked of respondents who: 1) used a computer (COMPUSE=1) or Web-TV (WEBTV=1); and 2) ever used the Web (USEWWW=1); and 3) used the Web at least 4 hours per week (WWWHR>=4).

[IF ARTSMIN or ARTSHR Is 0 OR NONE and ARTSCHAT is no, GO to WWWLIT. Otherwise GO To ARTSNEW.]

788. Now I would like you to think about the last time you used the Web to get information or exchange views about music, film, the visual arts, dance, theater, museums, literature, or related topics.

A. On that occasion, did you come across or learn about anything new with regard to any of these topics?

[VAR: ARTSNEW]

RESPONSE	PUNCH	YEAR														
		1972-82	1982B	1983-87	1987B	1988-91	1993-98	2000	2002	2004	2006	2008	2010	2012	2014	ALL
Yes	1	0	0	0	0	0	0	213	239	0	0	0	0	0	0	452
No	2	0	0	0	0	0	0	131	196	0	0	0	0	0	0	327
Can't recall (GO TO WWWMUSIC)	8	0	0	0	0	0	0	30	0	0	0	0	0	0	0	30
No answer	9	0	0	0	0	0	0	118	46	0	0	0	0	0	0	164
Not applicable (SEE REMARKS)	IAP	13626	354	7542	353	5907	10334	2325	2284	2812	4510	2023	2044	1974	2538	58626

B. Did your Web experience change your tastes or opinions in any way?

[VAR: ARTSCHNG]

<u>RESPONSE</u>	<u>PUNCH</u>	<u>YEAR</u>														
		<u>1972-82</u>	<u>1982B</u>	<u>1983-87</u>	<u>1987B</u>	<u>1988-91</u>	<u>1993-98</u>	<u>2000</u>	<u>2002</u>	<u>2004</u>	<u>2006</u>	<u>2008</u>	<u>2010</u>	<u>2012</u>	<u>2014</u>	<u>ALL</u>
Yes	1	0	0	0	0	0	0	61	73	0	0	0	0	0	0	134
No (Go to WWWART)	2	0	0	0	0	0	0	278	360	0	0	0	0	0	0	638
Don't know	8	0	0	0	0	0	0	0	2	0	0	0	0	0	0	2
No answer	9	0	0	0	0	0	0	123	46	0	0	0	0	0	0	169
Not applicable (SEE REMARKS)	IAP	13626	354	7542	353	5907	10334	2355	2284	2812	4510	2023	2044	1974	2538	58656

REMARKS: In 2000, filter logic for the computer questions varied across versions of the survey. In Version 4, computer questions were asked of respondents who: 1) used a computer (COMPUSE=1) or Web-TV (WEBTV=1); and 2) ever used the Web (USEWWW=1); and 3) used the Web more than 0 minutes per week (WWWHR>0) or (WWWMIN>0). In Versions 5 and 6, computer questions were asked of respondents who: 1) used a computer (COMPUSE=1) or Web-TV (WEBTV=1); and 2) ever used the Web (USEWWW=1); and 3) used the Web at least 1 hour per week (WWWHR>=1). In Versions 1 and 2, computer questions were asked of respondents who: 1) used a computer (COMPUSE=1) or Web-TV (WEBTV=1); and 2) ever used the Web (USEWWW=1); and 3) used the Web at least 4 hours per week (WWWHR>=4).

789. A. Do you ever use the Web to learn about, listen to, or discuss topics related to any kind of music?

[VAR: WWWMUSIC]

<u>RESPONSE</u>	<u>PUNCH</u>	<u>YEAR</u>														
		<u>1972-82</u>	<u>1982B</u>	<u>1983-87</u>	<u>1987B</u>	<u>1988-91</u>	<u>1993-98</u>	<u>2000</u>	<u>2002</u>	<u>2004</u>	<u>2006</u>	<u>2008</u>	<u>2010</u>	<u>2012</u>	<u>2014</u>	<u>ALL</u>
Yes	1	0	0	0	0	0	0	206	227	0	0	0	0	0	0	433
No (GO TO WWWART)	2	0	0	0	0	0	0	172	208	0	0	0	0	0	0	380
No answer	9	0	0	0	0	0	0	113	46	0	0	0	0	0	0	159
Not applicable (SEE REMARKS)	IAP	13626	354	7542	353	5907	10334	2326	2284	2812	4510	2023	2044	1974	2538	58627

In terms of music, have you ever:

B. Used the Web to get information about a band, individual performer, orchestra, or other group?

[VAR: MUSICINF]

<u>RESPONSE</u>	<u>PUNCH</u>	<u>YEAR</u>														
		<u>1972-82</u>	<u>1982B</u>	<u>1983-87</u>	<u>1987B</u>	<u>1988-91</u>	<u>1993-98</u>	<u>2000</u>	<u>2002</u>	<u>2004</u>	<u>2006</u>	<u>2008</u>	<u>2010</u>	<u>2012</u>	<u>2014</u>	<u>ALL</u>
Yes	1	0	0	0	0	0	0	175	200	0	0	0	0	0	0	375
No	2	0	0	0	0	0	0	30	27	0	0	0	0	0	0	57
No answer	9	0	0	0	0	0	0	114	46	0	0	0	0	0	0	160
Not applicable (SEE REMARKS)	IAP	13626	354	7542	353	5907	10334	2498	2492	2812	4510	2023	2044	1974	2538	59007

C. Used the Web to download a musical sound recording to your own computer?

[VAR: MUSICGET]

<u>RESPONSE</u>	<u>PUNCH</u>	<u>YEAR</u>														
		<u>1972-82</u>	<u>1982B</u>	<u>1983-87</u>	<u>1987B</u>	<u>1988-91</u>	<u>1993-98</u>	<u>2000</u>	<u>2002</u>	<u>2004</u>	<u>2006</u>	<u>2008</u>	<u>2010</u>	<u>2012</u>	<u>2014</u>	<u>ALL</u>
Yes	1	0	0	0	0	0	0	118	137	0	0	0	0	0	0	255
No	2	0	0	0	0	0	0	88	90	0	0	0	0	0	0	178
No answer	9	0	0	0	0	0	0	113	46	0	0	0	0	0	0	159
Not applicable (SEE REMARKS)	IAP	13626	354	7542	353	5907	10334	2498	2492	2812	4510	2023	2044	1974	2538	59007

D. Used the Web to listen to an online radio broadcast or view a music video?

[VAR: MUSICLST]

<u>RESPONSE</u>	<u>PUNCH</u>	<u>YEAR</u>														
		<u>1972-82</u>	<u>1982B</u>	<u>1983-87</u>	<u>1987B</u>	<u>1988-91</u>	<u>1993-98</u>	<u>2000</u>	<u>2002</u>	<u>2004</u>	<u>2006</u>	<u>2008</u>	<u>2010</u>	<u>2012</u>	<u>2014</u>	<u>ALL</u>
Yes	1	0	0	0	0	0	0	120	161	0	0	0	0	0	0	281
No	2	0	0	0	0	0	0	86	66	0	0	0	0	0	0	152
No answer	9	0	0	0	0	0	0	113	46	0	0	0	0	0	0	159
Not applicable (SEE REMARKS)	IAP	13626	354	7542	353	5907	10334	2498	2492	2812	4510	2023	2044	1974	2538	59007

E. Purchased a recording as a result of hearing it on the Web?

[VAR: MUSICBUY]

<u>RESPONSE</u>	<u>PUNCH</u>	<u>YEAR</u>														
		<u>1972-82</u>	<u>1982B</u>	<u>1983-87</u>	<u>1987B</u>	<u>1988-91</u>	<u>1993-98</u>	<u>2000</u>	<u>2002</u>	<u>2004</u>	<u>2006</u>	<u>2008</u>	<u>2010</u>	<u>2012</u>	<u>2014</u>	<u>ALL</u>
Yes	1	0	0	0	0	0	0	75	100	0	0	0	0	0	0	175
No	2	0	0	0	0	0	0	131	127	0	0	0	0	0	0	258
No answer	9	0	0	0	0	0	0	113	46	0	0	0	0	0	0	159
Not applicable (SEE REMARKS)	IAP	13626	354	7542	353	5907	10334	2498	2492	2812	4510	2023	2044	1974	2538	59007

REMARKS: In 2000, filter logic for the computer questions varied across versions of the survey. In Version 4, computer questions were asked of respondents who: 1) used a computer (COMPUSE=1) or Web-TV (WEBTV=1); and 2) ever used the Web (USEWWW=1); and 3) used the Web more than 0 minutes per week (WWWHR>0) or (WWWMIN>0). In Versions 5 and 6, computer questions were asked of respondents who: 1) used a computer (COMPUSE=1) or Web-TV (WEBTV=1); and 2) ever used the Web (USEWWW=1); and 3) used the Web at least 1 hour per week (WWWHR>=1). In Versions 1 and 2, computer questions were asked of respondents who: 1) used a computer (COMPUSE=1) or Web-TV (WEBTV=1); and 2) ever used the Web (USEWWW=1); and 3) used the Web at least 4 hours per week (WWWHR>=4).

790. In the last month, how many times have you used the Web to learn about or listen to the following kinds of music?

HAND CARD FF

A. Classical or chamber music?

[VAR: WWWCLASS]

RESPONSE	PUNCH	YEAR														
		1972-82	1982B	1983-87	1987B	1988-91	1993-98	2000	2002	2004	2006	2008	2010	2012	2014	ALL
Never	1	0	0	0	0	0	0	142	0	0	0	0	0	0	0	142
1-2 times	2	0	0	0	0	0	0	42	0	0	0	0	0	0	0	42
More than 2 times	3	0	0	0	0	0	0	22	0	0	0	0	0	0	0	22
No answer	9	0	0	0	0	0	0	113	0	0	0	0	0	0	0	113
Not applicable (SEE REMARKS)	IAP	13626	354	7542	353	5907	10334	2498	2765	2812	4510	2023	2044	1974	2538	59280

B. Country?

[VAR: WWWCNTRY]

RESPONSE	PUNCH	YEAR														
		1972-82	1982B	1983-87	1987B	1988-91	1993-98	2000	2002	2004	2006	2008	2010	2012	2014	ALL
Never	1	0	0	0	0	0	0	140	0	0	0	0	0	0	0	140
1-2 times	2	0	0	0	0	0	0	43	0	0	0	0	0	0	0	43
More than 2 times	3	0	0	0	0	0	0	23	0	0	0	0	0	0	0	23
No answer	9	0	0	0	0	0	0	113	0	0	0	0	0	0	0	113
Not applicable (SEE REMARKS)	IAP	13626	354	7542	353	5907	10334	2498	2765	2812	4510	2023	2044	1974	2538	59280

C. Gothic or Industrial?

[VAR: WWWGTHIC]

RESPONSE	PUNCH	YEAR														
		1972-82	1982B	1983-87	1987B	1988-91	1993-98	2000	2002	2004	2006	2008	2010	2012	2014	ALL
Never	1	0	0	0	0	0	0	185	0	0	0	0	0	0	0	185
1-2 times	2	0	0	0	0	0	0	15	0	0	0	0	0	0	0	15
More than 2 times	3	0	0	0	0	0	0	6	0	0	0	0	0	0	0	6
No answer	9	0	0	0	0	0	0	113	0	0	0	0	0	0	0	113
Not applicable (SEE REMARKS)	IAP	13626	354	7542	353	5907	10334	2498	2765	2812	4510	2023	2044	1974	2538	59280

D. Jazz?

[VAR: WWWJAZZ]

<u>RESPONSE</u>	<u>PUNCH</u>	<u>YEAR</u>														
		<u>1972-82</u>	<u>1982B</u>	<u>1983-87</u>	<u>1987B</u>	<u>1988-91</u>	<u>1993-98</u>	<u>2000</u>	<u>2002</u>	<u>2004</u>	<u>2006</u>	<u>2008</u>	<u>2010</u>	<u>2012</u>	<u>2014</u>	<u>ALL</u>
Never	1	0	0	0	0	0	0	111	0	0	0	0	0	0	0	111
1-2 times	2	0	0	0	0	0	0	69	0	0	0	0	0	0	0	69
More than 2 times	3	0	0	0	0	0	0	26	0	0	0	0	0	0	0	26
No answer	9	0	0	0	0	0	0	113	0	0	0	0	0	0	0	113
Not applicable (SEE REMARKS)	IAP	13626	354	7542	353	5907	10334	2498	2765	2812	4510	2023	2044	1974	2538	59280

E. Oldies?

[VAR: WWWOLDIE]

<u>RESPONSE</u>	<u>PUNCH</u>	<u>YEAR</u>														
		<u>1972-82</u>	<u>1982B</u>	<u>1983-87</u>	<u>1987B</u>	<u>1988-91</u>	<u>1993-98</u>	<u>2000</u>	<u>2002</u>	<u>2004</u>	<u>2006</u>	<u>2008</u>	<u>2010</u>	<u>2012</u>	<u>2014</u>	<u>ALL</u>
Never	1	0	0	0	0	0	0	109	0	0	0	0	0	0	0	109
1-2 times	2	0	0	0	0	0	0	58	0	0	0	0	0	0	0	58
More than 2 times	3	0	0	0	0	0	0	39	0	0	0	0	0	0	0	39
No answer	9	0	0	0	0	0	0	113	0	0	0	0	0	0	0	113
Not applicable (SEE REMARKS)	IAP	13626	354	7542	353	5907	10334	2498	2765	2812	4510	2023	2044	1974	2538	59280

F. Rap/Hip-Hop?

[VAR: WWWRAP]

<u>RESPONSE</u>	<u>PUNCH</u>	<u>YEAR</u>														
		<u>1972-82</u>	<u>1982B</u>	<u>1983-87</u>	<u>1987B</u>	<u>1988-91</u>	<u>1993-98</u>	<u>2000</u>	<u>2002</u>	<u>2004</u>	<u>2006</u>	<u>2008</u>	<u>2010</u>	<u>2012</u>	<u>2014</u>	<u>ALL</u>
Never	1	0	0	0	0	0	0	139	0	0	0	0	0	0	0	139
1-2 times	2	0	0	0	0	0	0	36	0	0	0	0	0	0	0	36
More than 2 times	3	0	0	0	0	0	0	30	0	0	0	0	0	0	0	30
No answer	9	0	0	0	0	0	0	114	0	0	0	0	0	0	0	114
Not applicable (SEE REMARKS)	IAP	13626	354	7542	353	5907	10334	2498	2765	2812	4510	2023	2044	1974	2538	59280

G. Religious?

[VAR: WWWRELIG]

RESPONSE	PUNCH	YEAR														
		1972-82	1982B	1983-87	1987B	1988-91	1993-98	2000	2002	2004	2006	2008	2010	2012	2014	ALL
Never	1	0	0	0	0	0	0	154	0	0	0	0	0	0	0	154
1-2 times	2	0	0	0	0	0	0	27	0	0	0	0	0	0	0	27
More than 2 times	3	0	0	0	0	0	0	25	0	0	0	0	0	0	0	25
No answer	9	0	0	0	0	0	0	113	0	0	0	0	0	0	0	113
Not applicable (SEE REMARKS)	IAP	13626	354	7542	353	5907	10334	2498	2765	2812	4510	2023	2044	1974	2538	59280

H. Rock?

[VAR: WWWROCK]

RESPONSE	PUNCH	YEAR														
		1972-82	1982B	1983-87	1987B	1988-91	1993-98	2000	2002	2004	2006	2008	2010	2012	2014	ALL
Never	1	0	0	0	0	0	0	61	0	0	0	0	0	0	0	61
1-2 times	2	0	0	0	0	0	0	77	0	0	0	0	0	0	0	77
More than 2 times	3	0	0	0	0	0	0	68	0	0	0	0	0	0	0	68
No answer	9	0	0	0	0	0	0	113	0	0	0	0	0	0	0	113
Not applicable (SEE REMARKS)	IAP	13626	354	7542	353	5907	10334	2498	2765	2812	4510	2023	2044	1974	2538	59280

I. World Music?

[VAR: WWWWORLD]

RESPONSE	PUNCH	YEAR														
		1972-82	1982B	1983-87	1987B	1988-91	1993-98	2000	2002	2004	2006	2008	2010	2012	2014	ALL
Never	1	0	0	0	0	0	0	136	0	0	0	0	0	0	0	136
1-2 times	2	0	0	0	0	0	0	45	0	0	0	0	0	0	0	45
More than 2 times	3	0	0	0	0	0	0	25	0	0	0	0	0	0	0	25
No answer	9	0	0	0	0	0	0	113	0	0	0	0	0	0	0	113
Not applicable (SEE REMARKS)	IAP	13626	354	7542	353	5907	10334	2498	2765	2812	4510	2023	2044	1974	2538	59280

REMARKS:

Hand Card FF contained response options 1-3. In 2000, filter logic for the computer questions varied across versions of the survey. In Version 4, computer questions were asked of respondents who: 1) used a computer (COMPUSE=1) or Web-TV (WEBTV=1); and 2) ever used the Web (USEWWW=1); and 3) used the Web more than 0 minutes per week (WWWHR>0) or (WWWMIN>0). In Versions 5 and 6, computer questions were asked of respondents who: 1) used a computer (COMPUSE=1) or Web-TV (WEBTV=1); and 2) ever used the Web (USEWWW=1); and 3) used the Web at least 1 hour per week (WWWHR >=1). In Versions 1 and 2, computer questions were asked of respondents who: 1) used a computer (COMPUSE=1) or Web-TV (WEBTV=1); and 2) ever used the Web (USEWWW=1); and 3) used the Web at least 4 hours per week (WEBTV=1); and 2).

791. Is it VERY TRUE for you, SOMEWHAT TRUE, or NOT TRUE that:

HAND CARD FG

A. You visit music sites where you can learn about or hear music from artists you already know you like?

[VAR: MUSICLKE]

<u>RESPONSE</u>	<u>PUNCH</u>	<u>YEAR</u>														
		<u>1972-82</u>	<u>1982B</u>	<u>1983-87</u>	<u>1987B</u>	<u>1988-91</u>	<u>1993-98</u>	<u>2000</u>	<u>2002</u>	<u>2004</u>	<u>2006</u>	<u>2008</u>	<u>2010</u>	<u>2012</u>	<u>2014</u>	<u>ALL</u>
Very true	1	0	0	0	0	0	0	127	146	0	0	0	0	0	0	273
Somewhat true	2	0	0	0	0	0	0	63	58	0	0	0	0	0	0	121
Not true	3	0	0	0	0	0	0	15	23	0	0	0	0	0	0	38
No answer	9	0	0	0	0	0	0	114	46	0	0	0	0	0	0	160
Not applicable (SEE REMARKS)	IAP	13626	354	7542	353	5907	10334	2498	2492	2812	4510	2023	2044	1974	2538	59007

B. You visit music sites that contain information about or sounds from many different types of music?

[VAR: MUSICDIF]

<u>RESPONSE</u>	<u>PUNCH</u>	<u>YEAR</u>														
		<u>1972-82</u>	<u>1982B</u>	<u>1983-87</u>	<u>1987B</u>	<u>1988-91</u>	<u>1993-98</u>	<u>2000</u>	<u>2002</u>	<u>2004</u>	<u>2006</u>	<u>2008</u>	<u>2010</u>	<u>2012</u>	<u>2014</u>	<u>ALL</u>
Very true	1	0	0	0	0	0	0	78	103	0	0	0	0	0	0	181
Somewhat true	2	0	0	0	0	0	0	81	73	0	0	0	0	0	0	154
Not true	3	0	0	0	0	0	0	45	51	0	0	0	0	0	0	96
No answer	9	0	0	0	0	0	0	115	46	0	0	0	0	0	0	161
Not applicable (SEE REMARKS)	IAP	13626	354	7542	353	5907	10334	2498	2492	2812	4510	2023	2044	1974	2538	59007

C. You visit sites where you can learn about or hear types of music that you wouldn't ordinarily listen to?

[VAR: MUSICNEW]

RESPONSE	PUNCH	YEAR														
		1972-82	1982B	1983-87	1987B	1988-91	1993-98	2000	2002	2004	2006	2008	2010	2012	2014	ALL
Very true	1	0	0	0	0	0	0	53	48	0	0	0	0	0	0	101
Somewhat true	2	0	0	0	0	0	0	60	80	0	0	0	0	0	0	140
Not true	3	0	0	0	0	0	0	91	99	0	0	0	0	0	0	190
No answer	9	0	0	0	0	0	0	115	46	0	0	0	0	0	0	161
Not applicable (SEE REMARKS)	IAP	13626	354	7542	353	5907	10334	2498	2492	2812	4510	2023	2044	1974	2538	59007

REMARKS: Hand Card FG contained response options 1-3. In 2000, filter logic for the computer questions varied across versions of the survey. In Version 4, computer questions were asked of respondents who: 1) used a computer (COMPUSE=1) or Web-TV (WEBTV=1); and 2) ever used the Web (USEWWW=1); and 3) used the Web more than 0 minutes per week (WWWHR >0) or (WWWMIN >0). In Versions 5 and 6, computer questions were asked of respondents who: 1) used a computer (COMPUSE=1) or Web-TV (WEBTV=1); and 2) ever used the Web (USEWWW=1); and 3) used the Web at least 1 hour per week (WWWHR >=1). In Versions 1 and 2, computer questions were asked of respondents who: 1) used a computer (COMPUSE=1) or Web-TV (WEBTV=1); and 2) ever used the Web (USEWWW=1); and 3) used the Web at least 4 hours per week (WWWHR >=4).

792. A. Do you ever use the Web to learn about, view, or discuss topics related to the visual arts—painting, sculpture, or so on?

[VAR: WWWART]

RESPONSE	PUNCH	YEAR														
		1972-82	1982B	1983-87	1987B	1988-91	1993-98	2000	2002	2004	2006	2008	2010	2012	2014	ALL
Yes	1	0	0	0	0	0	0	100	91	0	0	0	0	0	0	191
No (GO TO WWWLIT)	2	0	0	0	0	0	0	278	344	0	0	0	0	0	0	622
No answer	9	0	0	0	0	0	0	113	46	0	0	0	0	0	0	159
Not applicable (SEE REMARKS)	IAP	13626	354	7542	353	5907	10334	2326	2284	2812	4510	2023	2044	1974	2538	58627

In terms of the visual arts, do you ever:

- B. Visit the Web site of an art museum or art gallery in order to learn about upcoming exhibits or to get information before visiting that museum?

[VAR: ARTMUS1]

<u>RESPONSE</u>	<u>PUNCH</u>	<u>YEAR</u>														
		<u>1972-82</u>	<u>1982B</u>	<u>1983-87</u>	<u>1987B</u>	<u>1988-91</u>	<u>1993-98</u>	<u>2000</u>	<u>2002</u>	<u>2004</u>	<u>2006</u>	<u>2008</u>	<u>2010</u>	<u>2012</u>	<u>2014</u>	<u>ALL</u>
Yes	1	0	0	0	0	0	0	63	71	0	0	0	0	0	0	134
No	2	0	0	0	0	0	0	35	19	0	0	0	0	0	0	54
No answer	9	0	0	0	0	0	0	115	47	0	0	0	0	0	0	162
Not applicable (SEE REMARKS)	IAP	13626	354	7542	353	5907	10334	2604	2628	2812	4510	2023	2044	1974	2538	59249

- C. Visit the Web site of an art museum or art gallery in order to look at art works exhibited there?

[VAR: ARTMUS2]

<u>RESPONSE</u>	<u>PUNCH</u>	<u>YEAR</u>														
		<u>1972-82</u>	<u>1982B</u>	<u>1983-87</u>	<u>1987B</u>	<u>1988-91</u>	<u>1993-98</u>	<u>2000</u>	<u>2002</u>	<u>2004</u>	<u>2006</u>	<u>2008</u>	<u>2010</u>	<u>2012</u>	<u>2014</u>	<u>ALL</u>
Yes	1	0	0	0	0	0	0	74	53	0	0	0	0	0	0	127
No	2	0	0	0	0	0	0	24	37	0	0	0	0	0	0	61
No answer	9	0	0	0	0	0	0	115	47	0	0	0	0	0	0	162
Not applicable (SEE REMARKS)	IAP	13626	354	7542	353	5907	10334	2604	2628	2812	4510	2023	2044	1974	2538	59249

- D. Visit a Web site that is not associated with an art museum or art gallery in order to look at art works?

[VAR: ARTVIEW]

<u>RESPONSE</u>	<u>PUNCH</u>	<u>YEAR</u>														
		<u>1972-82</u>	<u>1982B</u>	<u>1983-87</u>	<u>1987B</u>	<u>1988-91</u>	<u>1993-98</u>	<u>2000</u>	<u>2002</u>	<u>2004</u>	<u>2006</u>	<u>2008</u>	<u>2010</u>	<u>2012</u>	<u>2014</u>	<u>ALL</u>
Yes	1	0	0	0	0	0	0	68	56	0	0	0	0	0	0	124
No	2	0	0	0	0	0	0	30	34	0	0	0	0	0	0	64
No answer	9	0	0	0	0	0	0	115	47	0	0	0	0	0	0	162
Not applicable (SEE REMARKS)	IAP	13626	354	7542	353	5907	10334	2604	2628	2812	4510	2023	2044	1974	2538	59249

E. Visit the Web to get information about an artist or sculptor or a school of artists?

[VAR: ARTINFO]

RESPONSE	PUNCH	YEAR														
		1972-82	1982B	1983-87	1987B	1988-91	1993-98	2000	2002	2004	2006	2008	2010	2012	2014	ALL
Yes	1	0	0	0	0	0	0	53	59	0	0	0	0	0	0	112
No	2	0	0	0	0	0	0	45	31	0	0	0	0	0	0	76
No answer	9	0	0	0	0	0	0	115	47	0	0	0	0	0	0	162
Not applicable (SEE REMARKS)	IAP	13626	354	7542	353	5907	10334	2604	2628	2812	4510	2023	2044	1974	2538	59249

F. Visit an art museum or gallery as a result of what you found on its Web site?

[VAR: ARTMUS3]

RESPONSE	PUNCH	YEAR														
		1972-82	1982B	1983-87	1987B	1988-91	1993-98	2000	2002	2004	2006	2008	2010	2012	2014	ALL
Yes	1	0	0	0	0	0	0	52	55	0	0	0	0	0	0	107
No	2	0	0	0	0	0	0	46	35	0	0	0	0	0	0	81
No answer	9	0	0	0	0	0	0	115	47	0	0	0	0	0	0	162
Not applicable (SEE REMARKS)	IAP	13626	354	7542	353	5907	10334	2604	2628	2812	4510	2023	2044	1974	2538	59249

REMARKS: In 2000, filter logic for the computer questions varied across versions of the survey. In Version 4, computer questions were asked of respondents who: 1) used a computer (COMPUSE=1) or Web-TV (WEBTV=1); and 2) ever used the Web (USEWWW=1); and 3) used the Web more than 0 minutes per week (WWWHR >0) or (WWWMIN >0). In Versions 5 and 6, computer questions were asked of respondents who: 1) used a computer (COMPUSE=1) or Web-TV (WEBTV=1); and 2) ever used the Web (USEWWW=1); and 3) used the Web at least 1 hour per week (WWWHR >=1). In Versions 1 and 2, computer questions were asked of respondents who: 1) used a computer (COMPUSE =1) or Web-TV (WEBTV=1); and 2) ever used the Web (USEWWW=1); and 3) used the Web at least 4 hours per week (WWWHR >=4).

793. A. Do you ever use the Web to learn about, read, or discuss topics related to literature—novels, poetry, or plays?

[VAR: WWWLIT]

RESPONSE	PUNCH	YEAR														
		1972-82	1982B	1983-87	1987B	1988-91	1993-98	2000	2002	2004	2006	2008	2010	2012	2014	ALL
Yes	1	0	0	0	0	0	0	148	164	0	0	0	0	0	0	312
No (GO TO WWWPERSON)	2	0	0	0	0	0	0	228	271	0	0	0	0	0	0	499
No answer	9	0	0	0	0	0	0	115	46	0	0	0	0	0	0	161
Not applicable (SEE REMARKS)	IAP	13626	354	7542	353	5907	10334	2326	2284	2812	4510	2023	2044	1974	2538	58627

- B. Visited the Web site of a book publisher, magazine, or on-line book store to learn about a novel, play, or book of poems?

[VAR: LITSITE]

<u>RESPONSE</u>	<u>PUNCH</u>	<u>YEAR</u>														
		<u>1972-82</u>	<u>1982B</u>	<u>1983-87</u>	<u>1987B</u>	<u>1988-91</u>	<u>1993-98</u>	<u>2000</u>	<u>2002</u>	<u>2004</u>	<u>2006</u>	<u>2008</u>	<u>2010</u>	<u>2012</u>	<u>2014</u>	<u>ALL</u>
Yes	1	0	0	0	0	0	0	120	143	0	0	0	0	0	0	263
No	2	0	0	0	0	0	0	28	21	0	0	0	0	0	0	49
No answer	9	0	0	0	0	0	0	115	46	0	0	0	0	0	0	161
Not applicable (SEE REMARKS)	IAP	13626	354	7542	353	5907	10334	2554	2555	2812	4510	2023	2044	1974	2538	59126

- C. Downloaded a poem or work of fiction from a Web site to your computer?

[VAR: LITGET]

<u>RESPONSE</u>	<u>PUNCH</u>	<u>YEAR</u>														
		<u>1972-82</u>	<u>1982B</u>	<u>1983-87</u>	<u>1987B</u>	<u>1988-91</u>	<u>1993-98</u>	<u>2000</u>	<u>2002</u>	<u>2004</u>	<u>2006</u>	<u>2008</u>	<u>2010</u>	<u>2012</u>	<u>2014</u>	<u>ALL</u>
Yes	1	0	0	0	0	0	0	72	49	0	0	0	0	0	0	121
No	2	0	0	0	0	0	0	76	115	0	0	0	0	0	0	191
No answer	9	0	0	0	0	0	0	115	46	0	0	0	0	0	0	161
Not applicable (SEE REMARKS)	IAP	13626	354	7542	353	5907	10334	2554	2555	2812	4510	2023	2044	1974	2538	59126

- D. Visited a Web site associated with a particular novelist, playwright or poet?

[VAR: LITAUTH]

<u>RESPONSE</u>	<u>PUNCH</u>	<u>YEAR</u>														
		<u>1972-82</u>	<u>1982B</u>	<u>1983-87</u>	<u>1987B</u>	<u>1988-91</u>	<u>1993-98</u>	<u>2000</u>	<u>2002</u>	<u>2004</u>	<u>2006</u>	<u>2008</u>	<u>2010</u>	<u>2012</u>	<u>2014</u>	<u>ALL</u>
Yes	1	0	0	0	0	0	0	91	96	0	0	0	0	0	0	187
No	2	0	0	0	0	0	0	57	67	0	0	0	0	0	0	124
No answer	9	0	0	0	0	0	0	115	47	0	0	0	0	0	0	162
Not applicable (SEE REMARKS)	IAP	13626	354	7542	353	5907	10334	2554	2555	2812	4510	2023	2044	1974	2538	59126

E. Read a book by an author whose work you first discovered on the Web?

[VAR: LITREAD]

RESPONSE	PUNCH	YEAR														
		1972-82	1982B	1983-87	1987B	1988-91	1993-98	2000	2002	2004	2006	2008	2010	2012	2014	ALL
Yes	1	0	0	0	0	0	0	44	53	0	0	0	0	0	0	97
No	2	0	0	0	0	0	0	104	110	0	0	0	0	0	0	214
Don't know	8	0	0	0	0	0	0	0	1	0	0	0	0	0	0	1
No answer	9	0	0	0	0	0	0	115	46	0	0	0	0	0	0	161
Not applicable (SEE REMARKS)	IAP	13626	354	7542	353	5907	10334	2554	2555	2812	4510	2023	2044	1974	2538	59126

REMARKS: In 2000, filter logic for the computer questions varied across versions of the survey. In Version 4, computer questions were asked of respondents who: 1) used a computer (COMPUSE=1) or Web-TV (WEBTV=1); and 2) ever used the Web (USEWWW=1); and 3) used the Web more than 0 minutes per week (WWWHR >0) or (WWWMIN >0). In Versions 5 and 6, computer questions were asked of respondents who: 1) used a computer (COMPUSE=1) or Web-TV (WEBTV=1); and 2) ever used the Web (USEWWW=1); and 3) used the Web at least 1 hour per week (WWWHR >=1). In Versions 1 and 2, computer questions were asked of respondents who: 1) used a computer (COMPUSE=1) or Web-TV (WEBTV=1); and 2) ever used the Web (USEWWW=1); and 3) used the Web at least 4 hours per week (WWWHR >=4).

794. A. Have you ever first come into contact with someone on the Internet—through a chat room, bulletin board, news group, discussion forum, or other interactive site, or through their Web page—with whom you later established a relationship outside the Internet?

[VAR: WWWPERSN]

RESPONSE	PUNCH	YEAR														
		1972-82	1982B	1983-87	1987B	1988-91	1993-98	2000	2002	2004	2006	2008	2010	2012	2014	ALL
Yes	1	0	0	0	0	0	0	70	71	0	0	0	0	0	0	141
No (GO TO ONLINE)	2	0	0	0	0	0	0	582	603	0	0	0	0	0	0	1185
Don't know	8	0	0	0	0	0	0	0	1	0	0	0	0	0	0	1
No answer	9	0	0	0	0	0	0	90	47	0	0	0	0	0	0	137
Not applicable (SEE REMARKS)	IAP	13626	354	7542	353	5907	10334	2075	2043	2812	4510	2023	2044	1974	2538	58135

Did any of these people become:

B. Spouse or partner?

[VAR: WWWSP]

<u>RESPONSE</u>	<u>PUNCH</u>	<u>YEAR</u>														
		<u>1972-82</u>	<u>1982B</u>	<u>1983-87</u>	<u>1987B</u>	<u>1988-91</u>	<u>1993-98</u>	<u>2000</u>	<u>2002</u>	<u>2004</u>	<u>2006</u>	<u>2008</u>	<u>2010</u>	<u>2012</u>	<u>2014</u>	<u>ALL</u>
Yes	1	0	0	0	0	0	0	6	15	0	0	0	0	0	0	21
No	2	0	0	0	0	0	0	63	56	0	0	0	0	0	0	119
No answer	9	0	0	0	0	0	0	91	47	0	0	0	0	0	0	138
Not applicable (SEE REMARKS)	IAP	13626	354	7542	353	5907	10334	2657	2647	2812	4510	2023	2044	1974	2538	59321

C. Girlfriend or boyfriend?

[VAR: WWWGFBF]

<u>RESPONSE</u>	<u>PUNCH</u>	<u>YEAR</u>														
		<u>1972-82</u>	<u>1982B</u>	<u>1983-87</u>	<u>1987B</u>	<u>1988-91</u>	<u>1993-98</u>	<u>2000</u>	<u>2002</u>	<u>2004</u>	<u>2006</u>	<u>2008</u>	<u>2010</u>	<u>2012</u>	<u>2014</u>	<u>ALL</u>
Yes	1	0	0	0	0	0	0	19	30	0	0	0	0	0	0	49
No	2	0	0	0	0	0	0	50	41	0	0	0	0	0	0	91
No answer	9	0	0	0	0	0	0	91	47	0	0	0	0	0	0	138
Not applicable (SEE REMARKS)	IAP	13626	354	7542	353	5907	10334	2657	2647	2812	4510	2023	2044	1974	2538	59321

D. Coworker?

[VAR: WWWCOWRK]

<u>RESPONSE</u>	<u>PUNCH</u>	<u>YEAR</u>														
		<u>1972-82</u>	<u>1982B</u>	<u>1983-87</u>	<u>1987B</u>	<u>1988-91</u>	<u>1993-98</u>	<u>2000</u>	<u>2002</u>	<u>2004</u>	<u>2006</u>	<u>2008</u>	<u>2010</u>	<u>2012</u>	<u>2014</u>	<u>ALL</u>
Yes	1	0	0	0	0	0	0	11	9	0	0	0	0	0	0	20
No	2	0	0	0	0	0	0	58	62	0	0	0	0	0	0	120
No answer	9	0	0	0	0	0	0	91	47	0	0	0	0	0	0	138
Not applicable (SEE REMARKS)	IAP	13626	354	7542	353	5907	10334	2657	2647	2812	4510	2023	2044	1974	2538	59321

E. Other business associate?

[VAR: WWWBIZ]

<u>RESPONSE</u>	<u>PUNCH</u>	<u>YEAR</u>														
		<u>1972-82</u>	<u>1982B</u>	<u>1983-87</u>	<u>1987B</u>	<u>1988-91</u>	<u>1993-98</u>	<u>2000</u>	<u>2002</u>	<u>2004</u>	<u>2006</u>	<u>2008</u>	<u>2010</u>	<u>2012</u>	<u>2014</u>	<u>ALL</u>
Yes	1	0	0	0	0	0	0	17	12	0	0	0	0	0	0	29
No	2	0	0	0	0	0	0	52	59	0	0	0	0	0	0	111
No answer	9	0	0	0	0	0	0	91	47	0	0	0	0	0	0	138
Not applicable (SEE REMARKS)	IAP	13626	354	7542	353	5907	10334	2657	2647	2812	4510	2023	2044	1974	2538	59321

F. Neighbor?

[VAR: WWWNEI]

<u>RESPONSE</u>	<u>PUNCH</u>	<u>YEAR</u>														
		<u>1972-82</u>	<u>1982B</u>	<u>1983-87</u>	<u>1987B</u>	<u>1988-91</u>	<u>1993-98</u>	<u>2000</u>	<u>2002</u>	<u>2004</u>	<u>2006</u>	<u>2008</u>	<u>2010</u>	<u>2012</u>	<u>2014</u>	<u>ALL</u>
Yes	1	0	0	0	0	0	0	4	4	0	0	0	0	0	0	8
No	2	0	0	0	0	0	0	65	67	0	0	0	0	0	0	132
No answer	9	0	0	0	0	0	0	91	47	0	0	0	0	0	0	138
Not applicable (SEE REMARKS)	IAP	13626	354	7542	353	5907	10334	2657	2647	2812	4510	2023	2044	1974	2538	59321

G. Friend?

[VAR: WWWFRND]

<u>RESPONSE</u>	<u>PUNCH</u>	<u>YEAR</u>														
		<u>1972-82</u>	<u>1982B</u>	<u>1983-87</u>	<u>1987B</u>	<u>1988-91</u>	<u>1993-98</u>	<u>2000</u>	<u>2002</u>	<u>2004</u>	<u>2006</u>	<u>2008</u>	<u>2010</u>	<u>2012</u>	<u>2014</u>	<u>ALL</u>
Yes	1	0	0	0	0	0	0	57	61	0	0	0	0	0	0	118
No	2	0	0	0	0	0	0	11	10	0	0	0	0	0	0	21
No answer	9	0	0	0	0	0	0	92	47	0	0	0	0	0	0	139
Not applicable (SEE REMARKS)	IAP	13626	354	7542	353	5907	10334	2657	2647	2812	4510	2023	2044	1974	2538	59321

H. Someone you worked with on a civic, community or political project?

[VAR: WWWVOL]

RESPONSE	PUNCH	YEAR														
		1972-82	1982B	1983-87	1987B	1988-91	1993-98	2000	2002	2004	2006	2008	2010	2012	2014	ALL
Yes	1	0	0	0	0	0	0	7	6	0	0	0	0	0	0	13
No	2	0	0	0	0	0	0	62	65	0	0	0	0	0	0	127
No answer	9	0	0	0	0	0	0	91	47	0	0	0	0	0	0	138
Not applicable (SEE REMARKS)	IAP	13626	354	7542	353	5907	10334	2657	2647	2812	4510	2023	2044	1974	2538	59321

REMARKS: In 2000, filter logic for the computer questions varied across versions of the survey. In Version 4, computer questions were asked of respondents who: 1) used a computer (COMPUSE=1) or Web-TV (WEBTV=1); and 2) ever used the Web (USEWWW=1); and 3) used the Web more than 0 minutes per week (WWWHR >0) or (WWWMIN >0). In Versions 5 and 6, computer questions were asked of respondents who: 1) used a computer (COMPUSE=1) or Web-TV (WEBTV=1); and 2) ever used the Web (USEWWW=1); and 3) used the Web at least 1 hour per week (WWWHR >=1). In Versions 1 and 2, computer questions were asked of respondents who: 1) used a computer (COMPUSE=1) or Web-TV (WEBTV=1); and 2) ever used the Web (USEWWW=1); and 3) used the Web at least 4 hours per week (WWWHR >=4).

795. When you want to learn how to do something new with your software and you need advice on how to do it, which of the following do you do? (Name as many as are correct.) [PROMPT: Anything else?]

A. Look in the on-line "help" provided as part of the software?

[VAR: ONLINE]

RESPONSE	PUNCH	YEAR														
		1972-82	1982B	1983-87	1987B	1988-91	1993-98	2000	2002	2004	2006	2008	2010	2012	2014	ALL
Yes	1	0	0	0	0	0	0	457	0	0	0	0	0	0	0	457
No	2	0	0	0	0	0	0	197	0	0	0	0	0	0	0	197
No answer	9	0	0	0	0	0	0	88	0	0	0	0	0	0	0	88
Not applicable (SEE REMARKS)	IAP	13626	354	7542	353	5907	10334	2075	2765	2812	4510	2023	2044	1974	2538	58857

B. Look in a printed manual, book, or CD that tells how to use the software?

[VAR: MANUAL]

<u>RESPONSE</u>	<u>PUNCH</u>	<u>YEAR</u>														
		<u>1972-82</u>	<u>1982B</u>	<u>1983-87</u>	<u>1987B</u>	<u>1988-91</u>	<u>1993-98</u>	<u>2000</u>	<u>2002</u>	<u>2004</u>	<u>2006</u>	<u>2008</u>	<u>2010</u>	<u>2012</u>	<u>2014</u>	<u>ALL</u>
Yes	1	0	0	0	0	0	0	486	0	0	0	0	0	0	0	486
No	2	0	0	0	0	0	0	168	0	0	0	0	0	0	0	168
No answer	9	0	0	0	0	0	0	88	0	0	0	0	0	0	0	88
Not applicable (SEE REMARKS)	IAP	13626	354	7542	353	5907	10334	2075	2765	2812	4510	2023	2044	1974	2538	58857

C. Call the software company to get help?

[VAR: CALLCOMP]

<u>RESPONSE</u>	<u>PUNCH</u>	<u>YEAR</u>														
		<u>1972-82</u>	<u>1982B</u>	<u>1983-87</u>	<u>1987B</u>	<u>1988-91</u>	<u>1993-98</u>	<u>2000</u>	<u>2002</u>	<u>2004</u>	<u>2006</u>	<u>2008</u>	<u>2010</u>	<u>2012</u>	<u>2014</u>	<u>ALL</u>
Yes	1	0	0	0	0	0	0	303	0	0	0	0	0	0	0	303
No	2	0	0	0	0	0	0	351	0	0	0	0	0	0	0	351
No answer	9	0	0	0	0	0	0	88	0	0	0	0	0	0	0	88
Not applicable (SEE REMARKS)	IAP	13626	354	7542	353	5907	10334	2075	2765	2812	4510	2023	2044	1974	2538	58857

D. Ask someone at your workplace or school for help?

[VAR: ASKWORK]

<u>RESPONSE</u>	<u>PUNCH</u>	<u>YEAR</u>														
		<u>1972-82</u>	<u>1982B</u>	<u>1983-87</u>	<u>1987B</u>	<u>1988-91</u>	<u>1993-98</u>	<u>2000</u>	<u>2002</u>	<u>2004</u>	<u>2006</u>	<u>2008</u>	<u>2010</u>	<u>2012</u>	<u>2014</u>	<u>ALL</u>
Yes	1	0	0	0	0	0	0	416	0	0	0	0	0	0	0	416
No	2	0	0	0	0	0	0	242	0	0	0	0	0	0	0	242
No answer	9	0	0	0	0	0	0	84	0	0	0	0	0	0	0	84
Not applicable (SEE REMARKS)	IAP	13626	354	7542	353	5907	10334	2075	2765	2812	4510	2023	2044	1974	2538	58857

E. Ask someone else you know for help?

[VAR: ASKOTHER]

RESPONSE	PUNCH	YEAR														
		1972-82	1982B	1983-87	1987B	1988-91	1993-98	2000	2002	2004	2006	2008	2010	2012	2014	ALL
Yes	1	0	0	0	0	0	0	544	0	0	0	0	0	0	0	544
No	2	0	0	0	0	0	0	119	0	0	0	0	0	0	0	119
No answer	9	0	0	0	0	0	0	79	0	0	0	0	0	0	0	79
Not applicable (SEE REMARKS)	IAP	13626	354	7542	353	5907	10334	2075	2765	2812	4510	2023	2044	1974	2538	58857

F. Pay someone to help you?

[VAR: PAYOTHER]

RESPONSE	PUNCH	YEAR														
		1972-82	1982B	1983-87	1987B	1988-91	1993-98	2000	2002	2004	2006	2008	2010	2012	2014	ALL
Yes	1	0	0	0	0	0	0	79	0	0	0	0	0	0	0	79
No	2	0	0	0	0	0	0	576	0	0	0	0	0	0	0	576
No answer	9	0	0	0	0	0	0	87	0	0	0	0	0	0	0	87
Not applicable (SEE REMARKS)	IAP	13626	354	7542	353	5907	10334	2075	2765	2812	4510	2023	2044	1974	2538	58857

G. Figure it out yourself?

[VAR: DOONOWN]

RESPONSE	PUNCH	YEAR														
		1972-82	1982B	1983-87	1987B	1988-91	1993-98	2000	2002	2004	2006	2008	2010	2012	2014	ALL
Yes	1	0	0	0	0	0	0	570	0	0	0	0	0	0	0	570
No	2	0	0	0	0	0	0	85	0	0	0	0	0	0	0	85
No answer	9	0	0	0	0	0	0	87	0	0	0	0	0	0	0	87
Not applicable (SEE REMARKS)	IAP	13626	354	7542	353	5907	10334	2075	2765	2812	4510	2023	2044	1974	2538	58857

REMARKS:

In 2000, filter logic for the computer questions varied across versions of the survey. In Version 4, computer questions were asked of respondents who: 1) used a computer (COMPUSE=1) or Web-TV (WEBTV=1); and 2) ever used the Web (USEWWW=1); and 3) used the Web more than 0 minutes per week (WWWHR >0) or (WWWMIN >0). In Versions 5 and 6, computer questions were asked of respondents who: 1) used a computer (COMPUSE=1) or Web-TV (WEBTV=1); and 2) ever used the Web (USEWWW=1); and 3) used the Web at least 1 hour per week (WWWHR >=1). In Versions 1 and 2, computer questions were asked of respondents who: 1) used a computer (COMPUSE=1) or Web-TV ([WEBTV=1); and 2) ever used the Web (USEWWW=1); and 3) used the Web at least 4 hours per week (WWWHR >=4).

796. Do the people you can ask for advice include? (Name as many as are correct):

HAND CARD FH

A. Spouse or partner?

[VAR: ADVSP]

<u>RESPONSE</u>	<u>PUNCH</u>	<u>YEAR</u>														
		<u>1972-82</u>	<u>1982B</u>	<u>1983-87</u>	<u>1987B</u>	<u>1988-91</u>	<u>1993-98</u>	<u>2000</u>	<u>2002</u>	<u>2004</u>	<u>2006</u>	<u>2008</u>	<u>2010</u>	<u>2012</u>	<u>2014</u>	<u>ALL</u>
Yes	1	0	0	0	0	0	0	241	248	0	0	0	0	0	0	489
No	2	0	0	0	0	0	0	334	328	0	0	0	0	0	0	662
No answer	9	0	0	0	0	0	0	97	47	0	0	0	0	0	0	144
Not applicable (SEE REMARKS)	IAP	13626	354	7542	353	5907	10334	2145	2142	2812	4510	2023	2044	1974	2538	58304

B. Son or daughter?

[VAR: ADVCHLD]

<u>RESPONSE</u>	<u>PUNCH</u>	<u>YEAR</u>														
		<u>1972-82</u>	<u>1982B</u>	<u>1983-87</u>	<u>1987B</u>	<u>1988-91</u>	<u>1993-98</u>	<u>2000</u>	<u>2002</u>	<u>2004</u>	<u>2006</u>	<u>2008</u>	<u>2010</u>	<u>2012</u>	<u>2014</u>	<u>ALL</u>
Yes	1	0	0	0	0	0	0	151	190	0	0	0	0	0	0	341
No	2	0	0	0	0	0	0	420	385	0	0	0	0	0	0	805
Don't know	8	0	0	0	0	0	0	0	1	0	0	0	0	0	0	1
No answer	9	0	0	0	0	0	0	101	47	0	0	0	0	0	0	148
Not applicable (SEE REMARKS)	IAP	13626	354	7542	353	5907	10334	2145	2142	2812	4510	2023	2044	1974	2538	58304

C. Mother or father?

[VAR: ADVPAR]

<u>RESPONSE</u>	<u>PUNCH</u>	<u>YEAR</u>														
		<u>1972-82</u>	<u>1982B</u>	<u>1983-87</u>	<u>1987B</u>	<u>1988-91</u>	<u>1993-98</u>	<u>2000</u>	<u>2002</u>	<u>2004</u>	<u>2006</u>	<u>2008</u>	<u>2010</u>	<u>2012</u>	<u>2014</u>	<u>ALL</u>
Yes	1	0	0	0	0	0	0	100	153	0	0	0	0	0	0	253
No	2	0	0	0	0	0	0	475	423	0	0	0	0	0	0	898
No answer	9	0	0	0	0	0	0	97	47	0	0	0	0	0	0	144
Not applicable (SEE REMARKS)	IAP	13626	354	7542	353	5907	10334	2145	2142	2812	4510	2023	2044	1974	2538	58304

D. Brother or sister/brother-/sister-in-law?

[VAR: ADVSIB]

RESPONSE	PUNCH	YEAR														
		<u>1972-82</u>	<u>1982B</u>	<u>1983-87</u>	<u>1987B</u>	<u>1988-91</u>	<u>1993-98</u>	<u>2000</u>	<u>2002</u>	<u>2004</u>	<u>2006</u>	<u>2008</u>	<u>2010</u>	<u>2012</u>	<u>2014</u>	<u>ALL</u>
Yes	1	0	0	0	0	0	0	230	235	0	0	0	0	0	0	465
No	2	0	0	0	0	0	0	346	341	0	0	0	0	0	0	687
No answer	9	0	0	0	0	0	0	96	47	0	0	0	0	0	0	143
Not applicable (SEE REMARKS)	IAP	13626	354	7542	353	5907	10334	2145	2142	2812	4510	2023	2044	1974	2538	58304

E. Other family?

[VAR: ADVFAM]

RESPONSE	PUNCH	YEAR														
		<u>1972-82</u>	<u>1982B</u>	<u>1983-87</u>	<u>1987B</u>	<u>1988-91</u>	<u>1993-98</u>	<u>2000</u>	<u>2002</u>	<u>2004</u>	<u>2006</u>	<u>2008</u>	<u>2010</u>	<u>2012</u>	<u>2014</u>	<u>ALL</u>
Yes	1	0	0	0	0	0	0	185	200	0	0	0	0	0	0	385
No	2	0	0	0	0	0	0	392	375	0	0	0	0	0	0	767
Don't know	8	0	0	0	0	0	0	0	1	0	0	0	0	0	0	1
No answer	9	0	0	0	0	0	0	95	47	0	0	0	0	0	0	142
Not applicable (SEE REMARKS)	IAP	13626	354	7542	353	5907	10334	2145	2142	2812	4510	2023	2044	1974	2538	58304

F. A teacher?

[VAR: ADVTCHR]

RESPONSE	PUNCH	YEAR														
		<u>1972-82</u>	<u>1982B</u>	<u>1983-87</u>	<u>1987B</u>	<u>1988-91</u>	<u>1993-98</u>	<u>2000</u>	<u>2002</u>	<u>2004</u>	<u>2006</u>	<u>2008</u>	<u>2010</u>	<u>2012</u>	<u>2014</u>	<u>ALL</u>
Yes	1	0	0	0	0	0	0	123	120	0	0	0	0	0	0	243
No	2	0	0	0	0	0	0	452	456	0	0	0	0	0	0	908
No answer	9	0	0	0	0	0	0	97	47	0	0	0	0	0	0	144
Not applicable (SEE REMARKS)	IAP	13626	354	7542	353	5907	10334	2145	2142	2812	4510	2023	2044	1974	2538	58304

G. A fellow student?

[VAR: ADVSTU]

<u>RESPONSE</u>	<u>PUNCH</u>	<u>YEAR</u>														
		<u>1972-82</u>	<u>1982B</u>	<u>1983-87</u>	<u>1987B</u>	<u>1988-91</u>	<u>1993-98</u>	<u>2000</u>	<u>2002</u>	<u>2004</u>	<u>2006</u>	<u>2008</u>	<u>2010</u>	<u>2012</u>	<u>2014</u>	<u>ALL</u>
Yes	1	0	0	0	0	0	0	117	109	0	0	0	0	0	0	226
No	2	0	0	0	0	0	0	457	467	0	0	0	0	0	0	924
No answer	9	0	0	0	0	0	0	98	47	0	0	0	0	0	0	145
Not applicable (SEE REMARKS)	IAP	13626	354	7542	353	5907	10334	2145	2142	2812	4510	2023	2044	1974	2538	58304

H. A supervisor or trainer at work?

[VAR: ADVSUP]

<u>RESPONSE</u>	<u>PUNCH</u>	<u>YEAR</u>														
		<u>1972-82</u>	<u>1982B</u>	<u>1983-87</u>	<u>1987B</u>	<u>1988-91</u>	<u>1993-98</u>	<u>2000</u>	<u>2002</u>	<u>2004</u>	<u>2006</u>	<u>2008</u>	<u>2010</u>	<u>2012</u>	<u>2014</u>	<u>ALL</u>
Yes	1	0	0	0	0	0	0	254	240	0	0	0	0	0	0	494
No	2	0	0	0	0	0	0	323	336	0	0	0	0	0	0	659
No answer	9	0	0	0	0	0	0	95	47	0	0	0	0	0	0	142
Not applicable (SEE REMARKS)	IAP	13626	354	7542	353	5907	10334	2145	2142	2812	4510	2023	2044	1974	2538	58304

I. Other co-worker?

[VAR: ADVCOWRK]

<u>RESPONSE</u>	<u>PUNCH</u>	<u>YEAR</u>														
		<u>1972-82</u>	<u>1982B</u>	<u>1983-87</u>	<u>1987B</u>	<u>1988-91</u>	<u>1993-98</u>	<u>2000</u>	<u>2002</u>	<u>2004</u>	<u>2006</u>	<u>2008</u>	<u>2010</u>	<u>2012</u>	<u>2014</u>	<u>ALL</u>
Yes	1	0	0	0	0	0	0	389	343	0	0	0	0	0	0	732
No	2	0	0	0	0	0	0	189	233	0	0	0	0	0	0	422
No answer	9	0	0	0	0	0	0	94	47	0	0	0	0	0	0	141
Not applicable (SEE REMARKS)	IAP	13626	354	7542	353	5907	10334	2145	2142	2812	4510	2023	2044	1974	2538	58304

J. A close, personal friend?

[VAR: ADVCFRND]

RESPONSE	PUNCH	YEAR														
		1972-82	1982B	1983-87	1987B	1988-91	1993-98	2000	2002	2004	2006	2008	2010	2012	2014	ALL
Yes	1	0	0	0	0	0	0	442	402	0	0	0	0	0	0	844
No	2	0	0	0	0	0	0	135	174	0	0	0	0	0	0	309
No answer	9	0	0	0	0	0	0	95	47	0	0	0	0	0	0	142
Not applicable (SEE REMARKS)	IAP	13626	354	7542	353	5907	10334	2145	2142	2812	4510	2023	2044	1974	2538	58304

K. Other friend or acquaintance?

[VAR: ADVOFRND]

RESPONSE	PUNCH	YEAR														
		1972-82	1982B	1983-87	1987B	1988-91	1993-98	2000	2002	2004	2006	2008	2010	2012	2014	ALL
Yes	1	0	0	0	0	0	0	382	337	0	0	0	0	0	0	719
No	2	0	0	0	0	0	0	195	239	0	0	0	0	0	0	434
No answer	9	0	0	0	0	0	0	95	47	0	0	0	0	0	0	142
Not applicable (SEE REMARKS)	IAP	13626	354	7542	353	5907	10334	2145	2142	2812	4510	2023	2044	1974	2538	58304

L. A librarian?

[VAR: ADVLIB]

RESPONSE	PUNCH	YEAR														
		1972-82	1982B	1983-87	1987B	1988-91	1993-98	2000	2002	2004	2006	2008	2010	2012	2014	ALL
Yes	1	0	0	0	0	0	0	100	101	0	0	0	0	0	0	201
No	2	0	0	0	0	0	0	475	475	0	0	0	0	0	0	950
No answer	9	0	0	0	0	0	0	97	47	0	0	0	0	0	0	144
Not applicable (SEE REMARKS)	IAP	13626	354	7542	353	5907	10334	2145	2142	2812	4510	2023	2044	1974	2538	58304

REMARKS: Hand Card FH contained response options 1-2. In 2000, filter logic for the computer questions varied across versions of the survey. In Version 4, computer questions were asked of respondents who: 1) used a computer (COMPUSE=1) or Web-TV (WEBTV=1); and 2) ever used the Web (USEWWW=1); and 3) used the Web more than 0 minutes per week (WWWHR >0) or (WWWMIN >0). In Versions 5 and 6, computer questions were asked of respondents who: 1) used a computer (COMPUSE=1) or Web-TV (WEBTV=1); and 2) ever used the Web (USEWWW=1); and 3) used the Web at least 1 hour per week (WWWHR >=1). In Versions 1 and 2, computer questions were asked of respondents who: 1) used a computer (COMPUSE=1) or Web-TV (WEBTV=1); and 2) ever used the Web (USEWWW=1); and 3) used the Web at least 4 hours per week (WWWHR >=4).

[VAR: SRCHENG2] (CONTINUED)

RESPONSE	PUNCH	YEAR														
		<u>1972-82</u>	<u>1982B</u>	<u>1983-87</u>	<u>1987B</u>	<u>1988-91</u>	<u>1993-98</u>	<u>2000</u>	<u>2002</u>	<u>2004</u>	<u>2006</u>	<u>2008</u>	<u>2010</u>	<u>2012</u>	<u>2014</u>	<u>ALL</u>
Northern Lights	25	0	0	0	0	0	0	1	0	0	0	0	0	0	0	1
Www.irs.com	26	0	0	0	0	0	0	1	0	0	0	0	0	0	0	1
Netfind	27	0	0	0	0	0	0	2	0	0	0	0	0	0	0	2
Keysearch	28	0	0	0	0	0	0	1	0	0	0	0	0	0	0	1
Metacrawler	29	0	0	0	0	0	0	2	0	0	0	0	0	0	0	2
Uproar.com	30	0	0	0	0	0	0	1	0	0	0	0	0	0	0	1
Snap!	31	0	0	0	0	0	0	3	0	0	0	0	0	0	0	3
Go	32	0	0	0	0	0	0	2	0	0	0	0	0	0	0	2
Myway	33	0	0	0	0	0	0	1	0	0	0	0	0	0	0	1
Fuse	34	0	0	0	0	0	0	1	0	0	0	0	0	0	0	1
ESPN	35	0	0	0	0	0	0	1	0	0	0	0	0	0	0	1
USWest	36	0	0	0	0	0	0	0	0	0	0	0	0	0	0	0
Terra.com	37	0	0	0	0	0	0	0	0	0	0	0	0	0	0	0
Goto.com	38	0	0	0	0	0	0	1	0	0	0	0	0	0	0	1
Bizrate	39	0	0	0	0	0	0	1	0	0	0	0	0	0	0	1
Fastsearch	40	0	0	0	0	0	0	0	0	0	0	0	0	0	0	0
Sherlock	41	0	0	0	0	0	0	1	0	0	0	0	0	0	0	1
Lynco	42	0	0	0	0	0	0	1	0	0	0	0	0	0	0	1
Inference	43	0	0	0	0	0	0	0	0	0	0	0	0	0	0	0
4Anything	44	0	0	0	0	0	0	1	0	0	0	0	0	0	0	1
Navistar	45	0	0	0	0	0	0	1	0	0	0	0	0	0	0	1
Don't know	98	0	0	0	0	0	0	4	0	0	0	0	0	0	0	4
No answer	99	0	0	0	0	0	0	82	0	0	0	0	0	0	0	82
Not applicable (SEE REMARKS)	IAP	13626	354	7542	353	5907	10334	2215	2765	2812	4510	2023	2044	1974	2538	58997

C. Do you know how to download a file from the World Wide Web to your computer?

[VAR: DOWNLOAD]

RESPONSE	PUNCH	YEAR														
		<u>1972-82</u>	<u>1982B</u>	<u>1983-87</u>	<u>1987B</u>	<u>1988-91</u>	<u>1993-98</u>	<u>2000</u>	<u>2002</u>	<u>2004</u>	<u>2006</u>	<u>2008</u>	<u>2010</u>	<u>2012</u>	<u>2014</u>	<u>ALL</u>
Yes	1	0	0	0	0	0	0	532	465	1478	0	0	0	0	0	2475
No	2	0	0	0	0	0	0	131	110	320	0	0	0	0	0	561
Don't know	8	0	0	0	0	0	0	0	1	3	0	0	0	0	0	4
No answer	9	0	0	0	0	0	0	79	47	19	0	0	0	0	0	145
Not applicable (SEE REMARKS)	IAP	13626	354	7542	353	5907	10334	2075	2142	992	4510	2023	2044	1974	2538	56414

D. Do you know how to send a file that is on your computer's hard drive to someone using another computer?

[VAR: UPLOAD]

RESPONSE	PUNCH	YEAR														
		1972-82	1982B	1983-87	1987B	1988-91	1993-98	2000	2002	2004	2006	2008	2010	2012	2014	ALL
Yes	1	0	0	0	0	0	0	457	0	1360	0	0	0	0	0	1817
No	2	0	0	0	0	0	0	205	0	437	0	0	0	0	0	642
Don't know	8	0	0	0	0	0	0	0	0	3	0	0	0	0	0	3
No answer	9	0	0	0	0	0	0	80	0	20	0	0	0	0	0	100
Not applicable (SEE REMARKS)	IAP	13626	354	7542	353	5907	10334	2075	2765	992	4510	2023	2044	1974	2538	57037

E. Do you know what a computer virus is?

[VAR: CMPVIRUS]

RESPONSE	PUNCH	YEAR														
		1972-82	1982B	1983-87	1987B	1988-91	1993-98	2000	2002	2004	2006	2008	2010	2012	2014	ALL
Yes	1	0	0	0	0	0	0	632	0	0	0	0	0	0	0	632
No	2	0	0	0	0	0	0	30	0	0	0	0	0	0	0	30
No answer	9	0	0	0	0	0	0	80	0	0	0	0	0	0	0	80
Not applicable (SEE REMARKS)	IAP	13626	354	7542	353	5907	10334	2075	2765	2812	4510	2023	2044	1974	2538	58857

REMARKS:

In 2000, filter logic for the computer questions varied across versions of the survey. In Version 4, computer questions were asked of respondents who: 1) used a computer (COMPUSE=1) or Web-TV (WEBTV=1); and 2) ever used the Web (USEWWW=1); and 3) used the Web more than 0 minutes per week (WWWHR >0) or (WWWMIN >0). In Versions 5 and 6, computer questions were asked of respondents who: 1) used a computer (COMPUSE=1) or Web-TV (WEBTV=1); and 2) ever used the Web (USEWWW=1); and 3) used the Web at least 1 hour per week (WWWHR >=1). In Versions 1 and 2, computer questions were asked of respondents who: 1) used a computer (COMPUSE=1) or Web-TV (WEBTV=1); and 2) ever used the Web (USEWWW=1); and 3) used the Web at least 4 hours per week (WWWHR >=4).

798. In the past year, that is, between (INSERT CURRENT MONTH) 1999/2001/2003 and (INSERT CURRENT MONTH) 2000/02--have you looked for information about a health concern or medical problem?

[VAR: HLTHINFO]

RESPONSE	PUNCH	YEAR														
		1972-82	1982B	1983-87	1987B	1988-91	1993-98	2000	2002	2004	2006	2008	2010	2012	2014	ALL
Not at all (GO TO POLINFO)	0	0	0	0	0	0	0	528	724	376	0	0	0	0	0	1628
1 or 2 times	1	0	0	0	0	0	0	219	331	125	0	0	0	0	0	675
3-5 times	2	0	0	0	0	0	0	171	202	186	0	0	0	0	0	559
6 or more times	3	0	0	0	0	0	0	0	122	286	0	0	0	0	0	408
Don't know	8	0	0	0	0	0	0	0	8	5	0	0	0	0	0	13
No answer	9	0	0	0	0	0	0	15	6	6	0	0	0	0	0	27
Not applicable	IAP	13626	354	7542	353	5907	10334	1884	1372	1828	4510	2023	2044	1974	2538	56289

799. If YES, please tell me if you tried to find such health information from:

A. Articles in a daily newspaper?

[VAR: HLTHPAPR]

RESPONSE	PUNCH	YEAR														
		1972-82	1982B	1983-87	1987B	1988-91	1993-98	2000	2002	2004	2006	2008	2010	2012	2014	ALL
Not at all	0	0	0	0	0	0	0	277	480	418	0	0	0	0	0	1175
1 or 2 times	1	0	0	0	0	0	0	69	91	93	0	0	0	0	0	253
3-5 times	2	0	0	0	0	0	0	39	48	30	0	0	0	0	0	117
6 or more times	3	0	0	0	0	0	0	0	36	56	0	0	0	0	0	92
No answer	9	0	0	0	0	0	0	20	6	6	0	0	0	0	0	32
Not applicable	IAP	13626	354	7542	353	5907	10334	2412	2104	2209	4510	2023	2044	1974	2538	57930

B. Articles in a general-interest magazine?

[VAR: HLTHMAG1]

RESPONSE	PUNCH	YEAR														
		1972-82	1982B	1983-87	1987B	1988-91	1993-98	2000	2002	2004	2006	2008	2010	2012	2014	ALL
Not at all	0	0	0	0	0	0	0	242	446	382	0	0	0	0	0	1070
1 or 2 times	1	0	0	0	0	0	0	92	121	127	0	0	0	0	0	340
3-5 times	2	0	0	0	0	0	0	50	57	38	0	0	0	0	0	145
6 or more times	3	0	0	0	0	0	0	0	31	50	0	0	0	0	0	81
No answer	9	0	0	0	0	0	0	21	6	6	0	0	0	0	0	33
Not applicable	IAP	13626	354	7542	353	5907	10334	2412	2104	2209	4510	2023	2044	1974	2538	57930

C. Special health or medical magazine or newsletter?

[VAR: HLTHMAG2]

RESPONSE	PUNCH	YEAR														
		1972-82	1982B	1983-87	1987B	1988-91	1993-98	2000	2002	2004	2006	2008	2010	2012	2014	ALL
Not at all	0	0	0	0	0	0	0	222	363	322	0	0	0	0	0	907
1 or 2 times	1	0	0	0	0	0	0	102	168	144	0	0	0	0	0	414
3-5 times	2	0	0	0	0	0	0	59	71	66	0	0	0	0	0	196
6 or more times	3	0	0	0	0	0	0	0	53	64	0	0	0	0	0	117
Don't know	8	0	0	0	0	0	0	0	0	1	0	0	0	0	0	1
No answer	9	0	0	0	0	0	0	22	6	6	0	0	0	0	0	34
Not applicable	IAP	13626	354	7542	353	5907	10334	2412	2104	2209	4510	2023	2044	1974	2538	57930

D. A doctor, nurse, or other medical professional?

[VAR: HLTHDOC]

RESPONSE	PUNCH	YEAR														
		1972-82	1982B	1983-87	1987B	1988-91	1993-98	2000	2002	2004	2006	2008	2010	2012	2014	ALL
Not at all	0	0	0	0	0	0	0	58	136	97	0	0	0	0	0	291
1 or 2 times	1	0	0	0	0	0	0	206	297	218	0	0	0	0	0	721
3-5 times	2	0	0	0	0	0	0	122	133	139	0	0	0	0	0	394
6 or more times	3	0	0	0	0	0	0	0	89	143	0	0	0	0	0	232
No answer	9	0	0	0	0	0	0	19	6	6	0	0	0	0	0	31
Not applicable	IAP	13626	354	7542	353	5907	10334	2412	2104	2209	4510	2023	2044	1974	2538	57930

E. Friends or relatives?

[VAR: HLTHFREL]

RESPONSE	PUNCH	YEAR														
		1972-82	1982B	1983-87	1987B	1988-91	1993-98	2000	2002	2004	2006	2008	2010	2012	2014	ALL
Not at all	0	0	0	0	0	0	0	201	280	230	0	0	0	0	0	711
1 or 2 times	1	0	0	0	0	0	0	122	229	199	0	0	0	0	0	550
3-5 times	2	0	0	0	0	0	0	61	83	91	0	0	0	0	0	235
6 or more times	3	0	0	0	0	0	0	0	63	76	0	0	0	0	0	139
Don't know	8	0	0	0	0	0	0	0	0	1	0	0	0	0	0	1
No answer	9	0	0	0	0	0	0	21	6	6	0	0	0	0	0	33
Not applicable	IAP	13626	354	7542	353	5907	10334	2412	2104	2209	4510	2023	2044	1974	2538	57930

F. Radio or television programs?

[VAR: HLTHTV]

RESPONSE	PUNCH	YEAR														
		1972-82	1982B	1983-87	1987B	1988-91	1993-98	2000	2002	2004	2006	2008	2010	2012	2014	ALL
Not at all	0	0	0	0	0	0	0	256	439	415	0	0	0	0	0	1110
1 or 2 times	1	0	0	0	0	0	0	84	126	99	0	0	0	0	0	309
3-5 times	2	0	0	0	0	0	0	45	54	39	0	0	0	0	0	138
6 or more times	3	0	0	0	0	0	0	0	35	44	0	0	0	0	0	79
Don't know	8	0	0	0	0	0	0	0	1	0	0	0	0	0	0	1
No answer	9	0	0	0	0	0	0	20	6	6	0	0	0	0	0	32
Not applicable	IAP	13626	354	7542	353	5907	10334	2412	2104	2209	4510	2023	2044	1974	2538	57930

G. The Internet or World Wide Web?

[VAR: HLTHWWW]

RESPONSE	PUNCH	YEAR														
		1972-82	1982B	1983-87	1987B	1988-91	1993-98	2000	2002	2004	2006	2008	2010	2012	2014	ALL
Not at all	0	0	0	0	0	0	0	215	238	179	0	0	0	0	0	632
1 or 2 times	1	0	0	0	0	0	0	94	150	122	0	0	0	0	0	366
3-5 times	2	0	0	0	0	0	0	76	129	121	0	0	0	0	0	326
6 or more times	3	0	0	0	0	0	0	0	138	175	0	0	0	0	0	313
No answer	9	0	0	0	0	0	0	20	6	6	0	0	0	0	0	32
Not applicable	IAP	13626	354	7542	353	5907	10334	2412	2104	2209	4510	2023	2044	1974	2538	57930

REMARKS: See Appendix N for changes across surveys.

800. In the past two years, that is, between (INSERT CURRENT MONTH) 1998 and (INSERT CURRENT MONTH) 2000–
have you looked for information about the views or background of a candidate for political office?

[VAR: POLINFO]

RESPONSE	PUNCH	YEAR														
		1972-82	1982B	1983-87	1987B	1988-91	1993-98	2000	2002	2004	2006	2008	2010	2012	2014	ALL
Not at all (GO TO BUYINFGN)	0	0	0	0	0	0	0	674	0	0	0	0	0	0	0	674
1 or 2 times	1	0	0	0	0	0	0	111	0	0	0	0	0	0	0	111
3 or more times	2	0	0	0	0	0	0	137	0	0	0	0	0	0	0	137
No answer	9	0	0	0	0	0	0	11	0	0	0	0	0	0	0	11
Not applicable	IAP	13626	354	7542	353	5907	10334	1884	2765	2812	4510	2023	2044	1974	2538	58666

801. If YES, please tell me if you looked for such candidate information from:

A. Articles in a daily newspaper?

[VAR: POLPAPR]

<u>RESPONSE</u>	<u>PUNCH</u>	<u>YEAR</u>														
		<u>1972-82</u>	<u>1982B</u>	<u>1983-87</u>	<u>1987B</u>	<u>1988-91</u>	<u>1993-98</u>	<u>2000</u>	<u>2002</u>	<u>2004</u>	<u>2006</u>	<u>2008</u>	<u>2010</u>	<u>2012</u>	<u>2014</u>	<u>ALL</u>
Not at all	0	0	0	0	0	0	0	42	0	0	0	0	0	0	0	42
1 or 2 times	1	0	0	0	0	0	0	83	0	0	0	0	0	0	0	83
3 or more times	2	0	0	0	0	0	0	119	0	0	0	0	0	0	0	119
No answer	9	0	0	0	0	0	0	15	0	0	0	0	0	0	0	15
Not applicable	IAP	13626	354	7542	353	5907	10334	2558	2765	2812	4510	2023	2044	1974	2538	59340

B. Articles in general news magazines like TIME, NEWSWEEK, or U.S. NEWS?

[VAR: POLMAG1]

<u>RESPONSE</u>	<u>PUNCH</u>	<u>YEAR</u>														
		<u>1972-82</u>	<u>1982B</u>	<u>1983-87</u>	<u>1987B</u>	<u>1988-91</u>	<u>1993-98</u>	<u>2000</u>	<u>2002</u>	<u>2004</u>	<u>2006</u>	<u>2008</u>	<u>2010</u>	<u>2012</u>	<u>2014</u>	<u>ALL</u>
Not at All	0	0	0	0	0	0	0	95	0	0	0	0	0	0	0	95
1 or 2 times	1	0	0	0	0	0	0	86	0	0	0	0	0	0	0	86
3 or more times	2	0	0	0	0	0	0	63	0	0	0	0	0	0	0	63
No answer	9	0	0	0	0	0	0	15	0	0	0	0	0	0	0	15
Not applicable	IAP	13626	354	7542	353	5907	10334	2558	2765	2812	4510	2023	2044	1974	2538	59340

C. Special magazine or newsletter with particular policy interest or perspective?

[VAR: POLMAG2]

<u>RESPONSE</u>	<u>PUNCH</u>	<u>YEAR</u>														
		<u>1972-82</u>	<u>1982B</u>	<u>1983-87</u>	<u>1987B</u>	<u>1988-91</u>	<u>1993-98</u>	<u>2000</u>	<u>2002</u>	<u>2004</u>	<u>2006</u>	<u>2008</u>	<u>2010</u>	<u>2012</u>	<u>2014</u>	<u>ALL</u>
Not at all	0	0	0	0	0	0	0	151	0	0	0	0	0	0	0	151
1 or 2 times	1	0	0	0	0	0	0	57	0	0	0	0	0	0	0	57
3 or more times	2	0	0	0	0	0	0	36	0	0	0	0	0	0	0	36
No answer	9	0	0	0	0	0	0	15	0	0	0	0	0	0	0	15
Not applicable	IAP	13626	354	7542	353	5907	10334	2558	2765	2812	4510	2023	2044	1974	2538	59340

D. Radio or Television programs?

[VAR: POLTV]

<u>RESPONSE</u>	<u>PUNCH</u>	<u>YEAR</u>														
		<u>1972-82</u>	<u>1982B</u>	<u>1983-87</u>	<u>1987B</u>	<u>1988-91</u>	<u>1993-98</u>	<u>2000</u>	<u>2002</u>	<u>2004</u>	<u>2006</u>	<u>2008</u>	<u>2010</u>	<u>2012</u>	<u>2014</u>	<u>ALL</u>
Not at all	0	0	0	0	0	0	0	46	0	0	0	0	0	0	0	46
1 or 2 times	1	0	0	0	0	0	0	81	0	0	0	0	0	0	0	81
3 or more times	2	0	0	0	0	0	0	118	0	0	0	0	0	0	0	118
No answer	9	0	0	0	0	0	0	14	0	0	0	0	0	0	0	14
Not applicable	IAP	13626	354	7542	353	5907	10334	2558	2765	2812	4510	2023	2044	1974	2538	59340

E. Friends or relatives?

[VAR: POLFREL]

<u>RESPONSE</u>	<u>PUNCH</u>	<u>YEAR</u>														
		<u>1972-82</u>	<u>1982B</u>	<u>1983-87</u>	<u>1987B</u>	<u>1988-91</u>	<u>1993-98</u>	<u>2000</u>	<u>2002</u>	<u>2004</u>	<u>2006</u>	<u>2008</u>	<u>2010</u>	<u>2012</u>	<u>2014</u>	<u>ALL</u>
Not at all	0	0	0	0	0	0	0	122	0	0	0	0	0	0	0	122
1 or 2 times	1	0	0	0	0	0	0	64	0	0	0	0	0	0	0	64
3 or more times	2	0	0	0	0	0	0	59	0	0	0	0	0	0	0	59
No answer	9	0	0	0	0	0	0	14	0	0	0	0	0	0	0	14
Not applicable	IAP	13626	354	7542	353	5907	10334	2558	2765	2812	4510	2023	2044	1974	2538	59340

F. Campaign materials from campaign worker or candidate?

[VAR: POLCAMP]

<u>RESPONSE</u>	<u>PUNCH</u>	<u>YEAR</u>														
		<u>1972-82</u>	<u>1982B</u>	<u>1983-87</u>	<u>1987B</u>	<u>1988-91</u>	<u>1993-98</u>	<u>2000</u>	<u>2002</u>	<u>2004</u>	<u>2006</u>	<u>2008</u>	<u>2010</u>	<u>2012</u>	<u>2014</u>	<u>ALL</u>
Not at all	0	0	0	0	0	0	0	136	0	0	0	0	0	0	0	136
1 or 2 times	1	0	0	0	0	0	0	56	0	0	0	0	0	0	0	56
3 or more times	2	0	0	0	0	0	0	53	0	0	0	0	0	0	0	53
No answer	9	0	0	0	0	0	0	14	0	0	0	0	0	0	0	14
Not applicable	IAP	13626	354	7542	353	5907	10334	2558	2765	2812	4510	2023	2044	1974	2538	59340

G. The Internet or World Wide Web?

[VAR: POLWWW]

RESPONSE	PUNCH	YEAR														
		1972-82	1982B	1983-87	1987B	1988-91	1993-98	2000	2002	2004	2006	2008	2010	2012	2014	ALL
Not at all	0	0	0	0	0	0	0	150	0	0	0	0	0	0	0	150
1 or 2 times	1	0	0	0	0	0	0	46	0	0	0	0	0	0	0	46
3 or more times	2	0	0	0	0	0	0	49	0	0	0	0	0	0	0	49
No answer	9	0	0	0	0	0	0	14	0	0	0	0	0	0	0	14
Not applicable	IAP	13626	354	7542	353	5907	10334	2558	2765	2812	4510	2023	2044	1974	2538	59340

802. In the last twelve months, that is, from (INSERT CURRENT MONTH) 1999/2001 through (INSERT CURRENT MONTH) 2000/2002—have you:

A. Looked for information about a product you might want to buy?

[VAR: BUYINFGN]

RESPONSE	PUNCH	YEAR														
		1972-82	1982B	1983-87	1987B	1988-91	1993-98	2000	2002	2004	2006	2008	2010	2012	2014	ALL
Not at all	0	0	0	0	0	0	0	360	588	0	0	0	0	0	0	948
1 or 2 times	1	0	0	0	0	0	0	302	215	0	0	0	0	0	0	517
3-5 times	2	0	0	0	0	0	0	253	234	0	0	0	0	0	0	487
6 or more times	3	0	0	0	0	0	0	0	341	0	0	0	0	0	0	341
Don't know	8	0	0	0	0	0	0	0	10	0	0	0	0	0	0	10
No answer	9	0	0	0	0	0	0	18	5	0	0	0	0	0	0	23
Not applicable	IAP	13626	354	7542	353	5907	10334	1884	1372	2812	4510	2023	2044	1974	2538	57273

B. Invested money in a stock or mutual fund?

[VAR: INVESTGN]

RESPONSE	PUNCH	YEAR														
		1972-82	1982B	1983-87	1987B	1988-91	1993-98	2000	2002	2004	2006	2008	2010	2012	2014	ALL
Not at all	0	0	0	0	0	0	0	606	974	0	0	0	0	0	0	1580
1 or 2 times	1	0	0	0	0	0	0	166	178	0	0	0	0	0	0	344
3-5 times	2	0	0	0	0	0	0	143	76	0	0	0	0	0	0	219
6 or more times	3	0	0	0	0	0	0	0	150	0	0	0	0	0	0	150
Don't know	8	0	0	0	0	0	0	0	8	0	0	0	0	0	0	8
No answer	9	0	0	0	0	0	0	18	7	0	0	0	0	0	0	25
Not applicable	IAP	13626	354	7542	353	5907	10334	1884	1372	2812	4510	2023	2044	1974	2538	57273

C. Made an airplane or other travel reservations?

[VAR: TRAVELGN]

<u>RESPONSE</u>	<u>PUNCH</u>	<u>YEAR</u>														
		<u>1972-82</u>	<u>1982B</u>	<u>1983-87</u>	<u>1987B</u>	<u>1988-91</u>	<u>1993-98</u>	<u>2000</u>	<u>2002</u>	<u>2004</u>	<u>2006</u>	<u>2008</u>	<u>2010</u>	<u>2012</u>	<u>2014</u>	<u>ALL</u>
Not at all	0	0	0	0	0	0	0	564	795	0	0	0	0	0	0	1359
1 or 2 times	1	0	0	0	0	0	0	228	370	0	0	0	0	0	0	598
3-5 times	2	0	0	0	0	0	0	123	147	0	0	0	0	0	0	270
6 or more times	3	0	0	0	0	0	0	0	69	0	0	0	0	0	0	69
Don't know	8	0	0	0	0	0	0	0	7	0	0	0	0	0	0	7
No answer	9	0	0	0	0	0	0	18	5	0	0	0	0	0	0	23
Not applicable	IAP	13626	354	7542	353	5907	10334	1884	1372	2812	4510	2023	2044	1974	2538	57273

D. Tried to meet new people for social purposes?

[VAR: PEOPLEGN]

<u>RESPONSE</u>	<u>PUNCH</u>	<u>YEAR</u>														
		<u>1972-82</u>	<u>1982B</u>	<u>1983-87</u>	<u>1987B</u>	<u>1988-91</u>	<u>1993-98</u>	<u>2000</u>	<u>2002</u>	<u>2004</u>	<u>2006</u>	<u>2008</u>	<u>2010</u>	<u>2012</u>	<u>2014</u>	<u>ALL</u>
Not at all	0	0	0	0	0	0	0	560	806	0	0	0	0	0	0	1366
1 or 2 times	1	0	0	0	0	0	0	170	190	0	0	0	0	0	0	360
3-5 times	2	0	0	0	0	0	0	182	164	0	0	0	0	0	0	346
6 or more times	3	0	0	0	0	0	0	0	220	0	0	0	0	0	0	220
Don't know	8	0	0	0	0	0	0	0	6	0	0	0	0	0	0	6
No answer	9	0	0	0	0	0	0	21	7	0	0	0	0	0	0	28
Not applicable	IAP	13626	354	7542	353	5907	10334	1884	1372	2812	4510	2023	2044	1974	2538	57273

E. Played an indoor game with other people, like a board game, card game, or strategy game?

[VAR: GAMEGN]

<u>RESPONSE</u>	<u>PUNCH</u>	<u>YEAR</u>														
		<u>1972-82</u>	<u>1982B</u>	<u>1983-87</u>	<u>1987B</u>	<u>1988-91</u>	<u>1993-98</u>	<u>2000</u>	<u>2002</u>	<u>2004</u>	<u>2006</u>	<u>2008</u>	<u>2010</u>	<u>2012</u>	<u>2014</u>	<u>ALL</u>
Not at all	0	0	0	0	0	0	0	334	411	0	0	0	0	0	0	745
1 or 2 times	1	0	0	0	0	0	0	228	212	0	0	0	0	0	0	440
3-5 times	2	0	0	0	0	0	0	351	234	0	0	0	0	0	0	585
6 or more times	3	0	0	0	0	0	0	0	523	0	0	0	0	0	0	523
Don't know	8	0	0	0	0	0	0	0	7	0	0	0	0	0	0	7
No answer	9	0	0	0	0	0	0	20	6	0	0	0	0	0	0	26
Not applicable	IAP	13626	354	7542	353	5907	10334	1884	1372	2812	4510	2023	2044	1974	2538	57273

F. Looked for a new job or explored career opportunities?

[VAR: NEWJOBGN]

<u>RESPONSE</u>	<u>PUNCH</u>	<u>YEAR</u>														
		<u>1972-82</u>	<u>1982B</u>	<u>1983-87</u>	<u>1987B</u>	<u>1988-91</u>	<u>1993-98</u>	<u>2000</u>	<u>2002</u>	<u>2004</u>	<u>2006</u>	<u>2008</u>	<u>2010</u>	<u>2012</u>	<u>2014</u>	<u>ALL</u>
Not at all	0	0	0	0	0	0	0	580	0	0	0	0	0	0	0	580
1 or 2 times	1	0	0	0	0	0	0	207	0	0	0	0	0	0	0	207
3 or more times	2	0	0	0	0	0	0	126	0	0	0	0	0	0	0	126
No answer	9	0	0	0	0	0	0	20	0	0	0	0	0	0	0	20
Not applicable	IAP	13626	354	7542	353	5907	10334	1884	2765	2812	4510	2023	2044	1974	2538	58666

G. Discussed your views about political or social policy issues, current affairs, or political campaigns with other people?

[VAR: POLDISGN]

<u>RESPONSE</u>	<u>PUNCH</u>	<u>YEAR</u>														
		<u>1972-82</u>	<u>1982B</u>	<u>1983-87</u>	<u>1987B</u>	<u>1988-91</u>	<u>1993-98</u>	<u>2000</u>	<u>2002</u>	<u>2004</u>	<u>2006</u>	<u>2008</u>	<u>2010</u>	<u>2012</u>	<u>2014</u>	<u>ALL</u>
Not at all	0	0	0	0	0	0	0	400	479	0	0	0	0	0	0	879
1 or 2 times	1	0	0	0	0	0	0	178	177	0	0	0	0	0	0	355
3-5 times	2	0	0	0	0	0	0	336	238	0	0	0	0	0	0	574
6 or more times	3	0	0	0	0	0	0	0	486	0	0	0	0	0	0	486
Don't know	8	0	0	0	0	0	0	0	7	0	0	0	0	0	0	7
No answer	9	0	0	0	0	0	0	19	6	0	0	0	0	0	0	25
Not applicable	IAP	13626	354	7542	353	5907	10334	1884	1372	2812	4510	2023	2044	1974	2538	57273

H. Looked for information about political or social policy issues, current affairs, or political campaigns?

[VAR: POLINFGN]

<u>RESPONSE</u>	<u>PUNCH</u>	<u>YEAR</u>														
		<u>1972-82</u>	<u>1982B</u>	<u>1983-87</u>	<u>1987B</u>	<u>1988-91</u>	<u>1993-98</u>	<u>2000</u>	<u>2002</u>	<u>2004</u>	<u>2006</u>	<u>2008</u>	<u>2010</u>	<u>2012</u>	<u>2014</u>	<u>ALL</u>
Not at all	0	0	0	0	0	0	0	554	784	0	0	0	0	0	0	1338
1 or 2 times	1	0	0	0	0	0	0	160	175	0	0	0	0	0	0	335
3-5 times	2	0	0	0	0	0	0	200	135	0	0	0	0	0	0	335
6 or more times	3	0	0	0	0	0	0	0	285	0	0	0	0	0	0	285
Don't know	8	0	0	0	0	0	0	0	8	0	0	0	0	0	0	8
No answer	9	0	0	0	0	0	0	19	6	0	0	0	0	0	0	25
Not applicable	IAP	13626	354	7542	353	5907	10334	1884	1372	2812	4510	2023	2044	1974	2538	57273

I. Obtained information about a concert, play, or other performing-arts event?

[VAR: PERFRMGN]

RESPONSE	PUNCH	YEAR														
		1972-82	1982B	1983-87	1987B	1988-91	1993-98	2000	2002	2004	2006	2008	2010	2012	2014	ALL
Not at all	0	0	0	0	0	0	0	460	617	0	0	0	0	0	0	1077
1 or 2 times	1	0	0	0	0	0	0	238	275	0	0	0	0	0	0	513
3-5 times	2	0	0	0	0	0	0	217	263	0	0	0	0	0	0	480
6 or more times	3	0	0	0	0	0	0	0	226	0	0	0	0	0	0	226
Don't know	8	0	0	0	0	0	0	0	6	0	0	0	0	0	0	6
No answer	9	0	0	0	0	0	0	18	6	0	0	0	0	0	0	24
Not applicable	IAP	13626	354	7542	353	5907	10334	1884	1372	2812	4510	2023	2044	1974	2538	57273

J. Obtained information about an exhibit or other event at an art museum or art gallery?

[VAR: ARTGN]

RESPONSE	PUNCH	YEAR														
		1972-82	1982B	1983-87	1987B	1988-91	1993-98	2000	2002	2004	2006	2008	2010	2012	2014	ALL
Not at all	0	0	0	0	0	0	0	632	917	0	0	0	0	0	0	1549
1 or 2 times	1	0	0	0	0	0	0	185	244	0	0	0	0	0	0	429
3-5 times	2	0	0	0	0	0	0	98	141	0	0	0	0	0	0	239
6 or more times	3	0	0	0	0	0	0	0	79	0	0	0	0	0	0	79
Don't know	8	0	0	0	0	0	0	0	6	0	0	0	0	0	0	6
No answer	9	0	0	0	0	0	0	18	6	0	0	0	0	0	0	24
Not applicable	IAP	13626	354	7542	353	5907	10334	1884	1372	2812	4510	2023	2044	1974	2538	57273

K. Looked up the views of a political candidate for office?

[VAR: POLCANGN]

RESPONSE	PUNCH	YEAR														
		1972-82	1982B	1983-87	1987B	1988-91	1993-98	2000	2002	2004	2006	2008	2010	2012	2014	ALL
Not at all	0	0	0	0	0	0	0	0	942	0	0	0	0	0	0	942
1 or 2 times	1	0	0	0	0	0	0	0	198	0	0	0	0	0	0	198
3-5 times	2	0	0	0	0	0	0	0	138	0	0	0	0	0	0	138
6 or more times	3	0	0	0	0	0	0	0	103	0	0	0	0	0	0	103
Don't know	8	0	0	0	0	0	0	0	6	0	0	0	0	0	0	6
No answer	9	0	0	0	0	0	0	0	6	0	0	0	0	0	0	6
Not applicable	IAP	13626	354	7542	353	5907	10334	2817	1372	2812	4510	2023	2044	1974	2538	58206

REMARKS: See Appendix N for changes across surveys.

803. Not counting people at work or family at home, about how many other friends or relatives do you keep in contact with at least once a year?

[VAR: NUMCNTCT]

RESPONSE	PUNCH	YEAR														
		<u>1972-82</u>	<u>1982B</u>	<u>1983-87</u>	<u>1987B</u>	<u>1988-91</u>	<u>1993-98</u>	<u>2000</u>	<u>2002</u>	<u>2004</u>	<u>2006</u>	<u>2008</u>	<u>2010</u>	<u>2012</u>	<u>2014</u>	<u>ALL</u>
0 people (GO TO COMPHOME)	0	0	0	0	0	0	0	18	32	32	0	0	0	0	0	82
1-2	1-2	0	0	0	0	0	0	40	110	70	0	0	0	0	0	220
3-5	3-5	0	0	0	0	0	0	193	396	139	0	0	0	0	0	728
6-10	6-10	0	0	0	0	0	0	206	545	208	0	0	0	0	0	959
11-15	11-15	0	0	0	0	0	0	98	274	97	0	0	0	0	0	469
16-25	16-25	0	0	0	0	0	0	154	481	160	0	0	0	0	0	795
25-50	25-50	0	0	0	0	0	0	130	547	162	0	0	0	0	0	839
50-994	50-994	0	0	0	0	0	0	59	326	92	0	0	0	0	0	477
Unspecified	995	0	0	0	0	0	0	10	0	0	0	0	0	0	0	10
Too many to list	996	0	0	0	0	0	0	1	0	0	0	0	0	0	0	1
Don't know	998	0	0	0	0	0	0	8	42	13	0	0	0	0	0	63
No answer	999	0	0	0	0	0	0	16	12	11	0	0	0	0	0	39
Not applicable	IAP	13626	354	7542	353	5907	10334	1884	0	1828	4510	2023	2044	1974	2538	54917

REMARKS: Responses were collapsed for display purposes.

**IF NUMCNTCT EQUALS 0, GO TO COMPHOME
ELSE, ASK INPERSON-BYEMAIL**

804. Of these _____ friends and relatives, about how many do you stay in contact with by:

HAND CARD FI

A. Seeing them socially, face-to-face?

[VAR: INPERSON]

RESPONSE	PUNCH	YEAR														
		1972-82	1982B	1983-87	1987B	1988-91	1993-98	2000	2002	2004	2006	2008	2010	2012	2014	ALL
0 people	1	0	0	0	0	0	0	63	103	66	0	0	0	0	0	232
1-2	2	0	0	0	0	0	0	139	322	133	0	0	0	0	0	594
3-5	3	0	0	0	0	0	0	213	531	183	0	0	0	0	0	927
6-10	4	0	0	0	0	0	0	192	572	197	0	0	0	0	0	961
11-15	5	0	0	0	0	0	0	83	302	102	0	0	0	0	0	487
16-25	6	0	0	0	0	0	0	96	361	113	0	0	0	0	0	570
26-50	7	0	0	0	0	0	0	76	313	79	0	0	0	0	0	468
50 +	8	0	0	0	0	0	0	44	173	50	0	0	0	0	0	267
Don't know	98	0	0	0	0	0	0	4	1	4	0	0	0	0	0	9
No answer	99	0	0	0	0	0	0	23	13	12	0	0	0	0	0	48
Not applicable	IAP	13626	354	7542	353	5907	10334	1884	74	1873	4510	2023	2044	1974	2538	55036

B. Talking with them on the telephone?

[VAR: BYPHONE]

RESPONSE	PUNCH	YEAR														
		1972-82	1982B	1983-87	1987B	1988-91	1993-98	2000	2002	2004	2006	2008	2010	2012	2014	ALL
0	1	0	0	0	0	0	0	38	69	21	0	0	0	0	0	128
1-2	2	0	0	0	0	0	0	95	262	137	0	0	0	0	0	494
3-5	3	0	0	0	0	0	0	236	608	188	0	0	0	0	0	1032
6-10	4	0	0	0	0	0	0	227	634	227	0	0	0	0	0	1088
11-15	5	0	0	0	0	0	0	102	336	109	0	0	0	0	0	547
16-25	6	0	0	0	0	0	0	116	380	133	0	0	0	0	0	629
26-50	7	0	0	0	0	0	0	63	275	83	0	0	0	0	0	421
50 +	8	0	0	0	0	0	0	33	113	29	0	0	0	0	0	175
Don't know	98	0	0	0	0	0	0	1	0	0	0	0	0	0	0	1
No answer	99	0	0	0	0	0	0	22	14	12	0	0	0	0	0	48
Not applicable	IAP	13626	354	7542	353	5907	10334	1884	74	1873	4510	2023	2044	1974	2538	55036

C. Exchanging cards or letters through U.S. postal mail?

[VAR: LETTERS]

RESPONSE	PUNCH	YEAR														
		<u>1972-82</u>	<u>1982B</u>	<u>1983-87</u>	<u>1987B</u>	<u>1988-91</u>	<u>1993-98</u>	<u>2000</u>	<u>2002</u>	<u>2004</u>	<u>2006</u>	<u>2008</u>	<u>2010</u>	<u>2012</u>	<u>2014</u>	<u>ALL</u>
0	1	0	0	0	0	0	0	227	755	282	0	0	0	0	0	1264
1-2	2	0	0	0	0	0	0	155	406	154	0	0	0	0	0	715
3-5	3	0	0	0	0	0	0	186	468	174	0	0	0	0	0	828
6-10	4	0	0	0	0	0	0	137	354	105	0	0	0	0	0	596
11-15	5	0	0	0	0	0	0	44	170	42	0	0	0	0	0	256
16-25	6	0	0	0	0	0	0	64	204	70	0	0	0	0	0	338
26-50	7	0	0	0	0	0	0	48	208	58	0	0	0	0	0	314
50 +	8	0	0	0	0	0	0	45	112	41	0	0	0	0	0	198
Don't know	98	0	0	0	0	0	0	1	1	1	0	0	0	0	0	3
No answer	99	0	0	0	0	0	0	26	13	12	0	0	0	0	0	51
Not applicable	IAP	13626	354	7542	353	5907	10334	1884	74	1873	4510	2023	2044	1974	2538	55036

D. Seeing them at meetings or events related to church, clubs, or other groups?

[VAR: MEETINGS]

RESPONSE	PUNCH	YEAR														
		<u>1972-82</u>	<u>1982B</u>	<u>1983-87</u>	<u>1987B</u>	<u>1988-91</u>	<u>1993-98</u>	<u>2000</u>	<u>2002</u>	<u>2004</u>	<u>2006</u>	<u>2008</u>	<u>2010</u>	<u>2012</u>	<u>2014</u>	<u>ALL</u>
0	1	0	0	0	0	0	0	364	982	428	0	0	0	0	0	1774
1-2	2	0	0	0	0	0	0	135	292	100	0	0	0	0	0	527
3-5	3	0	0	0	0	0	0	122	384	127	0	0	0	0	0	633
6-10	4	0	0	0	0	0	0	103	369	110	0	0	0	0	0	582
11-15	5	0	0	0	0	0	0	51	174	46	0	0	0	0	0	271
16-25	6	0	0	0	0	0	0	62	215	55	0	0	0	0	0	332
26-50	7	0	0	0	0	0	0	27	153	31	0	0	0	0	0	211
50 +	8	0	0	0	0	0	0	39	105	28	0	0	0	0	0	172
Don't know	98	0	0	0	0	0	0	2	4	2	0	0	0	0	0	8
No answer	99	0	0	0	0	0	0	28	13	12	0	0	0	0	0	53
Not applicable	IAP	13626	354	7542	353	5907	10334	1884	74	1873	4510	2023	2044	1974	2538	55036

E. Communicating through electronic mail?

[VAR: BYEMAIL]

RESPONSE	PUNCH	YEAR														
		1972-82	1982B	1983-87	1987B	1988-91	1993-98	2000	2002	2004	2006	2008	2010	2012	2014	ALL
0	1	0	0	0	0	0	0	533	1278	363	0	0	0	0	0	2174
1-2	2	0	0	0	0	0	0	76	233	117	0	0	0	0	0	426
3-5	3	0	0	0	0	0	0	84	348	142	0	0	0	0	0	574
6-10	4	0	0	0	0	0	0	84	310	139	0	0	0	0	0	533
11-15	5	0	0	0	0	0	0	42	169	49	0	0	0	0	0	260
16-25	6	0	0	0	0	0	0	44	160	52	0	0	0	0	0	256
26-50	7	0	0	0	0	0	0	22	126	50	0	0	0	0	0	198
50 +	8	0	0	0	0	0	0	18	53	15	0	0	0	0	0	86
Don't know	98	0	0	0	0	0	0	1	1	0	0	0	0	0	0	2
No answer	99	0	0	0	0	0	0	29	13	12	0	0	0	0	0	54
Not applicable	IAP	13626	354	7542	353	5907	10334	1884	74	1873	4510	2023	2044	1974	2538	55036

REMARKS: Hand Card FI contained response options 1-8.

805. A. Do you have one or more computers at your home? [INTERVIEWER: INCLUDE LAPTOPS THAT R CAN USE AT WORK OR HOME]

[VAR: COMPHOME]

RESPONSE	PUNCH	YEAR														
		1972-82	1982B	1983-87	1987B	1988-91	1993-98	2000	2002	2004	2006	2008	2010	2012	2014	ALL
Yes	1	0	0	0	0	0	0	391	1584	0	0	0	0	0	0	1975
No (GO TO COMPWORK)	2	0	0	0	0	0	0	109	307	0	0	0	0	0	0	416
No answer	9	0	0	0	0	0	0	23	19	0	0	0	0	0	0	42
Not applicable	IAP	13626	354	7542	353	5907	10334	2294	855	2812	4510	2023	2044	1974	2538	57166

B. Do you, yourself, ever use a computer at home?

[VAR: USEHOME]

RESPONSE	PUNCH	YEAR														
		1972-82	1982B	1983-87	1987B	1988-91	1993-98	2000	2002	2004	2006	2008	2010	2012	2014	ALL
Yes	1	0	0	0	0	0	0	376	0	0	0	0	0	0	0	376
No (GO TO COMPWORK)	2	0	0	0	0	0	0	15	0	0	0	0	0	0	0	15
No answer	9	0	0	0	0	0	0	23	0	0	0	0	0	0	0	23
Not applicable	IAP	13626	354	7542	353	5907	10334	2403	2765	2812	4510	2023	2044	1974	2538	59185

C. How many computers in working condition do you have in your home?

[VAR: NUMHOME]

RESPONSE	PUNCH	YEAR														
		1972-82	1982B	1983-87	1987B	1988-91	1993-98	2000	2002	2004	2006	2008	2010	2012	2014	ALL
1	1	0	0	0	0	0	0	261	0	0	0	0	0	0	0	261
2	2	0	0	0	0	0	0	76	0	0	0	0	0	0	0	76
3	3	0	0	0	0	0	0	27	0	0	0	0	0	0	0	27
4	4	0	0	0	0	0	0	7	0	0	0	0	0	0	0	7
5	5	0	0	0	0	0	0	2	0	0	0	0	0	0	0	2
6	6	0	0	0	0	0	0	1	0	0	0	0	0	0	0	1
Don't know	8	0	0	0	0	0	0	1	0	0	0	0	0	0	0	1
No answer	9	0	0	0	0	0	0	24	0	0	0	0	0	0	0	24
Not applicable	IAP	13626	354	7542	353	5907	10334	2418	2765	2812	4510	2023	2044	1974	2538	59200

806. A. Can you use the World Wide Web when you are at home?

[VAR: WWWHOME]

RESPONSE	PUNCH	YEAR														
		1972-82	1982B	1983-87	1987B	1988-91	1993-98	2000	2002	2004	2006	2008	2010	2012	2014	ALL
Yes	1	0	0	0	0	0	0	323	665	0	0	0	0	0	0	988
No (GO TO EMMINH)	2	0	0	0	0	0	0	53	82	0	0	0	0	0	0	135
No answer	9	0	0	0	0	0	0	23	2	0	0	0	0	0	0	25
Not applicable	IAP	13626	354	7542	353	5907	10334	2418	2016	2812	4510	2023	2044	1974	2538	58451

B. Does your employer provide all or part of your Internet access from home?

[VAR: PAYWWW]

RESPONSE	PUNCH	YEAR														
		1972-82	1982B	1983-87	1987B	1988-91	1993-98	2000	2002	2004	2006	2008	2010	2012	2014	ALL
Employer provides Internet connection at no charge	1	0	0	0	0	0	0	42	0	0	0	0	0	0	0	42
Covers some but not all of cost	2	0	0	0	0	0	0	8	0	0	0	0	0	0	0	8
Does not contribute to cost of using Internet	3	0	0	0	0	0	0	243	0	0	0	0	0	0	0	243
No answer	9	0	0	0	0	0	0	53	0	0	0	0	0	0	0	53
Not applicable	IAP	13626	354	7542	353	5907	10334	2471	2765	2812	4510	2023	2044	1974	2538	59253

C. At your home are you connected to the World Wide Web through a regular telephone line connected to your computer, or through some other means?

[VAR: WWWLINE1]

<u>RESPONSE</u>	<u>PUNCH</u>	<u>YEAR</u>														
		<u>1972-82</u>	<u>1982B</u>	<u>1983-87</u>	<u>1987B</u>	<u>1988-91</u>	<u>1993-98</u>	<u>2000</u>	<u>2002</u>	<u>2004</u>	<u>2006</u>	<u>2008</u>	<u>2010</u>	<u>2012</u>	<u>2014</u>	<u>ALL</u>
Regular telephone line (GO TO EMMINH)	1	0	0	0	0	0	0	302	536	0	0	0	0	0	0	838
Other means	2	0	0	0	0	0	0	20	119	0	0	0	0	0	0	139
Don't know	8	0	0	0	0	0	0	1	1	0	0	0	0	0	0	2
No answer	9	0	0	0	0	0	0	23	11	0	0	0	0	0	0	34
Not applicable	IAP	13626	354	7542	353	5907	10334	2471	2098	2812	4510	2023	2044	1974	2538	58586

D. What is this other means by which you are connected to the World Wide Web?

HAND CARD FJ

[VAR: WWWLINE2]

<u>RESPONSE</u>	<u>PUNCH</u>	<u>YEAR</u>														
		<u>1972-82</u>	<u>1982B</u>	<u>1983-87</u>	<u>1987B</u>	<u>1988-91</u>	<u>1993-98</u>	<u>2000</u>	<u>2002</u>	<u>2004</u>	<u>2006</u>	<u>2008</u>	<u>2010</u>	<u>2012</u>	<u>2014</u>	<u>ALL</u>
Special high-speed telephone line (ISDN) connected to your computer	1	0	0	0	0	0	0	6	38	0	0	0	0	0	0	44
Cable service line connected to your computer	2	0	0	0	0	0	0	10	72	0	0	0	0	0	0	82
Web TV line, connected to your television set	3	0	0	0	0	0	0	1	3	0	0	0	0	0	0	4
More than one type of connection	4	0	0	0	0	0	0	1	1	0	0	0	0	0	0	2
Other, not mentioned above	5	0	0	0	0	0	0	2	1	0	0	0	0	0	0	3
Wireless connection (e.g. from a satellite)	6	0	0	0	0	0	0	0	4	0	0	0	0	0	0	4
Don't know	8	0	0	0	0	0	0	1	0	0	0	0	0	0	0	1
No answer	9	0	0	0	0	0	0	23	11	0	0	0	0	0	0	34
Not applicable	IAP	13626	354	7542	353	5907	10334	2773	2635	2812	4510	2023	2044	1974	2538	59425

REMARKS: Hand Card FJ contained response options 1-5 for WWWLINE2.
See Appendix N for changes in wording across surveys.

807. About how many minutes or hours a week do you use your home computer for each of the following:

A. Shopping, paying bills and other household management?

1. Minutes per week?

[VAR: ECOMMINH]

<u>RESPONSE</u>	<u>PUNCH</u>	<u>YEAR</u>														
		<u>1972-82</u>	<u>1982B</u>	<u>1983-87</u>	<u>1987B</u>	<u>1988-91</u>	<u>1993-98</u>	<u>2000</u>	<u>2002</u>	<u>2004</u>	<u>2006</u>	<u>2008</u>	<u>2010</u>	<u>2012</u>	<u>2014</u>	<u>ALL</u>
0	0	0	0	0	0	0	0	314	0	0	0	0	0	0	0	314
1 - 14	1-14	0	0	0	0	0	0	11	0	0	0	0	0	0	0	11
15-29	15-29	0	0	0	0	0	0	16	0	0	0	0	0	0	0	16
30-44	30-44	0	0	0	0	0	0	20	0	0	0	0	0	0	0	20
45-59	45-59	0	0	0	0	0	0	1	0	0	0	0	0	0	0	1
Don't know	98	0	0	0	0	0	0	3	0	0	0	0	0	0	0	3
No answer	99	0	0	0	0	0	0	34	0	0	0	0	0	0	0	34
Not applicable (Punch 2 on Cols. 3209, 3400)	IAP	13626	354	7542	353	5907	10334	2418	2765	2812	4510	2023	2044	1974	2538	59200

2. Hours per week?

[VAR: ECOMHRH]

<u>RESPONSE</u>	<u>PUNCH</u>	<u>YEAR</u>														
		<u>1972-82</u>	<u>1982B</u>	<u>1983-87</u>	<u>1987B</u>	<u>1988-91</u>	<u>1993-98</u>	<u>2000</u>	<u>2002</u>	<u>2004</u>	<u>2006</u>	<u>2008</u>	<u>2010</u>	<u>2012</u>	<u>2014</u>	<u>ALL</u>
Zero Hours	0	0	0	0	0	0	0	216	0	0	0	0	0	0	0	216
1	1	0	0	0	0	0	0	58	0	0	0	0	0	0	0	58
2	2	0	0	0	0	0	0	18	0	0	0	0	0	0	0	18
3	3	0	0	0	0	0	0	8	0	0	0	0	0	0	0	8
4	4	0	0	0	0	0	0	1	0	0	0	0	0	0	0	1
5-9	5-9	0	0	0	0	0	0	7	0	0	0	0	0	0	0	7
10-168	10-168	0	0	0	0	0	0	2	0	0	0	0	0	0	0	2
Don't know	998	0	0	0	0	0	0	3	0	0	0	0	0	0	0	3
No answer	999	0	0	0	0	0	0	86	0	0	0	0	0	0	0	86
Not applicable	IAP	13626	354	7542	353	5907	10334	2418	2765	2812	4510	2023	2044	1974	2538	59200

B. Personal interests, games, or enjoyment?

1. Minutes per week?

[VAR: PERMINH]

<u>RESPONSE</u>	<u>PUNCH</u>	<u>YEAR</u>														
		<u>1972-82</u>	<u>1982B</u>	<u>1983-87</u>	<u>1987B</u>	<u>1988-91</u>	<u>1993-98</u>	<u>2000</u>	<u>2002</u>	<u>2004</u>	<u>2006</u>	<u>2008</u>	<u>2010</u>	<u>2012</u>	<u>2014</u>	<u>ALL</u>
Zero Minutes	0	0	0	0	0	0	0	320	0	0	0	0	0	0	0	320
1-14	1-14	0	0	0	0	0	0	10	0	0	0	0	0	0	0	10
15-29	15-29	0	0	0	0	0	0	8	0	0	0	0	0	0	0	8
30-44	30-44	0	0	0	0	0	0	29	0	0	0	0	0	0	0	29
45-59	45-59	0	0	0	0	0	0	1	0	0	0	0	0	0	0	1
Don't know	98	0	0	0	0	0	0	2	0	0	0	0	0	0	0	2
No answer	99	0	0	0	0	0	0	29	0	0	0	0	0	0	0	29
Not applicable	IAP	13626	354	7542	353	5907	10334	2418	2765	2812	4510	2023	2044	1974	2538	59200

2. Hours per week?

[VAR: PERHRH]

<u>RESPONSE</u>	<u>PUNCH</u>	<u>YEAR</u>														
		<u>1972-82</u>	<u>1982B</u>	<u>1983-87</u>	<u>1987B</u>	<u>1988-91</u>	<u>1993-98</u>	<u>2000</u>	<u>2002</u>	<u>2004</u>	<u>2006</u>	<u>2008</u>	<u>2010</u>	<u>2012</u>	<u>2014</u>	<u>ALL</u>
Zero Hours	0	0	0	0	0	0	0	112	0	0	0	0	0	0	0	112
1	1	0	0	0	0	0	0	68	0	0	0	0	0	0	0	68
2	2	0	0	0	0	0	0	47	0	0	0	0	0	0	0	47
3	3	0	0	0	0	0	0	23	0	0	0	0	0	0	0	23
4	4	0	0	0	0	0	0	13	0	0	0	0	0	0	0	13
5-9	5-9	0	0	0	0	0	0	40	0	0	0	0	0	0	0	40
10-168	10-168	0	0	0	0	0	0	30	0	0	0	0	0	0	0	30
Don't know	998	0	0	0	0	0	0	2	0	0	0	0	0	0	0	2
No answer	999	0	0	0	0	0	0	64	0	0	0	0	0	0	0	64
Not applicable	IAP	13626	354	7542	353	5907	10334	2418	2765	2812	4510	2023	2044	1974	2538	59200

C. Paid work or other income-producing activity?

1. Minutes per week?

[VAR: WRKMINH]

<u>RESPONSE</u>	<u>PUNCH</u>	<u>YEAR</u>														
		<u>1972-82</u>	<u>1982B</u>	<u>1983-87</u>	<u>1987B</u>	<u>1988-91</u>	<u>1993-98</u>	<u>2000</u>	<u>2002</u>	<u>2004</u>	<u>2006</u>	<u>2008</u>	<u>2010</u>	<u>2012</u>	<u>2014</u>	<u>ALL</u>
Zero Minutes	0	0	0	0	0	0	0	346	0	0	0	0	0	0	0	346
1-14	1-14	0	0	0	0	0	0	2	0	0	0	0	0	0	0	2
15-29	15-29	0	0	0	0	0	0	3	0	0	0	0	0	0	0	3
30-44	30-44	0	0	0	0	0	0	12	0	0	0	0	0	0	0	12
45-59	45-59	0	0	0	0	0	0	0	0	0	0	0	0	0	0	0
Don't know	98	0	0	0	0	0	0	3	0	0	0	0	0	0	0	3
No answer	99	0	0	0	0	0	0	33	0	0	0	0	0	0	0	33
Not applicable	IAP	13626	354	7542	353	5907	10334	2418	2765	2812	4510	2023	2044	1974	2538	59200

2. Hours per week?

[VAR: WRKHRH]

<u>RESPONSE</u>	<u>PUNCH</u>	<u>YEAR</u>														
		<u>1972-82</u>	<u>1982B</u>	<u>1983-87</u>	<u>1987B</u>	<u>1988-91</u>	<u>1993-98</u>	<u>2000</u>	<u>2002</u>	<u>2004</u>	<u>2006</u>	<u>2008</u>	<u>2010</u>	<u>2012</u>	<u>2014</u>	<u>ALL</u>
Zero Hours	0	0	0	0	0	0	0	230	0	0	0	0	0	0	0	230
1	1	0	0	0	0	0	0	11	0	0	0	0	0	0	0	11
2	2	0	0	0	0	0	0	15	0	0	0	0	0	0	0	15
3	3	0	0	0	0	0	0	10	0	0	0	0	0	0	0	10
4	4	0	0	0	0	0	0	6	0	0	0	0	0	0	0	6
5-9	5-9	0	0	0	0	0	0	18	0	0	0	0	0	0	0	18
10-168	10-168	0	0	0	0	0	0	29	0	0	0	0	0	0	0	29
Don't know	998	0	0	0	0	0	0	3	0	0	0	0	0	0	0	3
No answer	999	0	0	0	0	0	0	77	0	0	0	0	0	0	0	77
Not applicable	IAP	13626	354	7542	353	5907	10334	2418	2765	2812	4510	2023	2044	1974	2538	59200

D. Sending or receiving e-mail?

1. Minutes per week?

[VAR: EMMINH]

<u>RESPONSE</u>	<u>PUNCH</u>	<u>YEAR</u>														
		<u>1972-82</u>	<u>1982B</u>	<u>1983-87</u>	<u>1987B</u>	<u>1988-91</u>	<u>1993-98</u>	<u>2000</u>	<u>2002</u>	<u>2004</u>	<u>2006</u>	<u>2008</u>	<u>2010</u>	<u>2012</u>	<u>2014</u>	<u>ALL</u>
Zero Minutes (GO TO WWWMINH)	0	0	0	0	0	0	0	286	1251	0	0	0	0	0	0	1537
1-14	1-14	0	0	0	0	0	0	19	87	0	0	0	0	0	0	106
15-29	15-29	0	0	0	0	0	0	22	78	0	0	0	0	0	0	100
30-44	30-44	0	0	0	0	0	0	36	129	0	0	0	0	0	0	165
45-59	45-59	0	0	0	0	0	0	7	11	0	0	0	0	0	0	18
Don't know	98	0	0	0	0	0	0	2	3	0	0	0	0	0	0	5
No answer	99	0	0	0	0	0	0	27	44	0	0	0	0	0	0	71
Not applicable	IAP	13626	354	7542	353	5907	10334	2418	1162	2812	4510	2023	2044	1974	2538	57597

2. Hours per week?

[VAR: EMHRH]

<u>RESPONSE</u>	<u>PUNCH</u>	<u>YEAR</u>														
		<u>1972-82</u>	<u>1982B</u>	<u>1983-87</u>	<u>1987B</u>	<u>1988-91</u>	<u>1993-98</u>	<u>2000</u>	<u>2002</u>	<u>2004</u>	<u>2006</u>	<u>2008</u>	<u>2010</u>	<u>2012</u>	<u>2014</u>	<u>ALL</u>
Zero Hours	0	0	0	0	0	0	0	101	656	0	0	0	0	0	0	757
1	1	0	0	0	0	0	0	61	308	0	0	0	0	0	0	369
2	2	0	0	0	0	0	0	53	198	0	0	0	0	0	0	251
3	3	0	0	0	0	0	0	34	107	0	0	0	0	0	0	141
4	4	0	0	0	0	0	0	18	44	0	0	0	0	0	0	62
5-9	5-9	0	0	0	0	0	0	32	152	0	0	0	0	0	0	184
10-168	10-168	0	0	0	0	0	0	18	91	0	0	0	0	0	0	109
Don't know	998	0	0	0	0	0	0	2	3	0	0	0	0	0	0	5
No answer	999	0	0	0	0	0	0	80	44	0	0	0	0	0	0	124
Not applicable	IAP	13626	354	7542	353	5907	10334	2418	1162	2812	4510	2023	2044	1974	2538	57597

E. Using the world Wide web (other than for e-mail)?

1. Minutes per week?

[VAR: WWWMINH]

<u>RESPONSE</u>	<u>PUNCH</u>	<u>YEAR</u>														
		<u>1972-82</u>	<u>1982B</u>	<u>1983-87</u>	<u>1987B</u>	<u>1988-91</u>	<u>1993-98</u>	<u>2000</u>	<u>2002</u>	<u>2004</u>	<u>2006</u>	<u>2008</u>	<u>2010</u>	<u>2012</u>	<u>2014</u>	<u>ALL</u>
Zero Minutes (GO TO COMPWORK)	0	0	0	0	0	0	0	315	1319	0	0	0	0	0	0	1634
1-14	1-14	0	0	0	0	0	0	12	54	0	0	0	0	0	0	66
15-29	15-29	0	0	0	0	0	0	13	41	0	0	0	0	0	0	54
30-44	30-44	0	0	0	0	0	0	27	121	0	0	0	0	0	0	148
45-59	45-59	0	0	0	0	0	0	4	10	0	0	0	0	0	0	14
Don't know	98	0	0	0	0	0	0	2	8	0	0	0	0	0	0	10
No answer	99	0	0	0	0	0	0	26	50	0	0	0	0	0	0	76
Not applicable	IAP	13626	354	7542	353	5907	10334	2418	1162	2812	4510	2023	2044	1974	2538	57597

2. Hours per week?

[VAR: WWWHRH]

<u>RESPONSE</u>	<u>PUNCH</u>	<u>YEAR</u>														
		<u>1972-82</u>	<u>1982B</u>	<u>1983-87</u>	<u>1987B</u>	<u>1988-91</u>	<u>1993-98</u>	<u>2000</u>	<u>2002</u>	<u>2004</u>	<u>2006</u>	<u>2008</u>	<u>2010</u>	<u>2012</u>	<u>2014</u>	<u>ALL</u>
Zero Hours	0	0	0	0	0	0	0	93	495	0	0	0	0	0	0	588
1	1	0	0	0	0	0	0	55	254	0	0	0	0	0	0	309
2	2	0	0	0	0	0	0	53	207	0	0	0	0	0	0	260
3	3	0	0	0	0	0	0	29	115	0	0	0	0	0	0	144
4	4	0	0	0	0	0	0	20	69	0	0	0	0	0	0	89
5-9	5-9	0	0	0	0	0	0	44	204	0	0	0	0	0	0	248
10-168	10-168	0	0	0	0	0	0	34	201	0	0	0	0	0	0	235
Don't know	998	0	0	0	0	0	0	2	8	0	0	0	0	0	0	10
No answer	999	0	0	0	0	0	0	69	50	0	0	0	0	0	0	119
Not applicable	IAP	13626	354	7542	353	5907	10334	2418	1162	2812	4510	2023	2044	1974	2538	57597

REMARKS: Responses were collapsed for purposes of display.

808. Do you use a computer at work—that is, at a workplace away from your home?

[VAR: COMPWORK]

RESPONSE	PUNCH	YEAR														
		<u>1972-82</u>	<u>1982B</u>	<u>1983-87</u>	<u>1987B</u>	<u>1988-91</u>	<u>1993-98</u>	<u>2000</u>	<u>2002</u>	<u>2004</u>	<u>2006</u>	<u>2008</u>	<u>2010</u>	<u>2012</u>	<u>2014</u>	<u>ALL</u>
Yes	1	0	0	0	0	0	0	291	1177	0	0	0	0	0	0	1468
No (GO TO COMPOTH)	2	0	0	0	0	0	0	192	716	0	0	0	0	0	0	908
Don't know	8	0	0	0	0	0	0	0	1	0	0	0	0	0	0	1
No answer	9	0	0	0	0	0	0	40	16	0	0	0	0	0	0	56
Not applicable	IAP	13626	354	7542	353	5907	10334	2294	855	2812	4510	2023	2044	1974	2538	57166

REMARKS: Interviewers were instructed to define "use a computer" as actively interact with a computer by means of keyboard, mouse, touchpad, or similar control. R's who work with machinery that is guided by computers that they do not control did not count.

809. For about how many minutes or hours a week do you use your work computer for each of the following:

A. Your paid job?

1. Minutes per week?

[VAR: JOBMINW]

RESPONSE	PUNCH	YEAR														
		<u>1972-82</u>	<u>1982B</u>	<u>1983-87</u>	<u>1987B</u>	<u>1988-91</u>	<u>1993-98</u>	<u>2000</u>	<u>2002</u>	<u>2004</u>	<u>2006</u>	<u>2008</u>	<u>2010</u>	<u>2012</u>	<u>2014</u>	<u>ALL</u>
Zero Minutes	0	0	0	0	0	0	0	261	0	0	0	0	0	0	0	261
1-14	1-14	0	0	0	0	0	0	6	0	0	0	0	0	0	0	6
15-29	15-29	0	0	0	0	0	0	3	0	0	0	0	0	0	0	3
30-44	30-44	0	0	0	0	0	0	13	0	0	0	0	0	0	0	13
45-59	45-59	0	0	0	0	0	0	2	0	0	0	0	0	0	0	2
Don't know	98	0	0	0	0	0	0	0	0	0	0	0	0	0	0	0
No answer	99	0	0	0	0	0	0	46	0	0	0	0	0	0	0	46
Not applicable	IAP	13626	354	7542	353	5907	10334	2486	2765	2812	4510	2023	2044	1974	2538	59268

2. Hours per week?

[VAR: JOBHRW]

<u>RESPONSE</u>	<u>PUNCH</u>	<u>YEAR</u>														
		<u>1972-82</u>	<u>1982B</u>	<u>1983-87</u>	<u>1987B</u>	<u>1988-91</u>	<u>1993-98</u>	<u>2000</u>	<u>2002</u>	<u>2004</u>	<u>2006</u>	<u>2008</u>	<u>2010</u>	<u>2012</u>	<u>2014</u>	<u>ALL</u>
Zero Hours	0	0	0	0	0	0	0	19	0	0	0	0	0	0	0	19
1	1	0	0	0	0	0	0	18	0	0	0	0	0	0	0	18
2	2	0	0	0	0	0	0	19	0	0	0	0	0	0	0	19
3	3	0	0	0	0	0	0	7	0	0	0	0	0	0	0	7
4	4	0	0	0	0	0	0	10	0	0	0	0	0	0	0	10
5-9	5-9	0	0	0	0	0	0	34	0	0	0	0	0	0	0	34
10-168	10-168	0	0	0	0	0	0	168	0	0	0	0	0	0	0	168
Don't know	998	0	0	0	0	0	0	0	0	0	0	0	0	0	0	0
No answer	999	0	0	0	0	0	0	56	0	0	0	0	0	0	0	56
Not applicable	IAP	13626	354	7542	353	5907	10334	2486	2765	2812	4510	2023	2044	1974	2538	59268

B. Other income-producing activities?

1. Minutes per week?

[VAR: INCMINW]

<u>RESPONSE</u>	<u>PUNCH</u>	<u>YEAR</u>														
		<u>1972-82</u>	<u>1982B</u>	<u>1983-87</u>	<u>1987B</u>	<u>1988-91</u>	<u>1993-98</u>	<u>2000</u>	<u>2002</u>	<u>2004</u>	<u>2006</u>	<u>2008</u>	<u>2010</u>	<u>2012</u>	<u>2014</u>	<u>ALL</u>
Zero Minutes	0	0	0	0	0	0	0	267	0	0	0	0	0	0	0	267
1-14	1-14	0	0	0	0	0	0	2	0	0	0	0	0	0	0	2
15-29	15-29	0	0	0	0	0	0	2	0	0	0	0	0	0	0	2
30-44	30-44	0	0	0	0	0	0	1	0	0	0	0	0	0	0	1
45-59	45-59	0	0	0	0	0	0	0	0	0	0	0	0	0	0	0
Don't know	98	0	0	0	0	0	0	1	0	0	0	0	0	0	0	1
No answer	99	0	0	0	0	0	0	58	0	0	0	0	0	0	0	58
Not applicable	IAP	13626	354	7542	353	5907	10334	2486	2765	2812	4510	2023	2044	1974	2538	59268

2. Hours per week?

[VAR: INCHRW]

RESPONSE	PUNCH	YEAR														
		<u>1972-82</u>	<u>1982B</u>	<u>1983-87</u>	<u>1987B</u>	<u>1988-91</u>	<u>1993-98</u>	<u>2000</u>	<u>2002</u>	<u>2004</u>	<u>2006</u>	<u>2008</u>	<u>2010</u>	<u>2012</u>	<u>2014</u>	<u>ALL</u>
Zero Hours	0	0	0	0	0	0	0	233	0	0	0	0	0	0	0	233
1	1	0	0	0	0	0	0	4	0	0	0	0	0	0	0	4
2	2	0	0	0	0	0	0	2	0	0	0	0	0	0	0	2
3	3	0	0	0	0	0	0	0	0	0	0	0	0	0	0	0
4	4	0	0	0	0	0	0	0	0	0	0	0	0	0	0	0
5-9	5-9	0	0	0	0	0	0	6	0	0	0	0	0	0	0	6
10-168	10-168	0	0	0	0	0	0	5	0	0	0	0	0	0	0	5
Don't know	998	0	0	0	0	0	0	1	0	0	0	0	0	0	0	1
No answer	999	0	0	0	0	0	0	80	0	0	0	0	0	0	0	80
Not applicable	IAP	13626	354	7542	353	5907	10334	2486	2765	2812	4510	2023	2044	1974	2538	59268

C. Shopping, paying bills and other household management?

1. Minutes per week?

[VAR: ECOMMINW]

RESPONSE	PUNCH	YEAR														
		<u>1972-82</u>	<u>1982B</u>	<u>1983-87</u>	<u>1987B</u>	<u>1988-91</u>	<u>1993-98</u>	<u>2000</u>	<u>2002</u>	<u>2004</u>	<u>2006</u>	<u>2008</u>	<u>2010</u>	<u>2012</u>	<u>2014</u>	<u>ALL</u>
Zero Minutes	0	0	0	0	0	0	0	268	0	0	0	0	0	0	0	268
1-14	1-14	0	0	0	0	0	0	1	0	0	0	0	0	0	0	1
15-29	15-29	0	0	0	0	0	0	5	0	0	0	0	0	0	0	5
30-44	30-44	0	0	0	0	0	0	3	0	0	0	0	0	0	0	3
45-59	45-59	0	0	0	0	0	0	0	0	0	0	0	0	0	0	0
Don't know	98	0	0	0	0	0	0	1	0	0	0	0	0	0	0	1
No answer	99	0	0	0	0	0	0	53	0	0	0	0	0	0	0	53
Not applicable	IAP	13626	354	7542	353	5907	10334	2486	2765	2812	4510	2023	2044	1974	2538	59268

2. Hours per week?

[VAR: ECOMHRW]

<u>RESPONSE</u>	<u>PUNCH</u>	<u>YEAR</u>														
		<u>1972-82</u>	<u>1982B</u>	<u>1983-87</u>	<u>1987B</u>	<u>1988-91</u>	<u>1993-98</u>	<u>2000</u>	<u>2002</u>	<u>2004</u>	<u>2006</u>	<u>2008</u>	<u>2010</u>	<u>2012</u>	<u>2014</u>	<u>ALL</u>
Zero Hours	0	0	0	0	0	0	0	241	0	0	0	0	0	0	0	241
1	1	0	0	0	0	0	0	4	0	0	0	0	0	0	0	4
2	2	0	0	0	0	0	0	2	0	0	0	0	0	0	0	2
3	3	0	0	0	0	0	0	0	0	0	0	0	0	0	0	0
4	4	0	0	0	0	0	0	0	0	0	0	0	0	0	0	0
5-9	5-9	0	0	0	0	0	0	3	0	0	0	0	0	0	0	3
10-168	10-168	0	0	0	0	0	0	2	0	0	0	0	0	0	0	2
Don't know	998	0	0	0	0	0	0	1	0	0	0	0	0	0	0	1
No answer	999	0	0	0	0	0	0	78	0	0	0	0	0	0	0	78
Not applicable	IAP	13626	354	7542	353	5907	10334	2486	2765	2812	4510	2023	2044	1974	2538	59268

D. Personal interests, games, or enjoyment?

1. Minutes per week?

[VAR: PERMINW]

<u>RESPONSE</u>	<u>PUNCH</u>	<u>YEAR</u>														
		<u>1972-82</u>	<u>1982B</u>	<u>1983-87</u>	<u>1987B</u>	<u>1988-91</u>	<u>1993-98</u>	<u>2000</u>	<u>2002</u>	<u>2004</u>	<u>2006</u>	<u>2008</u>	<u>2010</u>	<u>2012</u>	<u>2014</u>	<u>ALL</u>
Zero Minutes	0	0	0	0	0	0	0	269	0	0	0	0	0	0	0	269
1-14	1-14	0	0	0	0	0	0	1	0	0	0	0	0	0	0	1
15-29	15-29	0	0	0	0	0	0	1	0	0	0	0	0	0	0	1
30-44	30-44	0	0	0	0	0	0	11	0	0	0	0	0	0	0	11
45-59	45-59	0	0	0	0	0	0	0	0	0	0	0	0	0	0	0
Don't know	98	0	0	0	0	0	0	0	0	0	0	0	0	0	0	0
No answer	99	0	0	0	0	0	0	49	0	0	0	0	0	0	0	49
Not applicable	IAP	13626	354	7542	353	5907	10334	2486	2765	2812	4510	2023	2044	1974	2538	59268

2. Hours per week?

[VAR: PERHRW]

RESPONSE	PUNCH	YEAR														
		<u>1972-82</u>	<u>1982B</u>	<u>1983-87</u>	<u>1987B</u>	<u>1988-91</u>	<u>1993-98</u>	<u>2000</u>	<u>2002</u>	<u>2004</u>	<u>2006</u>	<u>2008</u>	<u>2010</u>	<u>2012</u>	<u>2014</u>	<u>ALL</u>
Zero Hours	0	0	0	0	0	0	0	224	0	0	0	0	0	0	0	224
1	1	0	0	0	0	0	0	13	0	0	0	0	0	0	0	13
2	2	0	0	0	0	0	0	9	0	0	0	0	0	0	0	9
3	3	0	0	0	0	0	0	2	0	0	0	0	0	0	0	2
4	4	0	0	0	0	0	0	1	0	0	0	0	0	0	0	1
5-9	5-9	0	0	0	0	0	0	5	0	0	0	0	0	0	0	5
10-168	10-168	0	0	0	0	0	0	3	0	0	0	0	0	0	0	3
Don't know	998	0	0	0	0	0	0	0	0	0	0	0	0	0	0	0
No answer	999	0	0	0	0	0	0	74	0	0	0	0	0	0	0	74
Not applicable	IAP	13626	354	7542	353	5907	10334	2486	2765	2812	4510	2023	2044	1974	2538	59268

E. Sending or receiving e-mail?

1. Minutes per week?

[VAR: EMMINW]

RESPONSE	PUNCH	YEAR														
		<u>1972-82</u>	<u>1982B</u>	<u>1983-87</u>	<u>1987B</u>	<u>1988-91</u>	<u>1993-98</u>	<u>2000</u>	<u>2002</u>	<u>2004</u>	<u>2006</u>	<u>2008</u>	<u>2010</u>	<u>2012</u>	<u>2014</u>	<u>ALL</u>
Zero Minutes	0	0	0	0	0	0	0	233	990	0	0	0	0	0	0	1223
1-14	1-14	0	0	0	0	0	0	11	42	0	0	0	0	0	0	53
15-29	15-29	0	0	0	0	0	0	8	33	0	0	0	0	0	0	41
30-44	30-44	0	0	0	0	0	0	28	74	0	0	0	0	0	0	102
45-59	45-59	0	0	0	0	0	0	2	10	0	0	0	0	0	0	12
Don't know	98	0	0	0	0	0	0	1	8	0	0	0	0	0	0	9
No answer	99	0	0	0	0	0	0	48	36	0	0	0	0	0	0	84
Not applicable	IAP	13626	354	7542	353	5907	10334	2486	1572	2812	4510	2023	2044	1974	2538	58075

2. Hours per week?

[VAR: EMHRW]

RESPONSE	PUNCH	YEAR														
		<u>1972-82</u>	<u>1982B</u>	<u>1983-87</u>	<u>1987B</u>	<u>1988-91</u>	<u>1993-98</u>	<u>2000</u>	<u>2002</u>	<u>2004</u>	<u>2006</u>	<u>2008</u>	<u>2010</u>	<u>2012</u>	<u>2014</u>	<u>ALL</u>
Zero Hours	0	0	0	0	0	0	0	122	522	0	0	0	0	0	0	644
1	1	0	0	0	0	0	0	36	139	0	0	0	0	0	0	175
2	2	0	0	0	0	0	0	26	87	0	0	0	0	0	0	113
3	3	0	0	0	0	0	0	7	54	0	0	0	0	0	0	61
4	4	0	0	0	0	0	0	7	43	0	0	0	0	0	0	50
5-9	5-9	0	0	0	0	0	0	19	133	0	0	0	0	0	0	152
10-168	10-168	0	0	0	0	0	0	36	171	0	0	0	0	0	0	207
Don't know	998	0	0	0	0	0	0	1	8	0	0	0	0	0	0	9
No answer	999	0	0	0	0	0	0	77	36	0	0	0	0	0	0	113
Not applicable	IAP	13626	354	7542	353	5907	10334	2486	1572	2812	4510	2023	2044	1974	2538	58075

F. Using the World Wide Web (other than for e-mail)?

1. Minutes per week?

[VAR: WWWMINW]

RESPONSE	PUNCH	YEAR														
		<u>1972-82</u>	<u>1982B</u>	<u>1983-87</u>	<u>1987B</u>	<u>1988-91</u>	<u>1993-98</u>	<u>2000</u>	<u>2002</u>	<u>2004</u>	<u>2006</u>	<u>2008</u>	<u>2010</u>	<u>2012</u>	<u>2014</u>	<u>ALL</u>
Zero Minutes (GO TO COMPOTH)	0	0	0	0	0	0	0	244	1022	0	0	0	0	0	0	1266
1-14	1-14	0	0	0	0	0	0	5	29	0	0	0	0	0	0	34
15-29	15-29	0	0	0	0	0	0	6	30	0	0	0	0	0	0	36
30-44	30-44	0	0	0	0	0	0	21	66	0	0	0	0	0	0	87
45-59	45-59	0	0	0	0	0	0	1	5	0	0	0	0	0	0	6
Don't know	98	0	0	0	0	0	0	1	8	0	0	0	0	0	0	9
No answer	99	0	0	0	0	0	0	53	33	0	0	0	0	0	0	86
Not applicable	IAP	13626	354	7542	353	5907	10334	2486	1572	2812	4510	2023	2044	1974	2538	58075

2. Hours per week?

[VAR: WWWHRW]

RESPONSE	PUNCH	YEAR														
		1972-82	1982B	1983-87	1987B	1988-91	1993-98	2000	2002	2004	2006	2008	2010	2012	2014	ALL
Zero Hours	0	0	0	0	0	0	0	149	579	0	0	0	0	0	0	728
1	1	0	0	0	0	0	0	28	155	0	0	0	0	0	0	183
2	2	0	0	0	0	0	0	24	91	0	0	0	0	0	0	115
3	3	0	0	0	0	0	0	12	59	0	0	0	0	0	0	71
4	4	0	0	0	0	0	0	6	36	0	0	0	0	0	0	42
5-9	5-9	0	0	0	0	0	0	13	131	0	0	0	0	0	0	144
10-168	10-168	0	0	0	0	0	0	20	101	0	0	0	0	0	0	121
Don't know	998	0	0	0	0	0	0	1	8	0	0	0	0	0	0	9
No answer	999	0	0	0	0	0	0	78	33	0	0	0	0	0	0	111
Not applicable	IAP	13626	354	7542	353	5907	10334	2486	1572	2812	4510	2023	2044	1974	2538	58075

REMARKS: Responses were collapsed for purposes of display.

810. A. Do you use a computer at some other place besides your home or workplace—say, at school, library, friend's home, or other location?

[VAR: COMPOTH]

RESPONSE	PUNCH	YEAR														
		1972-82	1982B	1983-87	1987B	1988-91	1993-98	2000	2002	2004	2006	2008	2010	2012	2014	ALL
Yes	1	0	0	0	0	0	0	124	482	0	0	0	0	0	0	606
No (GO TO EMSENT)	2	0	0	0	0	0	0	371	1415	0	0	0	0	0	0	1786
No answer	9	0	0	0	0	0	0	28	13	0	0	0	0	0	0	41
Not applicable	IAP	13626	354	7542	353	5907	10334	2294	855	2812	4510	2023	2044	1974	2538	57166

From which of these locations do you use this other computer?

B. School?

[VAR: COMPSCHL]

RESPONSE	PUNCH	YEAR														
		1972-82	1982B	1983-87	1987B	1988-91	1993-98	2000	2002	2004	2006	2008	2010	2012	2014	ALL
Yes	1	0	0	0	0	0	0	39	69	0	0	0	0	0	0	108
No	2	0	0	0	0	0	0	85	156	0	0	0	0	0	0	241
No answer	9	0	0	0	0	0	0	28	3	0	0	0	0	0	0	31
Not applicable	IAP	13626	354	7542	353	5907	10334	2665	2537	2812	4510	2023	2044	1974	2538	59219

C. Library?

[VAR: COMPLIB]

<u>RESPONSE</u>	<u>PUNCH</u>	<u>YEAR</u>														
		<u>1972-82</u>	<u>1982B</u>	<u>1983-87</u>	<u>1987B</u>	<u>1988-91</u>	<u>1993-98</u>	<u>2000</u>	<u>2002</u>	<u>2004</u>	<u>2006</u>	<u>2008</u>	<u>2010</u>	<u>2012</u>	<u>2014</u>	<u>ALL</u>
Yes	1	0	0	0	0	0	0	65	107	0	0	0	0	0	0	172
No	2	0	0	0	0	0	0	53	118	0	0	0	0	0	0	171
No answer	9	0	0	0	0	0	0	34	3	0	0	0	0	0	0	37
Not applicable	IAP	13626	354	7542	353	5907	10334	2665	2537	2812	4510	2023	2044	1974	2538	59219

D. Friend's house?

[VAR: COMPFRI]

<u>RESPONSE</u>	<u>PUNCH</u>	<u>YEAR</u>														
		<u>1972-82</u>	<u>1982B</u>	<u>1983-87</u>	<u>1987B</u>	<u>1988-91</u>	<u>1993-98</u>	<u>2000</u>	<u>2002</u>	<u>2004</u>	<u>2006</u>	<u>2008</u>	<u>2010</u>	<u>2012</u>	<u>2014</u>	<u>ALL</u>
Yes	1	0	0	0	0	0	0	71	150	0	0	0	0	0	0	221
No	2	0	0	0	0	0	0	48	75	0	0	0	0	0	0	123
No answer	9	0	0	0	0	0	0	33	3	0	0	0	0	0	0	36
Not applicable	IAP	13626	354	7542	353	5907	10334	2665	2537	2812	4510	2023	2044	1974	2538	59219

E. Other location?

[VAR: COMPELSE]

<u>RESPONSE</u>	<u>PUNCH</u>	<u>YEAR</u>														
		<u>1972-82</u>	<u>1982B</u>	<u>1983-87</u>	<u>1987B</u>	<u>1988-91</u>	<u>1993-98</u>	<u>2000</u>	<u>2002</u>	<u>2004</u>	<u>2006</u>	<u>2008</u>	<u>2010</u>	<u>2012</u>	<u>2014</u>	<u>ALL</u>
Yes	1	0	0	0	0	0	0	31	38	0	0	0	0	0	0	69
No	2	0	0	0	0	0	0	86	187	0	0	0	0	0	0	273
No answer	9	0	0	0	0	0	0	35	3	0	0	0	0	0	0	38
Not applicable	IAP	13626	354	7542	353	5907	10334	2665	2537	2812	4510	2023	2044	1974	2538	59219

IF MORE THAN 1 LOCATION WAS SPECIFIED IN COMPSCHL-COMPELSE, ASK MOSTLOC.

811. Which location do you use the most?

[VAR: MOSTLOC]

<u>RESPONSE</u>	<u>PUNCH</u>	<u>YEAR</u>														
		<u>1972-82</u>	<u>1982B</u>	<u>1983-87</u>	<u>1987B</u>	<u>1988-91</u>	<u>1993-98</u>	<u>2000</u>	<u>2002</u>	<u>2004</u>	<u>2006</u>	<u>2008</u>	<u>2010</u>	<u>2012</u>	<u>2014</u>	<u>ALL</u>
School	1	0	0	0	0	0	0	23	30	0	0	0	0	0	0	53
Library	2	0	0	0	0	0	0	10	26	0	0	0	0	0	0	36
Friend's House	3	0	0	0	0	0	0	19	31	0	0	0	0	0	0	50
Other	4	0	0	0	0	0	0	7	12	0	0	0	0	0	0	19
Don't know	8	0	0	0	0	0	0	0	1	0	0	0	0	0	0	1
No answer	9	0	0	0	0	0	0	31	3	0	0	0	0	0	0	34
Not applicable	IAP	13626	354	7542	353	5907	10334	2727	2662	2812	4510	2023	2044	1974	2538	59406

812. For about how many minutes or hours a week do you use (this other computer/these other computers) for each of the following:

A. Shopping, paying bills and other household management?

1. Minutes per week?

[VAR: ECOMMINO]

<u>RESPONSE</u>	<u>PUNCH</u>	<u>YEAR</u>														
		<u>1972-82</u>	<u>1982B</u>	<u>1983-87</u>	<u>1987B</u>	<u>1988-91</u>	<u>1993-98</u>	<u>2000</u>	<u>2002</u>	<u>2004</u>	<u>2006</u>	<u>2008</u>	<u>2010</u>	<u>2012</u>	<u>2014</u>	<u>ALL</u>
Zero Minutes	0	0	0	0	0	0	0	111	0	0	0	0	0	0	0	111
1-14	1-14	0	0	0	0	0	0	2	0	0	0	0	0	0	0	2
15-29	15-29	0	0	0	0	0	0	2	0	0	0	0	0	0	0	2
30-44	30-44	0	0	0	0	0	0	1	0	0	0	0	0	0	0	1
45-59	45-59	0	0	0	0	0	0	0	0	0	0	0	0	0	0	0
Don't know	98	0	0	0	0	0	0	0	0	0	0	0	0	0	0	0
No answer	99	0	0	0	0	0	0	36	0	0	0	0	0	0	0	36
Not applicable	IAP	13626	354	7542	353	5907	10334	2665	2765	2812	4510	2023	2044	1974	2538	59447

2. Hours per week?

[VAR: ECOMHRO]

RESPONSE	PUNCH	YEAR														
		<u>1972-82</u>	<u>1982B</u>	<u>1983-87</u>	<u>1987B</u>	<u>1988-91</u>	<u>1993-98</u>	<u>2000</u>	<u>2002</u>	<u>2004</u>	<u>2006</u>	<u>2008</u>	<u>2010</u>	<u>2012</u>	<u>2014</u>	<u>ALL</u>
Zero Hours	0	0	0	0	0	0	0	88	0	0	0	0	0	0	0	88
1	1	0	0	0	0	0	0	6	0	0	0	0	0	0	0	6
2	2	0	0	0	0	0	0	2	0	0	0	0	0	0	0	2
3	3	0	0	0	0	0	0	1	0	0	0	0	0	0	0	1
Don't know	998	0	0	0	0	0	0	0	0	0	0	0	0	0	0	0
No answer	999	0	0	0	0	0	0	55	0	0	0	0	0	0	0	55
Not applicable	IAP	13626	354	7542	353	5907	10334	2665	2765	2812	4510	2023	2044	1974	2538	59447

B. Personal interests, games, or enjoyment?

1. Minutes per week?

[VAR: PERMINO]

RESPONSE	PUNCH	YEAR														
		<u>1972-82</u>	<u>1982B</u>	<u>1983-87</u>	<u>1987B</u>	<u>1988-91</u>	<u>1993-98</u>	<u>2000</u>	<u>2002</u>	<u>2004</u>	<u>2006</u>	<u>2008</u>	<u>2010</u>	<u>2012</u>	<u>2014</u>	<u>ALL</u>
Zero Minutes	0	0	0	0	0	0	0	99	0	0	0	0	0	0	0	99
1-14	1-14	0	0	0	0	0	0	6	0	0	0	0	0	0	0	6
15-29	15-29	0	0	0	0	0	0	4	0	0	0	0	0	0	0	4
30-44	30-44	0	0	0	0	0	0	11	0	0	0	0	0	0	0	11
45-59	45-59	0	0	0	0	0	0	0	0	0	0	0	0	0	0	0
Don't know	98	0	0	0	0	0	0	0	0	0	0	0	0	0	0	0
No answer	99	0	0	0	0	0	0	32	0	0	0	0	0	0	0	32
Not applicable	IAP	13626	354	7542	353	5907	10334	2665	2765	2812	4510	2023	2044	1974	2538	59447

2. Hours per week?

[VAR: PERHRO]

<u>RESPONSE</u>	<u>PUNCH</u>	<u>YEAR</u>														
		<u>1972-82</u>	<u>1982B</u>	<u>1983-87</u>	<u>1987B</u>	<u>1988-91</u>	<u>1993-98</u>	<u>2000</u>	<u>2002</u>	<u>2004</u>	<u>2006</u>	<u>2008</u>	<u>2010</u>	<u>2012</u>	<u>2014</u>	<u>ALL</u>
Zero Hours	0	0	0	0	0	0	0	62	0	0	0	0	0	0	0	62
1	1	0	0	0	0	0	0	20	0	0	0	0	0	0	0	20
2	2	0	0	0	0	0	0	13	0	0	0	0	0	0	0	13
3	3	0	0	0	0	0	0	1	0	0	0	0	0	0	0	1
4	4	0	0	0	0	0	0	0	0	0	0	0	0	0	0	0
5-9	5-9	0	0	0	0	0	0	1	0	0	0	0	0	0	0	1
10-168	10-168	0	0	0	0	0	0	5	0	0	0	0	0	0	0	5
Don't know	998	0	0	0	0	0	0	0	0	0	0	0	0	0	0	0
No answer	999	0	0	0	0	0	0	50	0	0	0	0	0	0	0	50
Not applicable	IAP	13626	354	7542	353	5907	10334	2665	2765	2812	4510	2023	2044	1974	2538	59447

C. Paid work or other income-producing activities?

1. Minutes per week?

[VAR: WRKMINO]

<u>RESPONSE</u>	<u>PUNCH</u>	<u>YEAR</u>														
		<u>1972-82</u>	<u>1982B</u>	<u>1983-87</u>	<u>1987B</u>	<u>1988-91</u>	<u>1993-98</u>	<u>2000</u>	<u>2002</u>	<u>2004</u>	<u>2006</u>	<u>2008</u>	<u>2010</u>	<u>2012</u>	<u>2014</u>	<u>ALL</u>
Zero Minutes	0	0	0	0	0	0	0	111	0	0	0	0	0	0	0	111
1-14	1-14	0	0	0	0	0	0	2	0	0	0	0	0	0	0	2
15-29	15-29	0	0	0	0	0	0	1	0	0	0	0	0	0	0	1
30-44	30-44	0	0	0	0	0	0	2	0	0	0	0	0	0	0	2
45-59	45-59	0	0	0	0	0	0	0	0	0	0	0	0	0	0	0
Don't know	98	0	0	0	0	0	0	0	0	0	0	0	0	0	0	0
No answer	99	0	0	0	0	0	0	36	0	0	0	0	0	0	0	36
Not applicable	IAP	13626	354	7542	353	5907	10334	2665	2765	2812	4510	2023	2044	1974	2538	59447

2. Hours per week?

[VAR: WRKHRO]

RESPONSE	PUNCH	YEAR														
		<u>1972-82</u>	<u>1982B</u>	<u>1983-87</u>	<u>1987B</u>	<u>1988-91</u>	<u>1993-98</u>	<u>2000</u>	<u>2002</u>	<u>2004</u>	<u>2006</u>	<u>2008</u>	<u>2010</u>	<u>2012</u>	<u>2014</u>	<u>ALL</u>
Zero Hours	0	0	0	0	0	0	0	85	0	0	0	0	0	0	0	85
1	1	0	0	0	0	0	0	7	0	0	0	0	0	0	0	7
2	2	0	0	0	0	0	0	4	0	0	0	0	0	0	0	4
3	3	0	0	0	0	0	0	0	0	0	0	0	0	0	0	0
4	4	0	0	0	0	0	0	0	0	0	0	0	0	0	0	0
5-9	5-9	0	0	0	0	0	0	1	0	0	0	0	0	0	0	1
10-168	10-168	0	0	0	0	0	0	2	0	0	0	0	0	0	0	2
Don't know	998	0	0	0	0	0	0	0	0	0	0	0	0	0	0	0
No answer	999	0	0	0	0	0	0	53	0	0	0	0	0	0	0	53
Not applicable	IAP	13626	354	7542	353	5907	10334	2665	2765	2812	4510	2023	2044	1974	2538	59447

D. Sending or receiving e-mail?

1. Minutes per week?

[VAR: EMMINO]

RESPONSE	PUNCH	YEAR														
		<u>1972-82</u>	<u>1982B</u>	<u>1983-87</u>	<u>1987B</u>	<u>1988-91</u>	<u>1993-98</u>	<u>2000</u>	<u>2002</u>	<u>2004</u>	<u>2006</u>	<u>2008</u>	<u>2010</u>	<u>2012</u>	<u>2014</u>	<u>ALL</u>
Zero Minutes	0	0	0	0	0	0	0	91	356	0	0	0	0	0	0	447
1-14	1-14	0	0	0	0	0	0	11	31	0	0	0	0	0	0	42
15-29	15-29	0	0	0	0	0	0	6	17	0	0	0	0	0	0	23
30-44	30-44	0	0	0	0	0	0	10	42	0	0	0	0	0	0	52
45-59	45-59	0	0	0	0	0	0	1	1	0	0	0	0	0	0	2
Don't know	98	0	0	0	0	0	0	0	4	0	0	0	0	0	0	4
No answer	99	0	0	0	0	0	0	33	44	0	0	0	0	0	0	77
Not applicable	IAP	13626	354	7542	353	5907	10334	2665	2270	2812	4510	2023	2044	1974	2538	58952

2. Hours per week?

[VAR: EMHRO]

RESPONSE	PUNCH	YEAR														
		<u>1972-82</u>	<u>1982B</u>	<u>1983-87</u>	<u>1987B</u>	<u>1988-91</u>	<u>1993-98</u>	<u>2000</u>	<u>2002</u>	<u>2004</u>	<u>2006</u>	<u>2008</u>	<u>2010</u>	<u>2012</u>	<u>2014</u>	<u>ALL</u>
Zero Hours	0	0	0	0	0	0	0	66	309	0	0	0	0	0	0	375
1	1	0	0	0	0	0	0	13	51	0	0	0	0	0	0	64
2	2	0	0	0	0	0	0	7	32	0	0	0	0	0	0	39
3	3	0	0	0	0	0	0	3	18	0	0	0	0	0	0	21
4	4	0	0	0	0	0	0	1	7	0	0	0	0	0	0	8
5-9	5-9	0	0	0	0	0	0	4	21	0	0	0	0	0	0	25
10-168	10-168	0	0	0	0	0	0	1	9	0	0	0	0	0	0	10
Don't know	998	0	0	0	0	0	0	0	4	0	0	0	0	0	0	4
No answer	999	0	0	0	0	0	0	57	44	0	0	0	0	0	0	101
Not applicable	IAP	13626	354	7542	353	5907	10334	2665	2270	2812	4510	2023	2044	1974	2538	58952

E. Using the World Wide Web other than for e-mail?

1. Minutes per week?

[VAR: WWWMINO]

RESPONSE	PUNCH	YEAR														
		<u>1972-82</u>	<u>1982B</u>	<u>1983-87</u>	<u>1987B</u>	<u>1988-91</u>	<u>1993-98</u>	<u>2000</u>	<u>2002</u>	<u>2004</u>	<u>2006</u>	<u>2008</u>	<u>2010</u>	<u>2012</u>	<u>2014</u>	<u>ALL</u>
Zero Minutes (GO TO EMSENT)	0	0	0	0	0	0	0	90	326	0	0	0	0	0	0	416
1-14	1-14	0	0	0	0	0	0	10	39	0	0	0	0	0	0	49
15-29	15-29	0	0	0	0	0	0	6	25	0	0	0	0	0	0	31
30-44	30-44	0	0	0	0	0	0	12	55	0	0	0	0	0	0	67
45-59	45-59	0	0	0	0	0	0	0	2	0	0	0	0	0	0	2
Don't know	98	0	0	0	0	0	0	0	4	0	0	0	0	0	0	4
No answer	99	0	0	0	0	0	0	34	44	0	0	0	0	0	0	78
Not applicable	IAP	13626	354	7542	353	5907	10334	2665	2270	2812	4510	2023	2044	1974	2538	58952

2. Hours per week?

[VAR: WWWHRO]

RESPONSE	PUNCH	YEAR														
		1972-82	1982B	1983-87	1987B	1988-91	1993-98	2000	2002	2004	2006	2008	2010	2012	2014	ALL
Zero Hours	0	0	0	0	0	0	0	57	251	0	0	0	0	0	0	308
1	1	0	0	0	0	0	0	22	80	0	0	0	0	0	0	102
2	2	0	0	0	0	0	0	8	51	0	0	0	0	0	0	59
3	3	0	0	0	0	0	0	4	19	0	0	0	0	0	0	23
4	4	0	0	0	0	0	0	2	10	0	0	0	0	0	0	12
5-9	5-9	0	0	0	0	0	0	5	21	0	0	0	0	0	0	26
10-168	10-168	0	0	0	0	0	0	1	15	0	0	0	0	0	0	16
Don't know	998	0	0	0	0	0	0	0	4	0	0	0	0	0	0	4
No answer	999	0	0	0	0	0	0	53	44	0	0	0	0	0	0	97
Not applicable	IAP	13626	354	7542	353	5907	10334	2665	2270	2812	4510	2023	2044	1974	2538	58952

REMARKS: Responses were collapsed for purposes of display.

813. Thinking now about all your home, work or other computers,

A. About how many e-mail messages do you send from all these computers on an average day?

[VAR: EMSENT]

RESPONSE	PUNCH	YEAR														
		1972-82	1982B	1983-87	1987B	1988-91	1993-98	2000	2002	2004	2006	2008	2010	2012	2014	ALL
Zero E-mails (GO TO EMGET)	0	0	0	0	0	0	0	27	23	0	0	0	0	0	0	50
1-5	1-5	0	0	0	0	0	0	210	331	0	0	0	0	0	0	541
6-10	6-10	0	0	0	0	0	0	48	91	0	0	0	0	0	0	139
11-15	11-15	0	0	0	0	0	0	20	26	0	0	0	0	0	0	46
16-25	16-25	0	0	0	0	0	0	14	52	0	0	0	0	0	0	66
26-50	26-50	0	0	0	0	0	0	16	45	0	0	0	0	0	0	61
50 + E-mails	51-997	0	0	0	0	0	0	7	18	0	0	0	0	0	0	25
Don't know	998	0	0	0	0	0	0	1	7	0	0	0	0	0	0	8
No answer	999	0	0	0	0	0	0	61	41	0	0	0	0	0	0	102
Not applicable (SEE REMARKS)	IAP	13626	354	7542	353	5907	10334	2413	2131	2812	4510	2023	2044	1974	2538	58561

- B. About how many of these messages are personal one-to-one, rather than sent to members of a group or e-list?

[VAR: EMSENTP]

<u>RESPONSE</u>	<u>PUNCH</u>	<u>YEAR</u>														
		<u>1972-82</u>	<u>1982B</u>	<u>1983-87</u>	<u>1987B</u>	<u>1988-91</u>	<u>1993-98</u>	<u>2000</u>	<u>2002</u>	<u>2004</u>	<u>2006</u>	<u>2008</u>	<u>2010</u>	<u>2012</u>	<u>2014</u>	<u>ALL</u>
Zero E-mails	0	0	0	0	0	0	0	42	35	0	0	0	0	0	0	77
1-5	1-5	0	0	0	0	0	0	227	369	0	0	0	0	0	0	596
6-10	6-10	0	0	0	0	0	0	36	75	0	0	0	0	0	0	111
11-15	11-15	0	0	0	0	0	0	12	19	0	0	0	0	0	0	31
16-25	16-25	0	0	0	0	0	0	9	36	0	0	0	0	0	0	45
26-50	26-50	0	0	0	0	0	0	10	22	0	0	0	0	0	0	32
50 + E-mails	51-997	0	0	0	0	0	0	3	7	0	0	0	0	0	0	10
Don't know	998	0	0	0	0	0	0	1	0	0	0	0	0	0	0	1
No answer	999	0	0	0	0	0	0	64	41	0	0	0	0	0	0	105
Not applicable (See REMARKS)	IAP	13626	354	7542	353	5907	10334	2413	2161	2812	4510	2023	2044	1974	2538	58591

- C. About how many messages do you receive on all these computers on an average day?

[VAR: EMGET]

<u>RESPONSE</u>	<u>PUNCH</u>	<u>YEAR</u>														
		<u>1972-82</u>	<u>1982B</u>	<u>1983-87</u>	<u>1987B</u>	<u>1988-91</u>	<u>1993-98</u>	<u>2000</u>	<u>2002</u>	<u>2004</u>	<u>2006</u>	<u>2008</u>	<u>2010</u>	<u>2012</u>	<u>2014</u>	<u>ALL</u>
Zero E-mails (GO TO EMWRKLOC)	0	0	0	0	0	0	0	16	15	0	0	0	0	0	0	31
1-5	1-5	0	0	0	0	0	0	145	145	0	0	0	0	0	0	290
6-10	6-10	0	0	0	0	0	0	74	122	0	0	0	0	0	0	196
11-15	11-15	0	0	0	0	0	0	26	61	0	0	0	0	0	0	87
16-25	16-25	0	0	0	0	0	0	36	83	0	0	0	0	0	0	119
26-50	26-50	0	0	0	0	0	0	28	101	0	0	0	0	0	0	129
50 + E-mails	51-997	0	0	0	0	0	0	15	62	0	0	0	0	0	0	77
Don't know	998	0	0	0	0	0	0	1	4	0	0	0	0	0	0	5
No answer	999	0	0	0	0	0	0	63	41	0	0	0	0	0	0	104
Not applicable (SEE REMARKS)	IAP	13626	354	7542	353	5907	10334	2413	2131	2812	4510	2023	2044	1974	2538	58561

D. About how many of these messages are personal one-to-one, rather than ones you receive as a member of a group or e-list?

[VAR: EMGETP]

<u>RESPONSE</u>	<u>PUNCH</u>	<u>YEAR</u>														
		<u>1972-82</u>	<u>1982B</u>	<u>1983-87</u>	<u>1987B</u>	<u>1988-91</u>	<u>1993-98</u>	<u>2000</u>	<u>2002</u>	<u>2004</u>	<u>2006</u>	<u>2008</u>	<u>2010</u>	<u>2012</u>	<u>2014</u>	<u>ALL</u>
Zero E-mails	0	0	0	0	0	0	0	33	33	0	0	0	0	0	0	66
1-5	1-5	0	0	0	0	0	0	211	332	0	0	0	0	0	0	543
6-10	6-10	0	0	0	0	0	0	46	103	0	0	0	0	0	0	149
11-15	11-15	0	0	0	0	0	0	14	30	0	0	0	0	0	0	44
16-25	16-25	0	0	0	0	0	0	18	32	0	0	0	0	0	0	50
26-50	26-50	0	0	0	0	0	0	11	33	0	0	0	0	0	0	44
50 + E-mails	51-997	0	0	0	0	0	0	6	11	0	0	0	0	0	0	17
Don't know	998	0	0	0	0	0	0	2	0	0	0	0	0	0	0	2
No answer	999	0	0	0	0	0	0	63	41	0	0	0	0	0	0	104
Not applicable (SEE REMARKS)	IAP	13626	354	7542	353	5907	10334	2413	2150	2812	4510	2023	2044	1974	2538	58580

Do any of the personal one-to-one messages you receive or send come from:

E. People at your workplace?

[VAR: EMWRKLOC]

<u>RESPONSE</u>	<u>PUNCH</u>	<u>YEAR</u>														
		<u>1972-82</u>	<u>1982B</u>	<u>1983-87</u>	<u>1987B</u>	<u>1988-91</u>	<u>1993-98</u>	<u>2000</u>	<u>2002</u>	<u>2004</u>	<u>2006</u>	<u>2008</u>	<u>2010</u>	<u>2012</u>	<u>2014</u>	<u>ALL</u>
Yes	1	0	0	0	0	0	0	152	260	0	0	0	0	0	0	412
No	2	0	0	0	0	0	0	182	296	0	0	0	0	0	0	478
Don't know	8	0	0	0	0	0	0	0	1	0	0	0	0	0	0	1
No answer	9	0	0	0	0	0	0	70	41	0	0	0	0	0	0	111
Not applicable (SEE REMARKS)	IAP	13626	354	7542	353	5907	10334	2413	2167	2812	4510	2023	2044	1974	2538	58597

F. Business or work contacts away from your workplace?

[VAR: EMWRKAWY]

<u>RESPONSE</u>	<u>PUNCH</u>	<u>YEAR</u>														
		<u>1972-82</u>	<u>1982B</u>	<u>1983-87</u>	<u>1987B</u>	<u>1988-91</u>	<u>1993-98</u>	<u>2000</u>	<u>2002</u>	<u>2004</u>	<u>2006</u>	<u>2008</u>	<u>2010</u>	<u>2012</u>	<u>2014</u>	<u>ALL</u>
Yes	1	0	0	0	0	0	0	149	274	0	0	0	0	0	0	423
No	2	0	0	0	0	0	0	186	283	0	0	0	0	0	0	469
No answer	9	0	0	0	0	0	0	69	41	0	0	0	0	0	0	110
Not applicable (SEE REMARKS)	IAP	13626	354	7542	353	5907	10334	2413	2167	2812	4510	2023	2044	1974	2538	58597

G. Family members who live with you?

[VAR: EMFAMLOC]

<u>RESPONSE</u>	<u>PUNCH</u>	<u>YEAR</u>														
		<u>1972-82</u>	<u>1982B</u>	<u>1983-87</u>	<u>1987B</u>	<u>1988-91</u>	<u>1993-98</u>	<u>2000</u>	<u>2002</u>	<u>2004</u>	<u>2006</u>	<u>2008</u>	<u>2010</u>	<u>2012</u>	<u>2014</u>	<u>ALL</u>
Yes	1	0	0	0	0	0	0	50	134	0	0	0	0	0	0	184
No	2	0	0	0	0	0	0	284	423	0	0	0	0	0	0	707
No answer	9	0	0	0	0	0	0	70	41	0	0	0	0	0	0	111
Not applicable (SEE REMARKS)	IAP	13626	354	7542	353	5907	10334	2413	2167	2812	4510	2023	2044	1974	2538	58597

H. Other family members?

[VAR: EMFAMOTH]

<u>RESPONSE</u>	<u>PUNCH</u>	<u>YEAR</u>														
		<u>1972-82</u>	<u>1982B</u>	<u>1983-87</u>	<u>1987B</u>	<u>1988-91</u>	<u>1993-98</u>	<u>2000</u>	<u>2002</u>	<u>2004</u>	<u>2006</u>	<u>2008</u>	<u>2010</u>	<u>2012</u>	<u>2014</u>	<u>ALL</u>
Yes	1	0	0	0	0	0	0	233	434	0	0	0	0	0	0	667
No	2	0	0	0	0	0	0	103	123	0	0	0	0	0	0	226
No answer	9	0	0	0	0	0	0	35	41	0	0	0	0	0	0	76
Not applicable (SEE REMARKS)	IAP	13626	354	7542	353	5907	10334	2446	2167	2812	4510	2023	2044	1974	2538	58630

I. Friends?

[VAR: EMFRI]

<u>RESPONSE</u>	<u>PUNCH</u>	<u>YEAR</u>														
		<u>1972-82</u>	<u>1982B</u>	<u>1983-87</u>	<u>1987B</u>	<u>1988-91</u>	<u>1993-98</u>	<u>2000</u>	<u>2002</u>	<u>2004</u>	<u>2006</u>	<u>2008</u>	<u>2010</u>	<u>2012</u>	<u>2014</u>	<u>ALL</u>
Yes	1	0	0	0	0	0	0	265	504	0	0	0	0	0	0	769
No	2	0	0	0	0	0	0	72	53	0	0	0	0	0	0	125
No answer	9	0	0	0	0	0	0	67	41	0	0	0	0	0	0	108
Not applicable (SEE REMARKS)	IAP	13626	354	7542	353	5907	10334	2413	2167	2812	4510	2023	2044	1974	2538	58597

J. Members of your church?

[VAR: EMCHURCH]

<u>RESPONSE</u>	<u>PUNCH</u>	<u>YEAR</u>														
		<u>1972-82</u>	<u>1982B</u>	<u>1983-87</u>	<u>1987B</u>	<u>1988-91</u>	<u>1993-98</u>	<u>2000</u>	<u>2002</u>	<u>2004</u>	<u>2006</u>	<u>2008</u>	<u>2010</u>	<u>2012</u>	<u>2014</u>	<u>ALL</u>
Yes	1	0	0	0	0	0	0	44	118	0	0	0	0	0	0	162
No	2	0	0	0	0	0	0	291	439	0	0	0	0	0	0	730
No answer	9	0	0	0	0	0	0	69	41	0	0	0	0	0	0	110
Not applicable (SEE REMARKS)	IAP	13626	354	7542	353	5907	10334	2413	2167	2812	4510	2023	2044	1974	2538	58597

K. Members of other groups or associations to which you belong?

[VAR: EMGROUPS]

<u>RESPONSE</u>	<u>PUNCH</u>	<u>YEAR</u>														
		<u>1972-82</u>	<u>1982B</u>	<u>1983-87</u>	<u>1987B</u>	<u>1988-91</u>	<u>1993-98</u>	<u>2000</u>	<u>2002</u>	<u>2004</u>	<u>2006</u>	<u>2008</u>	<u>2010</u>	<u>2012</u>	<u>2014</u>	<u>ALL</u>
Yes	1	0	0	0	0	0	0	118	272	0	0	0	0	0	0	390
No	2	0	0	0	0	0	0	217	285	0	0	0	0	0	0	502
No answer	9	0	0	0	0	0	0	69	41	0	0	0	0	0	0	110
Not applicable (SEE REMARKS)	IAP	13626	354	7542	353	5907	10334	2413	2167	2812	4510	2023	2044	1974	2538	58597

REMARKS: These questions were asked if the respondent: 1) used a computer (COMPUSE=1) or Web-TV (WEBTV=1); and 2) used the Web for at least 1 hour a week (WWWHR >=1). Responses for questions 807 A-D were collapsed for display purposes.

814. Of these (NUMCNTCT) friends and relatives, about how many would you say you feel really close to, that is close enough to discuss personal or important problems with?

[VAR: NUMPROBS]

<u>RESPONSE</u>	<u>PUNCH</u>	<u>YEAR</u>														
		<u>1972-82</u>	<u>1982B</u>	<u>1983-87</u>	<u>1987B</u>	<u>1988-91</u>	<u>1993-98</u>	<u>2000</u>	<u>2002</u>	<u>2004</u>	<u>2006</u>	<u>2008</u>	<u>2010</u>	<u>2012</u>	<u>2014</u>	<u>ALL</u>
0	0	0	0	0	0	0	0	0	101	0	0	0	0	0	0	101
1	1	0	0	0	0	0	0	0	200	0	0	0	0	0	0	200
2	2	0	0	0	0	0	0	0	375	0	0	0	0	0	0	375
3	3	0	0	0	0	0	0	0	366	0	0	0	0	0	0	366
4	4	0	0	0	0	0	0	0	199	0	0	0	0	0	0	199
5-9	5-9	0	0	0	0	0	0	0	642	0	0	0	0	0	0	642
10-19	10-19	0	0	0	0	0	0	0	512	0	0	0	0	0	0	512
20 or more	20+	0	0	0	0	0	0	0	278	0	0	0	0	0	0	278
Don't know	98	0	0	0	0	0	0	0	4	0	0	0	0	0	0	4
No answer	99	0	0	0	0	0	0	0	14	0	0	0	0	0	0	14
Not applicable (SEE REMARKS)	IAP	13626	354	7542	353	5907	10334	2817	74	2812	4510	2023	2044	1974	2538	56908

**IF NUMPROBS EQUALS 0, GO TO COMPUSE
ELSE, ASK BYEMPROB**

815. A. Of these (NUMPROBS) friends and relatives that you feel really close to, how many do you stay in contact with through electronic mail or instant messaging?

[VAR: BYEMPROB]

<u>RESPONSE</u>	<u>PUNCH</u>	<u>YEAR</u>														
		<u>1972-82</u>	<u>1982B</u>	<u>1983-87</u>	<u>1987B</u>	<u>1988-91</u>	<u>1993-98</u>	<u>2000</u>	<u>2002</u>	<u>2004</u>	<u>2006</u>	<u>2008</u>	<u>2010</u>	<u>2012</u>	<u>2014</u>	<u>ALL</u>
0	0	0	0	0	0	0	0	0	1318	0	0	0	0	0	0	1318
1	1	0	0	0	0	0	0	0	164	0	0	0	0	0	0	164
2	2	0	0	0	0	0	0	0	234	0	0	0	0	0	0	234
3	3	0	0	0	0	0	0	0	159	0	0	0	0	0	0	159
4	4	0	0	0	0	0	0	0	93	0	0	0	0	0	0	93
5-9	5-9	0	0	0	0	0	0	0	306	0	0	0	0	0	0	306
10-19	10-19	0	0	0	0	0	0	0	218	0	0	0	0	0	0	218
20+	20+	0	0	0	0	0	0	0	79	0	0	0	0	0	0	79
Don't know	98	0	0	0	0	0	0	0	1	0	0	0	0	0	0	1
No answer	99	0	0	0	0	0	0	0	14	0	0	0	0	0	0	14
Not applicable (SEE REMARKS)	IAP	13626	354	7542	353	5907	10334	2817	179	2812	4510	2023	2044	1974	2538	57013

REMARKS: Responses for NUMPROBS and BYEMPROB were collapsed for display purposes.

816. Do you have access to the Internet or World Wide Web through a Cellular Telephone, Palm Pilot, or other Personal Digital Assistant (like "Blackberry")?

[VAR: INTACCSS]

<u>RESPONSE</u>	<u>PUNCH</u>	<u>YEAR</u>														
		<u>1972-82</u>	<u>1982B</u>	<u>1983-87</u>	<u>1987B</u>	<u>1988-91</u>	<u>1993-98</u>	<u>2000</u>	<u>2002</u>	<u>2004</u>	<u>2006</u>	<u>2008</u>	<u>2010</u>	<u>2012</u>	<u>2014</u>	<u>ALL</u>
Yes	1	0	0	0	0	0	0	0	16	0	0	0	0	0	0	16
No (GO TO NEXT SECTION)	2	0	0	0	0	0	0	0	430	0	0	0	0	0	0	430
Don't know	8	0	0	0	0	0	0	0	5	0	0	0	0	0	0	5
No answer	9	0	0	0	0	0	0	0	2	0	0	0	0	0	0	2
Not applicable (Punch 2 in WEBTV)	IAP	13626	354	7542	353	5907	10334	2817	2312	2812	4510	2023	2044	1974	2538	59146

817. In the past year, that is, between (INSERT CURRENT MONTH) 2001/2003 and (INSERT CURRENT MONTH) 2002/2004—have you searched for information about a new job or explored career opportunities?

[VAR: JOBINFO]

RESPONSE	PUNCH	YEAR														
		<u>1972-82</u>	<u>1982B</u>	<u>1983-87</u>	<u>1987B</u>	<u>1988-91</u>	<u>1993-98</u>	<u>2000</u>	<u>2002</u>	<u>2004</u>	<u>2006</u>	<u>2008</u>	<u>2010</u>	<u>2012</u>	<u>2014</u>	<u>ALL</u>
NO (GO TO BUYINFGN)	0	0	0	0	0	0	0	0	842	624	0	0	0	0	0	1466
One or two times	1	0	0	0	0	0	0	0	223	78	0	0	0	0	0	301
3-5 times	2	0	0	0	0	0	0	0	146	92	0	0	0	0	0	238
6 or more times	3	0	0	0	0	0	0	0	170	184	0	0	0	0	0	354
Don't know	8	0	0	0	0	0	0	0	6	1	0	0	0	0	0	7
No answer	9	0	0	0	0	0	0	0	6	5	0	0	0	0	0	11
Not applicable	IAP	13626	354	7542	353	5907	10334	2817	1372	1828	4510	2023	2044	1974	2538	57222

Please tell me how many times you tried to find such information from...

A. Classified ads in a daily newspaper? Would you say not at all, 1 or 2 times, or 3 or more times?

[VAR: JOBPAPER]

RESPONSE	PUNCH	YEAR														
		<u>1972-82</u>	<u>1982B</u>	<u>1983-87</u>	<u>1987B</u>	<u>1988-91</u>	<u>1993-98</u>	<u>2000</u>	<u>2002</u>	<u>2004</u>	<u>2006</u>	<u>2008</u>	<u>2010</u>	<u>2012</u>	<u>2014</u>	<u>ALL</u>
Not at all	0	0	0	0	0	0	0	0	189	121	0	0	0	0	0	310
1 or 2 times	1	0	0	0	0	0	0	0	116	65	0	0	0	0	0	181
3-5 times	2	0	0	0	0	0	0	0	101	72	0	0	0	0	0	173
6 or more times	3	0	0	0	0	0	0	0	133	96	0	0	0	0	0	229
No answer	9	0	0	0	0	0	0	0	6	5	0	0	0	0	0	11
Not applicable (Punch 0 in JOBINFO)	IAP	13626	354	7542	353	5907	10334	2817	2220	2453	4510	2023	2044	1974	2538	58695

B. Classified ads in an industry or professional publication?

[VAR: JOBPUB]

RESPONSE	PUNCH	YEAR														
		<u>1972-82</u>	<u>1982B</u>	<u>1983-87</u>	<u>1987B</u>	<u>1988-91</u>	<u>1993-98</u>	<u>2000</u>	<u>2002</u>	<u>2004</u>	<u>2006</u>	<u>2008</u>	<u>2010</u>	<u>2012</u>	<u>2014</u>	<u>ALL</u>
Not at all	0	0	0	0	0	0	0	0	345	233	0	0	0	0	0	578
1 or 2 times	1	0	0	0	0	0	0	0	86	47	0	0	0	0	0	133
3-5 times	2	0	0	0	0	0	0	0	50	39	0	0	0	0	0	89
6 or more times	3	0	0	0	0	0	0	0	58	35	0	0	0	0	0	93
No answer	9	0	0	0	0	0	0	0	6	5	0	0	0	0	0	11
Not applicable (Punch 0 in JOBINFO)	IAP	13626	354	7542	353	5907	10334	2817	2220	2453	4510	2023	2044	1974	2538	58695

C. A fellow worker or human resources staff member at your workplace—that is, where you were working when you were searching?

[VAR: JOBCOWRK]

RESPONSE	PUNCH	YEAR														
		1972-82	1982B	1983-87	1987B	1988-91	1993-98	2000	2002	2004	2006	2008	2010	2012	2014	ALL
Not at all	0	0	0	0	0	0	0	0	330	219	0	0	0	0	0	549
1 or 2 times	1	0	0	0	0	0	0	0	137	76	0	0	0	0	0	213
3-5 times	2	0	0	0	0	0	0	0	44	36	0	0	0	0	0	80
6 or more times	3	0	0	0	0	0	0	0	28	21	0	0	0	0	0	49
No answer	9	0	0	0	0	0	0	0	6	7	0	0	0	0	0	13
Not applicable (Punch 0 in JOBINFO)	IAP	13626	354	7542	353	5907	10334	2817	2220	2453	4510	2023	2044	1974	2538	58695

D. Business or work contacts outside your workplace—that is outside where you were then working?

[VAR: JOBCNTCT]

RESPONSE	PUNCH	YEAR														
		1972-82	1982B	1983-87	1987B	1988-91	1993-98	2000	2002	2004	2006	2008	2010	2012	2014	ALL
Not at all	0	0	0	0	0	0	0	0	216	163	0	0	0	0	0	379
1 or 2 times	1	0	0	0	0	0	0	0	186	101	0	0	0	0	0	287
3-5 times	2	0	0	0	0	0	0	0	85	48	0	0	0	0	0	133
6 or more times	3	0	0	0	0	0	0	0	51	39	0	0	0	0	0	90
Don't know	8	0	0	0	0	0	0	0	1	1	0	0	0	0	0	2
No answer	9	0	0	0	0	0	0	0	6	7	0	0	0	0	0	13
Not applicable (Punch 0 in JOBINFO)	IAP	13626	354	7542	353	5907	10334	2817	2220	2453	4510	2023	2044	1974	2538	58695

E. Friends outside of work or relatives?

[VAR: JOBFRNDS]

RESPONSE	PUNCH	YEAR														
		1972-82	1982B	1983-87	1987B	1988-91	1993-98	2000	2002	2004	2006	2008	2010	2012	2014	ALL
Not at all	0	0	0	0	0	0	0	0	199	135	0	0	0	0	0	334
1 or 2 times	1	0	0	0	0	0	0	0	199	117	0	0	0	0	0	316
3-5 times	2	0	0	0	0	0	0	0	88	55	0	0	0	0	0	143
6 or more times	3	0	0	0	0	0	0	0	52	44	0	0	0	0	0	96
Don't know	8	0	0	0	0	0	0	0	1	1	0	0	0	0	0	2
No answer	9	0	0	0	0	0	0	0	6	7	0	0	0	0	0	13
Not applicable (Punch 0 in JOBINFO)	IAP	13626	354	7542	353	5907	10334	2817	2220	2453	4510	2023	2044	1974	2538	58695

F. Any job placement of career counseling service?

[VAR: JOBPLACE]

RESPONSE	PUNCH	YEAR														
		1972-82	1982B	1983-87	1987B	1988-91	1993-98	2000	2002	2004	2006	2008	2010	2012	2014	ALL
Not at all	0	0	0	0	0	0	0	0	418	259	0	0	0	0	0	677
1 or 2 times	1	0	0	0	0	0	0	0	72	55	0	0	0	0	0	127
3-5 times	2	0	0	0	0	0	0	0	27	19	0	0	0	0	0	46
6 or more times	3	0	0	0	0	0	0	0	20	19	0	0	0	0	0	39
Don't know	8	0	0	0	0	0	0	0	2	0	0	0	0	0	0	2
No answer	9	0	0	0	0	0	0	0	6	7	0	0	0	0	0	13
Not applicable (Punch 0 in JOBINFO)	IAP	13626	354	7542	353	5907	10334	2817	2220	2453	4510	2023	2044	1974	2538	58695

G. Radio or television programs?

[VAR: JOBTVRAD]

RESPONSE	PUNCH	YEAR														
		1972-82	1982B	1983-87	1987B	1988-91	1993-98	2000	2002	2004	2006	2008	2010	2012	2014	ALL
Not at all	0	0	0	0	0	0	0	0	483	318	0	0	0	0	0	801
1 or 2 times	1	0	0	0	0	0	0	0	34	21	0	0	0	0	0	55
3-5 times	2	0	0	0	0	0	0	0	12	7	0	0	0	0	0	19
6 or more times	3	0	0	0	0	0	0	0	8	6	0	0	0	0	0	14
Don't know	8	0	0	0	0	0	0	0	2	0	0	0	0	0	0	2
No answer	9	0	0	0	0	0	0	0	6	7	0	0	0	0	0	13
Not applicable (Punch 0 in JOBINFO)	IAP	13626	354	7542	353	5907	10334	2817	2220	2453	4510	2023	2044	1974	2538	58695

H. Information posted on the Internet (World Wide Web)?

[VAR: JOBONWWW]

RESPONSE	PUNCH	YEAR														
		1972-82	1982B	1983-87	1987B	1988-91	1993-98	2000	2002	2004	2006	2008	2010	2012	2014	ALL
Not at all	0	0	0	0	0	0	0	0	226	105	0	0	0	0	0	331
1 or 2 times	1	0	0	0	0	0	0	0	111	74	0	0	0	0	0	185
3-5 times	2	0	0	0	0	0	0	0	71	62	0	0	0	0	0	133
6 or more times	3	0	0	0	0	0	0	0	129	111	0	0	0	0	0	240
Don't know	8	0	0	0	0	0	0	0	2	0	0	0	0	0	0	2
No answer	9	0	0	0	0	0	0	0	6	7	0	0	0	0	0	13
Not applicable (Punch 0 in JOBINFO)	IAP	13626	354	7542	353	5907	10334	2817	2220	2453	4510	2023	2044	1974	2538	58695

818. A. When did you first begin using email?

[VAR: EMAILYR]

RESPONSE	PUNCH	YEAR														
		<u>1972-82</u>	<u>1982B</u>	<u>1983-87</u>	<u>1987B</u>	<u>1988-91</u>	<u>1993-98</u>	<u>2000</u>	<u>2002</u>	<u>2004</u>	<u>2006</u>	<u>2008</u>	<u>2010</u>	<u>2012</u>	<u>2014</u>	<u>ALL</u>
This year (2002)	1	0	0	0	0	0	0	0	43	0	0	0	0	0	0	43
In the last year (2001)	2	0	0	0	0	0	0	0	114	0	0	0	0	0	0	114
1-2 years ago (2000)	3	0	0	0	0	0	0	0	184	0	0	0	0	0	0	184
2-3 years ago (1999)	4	0	0	0	0	0	0	0	219	0	0	0	0	0	0	219
3-4 years ago (1998)	5	0	0	0	0	0	0	0	194	0	0	0	0	0	0	194
4-5 years ago (1997)	6	0	0	0	0	0	0	0	189	0	0	0	0	0	0	189
5 or more years ago (1990 -1996)	7	0	0	0	0	0	0	0	534	0	0	0	0	0	0	534
Don't know	8	0	0	0	0	0	0	0	4	0	0	0	0	0	0	4
No answer	9	0	0	0	0	0	0	0	13	0	0	0	0	0	0	13
Not applicable (Punch 2 in WEBTV)	IAP	13626	354	7542	353	5907	10334	2817	1271	2812	4510	2023	2044	1974	2538	58105

B. When did you first begin using the World Wide Web (for purposes other than email)?

[VAR: WEBYR]

RESPONSE	PUNCH	YEAR														
		<u>1972-82</u>	<u>1982B</u>	<u>1983-87</u>	<u>1987B</u>	<u>1988-91</u>	<u>1993-98</u>	<u>2000</u>	<u>2002</u>	<u>2004</u>	<u>2006</u>	<u>2008</u>	<u>2010</u>	<u>2012</u>	<u>2014</u>	<u>ALL</u>
This year (2002/2004)	1	0	0	0	0	0	0	0	40	26	0	0	0	0	0	66
In the last year (2001/2003)	2	0	0	0	0	0	0	0	128	44	0	0	0	0	0	172
1-2 years ago (2000/2002)	3	0	0	0	0	0	0	0	201	97	0	0	0	0	0	298
2-3 years ago (1999/2001)	4	0	0	0	0	0	0	0	251	122	0	0	0	0	0	373
3-4 years ago (1998/2000)	5	0	0	0	0	0	0	0	189	176	0	0	0	0	0	365
4-5 years ago (1997/1999)	6	0	0	0	0	0	0	0	220	235	0	0	0	0	0	455
5 or more years ago (>1996/>1998)	7	0	0	0	0	0	0	0	494	997	0	0	0	0	0	1491
Don't know	8	0	0	0	0	0	0	0	2	4	0	0	0	0	0	6
No answer	9	0	0	0	0	0	0	0	81	119	0	0	0	0	0	200
Not applicable (Punch 2 in WEBTV, USEWWW)	IAP	13626	354	7542	353	5907	10334	2817	1159	992	4510	2023	2044	1974	2538	56173

819. Would you rate your ability to use the World Wide Web as excellent, good, fair, poor, or very poor?

[VAR: WEBABLE]

<u>RESPONSE</u>	<u>PUNCH</u>	<u>YEAR</u>														
		<u>1972-82</u>	<u>1982B</u>	<u>1983-87</u>	<u>1987B</u>	<u>1988-91</u>	<u>1993-98</u>	<u>2000</u>	<u>2002</u>	<u>2004</u>	<u>2006</u>	<u>2008</u>	<u>2010</u>	<u>2012</u>	<u>2014</u>	<u>ALL</u>
Excellent	1	0	0	0	0	0	0	0	218	192	0	0	0	0	0	410
Good	2	0	0	0	0	0	0	0	311	289	0	0	0	0	0	600
Fair	3	0	0	0	0	0	0	0	197	139	0	0	0	0	0	336
Poor	4	0	0	0	0	0	0	0	45	37	0	0	0	0	0	82
Very poor	5	0	0	0	0	0	0	0	15	21	0	0	0	0	0	36
No answer	9	0	0	0	0	0	0	0	65	12	0	0	0	0	0	77
Not applicable (Punch 2 in WEBTV)	IAP	13626	354	7542	353	5907	10334	2817	1914	2122	4510	2023	2044	1974	2538	58058

821. When you want advice or assistance with surfing on the Web, finding a Web site, downloading software or some other online service, or getting your Internet connection to work, which of the following do you do? (Name as many as are correct.)

A. Look in a printed manual or book for information

[VAR: MANBOOK]

<u>RESPONSE</u>	<u>PUNCH</u>	<u>YEAR</u>														
		<u>1972-82</u>	<u>1982B</u>	<u>1983-87</u>	<u>1987B</u>	<u>1988-91</u>	<u>1993-98</u>	<u>2000</u>	<u>2002</u>	<u>2004</u>	<u>2006</u>	<u>2008</u>	<u>2010</u>	<u>2012</u>	<u>2014</u>	<u>ALL</u>
Yes	1	0	0	0	0	0	0	0	266	0	0	0	0	0	0	266
No	2	0	0	0	0	0	0	0	405	0	0	0	0	0	0	405
Don't know	8	0	0	0	0	0	0	0	3	0	0	0	0	0	0	3
No answer	9	0	0	0	0	0	0	0	48	0	0	0	0	0	0	48
Not applicable (Punch 2 in WEBTV)	IAP	13626	354	7542	353	5907	10334	2817	2043	2812	4510	2023	2044	1974	2538	58877

B. Call or email customer support for the product you are using

[VAR: CUSSUP]

<u>RESPONSE</u>	<u>PUNCH</u>	<u>YEAR</u>														
		<u>1972-82</u>	<u>1982B</u>	<u>1983-87</u>	<u>1987B</u>	<u>1988-91</u>	<u>1993-98</u>	<u>2000</u>	<u>2002</u>	<u>2004</u>	<u>2006</u>	<u>2008</u>	<u>2010</u>	<u>2012</u>	<u>2014</u>	<u>ALL</u>
Yes	1	0	0	0	0	0	0	0	345	0	0	0	0	0	0	345
No	2	0	0	0	0	0	0	0	327	0	0	0	0	0	0	327
Don't know	8	0	0	0	0	0	0	0	3	0	0	0	0	0	0	3
No answer	9	0	0	0	0	0	0	0	47	0	0	0	0	0	0	47
Not applicable (Punch 2 in WEBTV)	IAP	13626	354	7542	353	5907	10334	2817	2043	2812	4510	2023	2044	1974	2538	58877

C. Call or email technical support from your employer or school

[VAR: TECSUP]

<u>RESPONSE</u>	<u>PUNCH</u>	<u>YEAR</u>														
		<u>1972-82</u>	<u>1982B</u>	<u>1983-87</u>	<u>1987B</u>	<u>1988-91</u>	<u>1993-98</u>	<u>2000</u>	<u>2002</u>	<u>2004</u>	<u>2006</u>	<u>2008</u>	<u>2010</u>	<u>2012</u>	<u>2014</u>	<u>ALL</u>
Yes	1	0	0	0	0	0	0	0	225	0	0	0	0	0	0	225
No	2	0	0	0	0	0	0	0	447	0	0	0	0	0	0	447
Don't know	8	0	0	0	0	0	0	0	3	0	0	0	0	0	0	3
No answer	9	0	0	0	0	0	0	0	47	0	0	0	0	0	0	47
Not applicable (Punch 2 in WEBTV)	IAP	13626	354	7542	353	5907	10334	2817	2043	2812	4510	2023	2044	1974	2538	58877

D. Ask someone else at your workplace or school for help

[VAR: ASKWKSCH]

<u>RESPONSE</u>	<u>PUNCH</u>	<u>YEAR</u>														
		<u>1972-82</u>	<u>1982B</u>	<u>1983-87</u>	<u>1987B</u>	<u>1988-91</u>	<u>1993-98</u>	<u>2000</u>	<u>2002</u>	<u>2004</u>	<u>2006</u>	<u>2008</u>	<u>2010</u>	<u>2012</u>	<u>2014</u>	<u>ALL</u>
Yes	1	0	0	0	0	0	0	0	377	0	0	0	0	0	0	377
No	2	0	0	0	0	0	0	0	295	0	0	0	0	0	0	295
Don't know	8	0	0	0	0	0	0	0	3	0	0	0	0	0	0	3
No answer	9	0	0	0	0	0	0	0	47	0	0	0	0	0	0	47
Not applicable (Punch 2 in WEBTV)	IAP	13626	354	7542	353	5907	10334	2817	2043	2812	4510	2023	2044	1974	2538	58877

E. Ask someone else you know for help (like a friend or family member)

[VAR: ASKELSE]

<u>RESPONSE</u>	<u>PUNCH</u>	<u>YEAR</u>														
		<u>1972-82</u>	<u>1982B</u>	<u>1983-87</u>	<u>1987B</u>	<u>1988-91</u>	<u>1993-98</u>	<u>2000</u>	<u>2002</u>	<u>2004</u>	<u>2006</u>	<u>2008</u>	<u>2010</u>	<u>2012</u>	<u>2014</u>	<u>ALL</u>
Yes	1	0	0	0	0	0	0	0	526	0	0	0	0	0	0	526
No	2	0	0	0	0	0	0	0	146	0	0	0	0	0	0	146
Don't know	8	0	0	0	0	0	0	0	3	0	0	0	0	0	0	3
No answer	9	0	0	0	0	0	0	0	47	0	0	0	0	0	0	47
Not applicable (Punch 2 in WEBTV)	IAP	13626	354	7542	353	5907	10334	2817	2043	2812	4510	2023	2044	1974	2538	58877

F. Pay someone to help you

[VAR: PAYELSE]

<u>RESPONSE</u>	<u>PUNCH</u>	<u>YEAR</u>														
		<u>1972-82</u>	<u>1982B</u>	<u>1983-87</u>	<u>1987B</u>	<u>1988-91</u>	<u>1993-98</u>	<u>2000</u>	<u>2002</u>	<u>2004</u>	<u>2006</u>	<u>2008</u>	<u>2010</u>	<u>2012</u>	<u>2014</u>	<u>ALL</u>
Yes	1	0	0	0	0	0	0	0	81	0	0	0	0	0	0	81
No	2	0	0	0	0	0	0	0	591	0	0	0	0	0	0	591
Don't know	8	0	0	0	0	0	0	0	3	0	0	0	0	0	0	3
No answer	9	0	0	0	0	0	0	0	47	0	0	0	0	0	0	47
Not applicable (Punch 2 in WEBTV)	IAP	13626	354	7542	353	5907	10334	2817	2043	2812	4510	2023	2044	1974	2538	58877

G. Figure it out yourself

[VAR: DOSELF]

<u>RESPONSE</u>	<u>PUNCH</u>	<u>YEAR</u>														
		<u>1972-82</u>	<u>1982B</u>	<u>1983-87</u>	<u>1987B</u>	<u>1988-91</u>	<u>1993-98</u>	<u>2000</u>	<u>2002</u>	<u>2004</u>	<u>2006</u>	<u>2008</u>	<u>2010</u>	<u>2012</u>	<u>2014</u>	<u>ALL</u>
Yes	1	0	0	0	0	0	0	0	596	0	0	0	0	0	0	596
No	2	0	0	0	0	0	0	0	76	0	0	0	0	0	0	76
Don't know	8	0	0	0	0	0	0	0	3	0	0	0	0	0	0	3
No answer	9	0	0	0	0	0	0	0	47	0	0	0	0	0	0	47
Not applicable (Punch 2 in WEBTV)	IAP	13626	354	7542	353	5907	10334	2817	2043	2812	4510	2023	2044	1974	2538	58877

822. A. Do you know whether the "486" or "pentium" on a personal computer (and G3 on a Mac) refer to...

[VAR: PROCESSR]

<u>RESPONSE</u>	<u>PUNCH</u>	<u>YEAR</u>														
		<u>1972-82</u>	<u>1982B</u>	<u>1983-87</u>	<u>1987B</u>	<u>1988-91</u>	<u>1993-98</u>	<u>2000</u>	<u>2002</u>	<u>2004</u>	<u>2006</u>	<u>2008</u>	<u>2010</u>	<u>2012</u>	<u>2014</u>	<u>ALL</u>
The size of the hard drive	1	0	0	0	0	0	0	0	63	0	0	0	0	0	0	63
The speed of the hard drive	2	0	0	0	0	0	0	0	115	0	0	0	0	0	0	115
The type of microprocessor	3	0	0	0	0	0	0	0	256	0	0	0	0	0	0	256
Don't know	8	0	0	0	0	0	0	0	140	0	0	0	0	0	0	140
No answer	9	0	0	0	0	0	0	0	49	0	0	0	0	0	0	49
Not applicable	IAP	13626	354	7542	353	5907	10334	2817	2142	2812	4510	2023	2044	1974	2538	58976

B. Do you know what an Internet web browser is?

[VAR: BROWSER1]

<u>RESPONSE</u>	<u>PUNCH</u>	<u>YEAR</u>														
		<u>1972-82</u>	<u>1982B</u>	<u>1983-87</u>	<u>1987B</u>	<u>1988-91</u>	<u>1993-98</u>	<u>2000</u>	<u>2002</u>	<u>2004</u>	<u>2006</u>	<u>2008</u>	<u>2010</u>	<u>2012</u>	<u>2014</u>	<u>ALL</u>
Yes	1	0	0	0	0	0	0	0	457	0	0	0	0	0	0	457
No (GO TO ADVSRCH)	2	0	0	0	0	0	0	0	115	0	0	0	0	0	0	115
Don't know	8	0	0	0	0	0	0	0	4	0	0	0	0	0	0	4
No answer	9	0	0	0	0	0	0	0	47	0	0	0	0	0	0	47
Not applicable	IAP	13626	354	7542	353	5907	10334	2817	2142	2812	4510	2023	2044	1974	2538	58976

C. Can you give me the name of a web browser?

[VAR: BROWSER2]

<u>RESPONSE</u>	<u>PUNCH</u>	<u>YEAR</u>														
		<u>1972-82</u>	<u>1982B</u>	<u>1983-87</u>	<u>1987B</u>	<u>1988-91</u>	<u>1993-98</u>	<u>2000</u>	<u>2002</u>	<u>2004</u>	<u>2006</u>	<u>2008</u>	<u>2010</u>	<u>2012</u>	<u>2014</u>	<u>ALL</u>
Yes	1	0	0	0	0	0	0	0	380	0	0	0	0	0	0	380
No (GO TO ADVSRCH)	2	0	0	0	0	0	0	0	76	0	0	0	0	0	0	76
Don't know	8	0	0	0	0	0	0	0	1	0	0	0	0	0	0	1
No answer	9	0	0	0	0	0	0	0	47	0	0	0	0	0	0	47
Not applicable (Punch 2 in ASKWKSCH)	IAP	13626	354	7542	353	5907	10334	2817	2261	2812	4510	2023	2044	1974	2538	59095

D. Specify name of web browser

[VAR: BROWSER3]

RESPONSE	PUNCH	YEAR														
		<u>1972-82</u>	<u>1982B</u>	<u>1983-87</u>	<u>1987B</u>	<u>1988-91</u>	<u>1993-98</u>	<u>2000</u>	<u>2002</u>	<u>2004</u>	<u>2006</u>	<u>2008</u>	<u>2010</u>	<u>2012</u>	<u>2014</u>	<u>ALL</u>
Internet Explorer	1	0	0	0	0	0	0	0	119	0	0	0	0	0	0	119
Netscape	2	0	0	0	0	0	0	0	66	0	0	0	0	0	0	66
Excite	3	0	0	0	0	0	0	0	2	0	0	0	0	0	0	2
MSN	4	0	0	0	0	0	0	0	16	0	0	0	0	0	0	16
AOL	5	0	0	0	0	0	0	0	27	0	0	0	0	0	0	27
Google	6	0	0	0	0	0	0	0	21	0	0	0	0	0	0	21
Yahoo	7	0	0	0	0	0	0	0	93	0	0	0	0	0	0	93
Earthlink	8	0	0	0	0	0	0	0	4	0	0	0	0	0	0	4
Lycos	9	0	0	0	0	0	0	0	3	0	0	0	0	0	0	3
CompuServe	10	0	0	0	0	0	0	0	1	0	0	0	0	0	0	1
Bonzi	11	0	0	0	0	0	0	0	2	0	0	0	0	0	0	2
Goto	12	0	0	0	0	0	0	0	1	0	0	0	0	0	0	1
AltaVista	13	0	0	0	0	0	0	0	4	0	0	0	0	0	0	4
Hotbot	14	0	0	0	0	0	0	0	1	0	0	0	0	0	0	1
Snap	15	0	0	0	0	0	0	0	1	0	0	0	0	0	0	1
Mindspring	16	0	0	0	0	0	0	0	1	0	0	0	0	0	0	1
Dogpile	17	0	0	0	0	0	0	0	1	0	0	0	0	0	0	1
Prodigy	18	0	0	0	0	0	0	0	1	0	0	0	0	0	0	1
Ask Jeeves	19	0	0	0	0	0	0	0	2	0	0	0	0	0	0	2
DSL	20	0	0	0	0	0	0	0	1	0	0	0	0	0	0	1
Netrax	21	0	0	0	0	0	0	0	1	0	0	0	0	0	0	1
Webcorner	22	0	0	0	0	0	0	0	1	0	0	0	0	0	0	1
Mozilla	23	0	0	0	0	0	0	0	0	0	0	0	0	0	0	0
Everyone's Internet	24	0	0	0	0	0	0	0	2	0	0	0	0	0	0	2
Mamma	25	0	0	0	0	0	0	0	1	0	0	0	0	0	0	1
Dogpatch	26	0	0	0	0	0	0	0	0	0	0	0	0	0	0	0
Other	27	0	0	0	0	0	0	0	6	0	0	0	0	0	0	6
Don't know	98	0	0	0	0	0	0	0	2	0	0	0	0	0	0	2
No answer	99	0	0	0	0	0	0	0	47	0	0	0	0	0	0	47
Not applicable (Punch 2 in ASKWKSCH or ASKELSE)	IAP	13626	354	7542	353	5907	10334	2817	2338	2812	4510	2023	2044	1974	2538	59172

IF NO TO BROWSER1 OR BROWSER2, ASK ADVSRCH

Are you very familiar, somewhat familiar, or not familiar with the following internet terms:

E. Advanced search

[VAR: ADVSRCH]

<u>RESPONSE</u>	<u>PUNCH</u>	<u>YEAR</u>														
		<u>1972-82</u>	<u>1982B</u>	<u>1983-87</u>	<u>1987B</u>	<u>1988-91</u>	<u>1993-98</u>	<u>2000</u>	<u>2002</u>	<u>2004</u>	<u>2006</u>	<u>2008</u>	<u>2010</u>	<u>2012</u>	<u>2014</u>	<u>ALL</u>
Very familiar	1	0	0	0	0	0	0	0	218	915	0	0	0	0	0	1133
Somewhat familiar	2	0	0	0	0	0	0	0	224	588	0	0	0	0	0	812
Not familiar	3	0	0	0	0	0	0	0	134	298	0	0	0	0	0	432
No answer	9	0	0	0	0	0	0	0	47	19	0	0	0	0	0	66
Not applicable	IAP	13626	354	7542	353	5907	10334	2817	2142	992	4510	2023	2044	1974	2538	57156

F. MP3

[VAR: MP3]

<u>RESPONSE</u>	<u>PUNCH</u>	<u>YEAR</u>														
		<u>1972-82</u>	<u>1982B</u>	<u>1983-87</u>	<u>1987B</u>	<u>1988-91</u>	<u>1993-98</u>	<u>2000</u>	<u>2002</u>	<u>2004</u>	<u>2006</u>	<u>2008</u>	<u>2010</u>	<u>2012</u>	<u>2014</u>	<u>ALL</u>
Very familiar	1	0	0	0	0	0	0	0	163	0	0	0	0	0	0	163
Somewhat familiar	2	0	0	0	0	0	0	0	141	0	0	0	0	0	0	141
Not familiar	3	0	0	0	0	0	0	0	271	0	0	0	0	0	0	271
Don't know	8	0	0	0	0	0	0	0	1	0	0	0	0	0	0	1
No answer	9	0	0	0	0	0	0	0	47	0	0	0	0	0	0	47
Not applicable	IAP	13626	354	7542	353	5907	10334	2817	2142	2812	4510	2023	2044	1974	2538	58976

G. E-zines

[VAR: EZINES]

<u>RESPONSE</u>	<u>PUNCH</u>	<u>YEAR</u>														
		<u>1972-82</u>	<u>1982B</u>	<u>1983-87</u>	<u>1987B</u>	<u>1988-91</u>	<u>1993-98</u>	<u>2000</u>	<u>2002</u>	<u>2004</u>	<u>2006</u>	<u>2008</u>	<u>2010</u>	<u>2012</u>	<u>2014</u>	<u>ALL</u>
Very familiar	1	0	0	0	0	0	0	0	55	0	0	0	0	0	0	55
Somewhat familiar	2	0	0	0	0	0	0	0	56	0	0	0	0	0	0	56
Not familiar	3	0	0	0	0	0	0	0	464	0	0	0	0	0	0	464
Don't know	8	0	0	0	0	0	0	0	1	0	0	0	0	0	0	1
No answer	9	0	0	0	0	0	0	0	47	0	0	0	0	0	0	47
Not applicable	IAP	13626	354	7542	353	5907	10334	2817	2142	2812	4510	2023	2044	1974	2538	58976

H. Preference settings

[VAR: PREFSETS]

<u>RESPONSE</u>	<u>PUNCH</u>	<u>YEAR</u>														
		<u>1972-82</u>	<u>1982B</u>	<u>1983-87</u>	<u>1987B</u>	<u>1988-91</u>	<u>1993-98</u>	<u>2000</u>	<u>2002</u>	<u>2004</u>	<u>2006</u>	<u>2008</u>	<u>2010</u>	<u>2012</u>	<u>2014</u>	<u>ALL</u>
Very familiar	1	0	0	0	0	0	0	0	221	774	0	0	0	0	0	995
Somewhat familiar	2	0	0	0	0	0	0	0	201	598	0	0	0	0	0	799
Not familiar	3	0	0	0	0	0	0	0	154	429	0	0	0	0	0	583
No answer	9	0	0	0	0	0	0	0	47	19	0	0	0	0	0	66
Not applicable	IAP	13626	354	7542	353	5907	10334	2817	2142	992	4510	2023	2044	1974	2538	57156

I. Newsgroups

[VAR: NEWSGRPS]

<u>RESPONSE</u>	<u>PUNCH</u>	<u>YEAR</u>														
		<u>1972-82</u>	<u>1982B</u>	<u>1983-87</u>	<u>1987B</u>	<u>1988-91</u>	<u>1993-98</u>	<u>2000</u>	<u>2002</u>	<u>2004</u>	<u>2006</u>	<u>2008</u>	<u>2010</u>	<u>2012</u>	<u>2014</u>	<u>ALL</u>
Very familiar	1	0	0	0	0	0	0	0	158	510	0	0	0	0	0	668
Somewhat familiar	2	0	0	0	0	0	0	0	187	600	0	0	0	0	0	787
Not familiar	3	0	0	0	0	0	0	0	230	689	0	0	0	0	0	919
Don't know	8	0	0	0	0	0	0	0	1	1	0	0	0	0	0	2
No answer	9	0	0	0	0	0	0	0	47	20	0	0	0	0	0	67
Not applicable	IAP	13626	354	7542	353	5907	10334	2817	2142	992	4510	2023	2044	1974	2538	57156

IF R HAS CHILD UNDER 18 IN HOUSEHOLD, ASK TIMEKID1.

IF R DOES NOT HAVE CHILD UNDER 18 IN HOUSEHOLD, GO TO SPTMKID1.

823. Would you say that the amount of time you spend with (NAME OF CHILD) is too much, about the right amount, or too little?

A. First listed child?

[VAR: TIMEKID1]

<u>RESPONSE</u>	<u>PUNCH</u>	<u>YEAR</u>														
		<u>1972-82</u>	<u>1982B</u>	<u>1983-87</u>	<u>1987B</u>	<u>1988-91</u>	<u>1993-98</u>	<u>2000</u>	<u>2002</u>	<u>2004</u>	<u>2006</u>	<u>2008</u>	<u>2010</u>	<u>2012</u>	<u>2014</u>	<u>ALL</u>
Too much	1	0	0	0	0	0	0	47	0	0	0	0	0	0	0	47
About the right amount	2	0	0	0	0	0	0	482	0	0	0	0	0	0	0	482
Too little	3	0	0	0	0	0	0	425	0	0	0	0	0	0	0	425
No answer	9	0	0	0	0	0	0	129	0	0	0	0	0	0	0	129
Not applicable	IAP	13626	354	7542	353	5907	10334	1734	2765	2812	4510	2023	2044	1974	2538	58516

B. Second listed child?

[VAR: TIMEKID2]

<u>RESPONSE</u>	<u>PUNCH</u>	<u>YEAR</u>														
		<u>1972-82</u>	<u>1982B</u>	<u>1983-87</u>	<u>1987B</u>	<u>1988-91</u>	<u>1993-98</u>	<u>2000</u>	<u>2002</u>	<u>2004</u>	<u>2006</u>	<u>2008</u>	<u>2010</u>	<u>2012</u>	<u>2014</u>	<u>ALL</u>
Too much	1	0	0	0	0	0	0	29	0	0	0	0	0	0	0	29
About the right amount	2	0	0	0	0	0	0	308	0	0	0	0	0	0	0	308
Too little	3	0	0	0	0	0	0	220	0	0	0	0	0	0	0	220
No answer	9	0	0	0	0	0	0	72	0	0	0	0	0	0	0	72
Not applicable	IAP	13626	354	7542	353	5907	10334	2188	2765	2812	4510	2023	2044	1974	2538	58970

C. Third listed child?

[VAR: TIMEKID3]

<u>RESPONSE</u>	<u>PUNCH</u>	<u>YEAR</u>														
		<u>1972-82</u>	<u>1982B</u>	<u>1983-87</u>	<u>1987B</u>	<u>1988-91</u>	<u>1993-98</u>	<u>2000</u>	<u>2002</u>	<u>2004</u>	<u>2006</u>	<u>2008</u>	<u>2010</u>	<u>2012</u>	<u>2014</u>	<u>ALL</u>
Too much	1	0	0	0	0	0	0	12	0	0	0	0	0	0	0	12
About the right amount	2	0	0	0	0	0	0	111	0	0	0	0	0	0	0	111
Too little	3	0	0	0	0	0	0	68	0	0	0	0	0	0	0	68
No answer	9	0	0	0	0	0	0	34	0	0	0	0	0	0	0	34
Not applicable	IAP	13626	354	7542	353	5907	10334	2592	2765	2812	4510	2023	2044	1974	2538	59374

D. Fourth listed child?

[VAR: TIMEKID4]

<u>RESPONSE</u>	<u>PUNCH</u>	<u>YEAR</u>														
		<u>1972-82</u>	<u>1982B</u>	<u>1983-87</u>	<u>1987B</u>	<u>1988-91</u>	<u>1993-98</u>	<u>2000</u>	<u>2002</u>	<u>2004</u>	<u>2006</u>	<u>2008</u>	<u>2010</u>	<u>2012</u>	<u>2014</u>	<u>ALL</u>
Too much	1	0	0	0	0	0	0	3	0	0	0	0	0	0	0	3
About the right amount	2	0	0	0	0	0	0	34	0	0	0	0	0	0	0	34
Too little	3	0	0	0	0	0	0	20	0	0	0	0	0	0	0	20
No answer	9	0	0	0	0	0	0	18	0	0	0	0	0	0	0	18
Not applicable	IAP	13626	354	7542	353	5907	10334	2742	2765	2812	4510	2023	2044	1974	2538	59524

IF MARRIED, ASK SPTMKID1.

IF NOT MARRIED, GO TO KDTMKID1.

824. Would you say that the amount of time your (HUSBAND/WIFE) spends with (NAME OF CHILD) is too much, about the right amount, or too little?

A. First listed child?

[VAR: SPTMKID1]

<u>RESPONSE</u>	<u>PUNCH</u>	<u>YEAR</u>														
		<u>1972-82</u>	<u>1982B</u>	<u>1983-87</u>	<u>1987B</u>	<u>1988-91</u>	<u>1993-98</u>	<u>2000</u>	<u>2002</u>	<u>2004</u>	<u>2006</u>	<u>2008</u>	<u>2010</u>	<u>2012</u>	<u>2014</u>	<u>ALL</u>
Too much	1	0	0	0	0	0	0	8	0	0	0	0	0	0	0	8
About the right amount	2	0	0	0	0	0	0	178	0	0	0	0	0	0	0	178
Too little	3	0	0	0	0	0	0	133	0	0	0	0	0	0	0	133
Don't know	8	0	0	0	0	0	0	3	0	0	0	0	0	0	0	3
No answer	9	0	0	0	0	0	0	21	0	0	0	0	0	0	0	21
Not applicable	IAP	13626	354	7542	353	5907	10334	2474	2765	2812	4510	2023	2044	1974	2538	59256

B. Second listed child?

[VAR: SPTMKID2]

<u>RESPONSE</u>	<u>PUNCH</u>	<u>YEAR</u>														
		<u>1972-82</u>	<u>1982B</u>	<u>1983-87</u>	<u>1987B</u>	<u>1988-91</u>	<u>1993-98</u>	<u>2000</u>	<u>2002</u>	<u>2004</u>	<u>2006</u>	<u>2008</u>	<u>2010</u>	<u>2012</u>	<u>2014</u>	<u>ALL</u>
Too much	1	0	0	0	0	0	0	8	0	0	0	0	0	0	0	8
About the right amount	2	0	0	0	0	0	0	107	0	0	0	0	0	0	0	107
Too little	3	0	0	0	0	0	0	79	0	0	0	0	0	0	0	79
No answer	9	0	0	0	0	0	0	24	0	0	0	0	0	0	0	24
Not applicable	IAP	13626	354	7542	353	5907	10334	2599	2765	2812	4510	2023	2044	1974	2538	59381

C. Third listed child?

[VAR: SPTMKID3]

<u>RESPONSE</u>	<u>PUNCH</u>	<u>YEAR</u>														
		<u>1972-82</u>	<u>1982B</u>	<u>1983-87</u>	<u>1987B</u>	<u>1988-91</u>	<u>1993-98</u>	<u>2000</u>	<u>2002</u>	<u>2004</u>	<u>2006</u>	<u>2008</u>	<u>2010</u>	<u>2012</u>	<u>2014</u>	<u>ALL</u>
Too much	1	0	0	0	0	0	0	4	0	0	0	0	0	0	0	4
About the right amount	2	0	0	0	0	0	0	33	0	0	0	0	0	0	0	33
Too little	3	0	0	0	0	0	0	24	0	0	0	0	0	0	0	24
No answer	9	0	0	0	0	0	0	12	0	0	0	0	0	0	0	12
Not applicable	IAP	13626	354	7542	353	5907	10334	2744	2765	2812	4510	2023	2044	1974	2538	59526

D. Fourth listed child?

[VAR: SPTMKID4]

RESPONSE	PUNCH	YEAR														
		<u>1972-82</u>	<u>1982B</u>	<u>1983-87</u>	<u>1987B</u>	<u>1988-91</u>	<u>1993-98</u>	<u>2000</u>	<u>2002</u>	<u>2004</u>	<u>2006</u>	<u>2008</u>	<u>2010</u>	<u>2012</u>	<u>2014</u>	<u>ALL</u>
Too much	1	0	0	0	0	0	0	1	0	0	0	0	0	0	0	1
About the right amount	2	0	0	0	0	0	0	13	0	0	0	0	0	0	0	13
Too little	3	0	0	0	0	0	0	5	0	0	0	0	0	0	0	5
No answer	9	0	0	0	0	0	0	6	0	0	0	0	0	0	0	6
Not applicable	IAP	13626	354	7542	353	5907	10334	2792	2765	2812	4510	2023	2044	1974	2538	59574

FOR EACH CHILD 4-17, ASK KDTMKID1-KDTMKID4.

825. Would you say that (NAME OF CHILD) feels that the amount of time they spend with you is too much, about the right amount, or too little?

A. First listed child?

[VAR: KDTMKID1]

RESPONSE	PUNCH	YEAR														
		<u>1972-82</u>	<u>1982B</u>	<u>1983-87</u>	<u>1987B</u>	<u>1988-91</u>	<u>1993-98</u>	<u>2000</u>	<u>2002</u>	<u>2004</u>	<u>2006</u>	<u>2008</u>	<u>2010</u>	<u>2012</u>	<u>2014</u>	<u>ALL</u>
Too much	1	0	0	0	0	0	0	39	0	0	0	0	0	0	0	39
About the right amount	2	0	0	0	0	0	0	192	0	0	0	0	0	0	0	192
Too little	3	0	0	0	0	0	0	166	0	0	0	0	0	0	0	166
Don't know	8	0	0	0	0	0	0	10	0	0	0	0	0	0	0	10
No answer	9	0	0	0	0	0	0	64	0	0	0	0	0	0	0	64
Not applicable	IAP	13626	354	7542	353	5907	10334	2346	2765	2812	4510	2023	2044	1974	2538	59128

B. Second listed child?

[VAR: KDTMKID2]

RESPONSE	PUNCH	YEAR														
		<u>1972-82</u>	<u>1982B</u>	<u>1983-87</u>	<u>1987B</u>	<u>1988-91</u>	<u>1993-98</u>	<u>2000</u>	<u>2002</u>	<u>2004</u>	<u>2006</u>	<u>2008</u>	<u>2010</u>	<u>2012</u>	<u>2014</u>	<u>ALL</u>
Too much	1	0	0	0	0	0	0	11	0	0	0	0	0	0	0	11
About the right amount	2	0	0	0	0	0	0	95	0	0	0	0	0	0	0	95
Too little	3	0	0	0	0	0	0	86	0	0	0	0	0	0	0	86
Don't know	8	0	0	0	0	0	0	6	0	0	0	0	0	0	0	6
No answer	9	0	0	0	0	0	0	28	0	0	0	0	0	0	0	28
Not applicable	IAP	13626	354	7542	353	5907	10334	2591	2765	2812	4510	2023	2044	1974	2538	59373

C. Third listed child?

[VAR: KDTMKID3]

<u>RESPONSE</u>	<u>PUNCH</u>	<u>YEAR</u>														
		<u>1972-82</u>	<u>1982B</u>	<u>1983-87</u>	<u>1987B</u>	<u>1988-91</u>	<u>1993-98</u>	<u>2000</u>	<u>2002</u>	<u>2004</u>	<u>2006</u>	<u>2008</u>	<u>2010</u>	<u>2012</u>	<u>2014</u>	<u>ALL</u>
Too much	1	0	0	0	0	0	0	7	0	0	0	0	0	0	0	7
About the right amount	2	0	0	0	0	0	0	32	0	0	0	0	0	0	0	32
Too little	3	0	0	0	0	0	0	17	0	0	0	0	0	0	0	17
Don't know	8	0	0	0	0	0	0	1	0	0	0	0	0	0	0	1
No answer	9	0	0	0	0	0	0	12	0	0	0	0	0	0	0	12
Not applicable	IAP	13626	354	7542	353	5907	10334	2748	2765	2812	4510	2023	2044	1974	2538	59530

D. Fourth listed child?

[VAR: KDTMKID4]

<u>RESPONSE</u>	<u>PUNCH</u>	<u>YEAR</u>														
		<u>1972-82</u>	<u>1982B</u>	<u>1983-87</u>	<u>1987B</u>	<u>1988-91</u>	<u>1993-98</u>	<u>2000</u>	<u>2002</u>	<u>2004</u>	<u>2006</u>	<u>2008</u>	<u>2010</u>	<u>2012</u>	<u>2014</u>	<u>ALL</u>
Too much	1	0	0	0	0	0	0	2	0	0	0	0	0	0	0	2
About the right amount	2	0	0	0	0	0	0	11	0	0	0	0	0	0	0	11
Too little	3	0	0	0	0	0	0	5	0	0	0	0	0	0	0	5
No answer	9	0	0	0	0	0	0	8	0	0	0	0	0	0	0	8
Not applicable	IAP	13626	354	7542	353	5907	10334	2791	2765	2812	4510	2023	2044	1974	2538	59573

826. Thinking now only about weekends (SATURDAY AND SUNDAY) and only when your child is awake—would you say that you know exactly what (NAME OF CHILD) is doing on the weekend almost all of the time, most of the time, about half of the time, some of the time or hardly any of the time?

A. First listed child?

[VAR: KNOWKID1]

<u>RESPONSE</u>	<u>PUNCH</u>	<u>YEAR</u>														
		<u>1972-82</u>	<u>1982B</u>	<u>1983-87</u>	<u>1987B</u>	<u>1988-91</u>	<u>1993-98</u>	<u>2000</u>	<u>2002</u>	<u>2004</u>	<u>2006</u>	<u>2008</u>	<u>2010</u>	<u>2012</u>	<u>2014</u>	<u>ALL</u>
Almost all of the time	1	0	0	0	0	0	0	226	0	0	0	0	0	0	0	226
Most of the time	2	0	0	0	0	0	0	115	0	0	0	0	0	0	0	115
About half of the time	3	0	0	0	0	0	0	31	0	0	0	0	0	0	0	31
Some of the time	4	0	0	0	0	0	0	14	0	0	0	0	0	0	0	14
Hardly any of the time	5	0	0	0	0	0	0	8	0	0	0	0	0	0	0	8
No answer	9	0	0	0	0	0	0	54	0	0	0	0	0	0	0	54
Not applicable	IAP	13626	354	7542	353	5907	10334	2369	2765	2812	4510	2023	2044	1974	2538	59151

B. Second listed child?

[VAR: KNOWKID2]

<u>RESPONSE</u>	<u>PUNCH</u>	<u>YEAR</u>														
		<u>1972-82</u>	<u>1982B</u>	<u>1983-87</u>	<u>1987B</u>	<u>1988-91</u>	<u>1993-98</u>	<u>2000</u>	<u>2002</u>	<u>2004</u>	<u>2006</u>	<u>2008</u>	<u>2010</u>	<u>2012</u>	<u>2014</u>	<u>ALL</u>
Almost all of the time	1	0	0	0	0	0	0	133	0	0	0	0	0	0	0	133
Most of the time	2	0	0	0	0	0	0	58	0	0	0	0	0	0	0	58
About half of the time	3	0	0	0	0	0	0	15	0	0	0	0	0	0	0	15
Some of the time	4	0	0	0	0	0	0	6	0	0	0	0	0	0	0	6
Hardly any of the time	5	0	0	0	0	0	0	2	0	0	0	0	0	0	0	2
No answer	9	0	0	0	0	0	0	14	0	0	0	0	0	0	0	14
Not applicable	IAP	13626	354	7542	353	5907	10334	2589	2765	2812	4510	2023	2044	1974	2538	59371

C. Third listed child?

[VAR: KNOWKID3]

<u>RESPONSE</u>	<u>PUNCH</u>	<u>YEAR</u>														
		<u>1972-82</u>	<u>1982B</u>	<u>1983-87</u>	<u>1987B</u>	<u>1988-91</u>	<u>1993-98</u>	<u>2000</u>	<u>2002</u>	<u>2004</u>	<u>2006</u>	<u>2008</u>	<u>2010</u>	<u>2012</u>	<u>2014</u>	<u>ALL</u>
Almost all of the time	1	0	0	0	0	0	0	48	0	0	0	0	0	0	0	48
Most of the time	2	0	0	0	0	0	0	13	0	0	0	0	0	0	0	13
About half of the time	3	0	0	0	0	0	0	2	0	0	0	0	0	0	0	2
Some of the time	4	0	0	0	0	0	0	2	0	0	0	0	0	0	0	2
Hardly any of the time	5	0	0	0	0	0	0	0	0	0	0	0	0	0	0	0
No answer	9	0	0	0	0	0	0	7	0	0	0	0	0	0	0	7
Not applicable	IAP	13626	354	7542	353	5907	10334	2745	2765	2812	4510	2023	2044	1974	2538	59527

D. Fourth listed child?

[VAR: KNOWKID4]

<u>RESPONSE</u>	<u>PUNCH</u>	<u>YEAR</u>														
		<u>1972-82</u>	<u>1982B</u>	<u>1983-87</u>	<u>1987B</u>	<u>1988-91</u>	<u>1993-98</u>	<u>2000</u>	<u>2002</u>	<u>2004</u>	<u>2006</u>	<u>2008</u>	<u>2010</u>	<u>2012</u>	<u>2014</u>	<u>ALL</u>
Almost all of the time	1	0	0	0	0	0	0	12	0	0	0	0	0	0	0	12
Most of the time	2	0	0	0	0	0	0	4	0	0	0	0	0	0	0	4
About half of the time	3	0	0	0	0	0	0	1	0	0	0	0	0	0	0	1
Some of the time	4	0	0	0	0	0	0	1	0	0	0	0	0	0	0	1
Hardly any of the time	5	0	0	0	0	0	0	0	0	0	0	0	0	0	0	0
No answer	9	0	0	0	0	0	0	5	0	0	0	0	0	0	0	5
Not applicable	IAP	13626	354	7542	353	5907	10334	2794	2765	2812	4510	2023	2044	1974	2538	59576

827. A. How clean was the interior of the housing unit?

[VAR: HUCLEAN]

<u>RESPONSE</u>	<u>PUNCH</u>	<u>YEAR</u>														
		<u>1972-82</u>	<u>1982B</u>	<u>1983-87</u>	<u>1987B</u>	<u>1988-91</u>	<u>1993-98</u>	<u>2000</u>	<u>2002</u>	<u>2004</u>	<u>2006</u>	<u>2008</u>	<u>2010</u>	<u>2012</u>	<u>2014</u>	<u>ALL</u>
Very clean	1	0	0	0	0	0	0	1169	0	0	0	0	0	0	0	1169
Clean	2	0	0	0	0	0	0	733	0	0	0	0	0	0	0	733
So-So	3	0	0	0	0	0	0	330	0	0	0	0	0	0	0	330
Not very clean	4	0	0	0	0	0	0	108	0	0	0	0	0	0	0	108
Dirty	5	0	0	0	0	0	0	70	0	0	0	0	0	0	0	70
Don't know	8	0	0	0	0	0	0	346	0	0	0	0	0	0	0	346
No answer	9	0	0	0	0	0	0	61	0	0	0	0	0	0	0	61
Not applicable	IAP	13626	354	7542	353	5907	10334	0	2765	2812	4510	2023	2044	1974	2538	56782

828. Is your home connected to the World Wide Web by a telephone line, a DSL, cable, some other way, or not at all?

[VAR: HOMEBAND]

<u>RESPONSE</u>	<u>PUNCH</u>	<u>YEAR</u>														
		<u>1972-82</u>	<u>1982B</u>	<u>1983-87</u>	<u>1987B</u>	<u>1988-91</u>	<u>1993-98</u>	<u>2000</u>	<u>2002</u>	<u>2004</u>	<u>2006</u>	<u>2008</u>	<u>2010</u>	<u>2012</u>	<u>2014</u>	<u>ALL</u>
Telephone line	1	0	0	0	0	0	0	0	0	785	0	0	0	0	0	785
DSL	2	0	0	0	0	0	0	0	0	385	0	0	0	0	0	385
Cable	3	0	0	0	0	0	0	0	0	400	0	0	0	0	0	400
Satellite	4	0	0	0	0	0	0	0	0	5	0	0	0	0	0	5
Wireless	5	0	0	0	0	0	0	0	0	2	0	0	0	0	0	2
Cell phone	6	0	0	0	0	0	0	0	0	2	0	0	0	0	0	2
Other	7	0	0	0	0	0	0	0	0	4	0	0	0	0	0	4
Not at all	8	0	0	0	0	0	0	0	0	213	0	0	0	0	0	213
Don't Know/No answer	9	0	0	0	0	0	0	0	0	24	0	0	0	0	0	24
Not applicable	IAP	13626	354	7542	353	5907	10334	2817	2765	992	4510	2023	2044	1974	2538	57779

**The 2000 Topical Module: Freedom
(Qs. FREEMNS1-CNTRLIFE)**

829. The next questions are about freedom in American today. Freedom means many different things to people. When you think about freedom, what comes to mind? Can you tell me in a couple of sentences what does freedom mean to you?

A. First distinct subject mentioned

[VAR: FREEMNS1]

<u>RESPONSE</u>	<u>PUNCH</u>	<u>YEAR</u>														
		<u>1972-82</u>	<u>1982B</u>	<u>1983-87</u>	<u>1987B</u>	<u>1988-91</u>	<u>1993-98</u>	<u>2000</u>	<u>2002</u>	<u>2004</u>	<u>2006</u>	<u>2008</u>	<u>2010</u>	<u>2012</u>	<u>2014</u>	<u>ALL</u>
Want: doing what I want	1	0	0	0	0	0	0	461	0	0	0	0	0	0	0	461
Autonomy: self-realization	2	0	0	0	0	0	0	64	0	0	0	0	0	0	0	64
Choices: making decisions	3	0	0	0	0	0	0	161	0	0	0	0	0	0	0	161
Rights: religion and speech	4	0	0	0	0	0	0	272	0	0	0	0	0	0	0	272
Movement: movement and travel	5	0	0	0	0	0	0	115	0	0	0	0	0	0	0	115
Negative: slave subordinate discrimination	6	0	0	0	0	0	0	73	0	0	0	0	0	0	0	73
Citizen: political participation	7	0	0	0	0	0	0	56	0	0	0	0	0	0	0	56
Security: economic, independence	8	0	0	0	0	0	0	51	0	0	0	0	0	0	0	51
Other	9	0	0	0	0	0	0	137	0	0	0	0	0	0	0	137
Don't know	98	0	0	0	0	0	0	24	0	0	0	0	0	0	0	24
Not applicable	IAP	13626	354	7542	353	5907	10334	1403	2765	2812	4510	2023	2044	1974	2538	58185

B. Second distinct subject mentioned

[VAR:FREEMNS2]

RESPONSE	PUNCH	YEAR														
		<u>1972-82</u>	<u>1982B</u>	<u>1983-87</u>	<u>1987B</u>	<u>1988-91</u>	<u>1993-98</u>	<u>2000</u>	<u>2002</u>	<u>2004</u>	<u>2006</u>	<u>2008</u>	<u>2010</u>	<u>2012</u>	<u>2014</u>	<u>ALL</u>
Want: doing what I want	1	0	0	0	0	0	0	111	0	0	0	0	0	0	0	111
Autonomy: self-realization	2	0	0	0	0	0	0	22	0	0	0	0	0	0	0	22
Choices: making decisions	3	0	0	0	0	0	0	49	0	0	0	0	0	0	0	49
Rights: religion and speech	4	0	0	0	0	0	0	160	0	0	0	0	0	0	0	160
Movement: movement and travel	5	0	0	0	0	0	0	62	0	0	0	0	0	0	0	62
Negative: slave subordinate discrimination	6	0	0	0	0	0	0	53	0	0	0	0	0	0	0	53
Citizen: political participation	7	0	0	0	0	0	0	43	0	0	0	0	0	0	0	43
Security: economic, independence	8	0	0	0	0	0	0	39	0	0	0	0	0	0	0	39
Other	9	0	0	0	0	0	0	41	0	0	0	0	0	0	0	41
Don't know	98	0	0	0	0	0	0	0	0	0	0	0	0	0	0	0
Not applicable	IAP	13626	354	7542	353	5907	10334	2237	2765	2812	4510	2023	2044	1974	2538	59019

C. Third distinct subject mentioned

[VAR:FREEMNS3]

RESPONSE	PUNCH	YEAR														
		<u>1972-82</u>	<u>1982B</u>	<u>1983-87</u>	<u>1987B</u>	<u>1988-91</u>	<u>1993-98</u>	<u>2000</u>	<u>2002</u>	<u>2004</u>	<u>2006</u>	<u>2008</u>	<u>2010</u>	<u>2012</u>	<u>2014</u>	<u>ALL</u>
Want: doing what I want	1	0	0	0	0	0	0	28	0	0	0	0	0	0	0	28
Autonomy: self-realization	2	0	0	0	0	0	0	9	0	0	0	0	0	0	0	9
Choices: making decisions	3	0	0	0	0	0	0	21	0	0	0	0	0	0	0	21
Rights: religion and speech	4	0	0	0	0	0	0	53	0	0	0	0	0	0	0	53
Movement: movement and travel	5	0	0	0	0	0	0	14	0	0	0	0	0	0	0	14
Negative: slave subordinate discrimination	6	0	0	0	0	0	0	18	0	0	0	0	0	0	0	18
Citizen: political participation	7	0	0	0	0	0	0	16	0	0	0	0	0	0	0	16
Security: economic, independence	8	0	0	0	0	0	0	17	0	0	0	0	0	0	0	17
Other	9	0	0	0	0	0	0	18	0	0	0	0	0	0	0	18
Don't know	98	0	0	0	0	0	0	0	0	0	0	0	0	0	0	0
Not applicable	IAP	13626	354	7542	353	5907	10334	2623	2765	2812	4510	2023	2044	1974	2538	59405

830. What experiences in your life make you feel most free? Are there times in your life when you feel especially free? Can you give me an example of an experience that makes you feel really free?

A. First distinct experience mentioned

[VAR: FREEEXP1]

<u>RESPONSE</u>	<u>PUNCH</u>	<u>YEAR</u>														
		<u>1972-82</u>	<u>1982B</u>	<u>1983-87</u>	<u>1987B</u>	<u>1988-91</u>	<u>1993-98</u>	<u>2000</u>	<u>2002</u>	<u>2004</u>	<u>2006</u>	<u>2008</u>	<u>2010</u>	<u>2012</u>	<u>2014</u>	<u>ALL</u>
Moving: driving travel	1	0	0	0	0	0	0	235	0	0	0	0	0	0	0	235
Leisure: recreation enjoyable activity	2	0	0	0	0	0	0	131	0	0	0	0	0	0	0	131
Social: engagement with family or institutions	3	0	0	0	0	0	0	94	0	0	0	0	0	0	0	94
Negative: no obligation, divorced, being alone	4	0	0	0	0	0	0	120	0	0	0	0	0	0	0	120
Inner: spiritual and religious freedom	5	0	0	0	0	0	0	134	0	0	0	0	0	0	0	134
Choices: variant of making choices	6	0	0	0	0	0	0	81	0	0	0	0	0	0	0	81
Citizen: political participation	7	0	0	0	0	0	0	163	0	0	0	0	0	0	0	163
Security: economic security and independence	8	0	0	0	0	0	0	197	0	0	0	0	0	0	0	197
Other	9	0	0	0	0	0	0	98	0	0	0	0	0	0	0	98
No answer/Don't know	98	0	0	0	0	0	0	161	0	0	0	0	0	0	0	161
Not applicable	IAP	13626	354	7542	353	5907	10334	1403	2765	2812	4510	2023	2044	1974	2538	58185

REMARKS: See Appendix D for an explanation of the codes.

B. Second distinct experience mentioned

[VAR: FREEEXP2]

RESPONSE	PUNCH	YEAR														
		<u>1972-82</u>	<u>1982B</u>	<u>1983-87</u>	<u>1987B</u>	<u>1988-91</u>	<u>1993-98</u>	<u>2000</u>	<u>2002</u>	<u>2004</u>	<u>2006</u>	<u>2008</u>	<u>2010</u>	<u>2012</u>	<u>2014</u>	<u>ALL</u>
Moving: driving travel	1	0	0	0	0	0	0	78	0	0	0	0	0	0	0	78
Leisure: recreation enjoyable activity	2	0	0	0	0	0	0	38	0	0	0	0	0	0	0	38
Social: engagement with family or institutions	3	0	0	0	0	0	0	58	0	0	0	0	0	0	0	58
Negative: no obligation, divorced, being alone	4	0	0	0	0	0	0	32	0	0	0	0	0	0	0	32
Inner: spiritual and religious freedom	5	0	0	0	0	0	0	48	0	0	0	0	0	0	0	48
Choices: variant of making choices	6	0	0	0	0	0	0	15	0	0	0	0	0	0	0	15
Citizen: political participation	7	0	0	0	0	0	0	53	0	0	0	0	0	0	0	53
Security: economic security and independence	8	0	0	0	0	0	0	79	0	0	0	0	0	0	0	79
Other	9	0	0	0	0	0	0	16	0	0	0	0	0	0	0	16
No answer/Don't know	98	0	0	0	0	0	0	0	0	0	0	0	0	0	0	0
Not applicable	IAP	13626	354	7542	353	5907	10334	2400	2765	2812	4510	2023	2044	1974	2538	59182

C. Third distinct experience mentioned

[VAR: FREEEXP3]

RESPONSE	PUNCH	YEAR														
		1972-82	1982B	1983-87	1987B	1988-91	1993-98	2000	2002	2004	2006	2008	2010	2012	2014	ALL
Moving: driving travel	1	0	0	0	0	0	0	13	0	0	0	0	0	0	0	13
Leisure: recreation enjoyable activity	2	0	0	0	0	0	0	15	0	0	0	0	0	0	0	15
Social: engagement with family or institutions	3	0	0	0	0	0	0	15	0	0	0	0	0	0	0	15
Negative: no obligation, divorced, being alone	4	0	0	0	0	0	0	8	0	0	0	0	0	0	0	8
Inner: spiritual and religious freedom	5	0	0	0	0	0	0	13	0	0	0	0	0	0	0	13
Choices: variant of making choices	6	0	0	0	0	0	0	3	0	0	0	0	0	0	0	3
Citizen: political participation	7	0	0	0	0	0	0	17	0	0	0	0	0	0	0	17
Security: economic security and independence	8	0	0	0	0	0	0	19	0	0	0	0	0	0	0	19
Other	9	0	0	0	0	0	0	4	0	0	0	0	0	0	0	4
No answer/Don't know	98	0	0	0	0	0	0	0	0	0	0	0	0	0	0	0
Not applicable	IAP	13626	354	7542	353	5907	10334	2710	2765	2812	4510	2023	2044	1974	2538	59492

REMARKS: See Appendix D for an explanation of the codes.

831. How much freedom do you think Americans have today? Would you say they have complete freedom, a great deal of freedom, a moderate degree of freedom, not much freedom, or no freedom at all?

[VAR: HOWFREE]

RESPONSE	PUNCH	YEAR														
		1972-82	1982B	1983-87	1987B	1988-91	1993-98	2000	2002	2004	2006	2008	2010	2012	2014	ALL
Complete freedom	1	0	0	0	0	0	0	145	0	0	0	0	0	0	0	145
A great deal of freedom	2	0	0	0	0	0	0	833	0	0	0	0	0	0	0	833
A moderate degree of freedom	3	0	0	0	0	0	0	364	0	0	0	0	0	0	0	364
Not much freedom	4	0	0	0	0	0	0	49	0	0	0	0	0	0	0	49
No freedom at all	5	0	0	0	0	0	0	4	0	0	0	0	0	0	0	4
Don't know	8	0	0	0	0	0	0	9	0	0	0	0	0	0	0	9
No answer	9	0	0	0	0	0	0	15	0	0	0	0	0	0	0	15
Not applicable	IAP	13626	354	7542	353	5907	10334	1398	2765	2812	4510	2023	2044	1974	2538	58180

832. And about you yourself? Would you say right now that you have complete freedom, a great deal of freedom, a moderate degree of freedom, not much freedom, or no freedom at all?

[VAR: RHOWFREE]

<u>RESPONSE</u>	<u>PUNCH</u>	<u>YEAR</u>														
		<u>1972-82</u>	<u>1982B</u>	<u>1983-87</u>	<u>1987B</u>	<u>1988-91</u>	<u>1993-98</u>	<u>2000</u>	<u>2002</u>	<u>2004</u>	<u>2006</u>	<u>2008</u>	<u>2010</u>	<u>2012</u>	<u>2014</u>	<u>ALL</u>
Complete freedom	1	0	0	0	0	0	0	238	0	0	0	0	0	0	0	238
A great deal of freedom	2	0	0	0	0	0	0	769	0	0	0	0	0	0	0	769
A moderate degree of freedom	3	0	0	0	0	0	0	333	0	0	0	0	0	0	0	333
Not much freedom	4	0	0	0	0	0	0	53	0	0	0	0	0	0	0	53
No freedom at all	5	0	0	0	0	0	0	5	0	0	0	0	0	0	0	5
Don't know	8	0	0	0	0	0	0	7	0	0	0	0	0	0	0	7
No answer	9	0	0	0	0	0	0	14	0	0	0	0	0	0	0	14
Not applicable	IAP	13626	354	7542	353	5907	10334	1398	2765	2812	4510	2023	2044	1974	2538	58180

833. Do you think Americans today have more freedom, less freedom, or about the same amount of freedom as in the past?

[VAR: FREENOW]

<u>RESPONSE</u>	<u>PUNCH</u>	<u>YEAR</u>														
		<u>1972-82</u>	<u>1982B</u>	<u>1983-87</u>	<u>1987B</u>	<u>1988-91</u>	<u>1993-98</u>	<u>2000</u>	<u>2002</u>	<u>2004</u>	<u>2006</u>	<u>2008</u>	<u>2010</u>	<u>2012</u>	<u>2014</u>	<u>ALL</u>
More freedom	1	0	0	0	0	0	0	585	0	0	0	0	0	0	0	585
About the same amount of freedom	2	0	0	0	0	0	0	536	0	0	0	0	0	0	0	536
Less freedom	3	0	0	0	0	0	0	262	0	0	0	0	0	0	0	262
Don't know	8	0	0	0	0	0	0	18	0	0	0	0	0	0	0	18
No answer	9	0	0	0	0	0	0	18	0	0	0	0	0	0	0	18
Not applicable	IAP	13626	354	7542	353	5907	10334	1398	2765	2812	4510	2023	2044	1974	2538	58180

834. And how about you? Do you personally feel that you now have more freedom, less freedom, or about the same amount of freedom as you had in the past?

[VAR: RFFREENOW]

<u>RESPONSE</u>	<u>PUNCH</u>	<u>YEAR</u>														
		<u>1972-82</u>	<u>1982B</u>	<u>1983-87</u>	<u>1987B</u>	<u>1988-91</u>	<u>1993-98</u>	<u>2000</u>	<u>2002</u>	<u>2004</u>	<u>2006</u>	<u>2008</u>	<u>2010</u>	<u>2012</u>	<u>2014</u>	<u>ALL</u>
More freedom	1	0	0	0	0	0	0	549	0	0	0	0	0	0	0	549
About the same amount of freedom	2	0	0	0	0	0	0	657	0	0	0	0	0	0	0	657
Less freedom	3	0	0	0	0	0	0	190	0	0	0	0	0	0	0	190
Don't know	8	0	0	0	0	0	0	10	0	0	0	0	0	0	0	10
No answer	9	0	0	0	0	0	0	13	0	0	0	0	0	0	0	13
Not applicable	IAP	13626	354	7542	353	5907	10334	1398	2765	2812	4510	2023	2044	1974	2538	58180

835. On the whole, are you very satisfied, fairly satisfied, not very satisfied, or not at all satisfied with the way democracy works in the United States?

[VAR: SATDEMOC]

<u>RESPONSE</u>	<u>PUNCH</u>	<u>YEAR</u>														
		<u>1972-82</u>	<u>1982B</u>	<u>1983-87</u>	<u>1987B</u>	<u>1988-91</u>	<u>1993-98</u>	<u>2000</u>	<u>2002</u>	<u>2004</u>	<u>2006</u>	<u>2008</u>	<u>2010</u>	<u>2012</u>	<u>2014</u>	<u>ALL</u>
Very satisfied	1	0	0	0	0	0	0	235	0	0	0	0	0	0	0	235
Fairly satisfied	2	0	0	0	0	0	0	854	0	0	0	0	0	0	0	854
Not very satisfied	3	0	0	0	0	0	0	201	0	0	0	0	0	0	0	201
Not at all satisfied	4	0	0	0	0	0	0	79	0	0	0	0	0	0	0	79
Don't know	8	0	0	0	0	0	0	36	0	0	0	0	0	0	0	36
No answer	9	0	0	0	0	0	0	14	0	0	0	0	0	0	0	14
Not applicable	IAP	13626	354	7542	353	5907	10334	1398	2765	2812	4510	2023	2044	1974	2538	58180

836. I'm going to read you several statements about freedom. Each one may say something true and important about freedom, but I'd like to know how important each statement is to you. Is it one of the most important things about freedom, extremely important, very important, somewhat important, or not too important?

A. Freedom is being left alone to do what I want.

[VAR: LEFTLONE]

RESPONSE	PUNCH	YEAR														
		<u>1972-82</u>	<u>1982B</u>	<u>1983-87</u>	<u>1987B</u>	<u>1988-91</u>	<u>1993-98</u>	<u>2000</u>	<u>2002</u>	<u>2004</u>	<u>2006</u>	<u>2008</u>	<u>2010</u>	<u>2012</u>	<u>2014</u>	<u>ALL</u>
One of the most important things	1	0	0	0	0	0	0	372	0	0	0	0	0	0	0	372
Extremely important	2	0	0	0	0	0	0	317	0	0	0	0	0	0	0	317
Very important	3	0	0	0	0	0	0	388	0	0	0	0	0	0	0	388
Moderately important	4	0	0	0	0	0	0	207	0	0	0	0	0	0	0	207
Somewhat important	5	0	0	0	0	0	0	59	0	0	0	0	0	0	0	59
Not too important	6	0	0	0	0	0	0	39	0	0	0	0	0	0	0	39
Don't know	8	0	0	0	0	0	0	16	0	0	0	0	0	0	0	16
No answer	9	0	0	0	0	0	0	21	0	0	0	0	0	0	0	21
Not applicable	IAP	13626	354	7542	353	5907	10334	1398	2765	2812	4510	2023	2044	1974	2538	58180

B. Freedom is having a government that doesn't spy on me or interfere in my life.

[VAR: NOGOVT]

RESPONSE	PUNCH	YEAR														
		<u>1972-82</u>	<u>1982B</u>	<u>1983-87</u>	<u>1987B</u>	<u>1988-91</u>	<u>1993-98</u>	<u>2000</u>	<u>2002</u>	<u>2004</u>	<u>2006</u>	<u>2008</u>	<u>2010</u>	<u>2012</u>	<u>2014</u>	<u>ALL</u>
One of the most important things	1	0	0	0	0	0	0	412	0	0	0	0	0	0	0	412
Extremely important	2	0	0	0	0	0	0	356	0	0	0	0	0	0	0	356
Very important	3	0	0	0	0	0	0	447	0	0	0	0	0	0	0	447
Moderately important	4	0	0	0	0	0	0	113	0	0	0	0	0	0	0	113
Somewhat important	5	0	0	0	0	0	0	33	0	0	0	0	0	0	0	33
Not too important	6	0	0	0	0	0	0	22	0	0	0	0	0	0	0	22
Don't know	8	0	0	0	0	0	0	13	0	0	0	0	0	0	0	13
No answer	9	0	0	0	0	0	0	23	0	0	0	0	0	0	0	23
Not applicable	IAP	13626	354	7542	353	5907	10334	1398	2765	2812	4510	2023	2044	1974	2538	58180

C. True freedom is feeling an inner spiritual peace.

[VAR: INPEACE]

RESPONSE	PUNCH	YEAR														
		<u>1972-82</u>	<u>1982B</u>	<u>1983-87</u>	<u>1987B</u>	<u>1988-91</u>	<u>1993-98</u>	<u>2000</u>	<u>2002</u>	<u>2004</u>	<u>2006</u>	<u>2008</u>	<u>2010</u>	<u>2012</u>	<u>2014</u>	<u>ALL</u>
One of the most important things	1	0	0	0	0	0	0	507	0	0	0	0	0	0	0	507
Extremely important	2	0	0	0	0	0	0	298	0	0	0	0	0	0	0	298
Very important	3	0	0	0	0	0	0	370	0	0	0	0	0	0	0	370
Moderately important	4	0	0	0	0	0	0	120	0	0	0		0	0	120	
Somewhat important	5	0	0	0	0	0	0	50	0	0	0	0	0	0	50	
Not too important	6	0	0	0	0	0	0	28	0	0	0	0	0	0	28	
Don't know	8	0	0	0	0	0	0	22	0	0	0	0	0	0	22	
No answer	9	0	0	0	0	0	0	24	0	0	0	0	0	0	24	
Not applicable	IAP	13626	354	7542	353	5907	10334	1398	2765	2812	4510	2023	2044	1974	2538	58180

D. Freedom is having the right to participate in politics and elections.

[VAR: PARTPOL]

RESPONSE	PUNCH	YEAR														
		<u>1972-82</u>	<u>1982B</u>	<u>1983-87</u>	<u>1987B</u>	<u>1988-91</u>	<u>1993-98</u>	<u>2000</u>	<u>2002</u>	<u>2004</u>	<u>2006</u>	<u>2008</u>	<u>2010</u>	<u>2012</u>	<u>2014</u>	<u>ALL</u>
One of the most important things	1	0	0	0	0	0	0	501	0	0	0	0	0	0	0	501
Extremely important	2	0	0	0	0	0	0	371	0	0	0	0	0	0	0	371
Very important	3	0	0	0	0	0	0	357	0	0	0	0	0	0	0	357
Moderately important	4	0	0	0	0	0	0	91	0	0	0	0	0	0	91	
Somewhat important	5	0	0	0	0	0	0	30	0	0	0	0	0	0	30	
Not too important	6	0	0	0	0	0	0	34	0	0	0	0	0	0	34	
Don't know	8	0	0	0	0	0	0	13	0	0	0	0	0	0	13	
No answer	9	0	0	0	0	0	0	22	0	0	0	0	0	0	22	
Not applicable	IAP	13626	354	7542	353	5907	10334	1398	2765	2812	4510	2023	2044	1974	2538	58180

E. Freedom is having the power to choose and do what I want in life.

[VAR: CHOICE]

RESPONSE	PUNCH	YEAR														
		<u>1972-82</u>	<u>1982B</u>	<u>1983-87</u>	<u>1987B</u>	<u>1988-91</u>	<u>1993-98</u>	<u>2000</u>	<u>2002</u>	<u>2004</u>	<u>2006</u>	<u>2008</u>	<u>2010</u>	<u>2012</u>	<u>2014</u>	<u>ALL</u>
One of the most important things	1	0	0	0	0	0	0	620	0	0	0	0	0	0	0	620
Extremely important	2	0	0	0	0	0	0	375	0	0	0	0	0	0	0	375
Very important	3	0	0	0	0	0	0	304	0	0	0	0	0	0	0	304
Moderately important	4	0	0	0	0	0	0	62	0	0	0	0	0	0	0	62
Somewhat important	5	0	0	0	0	0	0	13	0	0	0	0	0	0	0	13
Not too important	6	0	0	0	0	0	0	12	0	0	0	0	0	0	0	12
Don't know	8	0	0	0	0	0	0	10	0	0	0	0	0	0	0	10
No answer	9	0	0	0	0	0	0	23	0	0	0	0	0	0	0	23
Not applicable	IAP	13626	354	7542	353	5907	10334	1398	2765	2812	4510	2023	2044	1974	2538	58180

F. Freedom is being able to express unpopular ideas without fearing for my safety.

[VAR: EXPUNPOP]

RESPONSE	PUNCH	YEAR														
		<u>1972-82</u>	<u>1982B</u>	<u>1983-87</u>	<u>1987B</u>	<u>1988-91</u>	<u>1993-98</u>	<u>2000</u>	<u>2002</u>	<u>2004</u>	<u>2006</u>	<u>2008</u>	<u>2010</u>	<u>2012</u>	<u>2014</u>	<u>ALL</u>
One of the most important things	1	0	0	0	0	0	0	552	0	0	0	0	0	0	0	552
Extremely important	2	0	0	0	0	0	0	401	0	0	0	0	0	0	0	401
Very important	3	0	0	0	0	0	0	326	0	0	0	0	0	0	0	326
Moderately important	4	0	0	0	0	0	0	71	0	0	0	0	0	0	0	71
Somewhat important	5	0	0	0	0	0	0	15	0	0	0	0	0	0	0	15
Not too important	6	0	0	0	0	0	0	17	0	0	0	0	0	0	0	17
Don't know	8	0	0	0	0	0	0	14	0	0	0	0	0	0	0	14
No answer	9	0	0	0	0	0	0	23	0	0	0	0	0	0	0	23
Not applicable	IAP	13626	354	7542	353	5907	10334	1398	2765	2812	4510	2023	2044	1974	2538	58180

837. Many people think it is important to have complete freedom of the press and news media in the United States. Others think that the press too often invades the privacy of public figures—like Senators or members of Congress by printing stories that contain personal details about their private lives. Which of the three statements on this card comes closest to your feelings about balancing freedom of the press and the right to privacy?
 READ STATEMENTS 1-3 ONLY. CIRCLE ONLY ONE CODE.

HAND CARD FK

[VAR: FREEPRSS]

RESPONSE	PUNCH	YEAR														
		1972-82	1982B	1983-87	1987B	1988-91	1993-98	2000	2002	2004	2006	2008	2010	2012	2014	ALL
There should be complete freedom of the press, even if the press sometimes invades the privacy of public figures	1	0	0	0	0	0	0	292	0	0	0	0	0	0	0	292
The press should develop a code of ethics to keep it from invading the privacy of public figures	2	0	0	0	0	0	0	879	0	0	0	0	0	0	0	879
The government should keep the press from printing stories that invade the privacy of public figures	3	0	0	0	0	0	0	200	0	0	0	0	0	0	0	200
Don't know	8	0	0	0	0	0	0	31	0	0	0	0	0	0	0	31
No answer	9	0	0	0	0	0	0	17	0	0	0	0	0	0	0	17
Not applicable	IAP	13626	354	7542	353	5907	10334	1398	2765	2812	4510	2023	2044	1974	2538	58180

REMARKS: Hand Card FK contained response options 1-3.

838. Please tell me whether you strongly agree, agree, neither agree nor disagree, or strongly disagree with the following statement: In a free society, it is all right if a few people accumulate a lot of wealth and property while many others live in poverty.

[VAR: WLTHPOV]

RESPONSE	PUNCH	YEAR														
		1972-82	1982B	1983-87	1987B	1988-91	1993-98	2000	2002	2004	2006	2008	2010	2012	2014	ALL
Strongly agree	1	0	0	0	0	0	0	114	0	0	0	0	0	0	0	114
Agree	2	0	0	0	0	0	0	410	0	0	0	0	0	0	0	410
Neither agree nor disagree	3	0	0	0	0	0	0	264	0	0	0	0	0	0	0	264
Disagree	4	0	0	0	0	0	0	370	0	0	0	0	0	0	0	370
Strongly disagree	5	0	0	0	0	0	0	208	0	0	0	0	0	0	0	208
Don't know	8	0	0	0	0	0	0	37	0	0	0	0	0	0	0	37
No answer	9	0	0	0	0	0	0	16	0	0	0	0	0	0	0	16
Not applicable	IAP	13626	354	7542	353	5907	10334	1398	2765	2812	4510	2023	2044	1974	2538	58180

839. Some people feel they have completely free choice and control over the way their lives turn out, and other people feel that what they themselves do has no real effect on what happens to them. Please use this scale to indicate how much freedom of choice and control you feel you have over the way your life turns out.

HAND CARD FL

[VAR: CNTRLIFE]

RESPONSE	PUNCH	YEAR														
		1972-82	1982B	1983-87	1987B	1988-91	1993-98	2000	2002	2004	2006	2008	2010	2012	2014	ALL
No choice and control	1	0	0	0	0	0	0	9	0	0	0	0	0	0	0	9
	2	0	0	0	0	0	0	19	0	0	0	0	0	0	0	19
	3	0	0	0	0	0	0	35	0	0	0	0	0	0	0	35
Some choice and control	4	0	0	0	0	0	0	289	0	0	0	0	0	0	0	289
	5	0	0	0	0	0	0	201	0	0	0	0	0	0	0	201
	6	0	0	0	0	0	0	384	0	0	0	0	0	0	0	384
A great deal of choice and control	7	0	0	0	0	0	0	448	0	0	0	0	0	0	0	448
Don't know	8	0	0	0	0	0	0	19	0	0	0	0	0	0	0	19
No answer	9	0	0	0	0	0	0	15	0	0	0	0	0	0	0	15
Not applicable	IAP	13626	354	7542	353	5907	10334	1398	2765	2812	4510	2023	2044	1974	2538	58180

REMARKS: Hand Card FL contained response options 1-7.

**The 2000 Topical Module: Health Status
(Qs. MODACT-EMOTFEEL)**

840. The following questions are about activities you might do during a typical day. Does your health now limit you in these activities? If so, how much?

A. Moderate activities, such as moving a table, pushing a vacuum cleaner, bowling, or playing golf?

[VAR: MODACT]

<u>RESPONSE</u>	<u>PUNCH</u>	<u>YEAR</u>														
		<u>1972-82</u>	<u>1982B</u>	<u>1983-87</u>	<u>1987B</u>	<u>1988-91</u>	<u>1993-98</u>	<u>2000</u>	<u>2002</u>	<u>2004</u>	<u>2006</u>	<u>2008</u>	<u>2010</u>	<u>2012</u>	<u>2014</u>	<u>ALL</u>
Yes, limited a lot	1	0	0	0	0	0	0	136	0	0	0	0	0	0	0	136
Yes, limited a little	2	0	0	0	0	0	0	159	0	0	0	0	0	0	0	159
No, not limited at all	3	0	0	0	0	0	0	1103	0	0	0	0	0	0	0	1103
Don't know	8	0	0	0	0	0	0	0	0	0	0	0	0	0	0	0
No answer	9	0	0	0	0	0	0	21	0	0	0	0	0	0	0	21
Not applicable	IAP	13626	354	7542	353	5907	10334	1398	2765	2812	4510	2023	2044	1974	2538	58180

B. Climbing several flights of stairs?

[VAR: STAIRS]

<u>RESPONSE</u>	<u>PUNCH</u>	<u>YEAR</u>														
		<u>1972-82</u>	<u>1982B</u>	<u>1983-87</u>	<u>1987B</u>	<u>1988-91</u>	<u>1993-98</u>	<u>2000</u>	<u>2002</u>	<u>2004</u>	<u>2006</u>	<u>2008</u>	<u>2010</u>	<u>2012</u>	<u>2014</u>	<u>ALL</u>
Yes, limited a lot	1	0	0	0	0	0	0	168	0	0	0	0	0	0	0	168
Yes, limited a little	2	0	0	0	0	0	0	200	0	0	0	0	0	0	0	200
No, not limited at all	3	0	0	0	0	0	0	1019	0	0	0	0	0	0	0	1019
Don't know	8	0	0	0	0	0	0	0	0	0	0	0	0	0	0	0
No answer	9	0	0	0	0	0	0	32	0	0	0	0	0	0	0	32
Not applicable	IAP	13626	354	7542	353	5907	10334	1398	2765	2812	4510	2023	2044	1974	2538	58180

During the past 4 weeks, have you had any of the following problems with your work or other regular daily activities as a result of your physical health?

841. Accomplished less than you would like?

[VAR: DIDLESSP]

<u>RESPONSE</u>	<u>PUNCH</u>	<u>YEAR</u>														
		<u>1972-82</u>	<u>1982B</u>	<u>1983-87</u>	<u>1987B</u>	<u>1988-91</u>	<u>1993-98</u>	<u>2000</u>	<u>2002</u>	<u>2004</u>	<u>2006</u>	<u>2008</u>	<u>2010</u>	<u>2012</u>	<u>2014</u>	<u>ALL</u>
Yes	1	0	0	0	0	0	0	343	0	0	0	0	0	0	0	343
No	2	0	0	0	0	0	0	1067	0	0	0	0	0	0	0	1067
Don't know	8	0	0	0	0	0	0	0	0	0	0	0	0	0	0	0
No answer	9	0	0	0	0	0	0	9	0	0	0	0	0	0	0	9
Not applicable	IAP	13626	354	7542	353	5907	10334	1398	2765	2812	4510	2023	2044	1974	2538	58180

842. Were limited in the kind of work or other activities?

[VAR: LIMITEDP]

<u>RESPONSE</u>	<u>PUNCH</u>	<u>YEAR</u>														
		<u>1972-82</u>	<u>1982B</u>	<u>1983-87</u>	<u>1987B</u>	<u>1988-91</u>	<u>1993-98</u>	<u>2000</u>	<u>2002</u>	<u>2004</u>	<u>2006</u>	<u>2008</u>	<u>2010</u>	<u>2012</u>	<u>2014</u>	<u>ALL</u>
Yes	1	0	0	0	0	0	0	316	0	0	0	0	0	0	0	316
No	2	0	0	0	0	0	0	1093	0	0	0	0	0	0	0	1093
Don't know	8	0	0	0	0	0	0	0	0	0	0	0	0	0	0	0
No answer	9	0	0	0	0	0	0	10	0	0	0	0	0	0	0	10
Not applicable	IAP	13626	354	7542	353	5907	10334	1398	2765	2812	4510	2023	2044	1974	2538	58180

During the past 4 weeks, have you had any of the following problems with your work or other daily activities as a result of any emotional problems (such as feeling depressed or anxious)?

843. Accomplished less than you would like?

[VAR: DIDLESSE]

<u>RESPONSE</u>	<u>PUNCH</u>	<u>YEAR</u>														
		<u>1972-82</u>	<u>1982B</u>	<u>1983-87</u>	<u>1987B</u>	<u>1988-91</u>	<u>1993-98</u>	<u>2000</u>	<u>2002</u>	<u>2004</u>	<u>2006</u>	<u>2008</u>	<u>2010</u>	<u>2012</u>	<u>2014</u>	<u>ALL</u>
Yes	1	0	0	0	0	0	0	264	0	0	0	0	0	0	0	264
No	2	0	0	0	0	0	0	1146	0	0	0	0	0	0	0	1146
Don't know	8	0	0	0	0	0	0	0	0	0	0	0	0	0	0	0
No answer	9	0	0	0	0	0	0	9	0	0	0	0	0	0	0	9
Not applicable	IAP	13626	354	7542	353	5907	10334	1398	2765	2812	4510	2023	2044	1974	2538	58180

844. Didn't do work or other activities as carefully as usual?

[VAR: CRELESSE]

RESPONSE	PUNCH	YEAR														
		1972-82	1982B	1983-87	1987B	1988-91	1993-98	2000	2002	2004	2006	2008	2010	2012	2014	ALL
Yes	1	0	0	0	0	0	0	221	0	0	0	0	0	0	0	221
No	2	0	0	0	0	0	0	1186	0	0	0	0	0	0	0	1186
Don't know	8	0	0	0	0	0	0	0	0	0	0	0	0	0	0	0
No answer	9	0	0	0	0	0	0	12	0	0	0	0	0	0	0	12
Not applicable	IAP	13626	354	7542	353	5907	10334	1398	2765	2812	4510	2023	2044	1974	2538	58180

845. During the past 4 weeks, how much did pain interfere with your normal work (including both work outside the home and housework)?

[VAR: PAIN]

RESPONSE	PUNCH	YEAR														
		1972-82	1982B	1983-87	1987B	1988-91	1993-98	2000	2002	2004	2006	2008	2010	2012	2014	ALL
Not at all	1	0	0	0	0	0	0	848	0	0	0	0	0	0	0	848
A little bit	2	0	0	0	0	0	0	282	0	0	0	0	0	0	0	282
Moderately	3	0	0	0	0	0	0	114	0	0	0	0	0	0	0	114
Quite a bit	4	0	0	0	0	0	0	107	0	0	0	0	0	0	0	107
Extremely	5	0	0	0	0	0	0	57	0	0	0	0	0	0	0	57
No answer	9	0	0	0	0	0	0	11	0	0	0	0	0	0	0	11
Not applicable	IAP	13,626	354	7,542	353	5,907	10,334	1,398	2,765	2,812	4,510	2,023	2,044	1,974	2,538	58,180

846. During the past 4 weeks, have you felt calm and peaceful?

[VAR: PEACEFUL]

RESPONSE	PUNCH	YEAR														
		1972-82	1982B	1983-87	1987B	1988-91	1993-98	2000	2002	2004	2006	2008	2010	2012	2014	ALL
All of the time	1	0	0	0	0	0	0	144	0	0	0	0	0	0	0	144
Most of the time	2	0	0	0	0	0	0	607	0	0	0	0	0	0	0	607
A good bit of the time	3	0	0	0	0	0	0	252	0	0	0	0	0	0	0	252
Some of the time	4	0	0	0	0	0	0	280	0	0	0	0	0	0	0	280
A little bit of the time	5	0	0	0	0	0	0	93	0	0	0	0	0	0	0	93
None of the time	6	0	0	0	0	0	0	32	0	0	0	0	0	0	0	32
No answer	9	0	0	0	0	0	0	11	0	0	0	0	0	0	0	11
Not applicable	IAP	13,626	354	7,542	353	5,907	10,334	1,398	2,765	2,812	4,510	2,023	2,044	1,974	2,538	58,180

847. How much of the time during the past 4 weeks did you have a lot of energy?

[VAR: ENERGY]

<u>RESPONSE</u>	<u>PUNCH</u>	<u>YEAR</u>						<u>COL. 3602</u>								
		<u>1972-82</u>	<u>1982B</u>	<u>1983-87</u>	<u>1987B</u>	<u>1988-91</u>	<u>1993-98</u>	<u>2000</u>	<u>2002</u>	<u>2004</u>	<u>2006</u>	<u>2008</u>	<u>2010</u>	<u>2012</u>	<u>2014</u>	<u>ALL</u>
All of the time	1	0	0	0	0	0	0	146	0	0	0	0	0	0	0	146
Most of the time	2	0	0	0	0	0	0	486	0	0	0	0	0	0	0	486
A good bit of the time	3	0	0	0	0	0	0	319	0	0	0	0	0	0	0	319
Some of the time	4	0	0	0	0	0	0	259	0	0	0	0	0	0	0	259
A little bit of the time	5	0	0	0	0	0	0	134	0	0	0	0	0	0	0	134
None of the time	6	0	0	0	0	0	0	65	0	0	0	0	0	0	0	65
Don't know	8	0	0	0	0	0	0	0	0	0	0	0	0	0	0	0
No answer	9	0	0	0	0	0	0	10	0	0	0	0	0	0	0	10
Not applicable	IAP	13626	354	7542	353	5907	10334	1398	2765	2812	4510	2023	2044	1974	2538	58180

848. How much of the time during the past 4 weeks have you felt downhearted and blue?

[VAR: DOWNBLUE]

<u>RESPONSE</u>	<u>PUNCH</u>	<u>YEAR</u>						<u>COL. 3602</u>								
		<u>1972-82</u>	<u>1982B</u>	<u>1983-87</u>	<u>1987B</u>	<u>1988-91</u>	<u>1993-98</u>	<u>2000</u>	<u>2002</u>	<u>2004</u>	<u>2006</u>	<u>2008</u>	<u>2010</u>	<u>2012</u>	<u>2014</u>	<u>ALL</u>
All of the time	1	0	0	0	0	0	0	27	0	0	0	0	0	0	0	27
Most of the time	2	0	0	0	0	0	0	43	0	0	0	0	0	0	0	43
A good bit of the time	3	0	0	0	0	0	0	63	0	0	0	0	0	0	0	63
Some of the time	4	0	0	0	0	0	0	266	0	0	0	0	0	0	0	266
A little bit of the time	5	0	0	0	0	0	0	537	0	0	0	0	0	0	0	537
None of the time	6	0	0	0	0	0	0	473	0	0	0	0	0	0	0	473
Don't know	8	0	0	0	0	0	0	1	0	0	0	0	0	0	0	1
No answer	9	0	0	0	0	0	0	9	0	0	0	0	0	0	0	9
Not applicable	IAP	13626	354	7542	353	5907	10334	1398	2765	2812	4510	2023	2044	1974	2538	58180

849. During the past 4 weeks, how much of the time has your physical health or emotional problems interfered with your social activities (like visiting friends, relatives, etc.)?

[VAR: SOCACTS]

<u>RESPONSE</u>	<u>PUNCH</u>	<u>YEAR</u>														
		<u>1972-82</u>	<u>1982B</u>	<u>1983-87</u>	<u>1987B</u>	<u>1988-91</u>	<u>1993-98</u>	<u>2000</u>	<u>2002</u>	<u>2004</u>	<u>2006</u>	<u>2008</u>	<u>2010</u>	<u>2012</u>	<u>2014</u>	<u>ALL</u>
All of the time	1	0	0	0	0	0	0	40	0	0	0	0	0	0	0	40
Most of the time	2	0	0	0	0	0	0	49	0	0	0	0	0	0	0	49
A good bit of the time	3	0	0	0	0	0	0	52	0	0	0	0	0	0	0	52
Some of the time	4	0	0	0	0	0	0	134	0	0	0	0	0	0	0	134
A little bit of the time	5	0	0	0	0	0	0	196	0	0	0	0	0	0	0	196
None of the time	6	0	0	0	0	0	0	936	0	0	0	0	0	0	0	936
Don't know	8	0	0	0	0	0	0	0	0	0	0	0	0	0	0	0
No answer	9	0	0	0	0	0	0	12	0	0	0	0	0	0	0	12
Not applicable	IAP	13626	354	7542	353	5907	10334	1398	2765	2812	4510	2023	2044	1974	2538	58180

REMARKS: [INTERVIEWER: ENTER THE NUMBER IN THE BLANK AND CIRCLE THE TIME PERIOD. THUS, IF R SAYS 2 DAYS, RECORD 2 IN THE BLANK AND CIRCLE DAYS. IF THE R SAYS 1 WEEK, RECORD 1 IN THE BLANK AND CIRCLE WEEK, ETC.]

850. Next, I'm going to read you some descriptions of health problems people sometimes experience. Some people might go to a doctor, others might not.

A. The first description is:

Not being able to do moderate activities, such as moving a table, pushing a vacuum cleaner, bowling or playing golf?

How likely would you be to seek medical treatment—that is, see a doctor, a nurse or other health professional—for this situation? Would you definitely go probably go, probably not go, or definitely not go?

[VAR: TREAT1]

<u>RESPONSE</u>	<u>PUNCH</u>	<u>YEAR</u>														
		<u>1972-82</u>	<u>1982B</u>	<u>1983-87</u>	<u>1987B</u>	<u>1988-91</u>	<u>1993-98</u>	<u>2000</u>	<u>2002</u>	<u>2004</u>	<u>2006</u>	<u>2008</u>	<u>2010</u>	<u>2012</u>	<u>2014</u>	<u>ALL</u>
Definitely go	1	0	0	0	0	0	0	526	0	0	0	0	0	0	0	526
Probably go	2	0	0	0	0	0	0	371	0	0	0	0	0	0	0	371
Probably not go	3	0	0	0	0	0	0	197	0	0	0	0	0	0	0	197
Definitely not go	4	0	0	0	0	0	0	109	0	0	0	0	0	0	0	109
Don't know	8	0	0	0	0	0	0	6	0	0	0	0	0	0	0	6
No answer	9	0	0	0	0	0	0	210	0	0	0	0	0	0	0	210
Not applicable	IAP	13626	354	7542	353	5907	10334	1398	2765	2812	4510	2023	2044	1974	2538	58180

B. Not being able to climb several flights of stairs?

[VAR: TREAT2]

<u>RESPONSE</u>	<u>PUNCH</u>	<u>YEAR</u>														
		<u>1972-82</u>	<u>1982B</u>	<u>1983-87</u>	<u>1987B</u>	<u>1988-91</u>	<u>1993-98</u>	<u>2000</u>	<u>2002</u>	<u>2004</u>	<u>2006</u>	<u>2008</u>	<u>2010</u>	<u>2012</u>	<u>2014</u>	<u>ALL</u>
Definitely go	1	0	0	0	0	0	0	531	0	0	0	0	0	0	0	531
Probably go	2	0	0	0	0	0	0	366	0	0	0	0	0	0	0	366
Probably not go	3	0	0	0	0	0	0	196	0	0	0	0	0	0	0	196
Definitely not go	4	0	0	0	0	0	0	105	0	0	0	0	0	0	0	105
Don't know	8	0	0	0	0	0	0	6	0	0	0	0	0	0	0	6
No answer	9	0	0	0	0	0	0	215	0	0	0	0	0	0	0	215
Not applicable	IAP	13626	354	7542	353	5907	10334	1398	2765	2812	4510	2023	2044	1974	2538	58180

C. Accomplishing less than you would like with your work or other regular daily activities as a result of your physical health?

[VAR: TREAT3]

<u>RESPONSE</u>	<u>PUNCH</u>	<u>YEAR</u>														
		<u>1972-82</u>	<u>1982B</u>	<u>1983-87</u>	<u>1987B</u>	<u>1988-91</u>	<u>1993-98</u>	<u>2000</u>	<u>2002</u>	<u>2004</u>	<u>2006</u>	<u>2008</u>	<u>2010</u>	<u>2012</u>	<u>2014</u>	<u>ALL</u>
Definitely go	1	0	0	0	0	0	0	432	0	0	0	0	0	0	0	432
Probably go	2	0	0	0	0	0	0	416	0	0	0	0	0	0	0	416
Probably not go	3	0	0	0	0	0	0	232	0	0	0	0	0	0	0	232
Definitely not go	4	0	0	0	0	0	0	118	0	0	0	0	0	0	0	118
Don't know	8	0	0	0	0	0	0	6	0	0	0	0	0	0	0	6
No answer	9	0	0	0	0	0	0	215	0	0	0	0	0	0	0	215
Not applicable	IAP	13626	354	7542	353	5907	10334	1398	2765	2812	4510	2023	2044	1974	2538	58180

D. Being limited in the kind of work or other regular daily activities you do as a result of your physical health?

[VAR: TREAT4]

<u>RESPONSE</u>	<u>PUNCH</u>	<u>YEAR</u>														
		<u>1972-82</u>	<u>1982B</u>	<u>1983-87</u>	<u>1987B</u>	<u>1988-91</u>	<u>1993-98</u>	<u>2000</u>	<u>2002</u>	<u>2004</u>	<u>2006</u>	<u>2008</u>	<u>2010</u>	<u>2012</u>	<u>2014</u>	<u>ALL</u>
Definitely go	1	0	0	0	0	0	0	501	0	0	0	0	0	0	0	501
Probably go	2	0	0	0	0	0	0	425	0	0	0	0	0	0	0	425
Probably not go	3	0	0	0	0	0	0	187	0	0	0	0	0	0	0	187
Definitely not go	4	0	0	0	0	0	0	83	0	0	0	0	0	0	0	83
Don't know	8	0	0	0	0	0	0	6	0	0	0	0	0	0	0	6
No answer	9	0	0	0	0	0	0	217	0	0	0	0	0	0	0	217
Not applicable	IAP	13626	354	7542	353	5907	10334	1398	2765	2812	4510	2023	2044	1974	2538	58180

- E. Accomplishing less than you would like with your work or other regular daily activities as a result of any emotional problems (such as feeling depressed or anxious)?

[VAR: TREAT5]

<u>RESPONSE</u>	<u>PUNCH</u>	<u>YEAR</u>														
		<u>1972-82</u>	<u>1982B</u>	<u>1983-87</u>	<u>1987B</u>	<u>1988-91</u>	<u>1993-98</u>	<u>2000</u>	<u>2002</u>	<u>2004</u>	<u>2006</u>	<u>2008</u>	<u>2010</u>	<u>2012</u>	<u>2014</u>	<u>ALL</u>
Definitely go	1	0	0	0	0	0	0	290	0	0	0	0	0	0	0	290
Probably go	2	0	0	0	0	0	0	326	0	0	0	0	0	0	0	326
Probably not go	3	0	0	0	0	0	0	317	0	0	0	0	0	0	0	317
Definitely not go	4	0	0	0	0	0	0	238	0	0	0	0	0	0	0	238
Don't know	8	0	0	0	0	0	0	9	0	0	0	0	0	0	0	9
No answer	9	0	0	0	0	0	0	239	0	0	0	0	0	0	0	239
Not applicable	IAP	13626	354	7542	353	5907	10334	1398	2765	2812	4510	2023	2044	1974	2538	58180

- F. Not working or doing other activities as carefully as usual as a result of any emotional problems such as feeling depressed or anxious?

[VAR: TREAT6]

<u>RESPONSE</u>	<u>PUNCH</u>	<u>YEAR</u>														
		<u>1972-82</u>	<u>1982B</u>	<u>1983-87</u>	<u>1987B</u>	<u>1988-91</u>	<u>1993-98</u>	<u>2000</u>	<u>2002</u>	<u>2004</u>	<u>2006</u>	<u>2008</u>	<u>2010</u>	<u>2012</u>	<u>2014</u>	<u>ALL</u>
Definitely go	1	0	0	0	0	0	0	271	0	0	0	0	0	0	0	271
Probably go	2	0	0	0	0	0	0	311	0	0	0	0	0	0	0	311
Probably not go	3	0	0	0	0	0	0	334	0	0	0	0	0	0	0	334
Definitely not go	4	0	0	0	0	0	0	240	0	0	0	0	0	0	0	240
Don't know	8	0	0	0	0	0	0	9	0	0	0	0	0	0	0	9
No answer	9	0	0	0	0	0	0	254	0	0	0	0	0	0	0	254
Not applicable	IAP	13626	354	7542	353	5907	10334	1398	2765	2812	4510	2023	2044	1974	2538	58180

- G. Having pain interfere with your normal work, including both work outside the home and housework?

[VAR: TREAT7]

<u>RESPONSE</u>	<u>PUNCH</u>	<u>YEAR</u>														
		<u>1972-82</u>	<u>1982B</u>	<u>1983-87</u>	<u>1987B</u>	<u>1988-91</u>	<u>1993-98</u>	<u>2000</u>	<u>2002</u>	<u>2004</u>	<u>2006</u>	<u>2008</u>	<u>2010</u>	<u>2012</u>	<u>2014</u>	<u>ALL</u>
Definitely go	1	0	0	0	0	0	0	563	0	0	0	0	0	0	0	563
Probably go	2	0	0	0	0	0	0	418	0	0	0	0	0	0	0	418
Probably not go	3	0	0	0	0	0	0	143	0	0	0	0	0	0	0	143
Definitely not go	4	0	0	0	0	0	0	69	0	0	0	0	0	0	0	69
Don't know	8	0	0	0	0	0	0	7	0	0	0	0	0	0	0	7
No answer	9	0	0	0	0	0	0	219	0	0	0	0	0	0	0	219
Not applicable	IAP	13626	354	7542	353	5907	10334	1398	2765	2812	4510	2023	2044	1974	2538	58180

H. Not feeling calm and peaceful?

[VAR: TREAT8]

<u>RESPONSE</u>	<u>PUNCH</u>	<u>YEAR</u>														
		<u>1972-82</u>	<u>1982B</u>	<u>1983-87</u>	<u>1987B</u>	<u>1988-91</u>	<u>1993-98</u>	<u>2000</u>	<u>2002</u>	<u>2004</u>	<u>2006</u>	<u>2008</u>	<u>2010</u>	<u>2012</u>	<u>2014</u>	<u>ALL</u>
Definitely go	1	0	0	0	0	0	0	213	0	0	0	0	0	0	0	213
Probably go	2	0	0	0	0	0	0	223	0	0	0	0	0	0	0	223
Probably not go	3	0	0	0	0	0	0	371	0	0	0	0	0	0	0	371
Definitely not go	4	0	0	0	0	0	0	333	0	0	0	0	0	0	0	333
Don't know	8	0	0	0	0	0	0	12	0	0	0	0	0	0	0	12
No answer	9	0	0	0	0	0	0	267	0	0	0	0	0	0	0	267
Not applicable	IAP	13626	354	7542	353	5907	10334	1398	2765	2812	4510	2023	2044	1974	2538	58180

I. Not having lots of energy?

[VAR: TREAT9]

<u>RESPONSE</u>	<u>PUNCH</u>	<u>YEAR</u>														
		<u>1972-82</u>	<u>1982B</u>	<u>1983-87</u>	<u>1987B</u>	<u>1988-91</u>	<u>1993-98</u>	<u>2000</u>	<u>2002</u>	<u>2004</u>	<u>2006</u>	<u>2008</u>	<u>2010</u>	<u>2012</u>	<u>2014</u>	<u>ALL</u>
Definitely go	1	0	0	0	0	0	0	277	0	0	0	0	0	0	0	277
Probably go	2	0	0	0	0	0	0	312	0	0	0	0	0	0	0	312
Probably not go	3	0	0	0	0	0	0	346	0	0	0	0	0	0	0	346
Definitely not go	4	0	0	0	0	0	0	229	0	0	0	0	0	0	0	229
Don't know	8	0	0	0	0	0	0	11	0	0	0	0	0	0	0	11
No answer	9	0	0	0	0	0	0	244	0	0	0	0	0	0	0	244
Not applicable	IAP	13626	354	7542	353	5907	10334	1398	2765	2812	4510	2023	2044	1974	2538	58180

J. Feeling downhearted and blue?

[VAR: TREAT10]

<u>RESPONSE</u>	<u>PUNCH</u>	<u>YEAR</u>														
		<u>1972-82</u>	<u>1982B</u>	<u>1983-87</u>	<u>1987B</u>	<u>1988-91</u>	<u>1993-98</u>	<u>2000</u>	<u>2002</u>	<u>2004</u>	<u>2006</u>	<u>2008</u>	<u>2010</u>	<u>2012</u>	<u>2014</u>	<u>ALL</u>
Definitely go	1	0	0	0	0	0	0	207	0	0	0	0	0	0	0	207
Probably go	2	0	0	0	0	0	0	211	0	0	0	0	0	0	0	211
Probably not go	3	0	0	0	0	0	0	387	0	0	0	0	0	0	0	387
Definitely not go	4	0	0	0	0	0	0	348	0	0	0	0	0	0	0	348
Don't know	8	0	0	0	0	0	0	10	0	0	0	0	0	0	0	10
No answer	9	0	0	0	0	0	0	256	0	0	0	0	0	0	0	256
Not applicable	IAP	13626	354	7542	353	5907	10334	1398	2765	2812	4510	2023	2044	1974	2538	58180

K. Having physical health or emotional problems interfere with you social life, like visiting friends, relatives, etc.?

[VAR: TREAT11]

RESPONSE	PUNCH	YEAR														
		<u>1972-82</u>	<u>1982B</u>	<u>1983-87</u>	<u>1987B</u>	<u>1988-91</u>	<u>1993-98</u>	<u>2000</u>	<u>2002</u>	<u>2004</u>	<u>2006</u>	<u>2008</u>	<u>2010</u>	<u>2012</u>	<u>2014</u>	<u>ALL</u>
Definitely go	1	0	0	0	0	0	0	284	0	0	0	0	0	0	0	284
Probably go	2	0	0	0	0	0	0	364	0	0	0	0	0	0	0	364
Probably not go	3	0	0	0	0	0	0	279	0	0	0	0	0	0	0	279
Definitely not go	4	0	0	0	0	0	0	229	0	0	0	0	0	0	0	229
Don't know	8	0	0	0	0	0	0	12	0	0	0	0	0	0	0	12
No answer	9	0	0	0	0	0	0	251	0	0	0	0	0	0	0	251
Not applicable	IAP	13626	354	7542	353	5907	10334	1398	2765	2812	4510	2023	2044	1974	2538	58180

851. Given your life right now, how many days, weeks or months would you wait for this situation to get better on its own before seeking medical treatment?

A. Not being able to do moderate activities, such as moving a table, pushing a vacuum cleaner, bowling or playing golf?

[VAR: WAIT1]

RESPONSE	PUNCH	YEAR														
		<u>1972-82</u>	<u>1982B</u>	<u>1983-87</u>	<u>1987B</u>	<u>1988-91</u>	<u>1993-98</u>	<u>2000</u>	<u>2002</u>	<u>2004</u>	<u>2006</u>	<u>2008</u>	<u>2010</u>	<u>2012</u>	<u>2014</u>	<u>ALL</u>
Zero Days	0	0	0	0	0	0	0	16	0	0	0	0	0	0	0	16
1	1	0	0	0	0	0	0	370	0	0	0	0	0	0	0	370
2	2	0	0	0	0	0	0	251	0	0	0	0	0	0	0	251
3	3	0	0	0	0	0	0	73	0	0	0	0	0	0	0	73
4	4	0	0	0	0	0	0	23	0	0	0	0	0	0	0	23
5	5	0	0	0	0	0	0	19	0	0	0	0	0	0	0	19
6	6	0	0	0	0	0	0	11	0	0	0	0	0	0	0	11
7	7	0	0	0	0	0	0	10	0	0	0	0	0	0	0	10
8	8	0	0	0	0	0	0	0	0	0	0	0	0	0	0	0
9	9	0	0	0	0	0	0	0	0	0	0	0	0	0	0	0
10	10	0	0	0	0	0	0	0	0	0	0	0	0	0	0	0
11+	11+	0	0	0	0	0	0	0	0	0	0	0	0	0	0	0
Don't Know	998	0	0	0	0	0	0	0	0	0	0	0	0	0	0	0
No Answer	999	0	0	0	0	0	0	0	0	0	0	0	0	0	0	0
Not applicable (Punch 3 or 4 on TREAT1)	IAP	13626	354	7542	353	5907	10334	2044	2765	2812	4510	2023	2044	1974	2538	58826

B. Not being able to climb several flights of stairs?

[VAR: WAIT2]

RESPONSE	PUNCH	YEAR														
		<u>1972-82</u>	<u>1982B</u>	<u>1983-87</u>	<u>1987B</u>	<u>1988-91</u>	<u>1993-98</u>	<u>2000</u>	<u>2002</u>	<u>2004</u>	<u>2006</u>	<u>2008</u>	<u>2010</u>	<u>2012</u>	<u>2014</u>	<u>ALL</u>
Zero Days	0	0	0	0	0	0	0	29	0	0	0	0	0	0	0	29
1	1	0	0	0	0	0	0	403	0	0	0	0	0	0	0	403
2	2	0	0	0	0	0	0	227	0	0	0	0	0	0	0	227
3	3	0	0	0	0	0	0	63	0	0	0	0	0	0	0	63
4	4	0	0	0	0	0	0	14	0	0	0	0	0	0	0	14
5	5	0	0	0	0	0	0	13	0	0	0	0	0	0	0	13
6	6	0	0	0	0	0	0	5	0	0	0	0	0	0	0	5
7	7	0	0	0	0	0	0	6	0	0	0	0	0	0	0	6
8	8	0	0	0	0	0	0	0	0	0	0	0	0	0	0	0
9	9	0	0	0	0	0	0	0	0	0	0	0	0	0	0	0
10	10	0	0	0	0	0	0	0	0	0	0	0	0	0	0	0
11+	11+	0	0	0	0	0	0	0	0	0	0	0	0	0	0	0
Don't know	998	0	0	0	0	0	0	0	0	0	0	0	0	0	0	0
No answer	999	0	0	0	0	0	0	0	0	0	0	0	0	0	0	0
Not applicable (Punch 3 or 4 on TREAT2)	IAP	13626	354	7542	353	5907	10334	2057	2765	2812	4510	2023	2044	1974	2538	58839

C. Accomplishing less than you would like with your work or other regular daily activities as a result of your physical health?

[VAR: WAIT3]

<u>RESPONSE</u>	<u>PUNCH</u>	<u>YEAR</u>														<u>ALL</u>
		<u>1972-82</u>	<u>1982B</u>	<u>1983-87</u>	<u>1987B</u>	<u>1988-91</u>	<u>1993-98</u>	<u>2000</u>	<u>2002</u>	<u>2004</u>	<u>2006</u>	<u>2008</u>	<u>2010</u>	<u>2012</u>	<u>2014</u>	
Zero Days	0	0	0	0	0	0	0	13	0	0	0	0	0	0	0	13
1	1	0	0	0	0	0	0	366	0	0	0	0	0	0	0	366
2	2	0	0	0	0	0	0	244	0	0	0	0	0	0	0	244
3	3	0	0	0	0	0	0	51	0	0	0	0	0	0	0	51
4	4	0	0	0	0	0	0	13	0	0	0	0	0	0	0	13
5	5	0	0	0	0	0	0	11	0	0	0	0	0	0	0	11
6	6	0	0	0	0	0	0	5	0	0	0	0	0	0	0	5
7	7	0	0	0	0	0	0	8	0	0	0	0	0	0	0	8
9	9	0	0	0	0	0	0	1	0	0	0	0	0	0	0	1
10	10	0	0	0	0	0	0	4	0	0	0	0	0	0	0	4
14	14	0	0	0	0	0	0	1	0	0	0	0	0	0	0	1
15	15	0	0	0	0	0	0	1	0	0	0	0	0	0	0	1
18	18	0	0	0	0	0	0	1	0	0	0	0	0	0	0	1
30	30	0	0	0	0	0	0	1	0	0	0	0	0	0	0	1
Some Days	991	0	0	0	0	0	0	40	0	0	0	0	0	0	0	40
Some Weeks	992	0	0	0	0	0	0	54	0	0	0	0	0	0	0	54
Some Months	993	0	0	0	0	0	0	16	0	0	0	0	0	0	0	16
Don't know	998	0	0	0	0	0	0	4	0	0	0	0	0	0	0	4
No answer	999	0	0	0	0	0	0	226	0	0	0	0	0	0	0	226
Not applicable (Punch 3 or 4 on TREAT3)	IAP	13626	354	7542	353	5907	10334	1757	2765	2812	4510	2023	2044	1974	2538	58539

D. Being limited in the kind of work or other regular daily activities you do as a result of your physical health?

[VAR: WAIT4]

RESPONSE	PUNCH	YEAR														
		<u>1972-82</u>	<u>1982B</u>	<u>1983-87</u>	<u>1987B</u>	<u>1988-91</u>	<u>1993-98</u>	<u>2000</u>	<u>2002</u>	<u>2004</u>	<u>2006</u>	<u>2008</u>	<u>2010</u>	<u>2012</u>	<u>2014</u>	<u>ALL</u>
Zero Days	0	0	0	0	0	0	0	18	0	0	0	0	0	0	0	18
1	1	0	0	0	0	0	0	396	0	0	0	0	0	0	0	396
2	2	0	0	0	0	0	0	260	0	0	0	0	0	0	0	260
3	3	0	0	0	0	0	0	64	0	0	0	0	0	0	0	64
4	4	0	0	0	0	0	0	14	0	0	0	0	0	0	0	14
5	5	0	0	0	0	0	0	12	0	0	0	0	0	0	0	12
6	6	0	0	0	0	0	0	5	0	0	0	0	0	0	0	5
7	7	0	0	0	0	0	0	6	0	0	0	0	0	0	0	6
12	12	0	0	0	0	0	0	3	0	0	0	0	0	0	0	3
14	14	0	0	0	0	0	0	1	0	0	0	0	0	0	0	1
18	18	0	0	0	0	0	0	1	0	0	0	0	0	0	0	1
30	30	0	0	0	0	0	0	1	0	0	0	0	0	0	0	1
Some Days	991	0	0	0	0	0	0	44	0	0	0	0	0	0	0	44
Some Weeks	992	0	0	0	0	0	0	65	0	0	0	0	0	0	0	65
Some Months	993	0	0	0	0	0	0	15	0	0	0	0	0	0	0	15
Don't know	998	0	0	0	0	0	0	4	0	0	0	0	0	0	0	4
No answer	999	0	0	0	0	0	0	233	0	0	0	0	0	0	0	233
Not applicable (Punch 3 or 4 on TREAT4)	IAP	13626	354	7542	353	5907	10334	1675	2765	2812	4510	2023	2044	1974	2538	58457

- E. Accomplishing less than you would like with your work or other regular daily activities as a result of any emotional problems (such as feeling depressed or anxious)?

[VAR: WAIT5]

<u>RESPONSE</u>	<u>PUNCH</u>	<u>YEAR</u>														
		<u>1972-82</u>	<u>1982B</u>	<u>1983-87</u>	<u>1987B</u>	<u>1988-91</u>	<u>1993-98</u>	<u>2000</u>	<u>2002</u>	<u>2004</u>	<u>2006</u>	<u>2008</u>	<u>2010</u>	<u>2012</u>	<u>2014</u>	<u>ALL</u>
Zero Days	0	0	0	0	0	0	0	12	0	0	0	0	0	0	0	12
1	1	0	0	0	0	0	0	264	0	0	0	0	0	0	0	264
2	2	0	0	0	0	0	0	157	0	0	0	0	0	0	0	157
3	3	0	0	0	0	0	0	35	0	0	0	0	0	0	0	35
4	4	0	0	0	0	0	0	14	0	0	0	0	0	0	0	14
5	5	0	0	0	0	0	0	4	0	0	0	0	0	0	0	4
6	6	0	0	0	0	0	0	7	0	0	0	0	0	0	0	7
7	7	0	0	0	0	0	0	6	0	0	0	0	0	0	0	6
8	8	0	0	0	0	0	0	1	0	0	0	0	0	0	0	1
10	10	0	0	0	0	0	0	1	0	0	0	0	0	0	0	1
12	12	0	0	0	0	0	0	2	0	0	0	0	0	0	0	2
14	14	0	0	0	0	0	0	1	0	0	0	0	0	0	0	1
Some Days	991	0	0	0	0	0	0	30	0	0	0	0	0	0	0	30
Some Weeks	992	0	0	0	0	0	0	43	0	0	0	0	0	0	0	43
Some Months	993	0	0	0	0	0	0	21	0	0	0	0	0	0	0	21
Don't know	998	0	0	0	0	0	0	3	0	0	0	0	0	0	0	3
No answer	999	0	0	0	0	0	0	250	0	0	0	0	0	0	0	250
Not applicable (Punch 3 or 4 on TREAT5)	IAP	13626	354	7542	353	5907	10334	1966	2765	2812	4510	2023	2044	1974	2538	58748

F. Not working or doing other activities as carefully as usual as a result of any emotional problems such as feeling depressed or anxious?

[VAR: WAIT6]

<u>RESPONSE</u>	<u>PUNCH</u>	<u>YEAR</u>														
		<u>1972-82</u>	<u>1982B</u>	<u>1983-87</u>	<u>1987B</u>	<u>1988-91</u>	<u>1993-98</u>	<u>2000</u>	<u>2002</u>	<u>2004</u>	<u>2006</u>	<u>2008</u>	<u>2010</u>	<u>2012</u>	<u>2014</u>	<u>ALL</u>
Zero Days	0	0	0	0	0	0	0	9	0	0	0	0	0	0	0	9
1	1	0	0	0	0	0	0	253	0	0	0	0	0	0	0	253
2	2	0	0	0	0	0	0	153	0	0	0	0	0	0	0	153
3	3	0	0	0	0	0	0	34	0	0	0	0	0	0	0	34
4	4	0	0	0	0	0	0	11	0	0	0	0	0	0	0	11
5	5	0	0	0	0	0	0	4	0	0	0	0	0	0	0	4
6	6	0	0	0	0	0	0	3	0	0	0	0	0	0	0	3
7	7	0	0	0	0	0	0	6	0	0	0	0	0	0	0	6
9	9	0	0	0	0	0	0	1	0	0	0	0	0	0	0	1
10	10	0	0	0	0	0	0	1	0	0	0	0	0	0	0	1
12	12	0	0	0	0	0	0	1	0	0	0	0	0	0	0	1
14	14	0	0	0	0	0	0	1	0	0	0	0	0	0	0	1
Some days	991	0	0	0	0	0	0	28	0	0	0	0	0	0	0	28
Some Weeks	992	0	0	0	0	0	0	37	0	0	0	0	0	0	0	37
Some Months	993	0	0	0	0	0	0	23	0	0	0	0	0	0	0	23
Don't know	998	0	0	0	0	0	0	1	0	0	0	0	0	0	0	1
No answer	999	0	0	0	0	0	0	266	0	0	0	0	0	0	0	266
Not applicable (Punch 3 or 4 on TREAT6)	IAP	13626	354	7542	353	5907	10334	1985	2765	2812	4510	2023	2044	1974	2538	58767

G. Having pain interfere with your normal work, including both work outside the home and housework?

[VAR: WAIT7]

RESPONSE	PUNCH	YEAR														
		<u>1972-82</u>	<u>1982B</u>	<u>1983-87</u>	<u>1987B</u>	<u>1988-91</u>	<u>1993-98</u>	<u>2000</u>	<u>2002</u>	<u>2004</u>	<u>2006</u>	<u>2008</u>	<u>2010</u>	<u>2012</u>	<u>2014</u>	<u>ALL</u>
Zero Days	0	0	0	0	0	0	0	27	0	0	0	0	0	0	0	27
1	1	0	0	0	0	0	0	436	0	0	0	0	0	0	0	436
2	2	0	0	0	0	0	0	263	0	0	0	0	0	0	0	263
3	3	0	0	0	0	0	0	72	0	0	0	0	0	0	0	72
4	4	0	0	0	0	0	0	19	0	0	0	0	0	0	0	19
5	5	0	0	0	0	0	0	10	0	0	0	0	0	0	0	10
6	6	0	0	0	0	0	0	9	0	0	0	0	0	0	0	9
7	7	0	0	0	0	0	0	7	0	0	0	0	0	0	0	7
10	10	0	0	0	0	0	0	2	0	0	0	0	0	0	0	2
11	11	0	0	0	0	0	0	1	0	0	0	0	0	0	0	1
15	15	0	0	0	0	0	0	1	0	0	0	0	0	0	0	1
21	21	0	0	0	0	0	0	1	0	0	0	0	0	0	0	1
24	24	0	0	0	0	0	0	1	0	0	0	0	0	0	0	1
Some Days	991	0	0	0	0	0	0	44	0	0	0	0	0	0	0	44
Some Weeks	992	0	0	0	0	0	0	57	0	0	0	0	0	0	0	57
Some Months	993	0	0	0	0	0	0	13	0	0	0	0	0	0	0	13
Don't know	998	0	0	0	0	0	0	4	0	0	0	0	0	0	0	4
No answer	999	0	0	0	0	0	0	233	0	0	0	0	0	0	0	233
Not applicable (Punch 3 or 4 on TREAT7)	IAP	13626	354	7542	353	5907	10334	1617	2765	2812	4510	2023	2044	1974	2538	58399

H. Not feeling calm and peaceful?

[VAR: WAIT8]

RESPONSE	PUNCH	YEAR														
		<u>1972-82</u>	<u>1982B</u>	<u>1983-87</u>	<u>1987B</u>	<u>1988-91</u>	<u>1993-98</u>	<u>2000</u>	<u>2002</u>	<u>2004</u>	<u>2006</u>	<u>2008</u>	<u>2010</u>	<u>2012</u>	<u>2014</u>	<u>ALL</u>
Zero Days	0	0	0	0	0	0	0	9	0	0	0	0	0	0	0	9
1	1	0	0	0	0	0	0	159	0	0	0	0	0	0	0	159
2	2	0	0	0	0	0	0	121	0	0	0	0	0	0	0	121
3	3	0	0	0	0	0	0	15	0	0	0	0	0	0	0	15
4	4	0	0	0	0	0	0	13	0	0	0	0	0	0	0	13
5	5	0	0	0	0	0	0	3	0	0	0	0	0	0	0	3
6	6	0	0	0	0	0	0	6	0	0	0	0	0	0	0	6
7	7	0	0	0	0	0	0	4	0	0	0	0	0	0	0	4
10	10	0	0	0	0	0	0	2	0	0	0	0	0	0	0	2
12	12	0	0	0	0	0	0	3	0	0	0	0	0	0	0	3
21	21	0	0	0	0	0	0	1	0	0	0	0	0	0	0	1
144	144	0	0	0	0	0	0	1	0	0	0	0	0	0	0	1
Some Days	991	0	0	0	0	0	0	21	0	0	0	0	0	0	0	21
Some Weeks	992	0	0	0	0	0	0	40	0	0	0	0	0	0	0	40
Some Months	993	0	0	0	0	0	0	23	0	0	0	0	0	0	0	23
Don't know	998	0	0	0	0	0	0	0	0	0	0	0	0	0	0	0
No answer	999	0	0	0	0	0	0	280	0	0	0	0	0	0	0	280
Not applicable (Punch 3 or 4 on TREAT8)	IAP	13626	354	7542	353	5907	10334	2116	2765	2812	4510	2023	2044	1974	2538	58898

I. Not having lots of energy?

[VAR: WAIT9]

RESPONSE	PUNCH	YEAR														
		<u>1972-82</u>	<u>1982B</u>	<u>1983-87</u>	<u>1987B</u>	<u>1988-91</u>	<u>1993-98</u>	<u>2000</u>	<u>2002</u>	<u>2004</u>	<u>2006</u>	<u>2008</u>	<u>2010</u>	<u>2012</u>	<u>2014</u>	<u>ALL</u>
Zero Days	0	0	0	0	0	0	0	15	0	0	0	0	0	0	0	15
1	1	0	0	0	0	0	0	231	0	0	0	0	0	0	0	231
2	2	0	0	0	0	0	0	157	0	0	0	0	0	0	0	157
3	3	0	0	0	0	0	0	35	0	0	0	0	0	0	0	35
4	4	0	0	0	0	0	0	15	0	0	0	0	0	0	0	15
5	5	0	0	0	0	0	0	5	0	0	0	0	0	0	0	5
6	6	0	0	0	0	0	0	8	0	0	0	0	0	0	0	8
7	7	0	0	0	0	0	0	4	0	0	0	0	0	0	0	4
10	10	0	0	0	0	0	0	2	0	0	0	0	0	0	0	2
12	12	0	0	0	0	0	0	1	0	0	0	0	0	0	0	1
14	14	0	0	0	0	0	0	1	0	0	0	0	0	0	0	1
24	24	0	0	0	0	0	0	1	0	0	0	0	0	0	0	1
30	30	0	0	0	0	0	0	2	0	0	0	0	0	0	0	2
Some Days	991	0	0	0	0	0	0	22	0	0	0	0	0	0	0	22
Some Weeks	992	0	0	0	0	0	0	44	0	0	0	0	0	0	0	44
Some Months	993	0	0	0	0	0	0	26	0	0	0	0	0	0	0	26
Don't know	998	0	0	0	0	0	0	0	0	0	0	0	0	0	0	0
No answer	999	0	0	0	0	0	0	261	0	0	0	0	0	0	0	261
Not applicable (Punch 3 or 4 on TREAT9)	IAP	13626	354	7542	353	5907	10334	1987	2765	2812	4510	2023	2044	1974	2538	58769

J. Feeling downhearted and blue?

[VAR: WAIT10]

RESPONSE	PUNCH	YEAR														
		<u>1972-82</u>	<u>1982B</u>	<u>1983-87</u>	<u>1987B</u>	<u>1988-91</u>	<u>1993-98</u>	<u>2000</u>	<u>2002</u>	<u>2004</u>	<u>2006</u>	<u>2008</u>	<u>2010</u>	<u>2012</u>	<u>2014</u>	<u>ALL</u>
Zero Days	0	0	0	0	0	0	0	8	0	0	0	0	0	0	0	8
1	1	0	0	0	0	0	0	149	0	0	0	0	0	0	0	149
2	2	0	0	0	0	0	0	114	0	0	0	0	0	0	0	114
3	3	0	0	0	0	0	0	25	0	0	0	0	0	0	0	25
4	4	0	0	0	0	0	0	8	0	0	0	0	0	0	0	8
5	5	0	0	0	0	0	0	4	0	0	0	0	0	0	0	4
6	6	0	0	0	0	0	0	6	0	0	0	0	0	0	0	6
7	7	0	0	0	0	0	0	4	0	0	0	0	0	0	0	4
10	10	0	0	0	0	0	0	1	0	0	0	0	0	0	0	1
12	12	0	0	0	0	0	0	3	0	0	0	0	0	0	0	3
Some Days	991	0	0	0	0	0	0	18	0	0	0	0	0	0	0	18
Some Weeks	992	0	0	0	0	0	0	33	0	0	0	0	0	0	0	33
Some Months	993	0	0	0	0	0	0	25	0	0	0	0	0	0	0	25
Don't know	998	0	0	0	0	0	0	0	0	0	0	0	0	0	0	0
No answer	999	0	0	0	0	0	0	273	0	0	0	0	0	0	0	273
Not applicable (Punch 3 or 4 on TREAT10)	IAP	13626	354	7542	353	5907	10334	2146	2765	2812	4510	2023	2044	1974	2538	58928

K. Having physical health or emotional problems interfere with you social life, like visiting friends, relatives, etc.?

[VAR: WAIT11]

RESPONSE	PUNCH	YEAR														
		<u>1972-82</u>	<u>1982B</u>	<u>1983-87</u>	<u>1987B</u>	<u>1988-91</u>	<u>1993-98</u>	<u>2000</u>	<u>2002</u>	<u>2004</u>	<u>2006</u>	<u>2008</u>	<u>2010</u>	<u>2012</u>	<u>2014</u>	<u>ALL</u>
Zero Days	0	0	0	0	0	0	0	9	0	0	0	0	0	0	0	9
1	1	0	0	0	0	0	0	265	0	0	0	0	0	0	0	265
2	2	0	0	0	0	0	0	179	0	0	0	0	0	0	0	179
3	3	0	0	0	0	0	0	33	0	0	0	0	0	0	0	33
4	4	0	0	0	0	0	0	16	0	0	0	0	0	0	0	16
5	5	0	0	0	0	0	0	7	0	0	0	0	0	0	0	7
6	6	0	0	0	0	0	0	9	0	0	0	0	0	0	0	9
7	7	0	0	0	0	0	0	6	0	0	0	0	0	0	0	6
11	11	0	0	0	0	0	0	1	0	0	0	0	0	0	0	1
12	12	0	0	0	0	0	0	3	0	0	0	0	0	0	0	3
14	14	0	0	0	0	0	0	1	0	0	0	0	0	0	0	1
30	30	0	0	0	0	0	0	1	0	0	0	0	0	0	0	1
Some Days	991	0	0	0	0	0	0	23	0	0	0	0	0	0	0	23
Some Weeks	992	0	0	0	0	0	0	48	0	0	0	0	0	0	0	48
Some Months	993	0	0	0	0	0	0	25	0	0	0	0	0	0	0	25
Don't know	998	0	0	0	0	0	0	3	0	0	0	0	0	0	0	3
No answer	999	0	0	0	0	0	0	266	0	0	0	0	0	0	0	266
Not applicable (Punch 3 or 4 on TREAT11)	IAP	13626	354	7542	353	5907	10334	1922	2765	2812	4510	2023	2044	1974	2538	58704

852. As you know, when people go to doctors, they may hold different expectations of what should result from their treatment. I'm going to describe a health problem. Please tell me how much you, yourself, would expect to get each of the following:

- A. Say you went to treatment because you feel downhearted and blue and this interferes with your social activities (like visiting friends, relatives, etc.)

Would you definitely expect, probably expect, probably not expect, or definitely not expect your overall quality of life to improve?

[VAR: DOWNQOL]

<u>RESPONSE</u>	<u>PUNCH</u>	<u>YEAR</u>														
		<u>1972-82</u>	<u>1982B</u>	<u>1983-87</u>	<u>1987B</u>	<u>1988-91</u>	<u>1993-98</u>	<u>2000</u>	<u>2002</u>	<u>2004</u>	<u>2006</u>	<u>2008</u>	<u>2010</u>	<u>2012</u>	<u>2014</u>	<u>ALL</u>
Definitely expect	1	0	0	0	0	0	0	120	0	0	0	0	0	0	0	120
Probably expect	2	0	0	0	0	0	0	194	0	0	0	0	0	0	0	194
Probably not expect	3	0	0	0	0	0	0	75	0	0	0	0	0	0	0	75
Definitely not expect	4	0	0	0	0	0	0	22	0	0	0	0	0	0	0	22
Don't know	8	0	0	0	0	0	0	20	0	0	0	0	0	0	0	20
No answer	9	0	0	0	0	0	0	24	0	0	0	0	0	0	0	24
Not applicable	IAP	13626	354	7542	353	5907	10334	2362	2765	2812	4510	2023	2044	1974	2538	59144

- B. Would you definitely expect, probably expect, probably not expect, or definitely not expect your relationships within your family to improve?

[VAR: DOWNFAM]

<u>RESPONSE</u>	<u>PUNCH</u>	<u>YEAR</u>														
		<u>1972-82</u>	<u>1982B</u>	<u>1983-87</u>	<u>1987B</u>	<u>1988-91</u>	<u>1993-98</u>	<u>2000</u>	<u>2002</u>	<u>2004</u>	<u>2006</u>	<u>2008</u>	<u>2010</u>	<u>2012</u>	<u>2014</u>	<u>ALL</u>
Definitely expect	1	0	0	0	0	0	0	121	0	0	0	0	0	0	0	121
Probably expect	2	0	0	0	0	0	0	195	0	0	0	0	0	0	0	195
Probably not expect	3	0	0	0	0	0	0	59	0	0	0	0	0	0	0	59
Definitely not expect	4	0	0	0	0	0	0	28	0	0	0	0	0	0	0	28
Don't know	8	0	0	0	0	0	0	28	0	0	0	0	0	0	0	28
No answer	9	0	0	0	0	0	0	24	0	0	0	0	0	0	0	24
Not applicable	IAP	13626	354	7542	353	5907	10334	2362	2765	2812	4510	2023	2044	1974	2538	59144

C. Would you definitely expect, probably not expect, or definitely not expect to be cured?

[VAR: DOWNCURE]

RESPONSE	PUNCH	YEAR														
		<u>1972-82</u>	<u>1982B</u>	<u>1983-87</u>	<u>1987B</u>	<u>1988-91</u>	<u>1993-98</u>	<u>2000</u>	<u>2002</u>	<u>2004</u>	<u>2006</u>	<u>2008</u>	<u>2010</u>	<u>2012</u>	<u>2014</u>	<u>ALL</u>
Definitely expect	1	0	0	0	0	0	0	112	0	0	0	0	0	0	0	112
Probably expect	2	0	0	0	0	0	0	157	0	0	0	0	0	0	0	157
Probably not expect	3	0	0	0	0	0	0	103	0	0	0	0	0	0	0	103
Definitely not expect	4	0	0	0	0	0	0	34	0	0	0	0	0	0	0	34
Don't know	8	0	0	0	0	0	0	27	0	0	0	0	0	0	0	27
No answer	9	0	0	0	0	0	0	22	0	0	0	0	0	0	0	22
Not applicable	IAP	13626	354	7542	353	5907	10334	2362	2765	2812	4510	2023	2044	1974	2538	59144

D. Would you definitely expect, probably expect, probably not expect, or definitely not expect to need to rely less on others?

[VAR: DOWNRELY]

RESPONSE	PUNCH	YEAR														
		<u>1972-82</u>	<u>1982B</u>	<u>1983-87</u>	<u>1987B</u>	<u>1988-91</u>	<u>1993-98</u>	<u>2000</u>	<u>2002</u>	<u>2004</u>	<u>2006</u>	<u>2008</u>	<u>2010</u>	<u>2012</u>	<u>2014</u>	<u>ALL</u>
Definitely expect	1	0	0	0	0	0	0	93	0	0	0	0	0	0	0	93
Probably expect	2	0	0	0	0	0	0	170	0	0	0	0	0	0	0	170
Probably not expect	3	0	0	0	0	0	0	79	0	0	0	0	0	0	0	79
Definitely not expect	4	0	0	0	0	0	0	45	0	0	0	0	0	0	0	45
Don't know	8	0	0	0	0	0	0	40	0	0	0	0	0	0	0	40
No answer	9	0	0	0	0	0	0	28	0	0	0	0	0	0	0	28
Not applicable	IAP	13626	354	7542	353	5907	10334	2362	2765	2812	4510	2023	2044	1974	2538	59144

E. Would you definitely expect, probably expect, probably not expect, or definitely not expect to feel better about yourself as a person?

[VAR: DOWNFEEL]

RESPONSE	PUNCH	YEAR														
		<u>1972-82</u>	<u>1982B</u>	<u>1983-87</u>	<u>1987B</u>	<u>1988-91</u>	<u>1993-98</u>	<u>2000</u>	<u>2002</u>	<u>2004</u>	<u>2006</u>	<u>2008</u>	<u>2010</u>	<u>2012</u>	<u>2014</u>	<u>ALL</u>
Definitely expect	1	0	0	0	0	0	0	151	0	0	0	0	0	0	0	151
Probably expect	2	0	0	0	0	0	0	190	0	0	0	0	0	0	0	190
Probably not expect	3	0	0	0	0	0	0	43	0	0	0	0	0	0	0	43
Definitely not expect	4	0	0	0	0	0	0	20	0	0	0	0	0	0	0	20
Don't know	8	0	0	0	0	0	0	26	0	0	0	0	0	0	0	26
No answer	9	0	0	0	0	0	0	25	0	0	0	0	0	0	0	25
Not applicable	IAP	13626	354	7542	353	5907	10334	2362	2765	2812	4510	2023	2044	1974	2538	59144

As you know when people go to doctors they may hold different expectations of what should result from their treatment. I'm going to describe a health problem. Please tell me how much you, yourself, would expect to get each of the following...

853. If you went for treatment because you have PAIN that interferes with your work or other daily activities so that you accomplish less than you would like...

A. Would definitely expect, probably expect, probably not expect, or definitely not expect to improve your overall quality of life?

[VAR: PAINQOL]

RESPONSE	PUNCH	YEAR														
		1972-82	1982B	1983-87	1987B	1988-91	1993-98	2000	2002	2004	2006	2008	2010	2012	2014	ALL
Definitely expect	1	0	0	0	0	0	0	200	0	0	0	0	0	0	0	200
Probably expect	2	0	0	0	0	0	0	212	0	0	0	0	0	0	0	212
Probably not expect	3	0	0	0	0	0	0	32	0	0	0	0	0	0	0	32
Definitely not expect	4	0	0	0	0	0	0	11	0	0	0	0	0	0	0	11
Don't know	8	0	0	0	0	0	0	8	0	0	0	0	0	0	0	8
No answer	9	0	0	0	0	0	0	15	0	0	0	0	0	0	0	15
Not applicable	IAP	13626	354	7542	353	5907	10334	2339	2765	2812	4510	2023	2044	1974	2538	59121

B. Would you definitely expect, probably expect, probably not expect, or definitely not expect your relationships within your family to improve?

[VAR: PAINFAM]

RESPONSE	PUNCH	YEAR														
		1972-82	1982B	1983-87	1987B	1988-91	1993-98	2000	2002	2004	2006	2008	2010	2012	2014	ALL
Definitely expect	1	0	0	0	0	0	0	135	0	0	0	0	0	0	0	135
Probably expect	2	0	0	0	0	0	0	183	0	0	0	0	0	0	0	183
Probably not expect	3	0	0	0	0	0	0	65	0	0	0	0	0	0	0	65
Definitely not expect	4	0	0	0	0	0	0	29	0	0	0	0	0	0	0	29
Don't know	8	0	0	0	0	0	0	29	0	0	0	0	0	0	0	29
No answer	9	0	0	0	0	0	0	37	0	0	0	0	0	0	0	37
Not applicable	IAP	13626	354	7542	353	5907	10334	2339	2765	2812	4510	2023	2044	1974	2538	59121

C. Would you definitely expect, probably expect, probably not expect, or definitely not expect to be cured?

[VAR: PAINCURE]

RESPONSE	PUNCH	YEAR														
		1972-82	1982B	1983-87	1987B	1988-91	1993-98	2000	2002	2004	2006	2008	2010	2012	2014	ALL
Definitely expect	1	0	0	0	0	0	0	122	0	0	0	0	0	0	0	122
Probably expect	2	0	0	0	0	0	0	246	0	0	0	0	0	0	0	246
Probably not expect	3	0	0	0	0	0	0	58	0	0	0	0	0	0	0	58
Definitely not expect	4	0	0	0	0	0	0	16	0	0	0	0	0	0	0	16
Don't know	8	0	0	0	0	0	0	19	0	0	0	0	0	0	0	19
No answer	9	0	0	0	0	0	0	17	0	0	0	0	0	0	0	17
Not applicable	IAP	13626	354	7542	353	5907	10334	2339	2765	2812	4510	2023	2044	1974	2538	59121

D. Would you definitely expect, probably expect, probably not expect, or definitely not expect to need to rely less on others?

[VAR: PAINRELY]

RESPONSE	PUNCH	YEAR														
		1972-82	1982B	1983-87	1987B	1988-91	1993-98	2000	2002	2004	2006	2008	2010	2012	2014	ALL
Definitely expect	1	0	0	0	0	0	0	129	0	0	0	0	0	0	0	129
Probably expect	2	0	0	0	0	0	0	182	0	0	0	0	0	0	0	182
Probably not expect	3	0	0	0	0	0	0	81	0	0	0	0	0	0	0	81
Definitely not expect	4	0	0	0	0	0	0	34	0	0	0	0	0	0	0	34
Don't know	8	0	0	0	0	0	0	31	0	0	0	0	0	0	0	31
No answer	9	0	0	0	0	0	0	21	0	0	0	0	0	0	0	21
Not applicable	IAP	13626	354	7542	353	5907	10334	2339	2765	2812	4510	2023	2044	1974	2538	59121

E. Would you definitely expect, probably expect, probably not expect, or definitely not expect to feel better about yourself as a person?

[VAR: PAINFEEL]

RESPONSE	PUNCH	YEAR														
		1972-82	1982B	1983-87	1987B	1988-91	1993-98	2000	2002	2004	2006	2008	2010	2012	2014	ALL
Definitely expect	1	0	0	0	0	0	0	148	0	0	0	0	0	0	0	148
Probably expect	2	0	0	0	0	0	0	186	0	0	0	0	0	0	0	186
Probably not expect	3	0	0	0	0	0	0	54	0	0	0	0	0	0	0	54
Definitely not expect	4	0	0	0	0	0	0	31	0	0	0	0	0	0	0	31
Don't know	8	0	0	0	0	0	0	32	0	0	0	0	0	0	0	32
No answer	9	0	0	0	0	0	0	27	0	0	0	0	0	0	0	27
Not applicable	IAP	13626	354	7542	353	5907	10334	2339	2765	2812	4510	2023	2044	1974	2538	59121

854. Say you went to treatment for an EMOTIONAL HEALTH problem such as feeling depressed or anxious that affects your work and other daily activities so that you accomplish less than you would like...

A. Would you definitely expect, probably expect, probably not expect, or definitely not expect your overall quality of life to improve?

[VAR: EMOTQOL]

<u>RESPONSE</u>	<u>PUNCH</u>	<u>YEAR</u>														
		<u>1972-82</u>	<u>1982B</u>	<u>1983-87</u>	<u>1987B</u>	<u>1988-91</u>	<u>1993-98</u>	<u>2000</u>	<u>2002</u>	<u>2004</u>	<u>2006</u>	<u>2008</u>	<u>2010</u>	<u>2012</u>	<u>2014</u>	<u>ALL</u>
Definitely expect	1	0	0	0	0	0	0	137	0	0	0	0	0	0	0	137
Probably expect	2	0	0	0	0	0	0	219	0	0	0	0	0	0	0	219
Probably not expect	3	0	0	0	0	0	0	53	0	0	0	0	0	0	0	53
Definitely not expect	4	0	0	0	0	0	0	26	0	0	0	0	0	0	0	26
Don't know	8	0	0	0	0	0	0	24	0	0	0	0	0	0	0	24
No answer	9	0	0	0	0	0	0	27	0	0	0	0	0	0	0	27
Not applicable	IAP	13626	354	7542	353	5907	10334	2331	2765	2812	4510	2023	2044	1974	2538	59113

B. Would you definitely expect, probably expect, probably not expect, or definitely not expect your relationships within your family to improve?

[VAR: EMOTFAM]

<u>RESPONSE</u>	<u>PUNCH</u>	<u>YEAR</u>														
		<u>1972-82</u>	<u>1982B</u>	<u>1983-87</u>	<u>1987B</u>	<u>1988-91</u>	<u>1993-98</u>	<u>2000</u>	<u>2002</u>	<u>2004</u>	<u>2006</u>	<u>2008</u>	<u>2010</u>	<u>2012</u>	<u>2014</u>	<u>ALL</u>
Definitely expect	1	0	0	0	0	0	0	134	0	0	0	0	0	0	0	134
Probably expect	2	0	0	0	0	0	0	207	0	0	0	0	0	0	0	207
Probably not expect	3	0	0	0	0	0	0	64	0	0	0	0	0	0	0	64
Definitely not expect	4	0	0	0	0	0	0	19	0	0	0	0	0	0	0	19
Don't know	8	0	0	0	0	0	0	33	0	0	0	0	0	0	0	33
No answer	9	0	0	0	0	0	0	29	0	0	0	0	0	0	0	29
Not applicable	IAP	13626	354	7542	353	5907	10334	2331	2765	2812	4510	2023	2044	1974	2538	59113

C. Would you definitely expect, probably expect, probably not expect or definitely not expect to be cured?

[VAR: EMOTCURE]

RESPONSE	PUNCH	YEAR														
		1972-82	1982B	1983-87	1987B	1988-91	1993-98	2000	2002	2004	2006	2008	2010	2012	2014	ALL
Definitely expect	1	0	0	0	0	0	0	114	0	0	0	0	0	0	0	114
Probably expect	2	0	0	0	0	0	0	186	0	0	0	0	0	0	0	186
Probably not expect	3	0	0	0	0	0	0	108	0	0	0	0	0	0	0	108
Definitely not expect	4	0	0	0	0	0	0	20	0	0	0	0	0	0	0	20
Don't know	8	0	0	0	0	0	0	30	0	0	0	0	0	0	0	30
No answer	9	0	0	0	0	0	0	28	0	0	0	0	0	0	0	28
Not applicable	IAP	13626	354	7542	353	5907	10334	2331	2765	2812	4510	2023	2044	1974	2538	59113

D. Would you definitely expect, probably expect, probably not expect, or definitely not expect to need to rely less on others?

[VAR: EMOTRELY]

RESPONSE	PUNCH	YEAR														
		1972-82	1982B	1983-87	1987B	1988-91	1993-98	2000	2002	2004	2006	2008	2010	2012	2014	ALL
Definitely expect	1	0	0	0	0	0	0	103	0	0	0	0	0	0	0	103
Probably expect	2	0	0	0	0	0	0	186	0	0	0	0	0	0	0	186
Probably not expect	3	0	0	0	0	0	0	88	0	0	0	0	0	0	0	88
Definitely not expect	4	0	0	0	0	0	0	29	0	0	0	0	0	0	0	29
Don't know	8	0	0	0	0	0	0	44	0	0	0	0	0	0	0	44
No answer	9	0	0	0	0	0	0	36	0	0	0	0	0	0	0	36
Not applicable	IAP	13626	354	7542	353	5907	10334	2331	2765	2812	4510	2023	2044	1974	2538	59113

E. Would you definitely expect, probably expect, probably not expect, or definitely not expect to feel better about yourself as a person?

[VAR: EMOTFEEL]

RESPONSE	PUNCH	YEAR														
		1972-82	1982B	1983-87	1987B	1988-91	1993-98	2000	2002	2004	2006	2008	2010	2012	2014	ALL
Definitely expect	1	0	0	0	0	0	0	171	0	0	0	0	0	0	0	171
Probably expect	2	0	0	0	0	0	0	196	0	0	0	0	0	0	0	196
Probably not expect	3	0	0	0	0	0	0	40	0	0	0	0	0	0	0	40
Definitely not expect	4	0	0	0	0	0	0	15	0	0	0	0	0	0	0	15
Don't know	8	0	0	0	0	0	0	33	0	0	0	0	0	0	0	33
No answer	9	0	0	0	0	0	0	31	0	0	0	0	0	0	0	31
Not applicable	IAP	13626	354	7542	353	5907	10334	2331	2765	2812	4510	2023	2044	1974	2538	59113

**The 2002 Topical Module: Prejudice
(Qs. ETHIMP-WHTSDIFF)**

855. When you think about yourself, how important is your ethnic group membership to your sense of who you are?

HAND
CARD FM

[VAR: ETHIMP]

<u>RESPONSE</u>	<u>PUNCH</u>	<u>YEAR</u>														
		<u>1972-82</u>	<u>1982B</u>	<u>1983-87</u>	<u>1987B</u>	<u>1988-91</u>	<u>1993-98</u>	<u>2000</u>	<u>2002</u>	<u>2004</u>	<u>2006</u>	<u>2008</u>	<u>2010</u>	<u>2012</u>	<u>2014</u>	<u>ALL</u>
Very important	1	0	0	0	0	0	0	0	903	0	0	0	0	0	0	903
Moderately important	2	0	0	0	0	0	0	0	697	0	0	0	0	0	0	697
Slightly important	3	0	0	0	0	0	0	0	471	0	0	0	0	0	0	471
Not at all important	4	0	0	0	0	0	0	0	667	0	0	0	0	0	0	667
Don't know	8	0	0	0	0	0	0	0	20	0	0	0	0	0	0	20
No answer	9	0	0	0	0	0	0	0	7	0	0	0	0	0	0	7
Not applicable	IAP	13626	354	7542	353	5907	10334	2817	0	2812	4510	2023	2044	1974	2538	56834

REMARKS: Hand Card FM contains punches 1-4

856. Here are some opinions some people have expressed in connection with ethnic issues in the United States. To what extent do you agree or disagree with each one?

HAND
CARD FN

A. Harmony in the United States is best achieved by down playing or ignoring ethnic differences.

[VAR: ETHIGNOR]

<u>RESPONSE</u>	<u>PUNCH</u>	<u>YEAR</u>														
		<u>1972-82</u>	<u>1982B</u>	<u>1983-87</u>	<u>1987B</u>	<u>1988-91</u>	<u>1993-98</u>	<u>2000</u>	<u>2002</u>	<u>2004</u>	<u>2006</u>	<u>2008</u>	<u>2010</u>	<u>2012</u>	<u>2014</u>	<u>ALL</u>
Strongly agree	1	0	0	0	0	0	0	0	359	0	0	0	0	0	0	359
Agree	2	0	0	0	0	0	0	0	667	0	0	0	0	0	0	667
Neither agree nor disagree	3	0	0	0	0	0	0	0	533	0	0	0	0	0	0	533
Disagree	4	0	0	0	0	0	0	0	814	0	0	0	0	0	0	814
Strongly disagree	5	0	0	0	0	0	0	0	334	0	0	0	0	0	0	334
Don't know	8	0	0	0	0	0	0	0	46	0	0	0	0	0	0	46
No answer	9	0	0	0	0	0	0	0	12	0	0	0	0	0	0	12
Not applicable	IAP	13626	354	7542	353	5907	10334	2817	0	2812	4510	2023	2044	1974	2538	56834

B. Ethnic minority groups will never really fit in with mainstream American culture.

[VAR: ETHNOFIT]

RESPONSE	PUNCH	YEAR														
		<u>1972-82</u>	<u>1982B</u>	<u>1983-87</u>	<u>1987B</u>	<u>1988-91</u>	<u>1993-98</u>	<u>2000</u>	<u>2002</u>	<u>2004</u>	<u>2006</u>	<u>2008</u>	<u>2010</u>	<u>2012</u>	<u>2014</u>	<u>ALL</u>
Strongly agree	1	0	0	0	0	0	0	0	88	0	0	0	0	0	0	88
Agree	2	0	0	0	0	0	0	0	333	0	0	0	0	0	0	333
Neither agree nor disagree	3	0	0	0	0	0	0	0	390	0	0	0	0	0	0	390
Disagree	4	0	0	0	0	0	0	0	1292	0	0	0	0	0	0	1292
Strongly disagree	5	0	0	0	0	0	0	0	614	0	0	0	0	0	0	614
Don't know	8	0	0	0	0	0	0	0	37	0	0	0	0	0	0	37
No answer	9	0	0	0	0	0	0	0	11	0	0	0	0	0	0	11
Not applicable	IAP	13626	354	7542	353	5907	10334	2817	0	2812	4510	2023	2044	1974	2538	56834

C. If we want to help create a harmonious society, we must recognize that each ethnic group has the right to maintain its own unique traditions.

[VAR: ETHTRADS]

RESPONSE	PUNCH	YEAR														
		<u>1972-82</u>	<u>1982B</u>	<u>1983-87</u>	<u>1987B</u>	<u>1988-91</u>	<u>1993-98</u>	<u>2000</u>	<u>2002</u>	<u>2004</u>	<u>2006</u>	<u>2008</u>	<u>2010</u>	<u>2012</u>	<u>2014</u>	<u>ALL</u>
Strongly agree	1	0	0	0	0	0	0	0	848	0	0	0	0	0	0	848
Agree	2	0	0	0	0	0	0	0	1430	0	0	0	0	0	0	1430
Neither agree nor disagree	3	0	0	0	0	0	0	0	266	0	0	0	0	0	0	266
Disagree	4	0	0	0	0	0	0	0	147	0	0	0	0	0	0	147
Strongly disagree	5	0	0	0	0	0	0	0	39	0	0	0	0	0	0	39
Don't know	8	0	0	0	0	0	0	0	28	0	0	0	0	0	0	28
No answer	9	0	0	0	0	0	0	0	7	0	0	0	0	0	0	7
Not applicable	IAP	13626	354	7542	353	5907	10334	2817	0	2812	4510	2023	2044	1974	2538	56834

- D. In order to have a smoothly functioning society, members of ethnic minorities must better adapt to the ways of mainstream American culture.

[VAR: ETHADAPT]

<u>RESPONSE</u>	<u>PUNCH</u>	<u>YEAR</u>														
		<u>1972-82</u>	<u>1982B</u>	<u>1983-87</u>	<u>1987B</u>	<u>1988-91</u>	<u>1993-98</u>	<u>2000</u>	<u>2002</u>	<u>2004</u>	<u>2006</u>	<u>2008</u>	<u>2010</u>	<u>2012</u>	<u>2014</u>	<u>ALL</u>
Strongly agree	1	0	0	0	0	0	0	0	412	0	0	0	0	0	0	412
Agree	2	0	0	0	0	0	0	0	1210	0	0	0	0	0	0	1210
Neither agree nor disagree	3	0	0	0	0	0	0	0	546	0	0	0	0	0	0	546
Disagree	4	0	0	0	0	0	0	0	446	0	0	0	0	0	0	446
Strongly disagree	5	0	0	0	0	0	0	0	99	0	0	0	0	0	0	99
Don't know	9	0	0	0	0	0	0	0	42	0	0	0	0	0	0	42
No answer	9	0	0	0	0	0	0	0	10	0	0	0	0	0	0	10
Not applicable	IAP	13626	354	7542	353	5907	10334	2817	0	2812	4510	2023	2044	1974	2538	56834

REMARKS: Hand Cards FN contains punches 1-5

857. A. In general, how warm or cool do you feel towards African Americans?

HAND CARD FO

[VAR: FEELBLKS]

<u>RESPONSE</u>	<u>PUNCH</u>	<u>YEAR</u>														
		<u>1972-82</u>	<u>1982B</u>	<u>1983-87</u>	<u>1987B</u>	<u>1988-91</u>	<u>1993-98</u>	<u>2000</u>	<u>2002</u>	<u>2004</u>	<u>2006</u>	<u>2008</u>	<u>2010</u>	<u>2012</u>	<u>2014</u>	<u>ALL</u>
Very Warm	1	0	0	0	0	0	0	0	740	0	0	0	0	0	0	740
	2	0	0	0	0	0	0	0	318	0	0	0	0	0	0	318
	3	0	0	0	0	0	0	0	364	0	0	0	0	0	0	364
	4	0	0	0	0	0	0	0	264	0	0	0	0	0	0	264
	5	0	0	0	0	0	0	0	745	0	0	0	0	0	0	745
	6	0	0	0	0	0	0	0	105	0	0	0	0	0	0	105
	7	0	0	0	0	0	0	0	99	0	0	0	0	0	0	99
	8	0	0	0	0	0	0	0	35	0	0	0	0	0	0	35
Very cool	9	0	0	0	0	0	0	0	59	0	0	0	0	0	0	59
Don't know	98	0	0	0	0	0	0	0	24	0	0	0	0	0	0	24
No answer	99	0	0	0	0	0	0	0	12	0	0	0	0	0	0	12
Not applicable	IAP	13626	354	7542	353	5907	10334	2817	0	2812	4510	2023	2044	1974	2538	56834

B. In general, how warm or cool do you feel towards Asian Americans?

[VAR: FEELASNS]

RESPONSE	PUNCH	YEAR														
		<u>1972-82</u>	<u>1982B</u>	<u>1983-87</u>	<u>1987B</u>	<u>1988-91</u>	<u>1993-98</u>	<u>2000</u>	<u>2002</u>	<u>2004</u>	<u>2006</u>	<u>2008</u>	<u>2010</u>	<u>2012</u>	<u>2014</u>	<u>ALL</u>
Very Warm	1	0	0	0	0	0	0	0	562	0	0	0	0	0	0	562
	2	0	0	0	0	0	0	0	319	0	0	0	0	0	0	319
	3	0	0	0	0	0	0	0	379	0	0	0	0	0	0	379
	4	0	0	0	0	0	0	0	286	0	0	0	0	0	0	286
	5	0	0	0	0	0	0	0	784	0	0	0	0	0	0	784
	6	0	0	0	0	0	0	0	124	0	0	0	0	0	0	124
	7	0	0	0	0	0	0	0	107	0	0	0	0	0	0	107
	8	0	0	0	0	0	0	0	48	0	0	0	0	0	0	48
Very cool	9	0	0	0	0	0	0	0	76	0	0	0	0	0	0	76
Don't know	98	0	0	0	0	0	0	0	69	0	0	0	0	0	0	69
No answer	99	0	0	0	0	0	0	0	11	0	0	0	0	0	0	11
Not applicable	IAP	13626	354	7542	353	5907	10334	2817	0	2812	4510	2023	2044	1974	2538	56834

C. In general, how warm or cool do you feel towards Hispanics?

[VAR: FEELHSPS]

RESPONSE	PUNCH	YEAR														
		<u>1972-82</u>	<u>1982B</u>	<u>1983-87</u>	<u>1987B</u>	<u>1988-91</u>	<u>1993-98</u>	<u>2000</u>	<u>2002</u>	<u>2004</u>	<u>2006</u>	<u>2008</u>	<u>2010</u>	<u>2012</u>	<u>2014</u>	<u>ALL</u>
Very Warm	1	0	0	0	0	0	0	0	633	0	0	0	0	0	0	633
	2	0	0	0	0	0	0	0	349	0	0	0	0	0	0	349
	3	0	0	0	0	0	0	0	372	0	0	0	0	0	0	372
	4	0	0	0	0	0	0	0	290	0	0	0	0	0	0	290
	5	0	0	0	0	0	0	0	697	0	0	0	0	0	0	697
	6	0	0	0	0	0	0	0	121	0	0	0	0	0	0	121
	7	0	0	0	0	0	0	0	133	0	0	0	0	0	0	133
	8	0	0	0	0	0	0	0	43	0	0	0	0	0	0	43
Very cool	9	0	0	0	0	0	0	0	72	0	0	0	0	0	0	72
Don't know	98	0	0	0	0	0	0	0	45	0	0	0	0	0	0	45
No answer	99	0	0	0	0	0	0	0	10	0	0	0	0	0	0	10
Not applicable	IAP	13626	354	7542	353	5907	10334	2817	0	2812	4510	2023	2044	1974	2538	56834

D. In general, how warm or cool do you feel towards white or Caucasian Americans?

[VAR: FEELWHTS]

RESPONSE	PUNCH	YEAR														
		1972-82	1982B	1983-87	1987B	1988-91	1993-98	2000	2002	2004	2006	2008	2010	2012	2014	ALL
Very Warm	1	0	0	0	0	0	0	0	953	0	0	0	0	0	0	953
	2	0	0	0	0	0	0	0	477	0	0	0	0	0	0	477
	3	0	0	0	0	0	0	0	361	0	0	0	0	0	0	361
	4	0	0	0	0	0	0	0	245	0	0	0	0	0	0	245
	5	0	0	0	0	0	0	0	522	0	0	0	0	0	0	522
	6	0	0	0	0	0	0	0	55	0	0	0	0	0	0	55
	7	0	0	0	0	0	0	0	53	0	0	0	0	0	0	53
	8	0	0	0	0	0	0	0	26	0	0	0	0	0	0	26
Very cool	9	0	0	0	0	0	0	0	42	0	0	0	0	0	0	42
Don't know	98	0	0	0	0	0	0	0	21	0	0	0	0	0	0	21
No answer	99	0	0	0	0	0	0	0	10	0	0	0	0	0	0	10
Not applicable	IAP	13626	354	7542	353	5907	10334	2817	0	2812	4510	2023	2044	1974	2538	56834

REMARKS: Hand Card FO contains punches 1-9

858. Think about the various ethnic groups within the U.S. including Whites, African Americans, Asian Americans, Hispanics, Native Americans, and so on. To what extent do you agree with the following statement.

HAND CARD FP

A. Individuals who belong to the same ethnic group tend to be fairly similar to one another.

[VAR: ETHSAME]

RESPONSE	PUNCH	YEAR														
		1972-82	1982B	1983-87	1987B	1988-91	1993-98	2000	2002	2004	2006	2008	2010	2012	2014	ALL
Strongly agree	1	0	0	0	0	0	0	0	272	0	0	0	0	0	0	272
Agree	2	0	0	0	0	0	0	0	1201	0	0	0	0	0	0	1201
Neither agree nor disagree	3	0	0	0	0	0	0	0	453	0	0	0	0	0	0	453
Disagree	4	0	0	0	0	0	0	0	645	0	0	0	0	0	0	645
Strongly disagree	5	0	0	0	0	0	0	0	150	0	0	0	0	0	0	150
Don't know	8	0	0	0	0	0	0	0	32	0	0	0	0	0	0	32
No answer	9	0	0	0	0	0	0	0	12	0	0	0	0	0	0	12
Not applicable	IAP	13626	354	7542	353	5907	10334	2817	0	2812	4510	2023	2044	1974	2538	56834

- B. Now think only about ethnic minority groups within the U.S. such as African Americans, Asian Americans, Hispanics, and Native Americans. To what extent do you agree with the following statement.

Ethnic minority groups in the U.S. are very distinct and very different from one another.

[VAR: ETHDIFF]

<u>RESPONSE</u>	<u>PUNCH</u>	<u>YEAR</u>														
		<u>1972-82</u>	<u>1982B</u>	<u>1983-87</u>	<u>1987B</u>	<u>1988-91</u>	<u>1993-98</u>	<u>2000</u>	<u>2002</u>	<u>2004</u>	<u>2006</u>	<u>2008</u>	<u>2010</u>	<u>2012</u>	<u>2014</u>	<u>ALL</u>
Strongly agree	1	0	0	0	0	0	0	0	278	0	0	0	0	0	0	278
Agree	2	0	0	0	0	0	0	0	1378	0	0	0	0	0	0	1378
Neither agree nor disagree	3	0	0	0	0	0	0	0	575	0	0	0	0	0	0	575
Disagree	4	0	0	0	0	0	0	0	445	0	0	0	0	0	0	445
Strongly disagree	5	0	0	0	0	0	0	0	37	0	0	0	0	0	0	37
Don't know	8	0	0	0	0	0	0	0	44	0	0	0	0	0	0	44
No answer	9	0	0	0	0	0	0	0	8	0	0	0	0	0	0	8
Not applicable	IAP	13626	354	7542	353	5907	10334	2817	0	2812	4510	2023	2044	1974	2538	56834

- C. Think about Whites in the U.S. compared to ethnic minority groups. To what extent do you agree with the following statement.

Whites as a group are very distinct and different from ethnic minority groups.

[VAR: WHTSDIFF]

<u>RESPONSE</u>	<u>PUNCH</u>	<u>YEAR</u>														
		<u>1972-82</u>	<u>1982B</u>	<u>1983-87</u>	<u>1987B</u>	<u>1988-91</u>	<u>1993-98</u>	<u>2000</u>	<u>2002</u>	<u>2004</u>	<u>2006</u>	<u>2008</u>	<u>2010</u>	<u>2012</u>	<u>2014</u>	<u>ALL</u>
Strongly agree	1	0	0	0	0	0	0	0	258	0	0	0	0	0	0	258
Agree	2	0	0	0	0	0	0	0	1108	0	0	0	0	0	0	1108
Neither agree nor disagree	3	0	0	0	0	0	0	0	633	0	0	0	0	0	0	633
Disagree	4	0	0	0	0	0	0	0	652	0	0	0	0	0	0	652
Strongly disagree	5	0	0	0	0	0	0	0	71	0	0	0	0	0	0	71
Don't know	8	0	0	0	0	0	0	0	32	0	0	0	0	0	0	32
No answer	9	0	0	0	0	0	0	0	11	0	0	0	0	0	0	11
Not applicable	IAP	13626	354	7542	353	5907	10334	2817	0	2812	4510	2023	2044	1974	2538	56834

REMARKS: Hand Card FP contains punches 1-5

**The 2002 Topical Module: Doctors and Patients
(Qs. DOCVIG-SECOPIN)**

859. Vignette number given to respondent.

[VAR: DOCVIG]

<u>RESPONSE</u>	<u>PUNCH</u>	<u>YEAR</u>														
		<u>1972-82</u>	<u>1982B</u>	<u>1983-87</u>	<u>1987B</u>	<u>1988-91</u>	<u>1993-98</u>	<u>2000</u>	<u>2002</u>	<u>2004</u>	<u>2006</u>	<u>2008</u>	<u>2010</u>	<u>2012</u>	<u>2014</u>	<u>ALL</u>
1	1	0	0	0	0	0	0	0	466	0	0	0	0	0	0	466
2	2	0	0	0	0	0	0	0	461	0	0	0	0	0	0	461
3	3	0	0	0	0	0	0	0	451	0	0	0	0	0	0	451
4	4	0	0	0	0	0	0	0	464	0	0	0	0	0	0	464
5	5	0	0	0	0	0	0	0	465	0	0	0	0	0	0	465
6	6	0	0	0	0	0	0	0	458	0	0	0	0	0	0	458
Not applicable	IAP	13626	354	7542	353	5907	10334	2817	0	2812	4510	2023	2044	1974	2538	56834

REMARKS: Vignette wording:

Imagine you've been experiencing headaches. You visit your doctor and talk to him about your symptoms. You also tell the doctor that you've been feeling a lot of stress lately. After doing a complete examination, the doctor decides that the headaches are probably due to stress. The doctor wants to work with you over the next month to reduce your stress.

You want to have an MRI to make sure everything is OK. An MRI is a special and expensive type of x-ray that allows doctors to take detailed pictures of parts of the body such as the heart, spinal cord, or head.

Remember that after your complete examination the doctor thinks you don't need the MRI. Then imagine that you have the following conversation with the doctor about the MRI and financial incentives. In this dialogue, the patient speaks first.

VIGNETTE 1 - CODE 1

PAT: I'd feel better if I had an MRI. I'm worried that you won't order it because it's too expensive.

DOC: Our physician's group does have financial incentives to keep costs down by avoiding tests when they are not necessary. However, no single decision about an MRI affects my salary. In my opinion an MRI is not needed in your case.

VIGNETTE 2 - CODE 2

PAT: I'd feel better if I had an MRI. I'm worried that you won't order it because it's too expensive.

DOC: It used to be that physicians were able to provide tests for patients just to set their minds at rest. Unfortunately, your health plan won't allow me to do it for that reason. Even though I'd like to order it for you, your plan is not going to pay for it.

VIGNETTE 3 - CODE 3

PAT: I'd feel better if I had an MRI. I'm worried that you won't order it because it's too expensive.
 DOC: I can understand that you're worried about whether everything is OK. It also sounds like you're worried that I'm not ordering the test because it's too expensive. These days with Managed Care lots of people share your worries about this. I want to set your mind at rest because I truly do not think that the test is needed at this point.

VIGNETTE 4 - CODE 4

PAT: I'd feel better if I had an MRI. I'm worried that you won't order it because it's too expensive.
 DOC: I understand that you'd like an MRI to make sure that everything is OK. But based on your symptoms, I really don't think you need one. I'd like to treat you for a month or so and then talk again about whether we need an MRI. Would that be acceptable to you?

VIGNETTE 5 - CODE 5

PAT: I'd feel better if I had an MRI. I'm worried that you won't order it because it's too expensive.
 DOC: I've had a lot of experience taking care of patients with problems like yours. The problem you're having is really quite common. You should follow the treatment I've outlined, and then I can reevaluate the situation again in a month.

VIGNETTE 6 - CODE 6

PAT: I'd feel better if I had an MRI. I'm worried that you won't order it because it's too expensive.
 DOC: I usually don't order an MRI under circumstances like yours. There's no outside pressure that has made any difference in how I treat patients with headaches. You may set your mind at rest that I'm doing this because this is how I practice medicine.

860. This section is about physicians telling patients about how health insurance and managed care policies affect health care. First, I will ask you about your health care. Later, you will hear a recorded conversation between a doctor and patient and I'll ask some questions about the conversation.

Do you have a regular doctor or clinic?

[VAR: REGDOC]

<u>RESPONSE</u>	<u>PUNCH</u>	<u>YEAR</u>														
		<u>1972-82</u>	<u>1982B</u>	<u>1983-87</u>	<u>1987B</u>	<u>1988-91</u>	<u>1993-98</u>	<u>2000</u>	<u>2002</u>	<u>2004</u>	<u>2006</u>	<u>2008</u>	<u>2010</u>	<u>2012</u>	<u>2014</u>	<u>ALL</u>
Yes	1	0	0	0	0	0	0	0	2294	0	0	0	0	0	0	2294
No	2	0	0	0	0	0	0	0	460	0	0	0	0	0	0	460
Don't know	8	0	0	0	0	0	0	0	7	0	0	0	0	0	0	7
No answer	9	0	0	0	0	0	0	0	4	0	0	0	0	0	0	4
Not applicable	IAP	13626	354	7542	353	5907	10334	2817	0	2812	4510	2023	2044	1974	2538	56834

IF YES TO REGDOC, ASK REGDOCYR.**IF NO, GO TO DOCASKME.**

861. Have you been a patient with this doctor or clinic for more than one year?

[VAR: REGDOCYR]

<u>RESPONSE</u>	<u>PUNCH</u>	<u>YEAR</u>														
		<u>1972-82</u>	<u>1982B</u>	<u>1983-87</u>	<u>1987B</u>	<u>1988-91</u>	<u>1993-98</u>	<u>2000</u>	<u>2002</u>	<u>2004</u>	<u>2006</u>	<u>2008</u>	<u>2010</u>	<u>2012</u>	<u>2014</u>	<u>ALL</u>
Yes	1	0	0	0	0	0	0	0	2025	0	0	0	0	0	0	2025
No	2	0	0	0	0	0	0	0	269	0	0	0	0	0	0	269
No answer	9	0	0	0	0	0	0	0	4	0	0	0	0	0	0	4
Not applicable	IAP	13626	354	7542	353	5907	10334	2817	467	2812	4510	2023	2044	1974	2538	57301

862. I will read you some statements of beliefs people have. Please look at the card and decide which answer best applies to you.

HAND CARD FQ

A. I prefer that my doctor offers me choices and asks my opinion.

[VAR: DOCASKME]

<u>RESPONSE</u>	<u>PUNCH</u>	<u>YEAR</u>														
		<u>1972-82</u>	<u>1982B</u>	<u>1983-87</u>	<u>1987B</u>	<u>1988-91</u>	<u>1993-98</u>	<u>2000</u>	<u>2002</u>	<u>2004</u>	<u>2006</u>	<u>2008</u>	<u>2010</u>	<u>2012</u>	<u>2014</u>	<u>ALL</u>
Strongly agree	1	0	0	0	0	0	0	0	1986	0	0	0	0	0	0	1986
Moderately agree	2	0	0	0	0	0	0	0	521	0	0	0	0	0	0	521
Slightly agree	3	0	0	0	0	0	0	0	145	0	0	0	0	0	0	145
Slightly disagree	4	0	0	0	0	0	0	0	43	0	0	0	0	0	0	43
Moderately disagree	5	0	0	0	0	0	0	0	31	0	0	0	0	0	0	31
Strongly disagree	6	0	0	0	0	0	0	0	19	0	0	0	0	0	0	19
Don't know	8	0	0	0	0	0	0	0	15	0	0	0	0	0	0	15
No answer	9	0	0	0	0	0	0	0	5	0	0	0	0	0	0	5
Not applicable	IAP	13626	354	7542	353	5907	10334	2817	0	2812	4510	2023	2044	1974	2538	56834

B. I prefer to leave decisions about my medical care up to my doctor.

[VAR: DOCDECID]

RESPONSE	PUNCH	YEAR														
		1972-82	1982B	1983-87	1987B	1988-91	1993-98	2000	2002	2004	2006	2008	2010	2012	2014	ALL
Strongly agree	1	0	0	0	0	0	0	0	394	0	0	0	0	0	0	394
Moderately agree	2	0	0	0	0	0	0	0	638	0	0	0	0	0	0	638
Slightly agree	3	0	0	0	0	0	0	0	412	0	0	0	0	0	0	412
Slightly disagree	4	0	0	0	0	0	0	0	361	0	0	0	0	0	0	361
Moderately disagree	5	0	0	0	0	0	0	0	378	0	0	0	0	0	0	378
Strongly disagree	6	0	0	0	0	0	0	0	562	0	0	0	0	0	0	562
Don't know	8	0	0	0	0	0	0	0	15	0	0	0	0	0	0	15
No answer	9	0	0	0	0	0	0	0	5	0	0	0	0	0	0	5
Not applicable	IAP	13626	354	7542	353	5907	10334	2817	0	2812	4510	2023	2044	1974	2538	56834

C. I prefer to rely on my doctor's knowledge and not try to find out about my condition on my own.

[VAR: DOCRELY]

RESPONSE	PUNCH	YEAR														
		1972-82	1982B	1983-87	1987B	1988-91	1993-98	2000	2002	2004	2006	2008	2010	2012	2014	ALL
Strongly agree	1	0	0	0	0	0	0	0	421	0	0	0	0	0	0	421
Moderately agree	2	0	0	0	0	0	0	0	453	0	0	0	0	0	0	453
Slightly agree	3	0	0	0	0	0	0	0	345	0	0	0	0	0	0	345
Slightly disagree	4	0	0	0	0	0	0	0	399	0	0	0	0	0	0	399
Moderately disagree	5	0	0	0	0	0	0	0	413	0	0	0	0	0	0	413
Strongly disagree	6	0	0	0	0	0	0	0	715	0	0	0	0	0	0	715
Don't know	8	0	0	0	0	0	0	0	14	0	0	0	0	0	0	14
No answer	9	0	0	0	0	0	0	0	5	0	0	0	0	0	0	5
Not applicable	IAP	13626	354	7542	353	5907	10334	2817	0	2812	4510	2023	2044	1974	2538	56834

REMARKS: Hand Card FQ contains punches 1-6

863. Do you have any health insurance, including Medicare or Medicaid?

[VAR: HLTHPLAN]

RESPONSE	PUNCH	YEAR														
		1972-82	1982B	1983-87	1987B	1988-91	1993-98	2000	2002	2004	2006	2008	2010	2012	2014	ALL
Yes	1	0	0	0	0	0	0	0	2387	0	0	0	0	0	0	2387
No (GO TO FININC)	2	0	0	0	0	0	0	0	368	0	0	0	0	0	0	368
Don't know	8	0	0	0	0	0	0	0	7	0	0	0	0	0	0	7
No answer	9	0	0	0	0	0	0	0	3	0	0	0	0	0	0	3
Not applicable	IAP	13626	354	7542	353	5907	10334	2817	0	2812	4510	2023	2044	1974	2538	56834

IF YES TO HLTHPLAN, ASK CHOSEDOC-DIFFCARE.

IF NO, GO TO FININC.

864. Do you feel that you had enough choices among different doctors in your health insurance plan when you chose your current doctor?

[VAR: CHOSEDOC]

RESPONSE	PUNCH	YEAR														
		1972-82	1982B	1983-87	1987B	1988-91	1993-98	2000	2002	2004	2006	2008	2010	2012	2014	ALL
Yes	1	0	0	0	0	0	0	0	1927	0	0	0	0	0	0	1927
No	2	0	0	0	0	0	0	0	428	0	0	0	0	0	0	428
Don't know	8	0	0	0	0	0	0	0	26	0	0	0	0	0	0	26
No answer	9	0	0	0	0	0	0	0	9	0	0	0	0	0	0	9
Not applicable (Punch 2, 9 in HLTHPLAN)	IAP	13626	354	7542	353	5907	10334	2817	375	2812	4510	2023	2044	1974	2538	57209

865. Does your health insurance plan have restrictions, for example limits on getting tests and getting care from specialists?

[VAR: INSRLMTS]

RESPONSE	PUNCH	YEAR														
		1972-82	1982B	1983-87	1987B	1988-91	1993-98	2000	2002	2004	2006	2008	2010	2012	2014	ALL
Yes	1	0	0	0	0	0	0	0	1190	0	0	0	0	0	0	1190
No	2	0	0	0	0	0	0	0	1005	0	0	0	0	0	0	1005
Don't know	8	0	0	0	0	0	0	0	188	0	0	0	0	0	0	188
No answer	9	0	0	0	0	0	0	0	7	0	0	0	0	0	0	7
Not applicable (Punch 2, 9 in HLTHPLAN)	IAP	13626	354	7542	353	5907	10334	2817	375	2812	4510	2023	2044	1974	2538	57209

866. Have you, or anyone in your household, ever had difficulty getting a test or getting care from a specialist when you felt you needed to?

[VAR: DIFFCARE]

RESPONSE	PUNCH	YEAR														
		1972-82	1982B	1983-87	1987B	1988-91	1993-98	2000	2002	2004	2006	2008	2010	2012	2014	ALL
Yes	1	0	0	0	0	0	0	0	416	0	0	0	0	0	0	416
No	2	0	0	0	0	0	0	0	1961	0	0	0	0	0	0	1961
Don't know	8	0	0	0	0	0	0	0	7	0	0	0	0	0	0	7
No answer	9	0	0	0	0	0	0	0	6	0	0	0	0	0	0	6
Not applicable (Punch 2, 9 in HLTHPLAN)	IAP	13626	354	7542	353	5907	10334	2817	375	2812	4510	2023	2044	1974	2538	57209

867. Some doctors or groups may be paid more if they limit the use of expensive tests or the use of specialists. Such arrangements are known as financial incentives. Have you heard of such arrangements before now?

[VAR: FININC]

<u>RESPONSE</u>	<u>PUNCH</u>	<u>YEAR</u>														
		<u>1972-82</u>	<u>1982B</u>	<u>1983-87</u>	<u>1987B</u>	<u>1988-91</u>	<u>1993-98</u>	<u>2000</u>	<u>2002</u>	<u>2004</u>	<u>2006</u>	<u>2008</u>	<u>2010</u>	<u>2012</u>	<u>2014</u>	<u>ALL</u>
Yes	1	0	0	0	0	0	0	0	1340	0	0	0	0	0	0	1340
No	2	0	0	0	0	0	0	0	1406	0	0	0	0	0	0	1406
Don't know	8	0	0	0	0	0	0	0	14	0	0	0	0	0	0	14
No answer	9	0	0	0	0	0	0	0	5	0	0	0	0	0	0	5
Not applicable	IAP	13626	354	7542	353	5907	10334	2817	0	2812	4510	2023	2044	1974	2538	56834

868. Please assume that your health plan has a financial incentive for your doctor to limit the use of expensive tests.

OR

Please assume that you have a health plan and the plan has a financial incentive for your doctor to limit the use of expensive tests

How important is it for you to be told about these financial incentives?

[VAR: FININC1]

<u>RESPONSE</u>	<u>PUNCH</u>	<u>YEAR</u>														
		<u>1972-82</u>	<u>1982B</u>	<u>1983-87</u>	<u>1987B</u>	<u>1988-91</u>	<u>1993-98</u>	<u>2000</u>	<u>2002</u>	<u>2004</u>	<u>2006</u>	<u>2008</u>	<u>2010</u>	<u>2012</u>	<u>2014</u>	<u>ALL</u>
Very important	1	0	0	0	0	0	0	0	2259	0	0	0	0	0	0	2259
Somewhat important	2	0	0	0	0	0	0	0	331	0	0	0	0	0	0	331
Neither important nor unimportant	3	0	0	0	0	0	0	0	87	0	0	0	0	0	0	87
Somewhat unimportant	4	0	0	0	0	0	0	0	25	0	0	0	0	0	0	25
Very unimportant	5	0	0	0	0	0	0	0	29	0	0	0	0	0	0	29
Don't know	8	0	0	0	0	0	0	0	27	0	0	0	0	0	0	27
No answer	9	0	0	0	0	0	0	0	7	0	0	0	0	0	0	7
Not applicable	IAP	13626	354	7542	353	5907	10334	2817	0	2812	4510	2023	2044	1974	2538	56834

869. When do you think is the best time to be told about these financial incentives?

[VAR: FININC2]

RESPONSE	PUNCH	YEAR														
		<u>1972-82</u>	<u>1982B</u>	<u>1983-87</u>	<u>1987B</u>	<u>1988-91</u>	<u>1993-98</u>	<u>2000</u>	<u>2002</u>	<u>2004</u>	<u>2006</u>	<u>2008</u>	<u>2010</u>	<u>2012</u>	<u>2014</u>	<u>ALL</u>
When you enroll in a health plan	1	0	0	0	0	0	0	0	2183	0	0	0	0	0	0	2183
When you first see your doctor	2	0	0	0	0	0	0	0	353	0	0	0	0	0	0	353
When you need a test or specialist	3	0	0	0	0	0	0	0	177	0	0	0	0	0	0	177
Don't know	8	0	0	0	0	0	0	0	44	0	0	0	0	0	0	44
No answer	9	0	0	0	0	0	0	0	8	0	0	0	0	0	0	8
Not applicable	IAP	13626	354	7542	353	5907	10334	2817	0	2812	4510	2023	2044	1974	2538	56834

870. Who is the best person to tell you about these financial incentives?

[VAR: FININC3]

RESPONSE	PUNCH	YEAR														
		<u>1972-82</u>	<u>1982B</u>	<u>1983-87</u>	<u>1987B</u>	<u>1988-91</u>	<u>1993-98</u>	<u>2000</u>	<u>2002</u>	<u>2004</u>	<u>2006</u>	<u>2008</u>	<u>2010</u>	<u>2012</u>	<u>2014</u>	<u>ALL</u>
Your doctor	1	0	0	0	0	0	0	0	465	0	0	0	0	0	0	465
A representative of your health plan	2	0	0	0	0	0	0	0	1217	0	0	0	0	0	0	1217
Both your doctor and a representative of your health plan	3	0	0	0	0	0	0	0	1034	0	0	0	0	0	0	1034
Don't know	8	0	0	0	0	0	0	0	42	0	0	0	0	0	0	42
No answer	9	0	0	0	0	0	0	0	7	0	0	0	0	0	0	7
Not applicable	IAP	13626	354	7542	353	5907	10334	2817	0	2812	4510	2023	2044	1974	2538	56834

871. How likely would you be to ask your regular doctor whether he or she has financial incentives that limit the use of expensive tests?

[VAR: FININC4]

<u>RESPONSE</u>	<u>PUNCH</u>	<u>YEAR</u>														
		<u>1972-82</u>	<u>1982B</u>	<u>1983-87</u>	<u>1987B</u>	<u>1988-91</u>	<u>1993-98</u>	<u>2000</u>	<u>2002</u>	<u>2004</u>	<u>2006</u>	<u>2008</u>	<u>2010</u>	<u>2012</u>	<u>2014</u>	<u>ALL</u>
Very likely	1	0	0	0	0	0	0	0	1030	0	0	0	0	0	0	1030
Somewhat likely	2	0	0	0	0	0	0	0	682	0	0	0	0	0	0	682
Neither likely nor unlikely	3	0	0	0	0	0	0	0	286	0	0	0	0	0	0	286
Somewhat unlikely	4	0	0	0	0	0	0	0	365	0	0	0	0	0	0	365
Very unlikely	5	0	0	0	0	0	0	0	350	0	0	0	0	0	0	350
Don't know	8	0	0	0	0	0	0	0	42	0	0	0	0	0	0	42
No answer	9	0	0	0	0	0	0	0	10	0	0	0	0	0	0	10
Not applicable	IAP	13626	354	7542	353	5907	10334	2817	0	2812	4510	2023	2044	1974	2538	56834

872. Do you believe what the doctor just told you?

[VAR: BELVEDOC]

<u>RESPONSE</u>	<u>PUNCH</u>	<u>YEAR</u>														
		<u>1972-82</u>	<u>1982B</u>	<u>1983-87</u>	<u>1987B</u>	<u>1988-91</u>	<u>1993-98</u>	<u>2000</u>	<u>2002</u>	<u>2004</u>	<u>2006</u>	<u>2008</u>	<u>2010</u>	<u>2012</u>	<u>2014</u>	<u>ALL</u>
Yes	1	0	0	0	0	0	0	0	1552	0	0	0	0	0	0	1552
No	2	0	0	0	0	0	0	0	797	0	0	0	0	0	0	797
Maybe	3	0	0	0	0	0	0	0	390	0	0	0	0	0	0	390
Don't know	8	0	0	0	0	0	0	0	21	0	0	0	0	0	0	21
No answer	9	0	0	0	0	0	0	0	5	0	0	0	0	0	0	5
Not applicable	IAP	13626	354	7542	353	5907	10334	2817	0	2812	4510	2023	2044	1974	2538	56834

873. Do you think the doctor provided enough information about financial incentives?

[VAR: DOCINFO]

<u>RESPONSE</u>	<u>PUNCH</u>	<u>YEAR</u>														
		<u>1972-82</u>	<u>1982B</u>	<u>1983-87</u>	<u>1987B</u>	<u>1988-91</u>	<u>1993-98</u>	<u>2000</u>	<u>2002</u>	<u>2004</u>	<u>2006</u>	<u>2008</u>	<u>2010</u>	<u>2012</u>	<u>2014</u>	<u>ALL</u>
Yes	1	0	0	0	0	0	0	0	711	0	0	0	0	0	0	711
No	2	0	0	0	0	0	0	0	1853	0	0	0	0	0	0	1853
Maybe	3	0	0	0	0	0	0	0	161	0	0	0	0	0	0	161
Don't know	8	0	0	0	0	0	0	0	35	0	0	0	0	0	0	35
No answer	9	0	0	0	0	0	0	0	5	0	0	0	0	0	0	5
Not applicable	IAP	13626	354	7542	353	5907	10334	2817	0	2812	4510	2023	2044	1974	2538	56834

874. Do you agree with the doctor's decision not to order the MRI at this time?

[VAR: DOCNOMRI]

RESPONSE	PUNCH	YEAR														
		1972-82	1982B	1983-87	1987B	1988-91	1993-98	2000	2002	2004	2006	2008	2010	2012	2014	ALL
Yes	1	0	0	0	0	0	0	0	1319	0	0	0	0	0	0	1319
No	2	0	0	0	0	0	0	0	1137	0	0	0	0	0	0	1137
Maybe	3	0	0	0	0	0	0	0	266	0	0	0	0	0	0	266
Don't know	8	0	0	0	0	0	0	0	39	0	0	0	0	0	0	39
No answer	9	0	0	0	0	0	0	0	4	0	0	0	0	0	0	4
Not applicable	IAP	13626	354	7542	353	5907	10334	2817	0	2812	4510	2023	2044	1974	2538	56834

875. Based on what the doctor has just told you, how satisfied would you be with the office visit? Would you rate the visit as...

[VAR: DOCSAT]

RESPONSE	PUNCH	YEAR														
		1972-82	1982B	1983-87	1987B	1988-91	1993-98	2000	2002	2004	2006	2008	2010	2012	2014	ALL
Excellent	1	0	0	0	0	0	0	0	89	0	0	0	0	0	0	89
Very good	2	0	0	0	0	0	0	0	372	0	0	0	0	0	0	372
Good	3	0	0	0	0	0	0	0	759	0	0	0	0	0	0	759
Fair	4	0	0	0	0	0	0	0	697	0	0	0	0	0	0	697
Poor	5	0	0	0	0	0	0	0	814	0	0	0	0	0	0	814
Don't know	8	0	0	0	0	0	0	0	30	0	0	0	0	0	0	30
No answer	9	0	0	0	0	0	0	0	4	0	0	0	0	0	0	4
Not applicable	IAP	13626	354	7542	353	5907	10334	2817	0	2812	4510	2023	2044	1974	2538	56834

876. How much would you trust the doctor to put your health above costs? Would you say...

[VAR: DOCCOSTS]

RESPONSE	PUNCH	YEAR														
		1972-82	1982B	1983-87	1987B	1988-91	1993-98	2000	2002	2004	2006	2008	2010	2012	2014	ALL
Completely	1	0	0	0	0	0	0	0	362	0	0	0	0	0	0	362
Mostly	2	0	0	0	0	0	0	0	647	0	0	0	0	0	0	647
Somewhat	3	0	0	0	0	0	0	0	748	0	0	0	0	0	0	748
A little	4	0	0	0	0	0	0	0	377	0	0	0	0	0	0	377
Not at all	5	0	0	0	0	0	0	0	585	0	0	0	0	0	0	585
Don't know	8	0	0	0	0	0	0	0	41	0	0	0	0	0	0	41
No answer	9	0	0	0	0	0	0	0	5	0	0	0	0	0	0	5
Not applicable	IAP	13626	354	7542	353	5907	10334	2817	0	2812	4510	2023	2044	1974	2538	56834

877. Based on what the doctor has just told you, if you could, would you switch physicians?

[VAR: DOCSWTCH]

<u>RESPONSE</u>	<u>PUNCH</u>	<u>YEAR</u>														
		<u>1972-82</u>	<u>1982B</u>	<u>1983-87</u>	<u>1987B</u>	<u>1988-91</u>	<u>1993-98</u>	<u>2000</u>	<u>2002</u>	<u>2004</u>	<u>2006</u>	<u>2008</u>	<u>2010</u>	<u>2012</u>	<u>2014</u>	<u>ALL</u>
Yes	1	0	0	0	0	0	0	0	984	0	0	0	0	0	0	984
No	2	0	0	0	0	0	0	0	1349	0	0	0	0	0	0	1349
Maybe	3	0	0	0	0	0	0	0	402	0	0	0	0	0	0	402
Don't know	8	0	0	0	0	0	0	0	26	0	0	0	0	0	0	26
No answer	9	0	0	0	0	0	0	0	4	0	0	0	0	0	0	4
Not applicable	IAP	13626	354	7542	353	5907	10334	2817	0	2812	4510	2023	2044	1974	2538	56834

878. Based on what the doctor has just told you, if you could, would you switch health insurance plans?

[VAR: INSRCHNG]

<u>RESPONSE</u>	<u>PUNCH</u>	<u>YEAR</u>														
		<u>1972-82</u>	<u>1982B</u>	<u>1983-87</u>	<u>1987B</u>	<u>1988-91</u>	<u>1993-98</u>	<u>2000</u>	<u>2002</u>	<u>2004</u>	<u>2006</u>	<u>2008</u>	<u>2010</u>	<u>2012</u>	<u>2014</u>	<u>ALL</u>
Yes	1	0	0	0	0	0	0	0	926	0	0	0	0	0	0	926
No	2	0	0	0	0	0	0	0	1366	0	0	0	0	0	0	1366
Maybe	3	0	0	0	0	0	0	0	437	0	0	0	0	0	0	437
Don't know	8	0	0	0	0	0	0	0	31	0	0	0	0	0	0	31
No answer	9	0	0	0	0	0	0	0	5	0	0	0	0	0	0	5
Not applicable	IAP	13626	354	7542	353	5907	10334	2817	0	2812	4510	2023	2044	1974	2538	56834

879. Based on what the doctor has just told you, would you seek a second opinion from another physician?

[VAR: SECOPIN]

<u>RESPONSE</u>	<u>PUNCH</u>	<u>YEAR</u>														
		<u>1972-82</u>	<u>1982B</u>	<u>1983-87</u>	<u>1987B</u>	<u>1988-91</u>	<u>1993-98</u>	<u>2000</u>	<u>2002</u>	<u>2004</u>	<u>2006</u>	<u>2008</u>	<u>2010</u>	<u>2012</u>	<u>2014</u>	<u>ALL</u>
Yes	1	0	0	0	0	0	0	0	1827	0	0	0	0	0	0	1827
No	2	0	0	0	0	0	0	0	635	0	0	0	0	0	0	635
Maybe	3	0	0	0	0	0	0	0	278	0	0	0	0	0	0	278
Don't know	8	0	0	0	0	0	0	0	21	0	0	0	0	0	0	21
No answer	9	0	0	0	0	0	0	0	4	0	0	0	0	0	0	4
Not applicable	IAP	13626	354	7542	353	5907	10334	2817	0	2812	4510	2023	2044	1974	2538	56834

**The Quality of Working Life Topical Module: Asked Alternating Years
(WRKTYPE-MISSWORK)**

880. How would you describe your work arrangement in your main job?

HAND CARD FR

[VAR: WRKTYPE]

RESPONSE	PUNCH	YEAR														
		<u>1972-82</u>	<u>1982B</u>	<u>1983-87</u>	<u>1987B</u>	<u>1988-91</u>	<u>1993-98</u>	<u>2000</u>	<u>2002</u>	<u>2004</u>	<u>2006</u>	<u>2008</u>	<u>2010</u>	<u>2012</u>	<u>2014</u>	<u>ALL</u>
Independent contractor/ consultant/freelance worker	1	0	0	0	0	0	0	0	247	0	239	0	155	0	177	818
On-call, work only when called to work	2	0	0	0	0	0	0	0	41	0	44	0	42	0	36	163
Paid by a temporary agency	3	0	0	0	0	0	0	0	15	0	21	0	16	0	7	59
Work for a contractor who provides workers/ services under contract	4	0	0	0	0	0	0	0	42	0	59	0	31	0	38	170
Regular, permanent employee	5	0	0	0	0	0	0	0	1432	0	1349	0	912	0	982	4675
Don't know	8	0	0	0	0	0	0	0	8	0	7	0	6	0	7	28
No answer	9	0	0	0	0	0	0	0	11	0	15	0	25	0	3	54
Not applicable	IAP	13626	354	7542	353	5907	10334	2817	969	2812	2776	2023	857	1974	1288	53632

REMARKS: Hand Card FR contains punches 1-5
WRKTYPE and all QWL questions were only asked of those with WRKSTAT 1-3

881. How long have you worked in your present job for your current employer?

[VAR: YEARSJOB]

RESPONSE	PUNCH	YEAR														
		<u>1972-82</u>	<u>1982B</u>	<u>1983-87</u>	<u>1987B</u>	<u>1988-91</u>	<u>1993-98</u>	<u>2000</u>	<u>2002</u>	<u>2004</u>	<u>2006</u>	<u>2008</u>	<u>2010</u>	<u>2012</u>	<u>2014</u>	<u>ALL</u>
Less than 1 year	0	0	0	0	0	0	0	0	411	0	419	0	234	0	247	1311
1-2 years	1-2	0	0	0	0	0	0	0	293	0	253	0	144	0	183	873
3-4 years	3-4	0	0	0	0	0	0	0	264	0	197	0	193	0	162	816
5-9 years	5-9	0	0	0	0	0	0	0	329	0	362	0	244	0	236	1171
10-19 years	10-19	0	0	0	0	0	0	0	310	0	293	0	197	0	249	1049
20-29 years	20-29	0	0	0	0	0	0	0	111	0	134	0	96	0	103	444
30 years or more	30+	0	0	0	0	0	0	0	58	0	55	0	48	0	61	222
Don't know	98	0	0	0	0	0	0	0	6	0	6	0	4	0	2	18
No answer	99	0	0	0	0	0	0	0	14	0	15	0	27	0	7	63
Not applicable	IAP	13626	354	7542	353	5907	10334	2817	969	2812	2776	2023	857	1974	1288	53632

REMARKS: See also JOBYEARS

882. In your main job, are you salaried, paid by the hour, or what?

[VAR: WAYPAID]

RESPONSE	PUNCH	YEAR														
		1972-82	1982B	1983-87	1987B	1988-91	1993-98	2000	2002	2004	2006	2008	2010	2012	2014	ALL
Salaried	1	0	0	0	0	0	0	0	606	0	624	0	408	0	410	2048
Paid by the hour	2	0	0	0	0	0	0	0	957	0	895	0	595	0	684	3131
Other	3	0	0	0	0	0	0	0	214	0	200	0	62	0	148	624
Commission	4	0	0	0	0	0	0	0	0	0	0	0	30	0	0	30
Self-employed	5	0	0	0	0	0	0	0	0	0	0	0	24	0	0	24
Paid by the job	6	0	0	0	0	0	0	0	0	0	0	0	27	0	0	27
Salary and bonus/commission	7	0	0	0	0	0	0	0	0	0	0	0	12	0	0	12
Tips	8	0	0	0	0	0	0	0	0	0	0	0	2	0	1	3
Don't know	98	0	0	0	0	0	0	0	7	0	2	0	2	0	7	18
No answer	99	0	0	0	0	0	0	0	12	0	13	0	25	0	0	50
Not applicable	IAP	13626	354	7542	353	5907	10334	2817	969	2812	2776	2023	857	1974	1288	53632

883. Which of the following best describes your usual work schedule?

HAND CARD FS

[VAR: WRKSCHED]

RESPONSE	PUNCH	YEAR														
		1972-82	1982B	1983-87	1987B	1988-91	1993-98	2000	2002	2004	2006	2008	2010	2012	2014	ALL
Day shift	1	0	0	0	0	0	0	0	1255	0	1271	0	851	0	874	4251
Afternoon shift	2	0	0	0	0	0	0	0	78	0	68	0	58	0	63	267
Night shift	3	0	0	0	0	0	0	0	122	0	102	0	64	0	76	364
Split shift	4	0	0	0	0	0	0	0	52	0	36	0	29	0	31	148
Irregular shift/on-call	5	0	0	0	0	0	0	0	175	0	160	0	106	0	109	550
Rotating shifts	6	0	0	0	0	0	0	0	90	0	80	0	50	0	90	310
Don't know	8	0	0	0	0	0	0	0	10	0	6	0	3	0	1	20
No answer	9	0	0	0	0	0	0	0	14	0	11	0	26	0	6	57
Not applicable	IAP	13626	354	7542	353	5907	10334	2817	969	2812	2776	2023	857	1974	1288	53632

REMARKS: Hand Card FS contains punches 1-6

884. How many days per month do you work extra hours beyond your usual schedule?

[VAR: MOREDAYS]

RESPONSE	PUNCH	YEAR														
		<u>1972-82</u>	<u>1982B</u>	<u>1983-87</u>	<u>1987B</u>	<u>1988-91</u>	<u>1993-98</u>	<u>2000</u>	<u>2002</u>	<u>2004</u>	<u>2006</u>	<u>2008</u>	<u>2010</u>	<u>2012</u>	<u>2014</u>	<u>ALL</u>
0	0	0	0	0	0	0	0	0	680	0	579	0	351	0	441	2051
1	1	0	0	0	0	0	0	0	77	0	78	0	93	0	68	316
2	2	0	0	0	0	0	0	0	149	0	143	0	130	0	105	527
3	3	0	0	0	0	0	0	0	98	0	76	0	87	0	62	323
4	4	0	0	0	0	0	0	0	128	0	132	0	75	0	105	440
5 to 9	5-9	0	0	0	0	0	0	0	241	0	253	0	142	0	180	816
10 to 19	10-19	0	0	0	0	0	0	0	186	0	206	0	135	0	123	650
20 days or more	20+	0	0	0	0	0	0	0	200	0	217	0	134	0	143	694
Don't know	98	0	0	0	0	0	0	0	22	0	36	0	13	0	20	91
No answer	99	0	0	0	0	0	0	0	15	0	14	0	27	0	3	59
Not applicable	IAP	13626	354	7542	353	5907	10334	2817	969	2812	2776	2023	857	1974	1288	53632

885. When you work extra hours on your main job, is it mandatory (required by your employer)?

[VAR: MUSTWORK]

RESPONSE	PUNCH	YEAR														
		<u>1972-82</u>	<u>1982B</u>	<u>1983-87</u>	<u>1987B</u>	<u>1988-91</u>	<u>1993-98</u>	<u>2000</u>	<u>2002</u>	<u>2004</u>	<u>2006</u>	<u>2008</u>	<u>2010</u>	<u>2012</u>	<u>2014</u>	<u>ALL</u>
Yes	1	0	0	0	0	0	0	0	461	0	451	0	322	0	357	1591
No	2	0	0	0	0	0	0	0	1293	0	1245	0	820	0	874	4232
Don't know	8	0	0	0	0	0	0	0	24	0	23	0	15	0	13	75
No answer	9	0	0	0	0	0	0	0	18	0	15	0	30	0	6	69
Not applicable	IAP	13626	354	7542	353	5907	10334	2817	969	2812	2776	2023	857	1974	1288	53632

886. How often are you allowed to change your starting and quitting times on a daily basis?

HAND CARD FT

[VAR: CHNGTME]

<u>RESPONSE</u>	<u>PUNCH</u>	<u>YEAR</u>														
		<u>1972-82</u>	<u>1982B</u>	<u>1983-87</u>	<u>1987B</u>	<u>1988-91</u>	<u>1993-98</u>	<u>2000</u>	<u>2002</u>	<u>2004</u>	<u>2006</u>	<u>2008</u>	<u>2010</u>	<u>2012</u>	<u>2014</u>	<u>ALL</u>
Often	1	0	0	0	0	0	0	0	583	0	598	0	372	0	412	1965
Sometimes	2	0	0	0	0	0	0	0	380	0	319	0	225	0	271	1195
Rarely	3	0	0	0	0	0	0	0	246	0	260	0	192	0	201	899
Never	4	0	0	0	0	0	0	0	559	0	536	0	364	0	358	1817
Don't know	8	0	0	0	0	0	0	0	12	0	8	0	7	0	3	30
No answer	9	0	0	0	0	0	0	0	16	0	13	0	27	0	5	61
Not applicable	IAP	13626	354	7542	353	5907	10334	2817	969	2812	2776	2023	857	1974	1288	53632

REMARKS: Hand Card FT contains punches 1-4

887. How often do you work at home as part of your job?

HAND CARD FU

[VAR: WRKHOME]

<u>RESPONSE</u>	<u>PUNCH</u>	<u>YEAR</u>														
		<u>1972-82</u>	<u>1982B</u>	<u>1983-87</u>	<u>1987B</u>	<u>1988-91</u>	<u>1993-98</u>	<u>2000</u>	<u>2002</u>	<u>2004</u>	<u>2006</u>	<u>2008</u>	<u>2010</u>	<u>2012</u>	<u>2014</u>	<u>ALL</u>
Never (SKIP TO FAMWKOFF)	1	0	0	0	0	0	0	0	1102	0	1019	0	674	0	744	3539
A few times a year	2	0	0	0	0	0	0	0	160	0	150	0	101	0	97	508
About once a month	3	0	0	0	0	0	0	0	93	0	110	0	80	0	67	350
About once a week	4	0	0	0	0	0	0	0	108	0	130	0	92	0	92	422
More than once a week	5	0	0	0	0	0	0	0	215	0	199	0	147	0	167	728
Worker works mainly at home	6	0	0	0	0	0	0	0	99	0	107	0	68	0	75	349
Don't know	8	0	0	0	0	0	0	0	6	0	8	0	0	0	1	15
No answer	9	0	0	0	0	0	0	0	13	0	11	0	25	0	7	56
Not applicable	IAP	13626	354	7542	353	5907	10334	2817	969	2812	2776	2023	857	1974	1288	53632

REMARKS: Hand Card FU contains punches 1-6

**IF WORKS AT HOME (WRKHOME EQUALS 2-6), ASK WHYWKHME.
IF NEVER WORKS AT HOME (WRKHOME EQUALS 1), GO TO FAMWKOFF.**

888. Is it usually because you want to, you have to in order to keep up with your job, or for some other reason?

HAND CARD FV

[VAR: WHYWKHME]

RESPONSE	PUNCH	YEAR														
		1972-82	1982B	1983-87	1987B	1988-91	1993-98	2000	2002	2004	2006	2008	2010	2012	2014	ALL
Worker wants to work at home	1	0	0	0	0	0	0	0	254	0	257	0	160	0	142	813
Worker has to work at home to keep up with job	2	0	0	0	0	0	0	0	224	0	225	0	189	0	203	841
Worker is operating home-based buisness	3	0	0	0	0	0	0	0	0	0	0	0	74	0	84	158
Other combinations and other reasons	4	0	0	0	0	0	0	0	197	0	213	0	60	0	69	539
Don't know	8	0	0	0	0	0	0	0	0	0	1	0	3	0	0	4
No answer	9	0	0	0	0	0	0	0	13	0	11	0	27	0	7	58
Not applicable (Punch 1 in WRKHOME)	IAP	13626	354	7542	353	5907	10334	2817	2077	2812	3803	2023	1531	1974	2033	57186

REMARKS: Hand Card FV contains punches 1-3

889. How hard is it to take time off during your work to take care of personal or family matters?

HAND CARD FW

[VAR: FAMWKOFF]

RESPONSE	PUNCH	YEAR														
		1972-82	1982B	1983-87	1987B	1988-91	1993-98	2000	2002	2004	2006	2008	2010	2012	2014	ALL
Not at all hard	1	0	0	0	0	0	0	0	832	0	723	0	443	0	494	2492
Not too hard	2	0	0	0	0	0	0	0	480	0	531	0	387	0	372	1770
Somewhat hard	3	0	0	0	0	0	0	0	270	0	269	0	218	0	247	1004
Very hard	4	0	0	0	0	0	0	0	191	0	190	0	110	0	130	621
Don't know	8	0	0	0	0	0	0	0	9	0	9	0	5	0	2	25
No answer	9	0	0	0	0	0	0	0	14	0	12	0	24	0	5	55
Not applicable	IAP	13626	354	7542	353	5907	10334	2817	969	2812	2776	2023	857	1974	1288	53632

REMARKS: Hand Card FW contains punches 1-4

890. How often do the demands of your job interfere with your family life?

HAND CARD FX

[VAR: WKVSFAM]

<u>RESPONSE</u>	<u>PUNCH</u>	<u>YEAR</u>														
		<u>1972-82</u>	<u>1982B</u>	<u>1983-87</u>	<u>1987B</u>	<u>1988-91</u>	<u>1993-98</u>	<u>2000</u>	<u>2002</u>	<u>2004</u>	<u>2006</u>	<u>2008</u>	<u>2010</u>	<u>2012</u>	<u>2014</u>	<u>ALL</u>
Often	1	0	0	0	0	0	0	0	231	0	196	0	171	151	167	916
Sometimes	2	0	0	0	0	0	0	0	471	0	524	0	351	339	424	2109
Rarely	3	0	0	0	0	0	0	0	568	0	525	0	377	354	350	2174
Never	4	0	0	0	0	0	0	0	506	0	470	0	264	302	302	1844
Don't know	8	0	0	0	0	0	0	0	6	0	8	0	1	5	1	21
No answer	9	0	0	0	0	0	0	0	14	0	11	0	23	28	6	82
Not applicable	IAP	13626	354	7542	353	5907	10334	2817	969	2812	2776	2023	857	795	1288	52453

REMARKS: Hand Card FX contains punches 1-4

891. How often do the demands of your family interfere with your work on the job?

HAND CARD FY

[VAR: FAMVSWK]

<u>RESPONSE</u>	<u>PUNCH</u>	<u>YEAR</u>														
		<u>1972-82</u>	<u>1982B</u>	<u>1983-87</u>	<u>1987B</u>	<u>1988-91</u>	<u>1993-98</u>	<u>2000</u>	<u>2002</u>	<u>2004</u>	<u>2006</u>	<u>2008</u>	<u>2010</u>	<u>2012</u>	<u>2014</u>	<u>ALL</u>
Often	1	0	0	0	0	0	0	0	100	0	67	0	54	0	73	294
Sometimes	2	0	0	0	0	0	0	0	431	0	430	0	267	0	305	1433
Rarely	3	0	0	0	0	0	0	0	635	0	663	0	487	0	483	2268
Never	4	0	0	0	0	0	0	0	610	0	555	0	355	0	382	1902
Don't know	8	0	0	0	0	0	0	0	6	0	8	0	1	0	2	17
No answer	9	0	0	0	0	0	0	0	14	0	11	0	23	0	5	53
Not applicable	IAP	13626	354	7542	353	5907	10334	2817	969	2812	2776	2023	857	1974	1288	53632

REMARKS: Hand Card FY contains punches 1-4
See also JOBVSHME

892. After an average work day, about how many hours do you have to relax or pursue activities that you enjoy?

[VAR: HRSRELAX]

RESPONSE	PUNCH	YEAR														
		<u>1972-82</u>	<u>1982B</u>	<u>1983-87</u>	<u>1987B</u>	<u>1988-91</u>	<u>1993-98</u>	<u>2000</u>	<u>2002</u>	<u>2004</u>	<u>2006</u>	<u>2008</u>	<u>2010</u>	<u>2012</u>	<u>2014</u>	<u>ALL</u>
0	0	0	0	0	0	0	0	0	114	0	64	0	60	0	78	316
1	1	0	0	0	0	0	0	0	186	0	194	0	122	0	133	635
2	2	0	0	0	0	0	0	0	336	0	360	0	237	0	237	1170
3	3	0	0	0	0	0	0	0	251	0	292	0	201	0	212	956
4	4	0	0	0	0	0	0	0	316	0	324	0	201	0	230	1071
5-9	5-9	0	0	0	0	0	0	0	478	0	416	0	295	0	297	1486
10 hours or more	10+	0	0	0	0	0	0	0	75	0	53	0	38	0	46	212
Don't know	98	0	0	0	0	0	0	0	27	0	19	0	10	0	8	64
No answer	99	0	0	0	0	0	0	0	13	0	12	0	23	0	9	57
Not applicable	IAP	13626	354	7542	353	5907	10334	2817	969	2812	2776	2023	857	1974	1288	53632

REMARKS: Results have been collapsed for convenience of display.

893. Do you have any jobs besides your main job or do any other work for pay?

[VAR: SECONDWK]

RESPONSE	PUNCH	YEAR														
		<u>1972-82</u>	<u>1982B</u>	<u>1983-87</u>	<u>1987B</u>	<u>1988-91</u>	<u>1993-98</u>	<u>2000</u>	<u>2002</u>	<u>2004</u>	<u>2006</u>	<u>2008</u>	<u>2010</u>	<u>2012</u>	<u>2014</u>	<u>ALL</u>
Yes	1	0	0	0	0	0	0	0	306	0	285	0	193	0	182	966
No	2	0	0	0	0	0	0	0	1471	0	1438	0	970	0	1061	4940
Don't know	8	0	0	0	0	0	0	0	6	0	2	0	0	0	0	8
No answer	9	0	0	0	0	0	0	0	13	0	9	0	24	0	7	53
Not applicable	IAP	13626	354	7542	353	5907	10334	2817	969	2812	2776	2023	857	1974	1288	53632

894. Now I'm going to read you a list of statements that might or might not describe your main job. Please tell me whether you strongly agree, agree, disagree, or strongly disagree with each of these statements.

A. My job requires that I keep learning new things

[VAR: LEARNNEW]

<u>RESPONSE</u>	<u>PUNCH</u>	<u>YEAR</u>														
		<u>1972-82</u>	<u>1982B</u>	<u>1983-87</u>	<u>1987B</u>	<u>1988-91</u>	<u>1993-98</u>	<u>2000</u>	<u>2002</u>	<u>2004</u>	<u>2006</u>	<u>2008</u>	<u>2010</u>	<u>2012</u>	<u>2014</u>	<u>ALL</u>
Strongly agree	1	0	0	0	0	0	0	0	748	0	746	0	530	0	530	2554
Agree	2	0	0	0	0	0	0	0	782	0	691	0	482	0	551	2506
Disagree	3	0	0	0	0	0	0	0	177	0	217	0	120	0	142	656
Strongly disagree	4	0	0	0	0	0	0	0	70	0	62	0	32	0	18	182
Don't know	8	0	0	0	0	0	0	0	6	0	8	0	0	0	3	17
No answer	9	0	0	0	0	0	0	0	13	0	10	0	23	0	6	52
Not applicable	IAP	13626	354	7542	353	5907	10334	2817	969	2812	2776	2023	857	1974	1288	53632

B. My job requires that I work very fast

[VAR: WORKFAST]

<u>RESPONSE</u>	<u>PUNCH</u>	<u>YEAR</u>														
		<u>1972-82</u>	<u>1982B</u>	<u>1983-87</u>	<u>1987B</u>	<u>1988-91</u>	<u>1993-98</u>	<u>2000</u>	<u>2002</u>	<u>2004</u>	<u>2006</u>	<u>2008</u>	<u>2010</u>	<u>2012</u>	<u>2014</u>	<u>ALL</u>
Strongly agree	1	0	0	0	0	0	0	0	388	0	360	0	239	0	292	1279
Agree	2	0	0	0	0	0	0	0	716	0	772	0	526	0	587	2601
Disagree	3	0	0	0	0	0	0	0	601	0	511	0	357	0	334	1803
Strongly disagree	4	0	0	0	0	0	0	0	69	0	71	0	38	0	27	205
Don't know	8	0	0	0	0	0	0	0	9	0	9	0	3	0	5	26
No answer	9	0	0	0	0	0	0	0	13	0	11	0	24	0	5	53
Not applicable	IAP	13626	354	7542	353	5907	10334	2817	969	2812	2776	2023	857	1974	1288	53632

C. I get to do a number of different things on my job

[VAR: WORKDIFF]

<u>RESPONSE</u>	<u>PUNCH</u>	<u>YEAR</u>														
		<u>1972-82</u>	<u>1982B</u>	<u>1983-87</u>	<u>1987B</u>	<u>1988-91</u>	<u>1993-98</u>	<u>2000</u>	<u>2002</u>	<u>2004</u>	<u>2006</u>	<u>2008</u>	<u>2010</u>	<u>2012</u>	<u>2014</u>	<u>ALL</u>
Strongly agree	1	0	0	0	0	0	0	0	750	0	726	0	478	0	434	2388
Agree	2	0	0	0	0	0	0	0	836	0	780	0	563	0	679	2858
Disagree	3	0	0	0	0	0	0	0	158	0	188	0	101	0	113	560
Strongly disagree	4	0	0	0	0	0	0	0	32	0	21	0	20	0	16	89
Don't know	8	0	0	0	0	0	0	0	7	0	7	0	2	0	3	19
No answer	9	0	0	0	0	0	0	0	13	0	12	0	23	0	5	53
Not applicable	IAP	13626	354	7542	353	5907	10334	2817	969	2812	2776	2023	857	1974	1288	53632

D. I have a lot of say about what happens on my job

[VAR: LOTOSAY]

RESPONSE	PUNCH	YEAR														
		1972-82	1982B	1983-87	1987B	1988-91	1993-98	2000	2002	2004	2006	2008	2010	2012	2014	ALL
Strongly agree	1	0	0	0	0	0	0	0	545	0	504	0	0	0	0	1049
Agree	2	0	0	0	0	0	0	0	741	0	675	0	0	0	0	1416
Disagree	3	0	0	0	0	0	0	0	385	0	416	0	0	0	0	801
Strongly disagree	4	0	0	0	0	0	0	0	101	0	117	0	0	0	0	218
Don't know	8	0	0	0	0	0	0	0	11	0	10	0	0	0	0	21
No answer	9	0	0	0	0	0	0	0	13	0	12	0	0	0	0	25
Not applicable	IAP	13626	354	7542	353	5907	10334	2817	969	2812	2776	2023	2044	1974	2538	56069

REMARKS: See also LOTTOSAY

E. My main satisfaction in life comes from work

[VAR: WKTOPSAT]

RESPONSE	PUNCH	YEAR														
		1972-82	1982B	1983-87	1987B	1988-91	1993-98	2000	2002	2004	2006	2008	2010	2012	2014	ALL
Strongly agree	1	0	0	0	0	0	0	0	128	0	99	0	0	0	0	227
Agree	2	0	0	0	0	0	0	0	369	0	387	0	0	0	0	756
Disagree	3	0	0	0	0	0	0	0	883	0	832	0	0	0	0	1715
Strongly disagree	4	0	0	0	0	0	0	0	389	0	393	0	0	0	0	782
Don't know	8	0	0	0	0	0	0	0	14	0	12	0	0	0	0	26
No answer	9	0	0	0	0	0	0	0	13	0	11	0	0	0	0	24
Not applicable	IAP	13626	354	7542	353	5907	10334	2817	969	2812	2776	2023	2044	1974	2538	56069

F. I have too much work to do everything well

[VAR: OVERWORK]

RESPONSE	PUNCH	YEAR														
		1972-82	1982B	1983-87	1987B	1988-91	1993-98	2000	2002	2004	2006	2008	2010	2012	2014	ALL
Strongly agree	1	0	0	0	0	0	0	0	113	0	98	0	93	0	100	404
Agree	2	0	0	0	0	0	0	0	367	0	361	0	285	0	321	1334
Disagree	3	0	0	0	0	0	0	0	1083	0	1063	0	668	0	732	3546
Strongly disagree	4	0	0	0	0	0	0	0	206	0	189	0	114	0	89	598
Don't know	8	0	0	0	0	0	0	0	14	0	10	0	4	0	1	29
No answer	9	0	0	0	0	0	0	0	13	0	13	0	23	0	7	56
Not applicable	IAP	13626	354	7542	353	5907	10334	2817	969	2812	2776	2023	857	1974	1288	53632

G. On my job, I know exactly what is expected of me

[VAR: KNOWWHAT]

RESPONSE	PUNCH	YEAR														
		1972-82	1982B	1983-87	1987B	1988-91	1993-98	2000	2002	2004	2006	2008	2010	2012	2014	ALL
Strongly agree	1	0	0	0	0	0	0	0	772	0	721	0	468	0	516	2477
Agree	2	0	0	0	0	0	0	0	890	0	862	0	626	0	670	3048
Disagree	3	0	0	0	0	0	0	0	91	0	111	0	58	0	53	313
Strongly disagree	4	0	0	0	0	0	0	0	22	0	19	0	11	0	4	56
Don't know	8	0	0	0	0	0	0	0	8	0	9	0	1	0	1	19
No answer	9	0	0	0	0	0	0	0	13	0	12	0	23	0	6	54
Not applicable	IAP	13626	354	7542	353	5907	10334	2817	969	2812	2776	2023	857	1974	1288	53632

H. My job lets me use my skills and abilities

[VAR: MYSKILLS]

RESPONSE	PUNCH	YEAR														
		1972-82	1982B	1983-87	1987B	1988-91	1993-98	2000	2002	2004	2006	2008	2010	2012	2014	ALL
Strongly agree	1	0	0	0	0	0	0	0	711	0	698	0	481	0	0	1890
Agree	2	0	0	0	0	0	0	0	879	0	831	0	576	0	0	2286
Disagree	3	0	0	0	0	0	0	0	142	0	155	0	87	0	0	384
Strongly disagree	4	0	0	0	0	0	0	0	43	0	29	0	19	0	0	91
Don't know	8	0	0	0	0	0	0	0	7	0	9	0	1	0	0	17
No answer	9	0	0	0	0	0	0	0	14	0	12	0	23	0	0	49
Not applicable	IAP	13626	354	7542	353	5907	10334	2817	969	2812	2776	2023	857	1974	2538	54882

I. At the place where I work, I am treated with respect

[VAR: RESPECT]

RESPONSE	PUNCH	YEAR														
		1972-82	1982B	1983-87	1987B	1988-91	1993-98	2000	2002	2004	2006	2008	2010	2012	2014	ALL
Strongly agree	1	0	0	0	0	0	0	0	715	0	696	0	438	0	442	2291
Agree	2	0	0	0	0	0	0	0	924	0	880	0	628	0	704	3136
Disagree	3	0	0	0	0	0	0	0	105	0	97	0	72	0	77	351
Strongly disagree	4	0	0	0	0	0	0	0	31	0	36	0	23	0	21	111
Don't know	8	0	0	0	0	0	0	0	6	0	10	0	2	0	0	18
No answer	9	0	0	0	0	0	0	0	15	0	15	0	24	0	6	60
Not applicable	IAP	13626	354	7542	353	5907	10334	2817	969	2812	2776	2023	857	1974	1288	53632

J. I trust the management at the place where I work

[VAR: TRUSTMAN]

RESPONSE	PUNCH	YEAR														
		1972-82	1982B	1983-87	1987B	1988-91	1993-98	2000	2002	2004	2006	2008	2010	2012	2014	ALL
Strongly agree	1	0	0	0	0	0	0	0	548	0	534	0	350	0	369	1801
Agree	2	0	0	0	0	0	0	0	818	0	785	0	595	0	656	2854
Disagree	3	0	0	0	0	0	0	0	298	0	269	0	157	0	172	896
Strongly disagree	4	0	0	0	0	0	0	0	101	0	100	0	55	0	35	291
Don't know	8	0	0	0	0	0	0	0	13	0	28	0	3	0	9	53
No answer	9	0	0	0	0	0	0	0	18	0	18	0	27	0	9	72
Not applicable	IAP	13626	354	7542	353	5907	10334	2817	969	2812	2776	2023	857	1974	1288	53632

K. The safety of workers is a high priority with management where I work

[VAR: SAFETYWK]

RESPONSE	PUNCH	YEAR														
		1972-82	1982B	1983-87	1987B	1988-91	1993-98	2000	2002	2004	2006	2008	2010	2012	2014	ALL
Strongly agree	1	0	0	0	0	0	0	0	770	0	758	0	477	0	547	2552
Agree	2	0	0	0	0	0	0	0	815	0	765	0	562	0	602	2744
Disagree	3	0	0	0	0	0	0	0	136	0	136	0	90	0	73	435
Strongly disagree	4	0	0	0	0	0	0	0	37	0	23	0	21	0	12	93
Don't know	8	0	0	0	0	0	0	0	21	0	34	0	10	0	8	73
No answer	9	0	0	0	0	0	0	0	17	0	18	0	27	0	8	70
Not applicable	IAP	13626	354	7542	353	5907	10334	2817	969	2812	2776	2023	857	1974	1288	53632

L. There are no significant compromises or shortcuts taken when worker safety is at stake

[VAR: SAFEFRST]

RESPONSE	PUNCH	YEAR														
		1972-82	1982B	1983-87	1987B	1988-91	1993-98	2000	2002	2004	2006	2008	2010	2012	2014	ALL
Strongly agree	1	0	0	0	0	0	0	0	733	0	710	0	464	0	542	2449
Agree	2	0	0	0	0	0	0	0	815	0	790	0	583	0	587	2775
Disagree	3	0	0	0	0	0	0	0	157	0	146	0	84	0	84	471
Strongly disagree	4	0	0	0	0	0	0	0	47	0	30	0	16	0	13	106
Don't know	8	0	0	0	0	0	0	0	26	0	41	0	12	0	14	93
No answer	9	0	0	0	0	0	0	0	18	0	17	0	28	0	10	73
Not applicable	IAP	13626	354	7542	353	5907	10334	2817	969	2812	2776	2023	857	1974	1288	53632

M. Where I work, employees and management work together to ensure the safest possible working conditions

[VAR: TEAMSAFE]

RESPONSE	PUNCH	YEAR														
		1972-82	1982B	1983-87	1987B	1988-91	1993-98	2000	2002	2004	2006	2008	2010	2012	2014	ALL
Strongly agree	1	0	0	0	0	0	0	0	652	0	631	0	411	0	477	2171
Agree	2	0	0	0	0	0	0	0	900	0	882	0	630	0	658	3070
Disagree	3	0	0	0	0	0	0	0	168	0	128	0	85	0	81	462
Strongly disagree	4	0	0	0	0	0	0	0	37	0	26	0	18	0	13	94
Don't know	8	0	0	0	0	0	0	0	23	0	47	0	14	0	12	96
No answer	9	0	0	0	0	0	0	0	16	0	20	0	29	0	9	74
Not applicable	IAP	13626	354	7542	353	5907	10334	2817	969	2812	2776	2023	857	1974	1288	53632

N. The safety and health conditions where I work are good

[VAR: SAFEHLTH]

RESPONSE	PUNCH	YEAR														
		1972-82	1982B	1983-87	1987B	1988-91	1993-98	2000	2002	2004	2006	2008	2010	2012	2014	ALL
Strongly agree	1	0	0	0	0	0	0	0	650	0	667	0	422	0	489	2228
Agree	2	0	0	0	0	0	0	0	969	0	923	0	655	0	689	3236
Disagree	3	0	0	0	0	0	0	0	131	0	89	0	58	0	51	329
Strongly disagree	4	0	0	0	0	0	0	0	21	0	17	0	18	0	11	67
Don't know	8	0	0	0	0	0	0	0	10	0	24	0	7	0	3	44
No answer	9	0	0	0	0	0	0	0	15	0	14	0	27	0	7	63
Not applicable	IAP	13626	354	7542	353	5907	10334	2817	969	2812	2776	2023	857	1974	1288	53632

O. I am proud to be working for my employer

[VAR: PROUDEMP]

RESPONSE	PUNCH	YEAR														
		1972-82	1982B	1983-87	1987B	1988-91	1993-98	2000	2002	2004	2006	2008	2010	2012	2014	ALL
Strongly agree	1	0	0	0	0	0	0	0	673	0	622	0	427	0	468	2190
Agree	2	0	0	0	0	0	0	0	910	0	906	0	614	0	673	3103
Disagree	3	0	0	0	0	0	0	0	150	0	123	0	84	0	71	428
Strongly disagree	4	0	0	0	0	0	0	0	32	0	31	0	25	0	18	106
Don't know	8	0	0	0	0	0	0	0	14	0	35	0	10	0	8	67
No answer	9	0	0	0	0	0	0	0	17	0	17	0	27	0	12	73
Not applicable	IAP	13626	354	7542	353	5907	10334	2817	969	2812	2776	2023	857	1974	1288	53632

REMARKS: See also PROUDORG.

P. Conditions on my job allow me to be about as productive as I could be

[VAR: PRODTIV]

RESPONSE	PUNCH	YEAR														
		1972-82	1982B	1983-87	1987B	1988-91	1993-98	2000	2002	2004	2006	2008	2010	2012	2014	ALL
Strongly agree	1	0	0	0	0	0	0	0	505	0	486	0	324	0	353	1668
Agree	2	0	0	0	0	0	0	0	971	0	941	0	674	0	749	3335
Disagree	3	0	0	0	0	0	0	0	254	0	241	0	140	0	121	756
Strongly disagree	4	0	0	0	0	0	0	0	42	0	33	0	17	0	17	109
Don't know	8	0	0	0	0	0	0	0	9	0	19	0	6	0	3	37
No answer	9	0	0	0	0	0	0	0	15	0	14	0	26	0	7	62
Not applicable	IAP	13626	354	7542	353	5907	10334	2817	969	2812	2776	2023	857	1974	1288	53632

Q. The place where I work is run in a smooth and effective manner

[VAR: WKSMOOTH]

RESPONSE	PUNCH	YEAR														
		1972-82	1982B	1983-87	1987B	1988-91	1993-98	2000	2002	2004	2006	2008	2010	2012	2014	ALL
Strongly agree	1	0	0	0	0	0	0	0	397	0	364	0	246	0	256	1263
Agree	2	0	0	0	0	0	0	0	925	0	898	0	679	0	735	3237
Disagree	3	0	0	0	0	0	0	0	367	0	354	0	179	0	213	1113
Strongly disagree	4	0	0	0	0	0	0	0	81	0	82	0	46	0	34	243
Don't know	8	0	0	0	0	0	0	0	11	0	22	0	10	0	3	46
No answer	9	0	0	0	0	0	0	0	15	0	14	0	27	0	9	65
Not applicable	IAP	13626	354	7542	353	5907	10334	2817	969	2812	2776	2023	857	1974	1288	53632

R. Workers need strong trade unions to protect their interests

[VAR: TRDUNION]

RESPONSE	PUNCH	YEAR														
		1972-82	1982B	1983-87	1987B	1988-91	1993-98	2000	2002	2004	2006	2008	2010	2012	2014	ALL
Strongly agree	1	0	0	0	0	0	0	0	214	0	163	0	101	0	118	596
Agree	2	0	0	0	0	0	0	0	599	0	526	0	413	0	436	1974
Disagree	3	0	0	0	0	0	0	0	680	0	723	0	478	0	496	2377
Strongly disagree	4	0	0	0	0	0	0	0	211	0	218	0	119	0	114	662
Don't know	8	0	0	0	0	0	0	0	72	0	90	0	47	0	68	277
No answer	9	0	0	0	0	0	0	0	20	0	14	0	29	0	18	81
Not applicable	IAP	13626	354	7542	353	5907	10334	2817	969	2812	2776	2023	857	1974	1288	53632

895. In your job, do you normally work as part of a team, or do you mostly work on your own?

[VAR: PARTTEAM]

RESPONSE	PUNCH	YEAR														
		<u>1972-82</u>	<u>1982B</u>	<u>1983-87</u>	<u>1987B</u>	<u>1988-91</u>	<u>1993-98</u>	<u>2000</u>	<u>2002</u>	<u>2004</u>	<u>2006</u>	<u>2008</u>	<u>2010</u>	<u>2012</u>	<u>2014</u>	<u>ALL</u>
Yes, I work as part of a team	1	0	0	0	0	0	0	0	1015	0	850	0	629	0	683	3177
No, I work mostly on my own	2	0	0	0	0	0	0	0	759	0	861	0	531	0	556	2707
Don't know	8	0	0	0	0	0	0	0	8	0	11	0	2	0	5	26
No answer	9	0	0	0	0	0	0	0	14	0	12	0	25	0	6	57
Not applicable	IAP	13626	354	7542	353	5907	10334	2817	969	2812	2776	2023	857	1974	1288	53632

896. A. In your job, how often do you take part with others in making decisions that affect you?

[VAR: WKDECIDE]

RESPONSE	PUNCH	YEAR														
		<u>1972-82</u>	<u>1982B</u>	<u>1983-87</u>	<u>1987B</u>	<u>1988-91</u>	<u>1993-98</u>	<u>2000</u>	<u>2002</u>	<u>2004</u>	<u>2006</u>	<u>2008</u>	<u>2010</u>	<u>2012</u>	<u>2014</u>	<u>ALL</u>
Often	1	0	0	0	0	0	0	0	766	0	669	0	476	0	483	2394
Sometimes	2	0	0	0	0	0	0	0	622	0	615	0	428	0	467	2132
Rarely	3	0	0	0	0	0	0	0	253	0	260	0	156	0	167	836
Never	4	0	0	0	0	0	0	0	136	0	164	0	101	0	126	527
Don't know	8	0	0	0	0	0	0	0	5	0	14	0	2	0	1	22
No answer	9	0	0	0	0	0	0	0	14	0	12	0	24	0	6	56
Not applicable	IAP	13626	354	7542	353	5907	10334	2817	969	2812	2776	2023	857	1974	1288	53632

B. How often do you participate with others in helping set the way things are done on your job?

[VAR: SETTHNGS]

RESPONSE	PUNCH	YEAR														
		<u>1972-82</u>	<u>1982B</u>	<u>1983-87</u>	<u>1987B</u>	<u>1988-91</u>	<u>1993-98</u>	<u>2000</u>	<u>2002</u>	<u>2004</u>	<u>2006</u>	<u>2008</u>	<u>2010</u>	<u>2012</u>	<u>2014</u>	<u>ALL</u>
Often	1	0	0	0	0	0	0	0	819	0	739	0	0	0	0	1558
Sometimes	2	0	0	0	0	0	0	0	616	0	565	0	0	0	0	1181
Rarely	3	0	0	0	0	0	0	0	215	0	248	0	0	0	0	463
Never	4	0	0	0	0	0	0	0	126	0	155	0	0	0	0	281
Don't know	8	0	0	0	0	0	0	0	6	0	15	0	0	0	0	21
No answer	9	0	0	0	0	0	0	0	14	0	12	0	0	0	0	26
Not applicable	IAP	13626	354	7542	353	5907	10334	2817	969	2812	2776	2023	2044	1974	2538	56069

C. How often are there not enough people or staff to get all the work done?

[VAR: TOOFEWWK]

<u>RESPONSE</u>	<u>PUNCH</u>	<u>YEAR</u>														
		<u>1972-82</u>	<u>1982B</u>	<u>1983-87</u>	<u>1987B</u>	<u>1988-91</u>	<u>1993-98</u>	<u>2000</u>	<u>2002</u>	<u>2004</u>	<u>2006</u>	<u>2008</u>	<u>2010</u>	<u>2012</u>	<u>2014</u>	<u>ALL</u>
Often	1	0	0	0	0	0	0	0	466	0	492	0	264	0	280	1502
Sometimes	2	0	0	0	0	0	0	0	584	0	558	0	402	0	470	2014
Rarely	3	0	0	0	0	0	0	0	507	0	444	0	339	0	335	1625
Never	4	0	0	0	0	0	0	0	208	0	213	0	151	0	157	729
Don't know	8	0	0	0	0	0	0	0	16	0	15	0	7	0	1	39
No answer	9	0	0	0	0	0	0	0	15	0	12	0	24	0	7	58
Not applicable	IAP	13626	354	7542	353	5907	10334	2817	969	2812	2776	2023	857	1974	1288	53632

897. Now I'm going to read you another list of statements about your main job. For each, please tell me if the statement is very true, somewhat true, not too true, or not at all true with respect to the work you do.

A. The chances for promotion are good

[VAR: PROMTEOK]

<u>RESPONSE</u>	<u>PUNCH</u>	<u>YEAR</u>														
		<u>1972-82</u>	<u>1982B</u>	<u>1983-87</u>	<u>1987B</u>	<u>1988-91</u>	<u>1993-98</u>	<u>2000</u>	<u>2002</u>	<u>2004</u>	<u>2006</u>	<u>2008</u>	<u>2010</u>	<u>2012</u>	<u>2014</u>	<u>ALL</u>
Very true	1	0	0	0	0	0	0	0	364	0	327	0	197	0	250	1138
Somewhat true	2	0	0	0	0	0	0	0	604	0	604	0	421	0	452	2081
Not too true	3	0	0	0	0	0	0	0	401	0	389	0	272	0	307	1369
Not at all true	4	0	0	0	0	0	0	0	375	0	343	0	252	0	218	1188
Don't know	8	0	0	0	0	0	0	0	31	0	48	0	14	0	12	105
No answer	9	0	0	0	0	0	0	0	21	0	23	0	31	0	11	86
Not applicable	IAP	13626	354	7542	353	5907	10334	2817	969	2812	2776	2023	857	1974	1288	53632

B. I have an opportunity to develop my own special abilities

[VAR: OPDEVEL]

<u>RESPONSE</u>	<u>PUNCH</u>	<u>YEAR</u>														
		<u>1972-82</u>	<u>1982B</u>	<u>1983-87</u>	<u>1987B</u>	<u>1988-91</u>	<u>1993-98</u>	<u>2000</u>	<u>2002</u>	<u>2004</u>	<u>2006</u>	<u>2008</u>	<u>2010</u>	<u>2012</u>	<u>2014</u>	<u>ALL</u>
Very true	1	0	0	0	0	0	0	0	743	0	661	0	463	0	479	2346
Somewhat true	2	0	0	0	0	0	0	0	686	0	689	0	475	0	516	2366
Not too true	3	0	0	0	0	0	0	0	220	0	226	0	142	0	180	768
Not at all true	4	0	0	0	0	0	0	0	121	0	120	0	75	0	66	382
Don't know	8	0	0	0	0	0	0	0	11	0	19	0	7	0	2	39
No answer	9	0	0	0	0	0	0	0	15	0	19	0	25	0	7	66
Not applicable	IAP	13626	354	7542	353	5907	10334	2817	969	2812	2776	2023	857	1974	1288	53632

C. I receive enough help and equipment to get the job done

[VAR: HLPEQUIP]

RESPONSE	PUNCH	YEAR														
		1972-82	1982B	1983-87	1987B	1988-91	1993-98	2000	2002	2004	2006	2008	2010	2012	2014	ALL
Very true	1	0	0	0	0	0	0	0	857	0	759	0	536	0	589	2741
Somewhat true	2	0	0	0	0	0	0	0	677	0	679	0	466	0	511	2333
Not too true	3	0	0	0	0	0	0	0	171	0	184	0	106	0	98	559
Not at all true	4	0	0	0	0	0	0	0	68	0	77	0	52	0	42	239
Don't know	8	0	0	0	0	0	0	0	9	0	18	0	2	0	3	32
No answer	9	0	0	0	0	0	0	0	14	0	17	0	25	0	7	63
Not applicable	IAP	13626	354	7542	353	5907	10334	2817	969	2812	2776	2023	857	1974	1288	53632

D. I have enough information to get the job done

[VAR: HAVEINFO]

RESPONSE	PUNCH	YEAR														
		1972-82	1982B	1983-87	1987B	1988-91	1993-98	2000	2002	2004	2006	2008	2010	2012	2014	ALL
Very true	1	0	0	0	0	0	0	0	1055	0	941	0	664	0	732	3392
Somewhat true	2	0	0	0	0	0	0	0	621	0	663	0	437	0	455	2176
Not too true	3	0	0	0	0	0	0	0	64	0	74	0	43	0	45	226
Not at all true	4	0	0	0	0	0	0	0	37	0	24	0	18	0	11	90
Don't know	8	0	0	0	0	0	0	0	5	0	16	0	1	0	1	23
No answer	9	0	0	0	0	0	0	0	14	0	16	0	24	0	6	60
Not applicable	IAP	13626	354	7542	353	5907	10334	2817	969	2812	2776	2023	857	1974	1288	53632

E. I am given a lot of freedom to decide how to do my own work

[VAR: WKFREEDM]

RESPONSE	PUNCH	YEAR														
		1972-82	1982B	1983-87	1987B	1988-91	1993-98	2000	2002	2004	2006	2008	2010	2012	2014	ALL
Very true	1	0	0	0	0	0	0	0	1011	0	951	0	653	0	687	3302
Somewhat true	2	0	0	0	0	0	0	0	537	0	525	0	364	0	389	1815
Not too true	3	0	0	0	0	0	0	0	148	0	159	0	91	0	127	525
Not at all true	4	0	0	0	0	0	0	0	79	0	66	0	54	0	38	237
Don't know	8	0	0	0	0	0	0	0	6	0	17	0	1	0	3	27
No answer	9	0	0	0	0	0	0	0	15	0	16	0	24	0	6	61
Not applicable	IAP	13626	354	7542	353	5907	10334	2817	969	2812	2776	2023	857	1974	1288	53632

F. My fringe benefits are good

[VAR: FRINGEOK]

RESPONSE	PUNCH	YEAR														
		1972-82	1982B	1983-87	1987B	1988-91	1993-98	2000	2002	2004	2006	2008	2010	2012	2014	ALL
Very true	1	0	0	0	0	0	0	0	705	0	636	0	416	0	466	2223
Somewhat true	2	0	0	0	0	0	0	0	548	0	539	0	389	0	441	1917
Not too true	3	0	0	0	0	0	0	0	214	0	211	0	138	0	162	725
Not at all true	4	0	0	0	0	0	0	0	304	0	301	0	202	0	163	970
Don't know	8	0	0	0	0	0	0	0	10	0	31	0	13	0	9	63
No answer	9	0	0	0	0	0	0	0	15	0	16	0	29	0	9	69
Not applicable	IAP	13626	354	7542	353	5907	10334	2817	969	2812	2776	2023	857	1974	1288	53632

G. My supervisor is concerned with the welfare of those under him or her

[VAR: SUPCARES]

RESPONSE	PUNCH	YEAR														
		1972-82	1982B	1983-87	1987B	1988-91	1993-98	2000	2002	2004	2006	2008	2010	2012	2014	ALL
Very true	1	0	0	0	0	0	0	0	885	0	809	0	547	502	627	3370
Somewhat true	2	0	0	0	0	0	0	0	563	0	550	0	374	399	392	2278
Not too true	3	0	0	0	0	0	0	0	148	0	149	0	108	88	123	616
Not at all true	4	0	0	0	0	0	0	0	134	0	123	0	90	105	68	520
Don't know	8	0	0	0	0	0	0	0	39	0	70	0	29	46	25	209
No answer	9	0	0	0	0	0	0	0	27	0	33	0	39	39	15	153
Not applicable	IAP	13626	354	7542	353	5907	10334	2817	969	2812	2776	2023	857	795	1288	52453

H. I am free from the conflicting demands that other people make of me

[VAR: CONDEMND]

RESPONSE	PUNCH	YEAR														
		1972-82	1982B	1983-87	1987B	1988-91	1993-98	2000	2002	2004	2006	2008	2010	2012	2014	ALL
Very true	1	0	0	0	0	0	0	0	479	0	430	0	273	0	343	1525
Somewhat true	2	0	0	0	0	0	0	0	722	0	739	0	539	0	564	2564
Not too true	3	0	0	0	0	0	0	0	350	0	352	0	215	0	218	1135
Not at all true	4	0	0	0	0	0	0	0	184	0	137	0	109	0	83	513
Don't know	8	0	0	0	0	0	0	0	44	0	57	0	23	0	33	157
No answer	9	0	0	0	0	0	0	0	17	0	19	0	28	0	9	73
Not applicable	IAP	13626	354	7542	353	5907	10334	2817	969	2812	2776	2023	857	1974	1288	53632

I. Promotions are handled fairly

[VAR: PROMTEFR]

RESPONSE	PUNCH	YEAR														
		1972-82	1982B	1983-87	1987B	1988-91	1993-98	2000	2002	2004	2006	2008	2010	2012	2014	ALL
Very true	1	0	0	0	0	0	0	0	507	0	469	0	329	0	368	1673
Somewhat true	2	0	0	0	0	0	0	0	622	0	629	0	443	0	474	2168
Not too true	3	0	0	0	0	0	0	0	275	0	247	0	161	0	191	874
Not at all true	4	0	0	0	0	0	0	0	254	0	207	0	149	0	123	733
Don't know	8	0	0	0	0	0	0	0	108	0	153	0	63	0	79	403
No answer	9	0	0	0	0	0	0	0	30	0	29	0	42	0	15	116
Not applicable	IAP	13626	354	7542	353	5907	10334	2817	969	2812	2776	2023	857	1974	1288	53632

J. The people I work with take a personal interest in me

[VAR: COWRKINT]

RESPONSE	PUNCH	YEAR														
		1972-82	1982B	1983-87	1987B	1988-91	1993-98	2000	2002	2004	2006	2008	2010	2012	2014	ALL
Very true	1	0	0	0	0	0	0	0	789	0	699	0	469	0	493	2450
Somewhat true	2	0	0	0	0	0	0	0	722	0	728	0	508	0	574	2532
Not too true	3	0	0	0	0	0	0	0	155	0	173	0	110	0	114	552
Not at all true	4	0	0	0	0	0	0	0	89	0	77	0	54	0	46	266
Don't know	8	0	0	0	0	0	0	0	20	0	35	0	18	0	13	86
No answer	9	0	0	0	0	0	0	0	21	0	22	0	28	0	10	81
Not applicable	IAP	13626	354	7542	353	5907	10334	2817	969	2812	2776	2023	857	1974	1288	53632

K. The job security is good

[VAR: JOBSECOK]

RESPONSE	PUNCH	YEAR														
		1972-82	1982B	1983-87	1987B	1988-91	1993-98	2000	2002	2004	2006	2008	2010	2012	2014	ALL
Very true	1	0	0	0	0	0	0	0	951	0	909	0	560	615	679	3714
Somewhat true	2	0	0	0	0	0	0	0	546	0	540	0	400	410	411	2307
Not too true	3	0	0	0	0	0	0	0	162	0	151	0	98	68	90	569
Not at all true	4	0	0	0	0	0	0	0	108	0	90	0	91	47	58	394
Don't know	8	0	0	0	0	0	0	0	15	0	26	0	12	10	4	67
No answer	9	0	0	0	0	0	0	0	14	0	18	0	26	29	8	95
Not applicable	IAP	13626	354	7542	353	5907	10334	2817	969	2812	2776	2023	857	795	1288	52453

L. My supervisor is helpful to me in getting the job done

[VAR: SUPHELP]

RESPONSE	PUNCH	YEAR														
		<u>1972-82</u>	<u>1982B</u>	<u>1983-87</u>	<u>1987B</u>	<u>1988-91</u>	<u>1993-98</u>	<u>2000</u>	<u>2002</u>	<u>2004</u>	<u>2006</u>	<u>2008</u>	<u>2010</u>	<u>2012</u>	<u>2014</u>	<u>ALL</u>
Very true	1	0	0	0	0	0	0	0	867	0	779	0	541	0	610	2797
Somewhat true	2	0	0	0	0	0	0	0	570	0	597	0	417	0	439	2023
Not too true	3	0	0	0	0	0	0	0	155	0	151	0	91	0	107	504
Not at all true	4	0	0	0	0	0	0	0	132	0	110	0	75	0	54	371
Don't know	8	0	0	0	0	0	0	0	40	0	64	0	27	0	24	155
No answer	9	0	0	0	0	0	0	0	32	0	33	0	36	0	16	117
Not applicable	IAP	13626	354	7542	353	5907	10334	2817	969	2812	2776	2023	857	1974	1288	53632

M. I have enough time to get the job done

[VAR: WRKTIME]

RESPONSE	PUNCH	YEAR														
		<u>1972-82</u>	<u>1982B</u>	<u>1983-87</u>	<u>1987B</u>	<u>1988-91</u>	<u>1993-98</u>	<u>2000</u>	<u>2002</u>	<u>2004</u>	<u>2006</u>	<u>2008</u>	<u>2010</u>	<u>2012</u>	<u>2014</u>	<u>ALL</u>
Very true	1	0	0	0	0	0	0	0	801	0	687	0	482	0	537	2507
Somewhat true	2	0	0	0	0	0	0	0	665	0	723	0	491	0	524	2403
Not too true	3	0	0	0	0	0	0	0	193	0	205	0	126	0	142	666
Not at all true	4	0	0	0	0	0	0	0	115	0	86	0	59	0	38	298
Don't know	8	0	0	0	0	0	0	0	7	0	15	0	4	0	1	27
No answer	9	0	0	0	0	0	0	0	15	0	18	0	25	0	8	66
Not applicable	IAP	13626	354	7542	353	5907	10334	2817	969	2812	2776	2023	857	1974	1288	53632

N. The people I work with can be relied on when I need help

[VAR: COWRKHLP]

RESPONSE	PUNCH	YEAR														
		<u>1972-82</u>	<u>1982B</u>	<u>1983-87</u>	<u>1987B</u>	<u>1988-91</u>	<u>1993-98</u>	<u>2000</u>	<u>2002</u>	<u>2004</u>	<u>2006</u>	<u>2008</u>	<u>2010</u>	<u>2012</u>	<u>2014</u>	<u>ALL</u>
Very true	1	0	0	0	0	0	0	0	957	0	842	0	590	0	646	3035
Somewhat true	2	0	0	0	0	0	0	0	643	0	689	0	445	0	463	2240
Not too true	3	0	0	0	0	0	0	0	106	0	93	0	78	0	79	356
Not at all true	4	0	0	0	0	0	0	0	55	0	61	0	42	0	45	203
Don't know	8	0	0	0	0	0	0	0	14	0	29	0	5	0	8	56
No answer	9	0	0	0	0	0	0	0	21	0	20	0	27	0	9	77
Not applicable	IAP	13626	354	7542	353	5907	10334	2817	969	2812	2776	2023	857	1974	1288	53632

O. I have the training opportunities I need to perform my job safely and competently

[VAR: TRAINOPS]

<u>RESPONSE</u>	<u>PUNCH</u>	<u>YEAR</u>														
		<u>1972-82</u>	<u>1982B</u>	<u>1983-87</u>	<u>1987B</u>	<u>1988-91</u>	<u>1993-98</u>	<u>2000</u>	<u>2002</u>	<u>2004</u>	<u>2006</u>	<u>2008</u>	<u>2010</u>	<u>2012</u>	<u>2014</u>	<u>ALL</u>
Very true	1	0	0	0	0	0	0	0	1125	0	1011	0	0	0	0	2136
Somewhat true	2	0	0	0	0	0	0	0	504	0	537	0	0	0	0	1041
Not too true	3	0	0	0	0	0	0	0	78	0	89	0	0	0	0	167
Not at all true	4	0	0	0	0	0	0	0	58	0	50	0	0	0	0	108
Don't know	8	0	0	0	0	0	0	0	15	0	25	0	0	0	0	40
No answer	9	0	0	0	0	0	0	0	16	0	22	0	0	0	0	38
Not applicable	IAP	13626	354	7542	353	5907	10334	2817	969	2812	2776	2023	2044	1974	2538	56069

898. In general, how would you describe relations in your work place between management and employees?

HAND CARD FZ

[VAR: MANVSEMP]

<u>RESPONSE</u>	<u>PUNCH</u>	<u>YEAR</u>														
		<u>1972-82</u>	<u>1982B</u>	<u>1983-87</u>	<u>1987B</u>	<u>1988-91</u>	<u>1993-98</u>	<u>2000</u>	<u>2002</u>	<u>2004</u>	<u>2006</u>	<u>2008</u>	<u>2010</u>	<u>2012</u>	<u>2014</u>	<u>ALL</u>
Very good	1	0	0	0	0	0	0	0	646	637	565	0	393	0	398	2639
Quite good	2	0	0	0	0	0	0	0	595	679	615	0	443	0	476	2808
Neither good nor bad	3	0	0	0	0	0	0	0	384	360	372	0	216	0	268	1600
Quite bad	4	0	0	0	0	0	0	0	95	102	77	0	77	0	64	415
Very bad	5	0	0	0	0	0	0	0	38	22	40	0	14	0	20	134
Don't know	8	0	0	0	0	0	0	0	20	26	42	0	10	0	14	112
No answer	9	0	0	0	0	0	0	0	18	41	23	0	34	0	10	126
Not applicable	IAP	13626	354	7542	353	5907	10334	2817	969	945	2776	2023	857	1974	1288	51765

REMARKS: Hand Card FZ contains punches 1-5

899. Does your job require you to do repeated lifting, pushing, pulling or bending?

[VAR: HVYLIFT]

<u>RESPONSE</u>	<u>PUNCH</u>	<u>YEAR</u>														
		<u>1972-82</u>	<u>1982B</u>	<u>1983-87</u>	<u>1987B</u>	<u>1988-91</u>	<u>1993-98</u>	<u>2000</u>	<u>2002</u>	<u>2004</u>	<u>2006</u>	<u>2008</u>	<u>2010</u>	<u>2012</u>	<u>2014</u>	<u>ALL</u>
Yes	1	0	0	0	0	0	0	0	821	0	792	0	547	0	600	2760
No	2	0	0	0	0	0	0	0	957	0	925	0	615	0	642	3139
Don't know	8	0	0	0	0	0	0	0	5	0	3	0	2	0	1	11
No answer	9	0	0	0	0	0	0	0	13	0	14	0	23	0	7	57
Not applicable	IAP	13626	354	7542	353	5907	10334	2817	969	2812	2776	2023	857	1974	1288	53632

900. Does your job regularly require you to perform repetitive or forceful hand movements or involve awkward postures?

[VAR: HANDMOVE]

RESPONSE	PUNCH	YEAR														
		1972-82	1982B	1983-87	1987B	1988-91	1993-98	2000	2002	2004	2006	2008	2010	2012	2014	ALL
Yes	1	0	0	0	0	0	0	0	906	0	833	0	526	0	577	2842
No	2	0	0	0	0	0	0	0	871	0	886	0	634	0	661	3052
Don't know	8	0	0	0	0	0	0	0	6	0	3	0	3	0	5	17
No answer	9	0	0	0	0	0	0	0	13	0	12	0	24	0	7	56
Not applicable	IAP	13626	354	7542	353	5907	10334	2817	969	2812	2776	2023	857	1974	1288	53632

901. When you do your job well, are you likely to be praised by your supervisor or employer?

HAND CARD GA

[VAR: WKPRAISE]

RESPONSE	PUNCH	YEAR														
		1972-82	1982B	1983-87	1987B	1988-91	1993-98	2000	2002	2004	2006	2008	2010	2012	2014	ALL
Yes	1	0	0	0	0	0	0	0	954	0	926	0	609	0	669	3158
Maybe	2	0	0	0	0	0	0	0	453	0	451	0	320	0	343	1567
No	3	0	0	0	0	0	0	0	348	0	291	0	210	0	214	1063
Don't know	8	0	0	0	0	0	0	0	17	0	40	0	14	0	10	81
No answer	9	0	0	0	0	0	0	0	24	0	26	0	34	0	14	98
Not applicable	IAP	13626	354	7542	353	5907	10334	2817	969	2812	2776	2023	857	1974	1288	53632

REMARKS: Hand Card GA contains punches 1-3

902. When you do your job well, are you likely to get a bonus or pay increase?

HAND CARD GB

[VAR: WKBONUS]

RESPONSE	PUNCH	YEAR														
		1972-82	1982B	1983-87	1987B	1988-91	1993-98	2000	2002	2004	2006	2008	2010	2012	2014	ALL
Yes	1	0	0	0	0	0	0	0	431	0	400	0	0	0	0	831
Maybe	2	0	0	0	0	0	0	0	251	0	288	0	0	0	0	539
No	3	0	0	0	0	0	0	0	1082	0	996	0	0	0	0	2078
Don't know	8	0	0	0	0	0	0	0	12	0	26	0	0	0	0	38
No answer	9	0	0	0	0	0	0	0	20	0	24	0	0	0	0	44
Not applicable	IAP	13626	354	7542	353	5907	10334	2817	969	2812	2776	2023	2044	1974	2538	56069

REMARKS: Hand Card GB contains punches 1-3

903. How fair is what you earn on your job in comparison to others doing the same type of work you do?

[VAR: FAIREARN]

RESPONSE	PUNCH	YEAR														
		<u>1972-82</u>	<u>1982B</u>	<u>1983-87</u>	<u>1987B</u>	<u>1988-91</u>	<u>1993-98</u>	<u>2000</u>	<u>2002</u>	<u>2004</u>	<u>2006</u>	<u>2008</u>	<u>2010</u>	<u>2012</u>	<u>2014</u>	<u>ALL</u>
Much less than you deserve	1	0	0	0	0	0	0	0	252	0	196	0	165	0	146	759
Somewhat less than you deserve	2	0	0	0	0	0	0	0	475	0	490	0	350	0	328	1643
About as much as you deserve	3	0	0	0	0	0	0	0	874	0	832	0	534	0	623	2863
Somewhat more than you deserve	4	0	0	0	0	0	0	0	116	0	112	0	62	0	99	389
Much more than you deserve	5	0	0	0	0	0	0	0	25	0	36	0	20	0	18	99
Don't know	8	0	0	0	0	0	0	0	37	0	47	0	25	0	26	135
No answer	9	0	0	0	0	0	0	0	17	0	21	0	31	0	10	79
Not applicable	IAP	13626	354	7542	353	5907	10334	2817	969	2812	2776	2023	857	1974	1288	53632

904. Do you feel that the income from your job alone is enough to meet your family's usual monthly expenses and bills?

[VAR: RINCBLLS]

RESPONSE	PUNCH	YEAR														
		<u>1972-82</u>	<u>1982B</u>	<u>1983-87</u>	<u>1987B</u>	<u>1988-91</u>	<u>1993-98</u>	<u>2000</u>	<u>2002</u>	<u>2004</u>	<u>2006</u>	<u>2008</u>	<u>2010</u>	<u>2012</u>	<u>2014</u>	<u>ALL</u>
Yes	1	0	0	0	0	0	0	0	827	0	827	0	506	0	613	2773
No	2	0	0	0	0	0	0	0	944	0	881	0	646	0	627	3098
Don't know	8	0	0	0	0	0	0	0	11	0	8	0	5	0	2	26
No answer	9	0	0	0	0	0	0	0	14	0	18	0	30	0	8	70
Not applicable	IAP	13626	354	7542	353	5907	10334	2817	969	2812	2776	2023	857	1974	1288	53632

905. Were you laid off your main job at any time in the last year?

[VAR: LAIDOFF]

RESPONSE	PUNCH	YEAR														
		<u>1972-82</u>	<u>1982B</u>	<u>1983-87</u>	<u>1987B</u>	<u>1988-91</u>	<u>1993-98</u>	<u>2000</u>	<u>2002</u>	<u>2004</u>	<u>2006</u>	<u>2008</u>	<u>2010</u>	<u>2012</u>	<u>2014</u>	<u>ALL</u>
Yes	1	0	0	0	0	0	0	0	131	0	115	0	112	0	69	427
No	2	0	0	0	0	0	0	0	1644	0	1602	0	1048	0	1175	5469
Don't know	8	0	0	0	0	0	0	0	6	0	3	0	3	0	0	12
No answer	9	0	0	0	0	0	0	0	15	0	14	0	24	0	6	59
Not applicable	IAP	13626	354	7542	353	5907	10334	2817	969	2812	2776	2023	857	1974	1288	53632

906. How easy would it be for you to find a job with another employer with approximately the same income and fringe benefits as you have now?

HAND CARD GC

[VAR: JOBFIND1]

RESPONSE	PUNCH	YEAR														
		1972-82	1982B	1983-87	1987B	1988-91	1993-98	2000	2002	2004	2006	2008	2010	2012	2014	ALL
Very easy to find similar job	1	0	0	0	0	0	0	0	427	0	503	0	170	0	224	1324
Somewhat easy to find similar job	2	0	0	0	0	0	0	0	626	0	636	0	398	0	475	2135
Not easy at all to find similar job	3	0	0	0	0	0	0	0	702	0	552	0	573	0	533	2360
Don't know	8	0	0	0	0	0	0	0	25	0	31	0	22	0	13	91
No answer	9	0	0	0	0	0	0	0	16	0	12	0	24	0	5	57
Not applicable	IAP	13626	354	7542	353	5907	10334	2817	969	2812	2776	2023	857	1974	1288	53632

REMARKS: Hand Card GC contains punches 1-3

907. Taking everything into consideration, how likely is it you will make a genuine effort to find a new job with another employer within the next year?

HAND CARD GD

[VAR: TRYNEWJB]

RESPONSE	PUNCH	YEAR														
		1972-82	1982B	1983-87	1987B	1988-91	1993-98	2000	2002	2004	2006	2008	2010	2012	2014	ALL
Very likely	1	0	0	0	0	0	0	0	330	301	283	0	222	214	214	1564
Somewhat likely	2	0	0	0	0	0	0	0	355	375	362	0	256	215	254	1817
Not at all likely	3	0	0	0	0	0	0	0	1085	1152	1058	0	680	713	776	5464
Don't know	8	0	0	0	0	0	0	0	12	4	18	0	5	7	1	47
No answer	9	0	0	0	0	0	0	0	14	35	13	0	24	30	5	121
Not applicable	IAP	13626	354	7542	353	5907	10334	2817	969	945	2776	2023	857	795	1288	50586

REMARKS: Hand Card GD contains punches 1-3

908. Do you feel in any way discriminated against on your job because of your age?

[VAR: WKAGEISM]

<u>RESPONSE</u>	<u>PUNCH</u>	<u>YEAR</u>														
		<u>1972-82</u>	<u>1982B</u>	<u>1983-87</u>	<u>1987B</u>	<u>1988-91</u>	<u>1993-98</u>	<u>2000</u>	<u>2002</u>	<u>2004</u>	<u>2006</u>	<u>2008</u>	<u>2010</u>	<u>2012</u>	<u>2014</u>	<u>ALL</u>
Yes	1	0	0	0	0	0	0	0	155	0	148	0	89	108	78	578
No	2	0	0	0	0	0	0	0	1620	0	1565	0	1073	1040	1166	6464
Don't know	8	0	0	0	0	0	0	0	7	0	4	0	2	4	0	17
No answer	9	0	0	0	0	0	0	0	14	0	17	0	23	27	6	87
Not applicable	IAP	13626	354	7542	353	5907	10334	2817	969	2812	2776	2023	857	795	1288	52453

909. Do you feel in any way discriminated against on your job because of your race or ethnic origin?

[VAR: WKRACISM]

<u>RESPONSE</u>	<u>PUNCH</u>	<u>YEAR</u>														
		<u>1972-82</u>	<u>1982B</u>	<u>1983-87</u>	<u>1987B</u>	<u>1988-91</u>	<u>1993-98</u>	<u>2000</u>	<u>2002</u>	<u>2004</u>	<u>2006</u>	<u>2008</u>	<u>2010</u>	<u>2012</u>	<u>2014</u>	<u>ALL</u>
Yes	1	0	0	0	0	0	0	0	98	0	82	0	66	80	47	373
No	2	0	0	0	0	0	0	0	1676	0	1631	0	1096	1068	1195	6666
Don't know	8	0	0	0	0	0	0	0	8	0	4	0	2	4	1	19
No answer	9	0	0	0	0	0	0	0	14	0	17	0	23	27	7	88
Not applicable	IAP	13626	354	7542	353	5907	10334	2817	969	2812	2776	2023	857	795	1288	52453

910. Do you feel in any way discriminated against on your job because of your gender?

[VAR: WKSEXISM]

<u>RESPONSE</u>	<u>PUNCH</u>	<u>YEAR</u>														
		<u>1972-82</u>	<u>1982B</u>	<u>1983-87</u>	<u>1987B</u>	<u>1988-91</u>	<u>1993-98</u>	<u>2000</u>	<u>2002</u>	<u>2004</u>	<u>2006</u>	<u>2008</u>	<u>2010</u>	<u>2012</u>	<u>2014</u>	<u>ALL</u>
Yes	1	0	0	0	0	0	0	0	131	0	119	0	58	0	57	365
No	2	0	0	0	0	0	0	0	1644	0	1594	0	1103	0	1187	5528
Don't know	8	0	0	0	0	0	0	0	7	0	5	0	3	0	0	15
No answer	9	0	0	0	0	0	0	0	14	0	16	0	23	0	6	59
Not applicable	IAP	13626	354	7542	353	5907	10334	2817	969	2812	2776	2023	857	1974	1288	53632

911. In the last 12 months, were you sexually harassed by anyone while you were on the job?

[VAR: WKHARSEX]

RESPONSE	PUNCH	YEAR														
		1972-82	1982B	1983-87	1987B	1988-91	1993-98	2000	2002	2004	2006	2008	2010	2012	2014	ALL
Yes	1	0	0	0	0	0	0	0	85	0	55	0	35	0	32	207
No	2	0	0	0	0	0	0	0	1689	0	1659	0	1125	0	1210	5683
Don't know	8	0	0	0	0	0	0	0	6	0	5	0	3	0	1	15
No answer	9	0	0	0	0	0	0	0	16	0	15	0	24	0	7	62
Not applicable	IAP	13626	354	7542	353	5907	10334	2817	969	2812	2776	2023	857	1974	1288	53632

912. In the last 12 months, were you threatened or harassed in any other way by anyone while you were on the job?

[VAR: WKHAROTH]

RESPONSE	PUNCH	YEAR														
		1972-82	1982B	1983-87	1987B	1988-91	1993-98	2000	2002	2004	2006	2008	2010	2012	2014	ALL
Yes	1	0	0	0	0	0	0	0	202	0	151	0	111	0	101	565
No	2	0	0	0	0	0	0	0	1572	0	1562	0	1050	0	1143	5327
Don't know	8	0	0	0	0	0	0	0	6	0	5	0	2	0	1	14
No answer	9	0	0	0	0	0	0	0	16	0	16	0	24	0	5	61
Not applicable	IAP	13626	354	7542	353	5907	10334	2817	969	2812	2776	2023	857	1974	1288	53632

913. Would you say that in general your health is Excellent, Very good, Good, Fair, or Poor?

HAND CARD GE

[VAR: HEALTH1]

RESPONSE	PUNCH	YEAR														
		1972-82	1982B	1983-87	1987B	1988-91	1993-98	2000	2002	2004	2006	2008	2010	2012	2014	ALL
Excellent	1	0	0	0	0	0	0	0	596	143	451	0	282	254	304	2030
Very good	2	0	0	0	0	0	0	0	640	145	496	0	355	346	386	2368
Good	3	0	0	0	0	0	0	0	654	137	556	0	345	415	394	2501
Fair	4	0	0	0	0	0	0	0	304	63	196	0	162	210	142	1077
Poor	5	0	0	0	0	0	0	0	82	27	23	0	18	65	19	234
Don't know	8	0	0	0	0	0	0	0	9	1	1	0	1	4	1	17
No answer	9	0	0	0	0	0	0	0	10	0	11	0	24	8	4	57
Not applicable	IAP	13626	354	7542	353	5907	10334	2817	470	2296	2776	2023	857	672	1288	51315

REMARKS: Hand Card GE contains punches 1-5

914. A. Now thinking about your physical health, which includes physical illness and injury, for how many days during the past 30 days was your physical health not good?

[VAR: PHYSHLTH]

<u>RESPONSE</u>	<u>PUNCH</u>	<u>YEAR</u>														
		<u>1972-82</u>	<u>1982B</u>	<u>1983-87</u>	<u>1987B</u>	<u>1988-91</u>	<u>1993-98</u>	<u>2000</u>	<u>2002</u>	<u>2004</u>	<u>2006</u>	<u>2008</u>	<u>2010</u>	<u>2012</u>	<u>2014</u>	<u>ALL</u>
0	0	0	0	0	0	0	0	0	1141	0	1165	0	669	0	845	3820
1	1	0	0	0	0	0	0	0	105	0	85	0	93	0	68	351
2	2	0	0	0	0	0	0	0	134	0	130	0	91	0	80	435
3	3	0	0	0	0	0	0	0	69	0	66	0	63	0	50	248
4	4	0	0	0	0	0	0	0	41	0	42	0	45	0	20	148
5-9	5-9	0	0	0	0	0	0	0	115	0	87	0	75	0	81	358
10-19	10-16	0	0	0	0	0	0	0	91	0	70	0	58	0	45	264
20 days or more	20+	0	0	0	0	0	0	0	76	0	73	0	62	0	55	266
Don't know	98	0	0	0	0	0	0	0	9	0	4	0	6	0	1	20
No answer	99	0	0	0	0	0	0	0	15	0	12	0	25	0	5	57
Not applicable	IAP	13626	354	7542	353	5907	10334	2817	969	2812	2776	2023	857	1974	1288	53632

REMARKS: The numbers above are collapsed for convenience of display.

B. Now thinking about your mental health, which includes stress, depression, and problems with emotions, for how many days during the past 30 days was your mental health not good?

[VAR: MNTLHLTH]

<u>RESPONSE</u>	<u>PUNCH</u>	<u>YEAR</u>														
		<u>1972-82</u>	<u>1982B</u>	<u>1983-87</u>	<u>1987B</u>	<u>1988-91</u>	<u>1993-98</u>	<u>2000</u>	<u>2002</u>	<u>2004</u>	<u>2006</u>	<u>2008</u>	<u>2010</u>	<u>2012</u>	<u>2014</u>	<u>ALL</u>
0	0	0	0	0	0	0	0	0	1050	769	1098	0	646	518	796	4877
1	1	0	0	0	0	0	0	0	64	125	62	0	63	88	48	450
2	2	0	0	0	0	0	0	0	117	175	124	0	77	132	69	694
3	3	0	0	0	0	0	0	0	84	140	76	0	48	67	45	460
4	4	0	0	0	0	0	0	0	44	76	48	0	43	38	29	278
5-9	5-9	0	0	0	0	0	0	0	136	218	118	0	101	123	97	793
10-19	10-19	0	0	0	0	0	0	0	133	179	96	0	95	99	75	677
20 or more days	20+	0	0	0	0	0	0	0	138	135	95	0	78	74	82	602
Don't know	98	0	0	0	0	0	0	0	14	10	6	0	8	10	3	51
No answer	99	0	0	0	0	0	0	0	16	40	11	0	28	30	6	131
Not applicable	IAP	13626	354	7542	353	5907	10334	2817	969	945	2776	2023	857	795	1288	50586

REMARKS: The numbers above are collapsed for convenience of display. In 2004 and 2012, MNTLHLTH was asked as part of a NIOSH Violence in the Workplace module. In other years, MNTLHLTH was asked as part of a Quality of Working Life module. It appears that these two different placements produce different distributions on MNTLHLTH.

C. During the past 30 days, for about how many days did your poor physical or mental health keep you from doing your usual activities, such as self-care, work, or recreation?

[VAR: HLTHDAYS]

RESPONSE	PUNCH	YEAR														
		<u>1972-82</u>	<u>1982B</u>	<u>1983-87</u>	<u>1987B</u>	<u>1988-91</u>	<u>1993-98</u>	<u>2000</u>	<u>2002</u>	<u>2004</u>	<u>2006</u>	<u>2008</u>	<u>2010</u>	<u>2012</u>	<u>2014</u>	<u>ALL</u>
0	0	0	0	0	0	0	0	0	1389	0	1392	0	859	0	1026	4666
1	1	0	0	0	0	0	0	0	80	0	67	0	53	0	38	238
2	2	0	0	0	0	0	0	0	72	0	71	0	52	0	46	241
3	3	0	0	0	0	0	0	0	49	0	36	0	42	0	25	152
4	4	0	0	0	0	0	0	0	34	0	25	0	25	0	12	96
5-9	5-9	0	0	0	0	0	0	0	54	0	55	0	61	0	50	220
10-19	10-19	0	0	0	0	0	0	0	51	0	45	0	35	0	26	157
20 or more days	20+	0	0	0	0	0	0	0	45	0	29	0	28	0	19	121
Don't know	98	0	0	0	0	0	0	0	6	0	2	0	6	0	0	14
No answer	99	0	0	0	0	0	0	0	16	0	12	0	26	0	8	62
Not applicable	IAP	13626	354	7542	353	5907	10334	2817	969	2812	2776	2023	857	1974	1288	53632

REMARKS: The numbers above are collapsed for convenience of display.

915. How often during the past month have you felt used up at the end of the day?

HAND CARD GF

[VAR: USEDUP]

RESPONSE	PUNCH	YEAR														
		<u>1972-82</u>	<u>1982B</u>	<u>1983-87</u>	<u>1987B</u>	<u>1988-91</u>	<u>1993-98</u>	<u>2000</u>	<u>2002</u>	<u>2004</u>	<u>2006</u>	<u>2008</u>	<u>2010</u>	<u>2012</u>	<u>2014</u>	<u>ALL</u>
Very often	1	0	0	0	0	0	0	0	333	0	330	0	200	0	187	1050
Often	2	0	0	0	0	0	0	0	419	0	401	0	279	0	298	1397
Sometimes	3	0	0	0	0	0	0	0	597	0	587	0	382	0	423	1989
Rarely	4	0	0	0	0	0	0	0	301	0	280	0	210	0	245	1036
Never	5	0	0	0	0	0	0	0	123	0	123	0	89	0	88	423
Don't know	8	0	0	0	0	0	0	0	7	0	3	0	3	0	4	17
No answer	9	0	0	0	0	0	0	0	16	0	10	0	24	0	5	55
Not applicable	IAP	13626	354	7542	353	5907	10334	2817	969	2812	2776	2023	857	1974	1288	53632

REMARKS: Hand Card GF contains punches 1-5

916. A. In the past 12 months, have you had back pain every day for a week or more?

HAND CARD GG

[VAR: BACKPAIN]

<u>RESPONSE</u>	<u>PUNCH</u>	<u>YEAR</u>														
		<u>1972-82</u>	<u>1982B</u>	<u>1983-87</u>	<u>1987B</u>	<u>1988-91</u>	<u>1993-98</u>	<u>2000</u>	<u>2002</u>	<u>2004</u>	<u>2006</u>	<u>2008</u>	<u>2010</u>	<u>2012</u>	<u>2014</u>	<u>ALL</u>
Yes	1	0	0	0	0	0	0	0	506	0	475	0	297	0	285	1563
No	2	0	0	0	0	0	0	0	1270	0	1248	0	863	0	960	4341
Don't know	8	0	0	0	0	0	0	0	5	0	1	0	1	0	0	7
No answer	9	0	0	0	0	0	0	0	15	0	10	0	26	0	5	56
Not applicable	IAP	13626	354	7542	353	5907	10334	2817	969	2812	2776	2023	857	1974	1288	53632

REMARKS: Hand Card GG contains punches 1-2

B. In the past 12 months, have you had pain in the hands, wrists, arms, or shoulders every day for a week or more?

[VAR: PAINARMS]

<u>RESPONSE</u>	<u>PUNCH</u>	<u>YEAR</u>														
		<u>1972-82</u>	<u>1982B</u>	<u>1983-87</u>	<u>1987B</u>	<u>1988-91</u>	<u>1993-98</u>	<u>2000</u>	<u>2002</u>	<u>2004</u>	<u>2006</u>	<u>2008</u>	<u>2010</u>	<u>2012</u>	<u>2014</u>	<u>ALL</u>
Yes	1	0	0	0	0	0	0	0	504	0	473	0	318	0	305	1600
No	2	0	0	0	0	0	0	0	1271	0	1249	0	842	0	939	4301
Don't know	8	0	0	0	0	0	0	0	6	0	1	0	1	0	1	9
No answer	9	0	0	0	0	0	0	0	15	0	11	0	26	0	5	57
Not applicable	IAP	13626	354	7542	353	5907	10334	2817	969	2812	2776	2023	857	1974	1288	53632

INSTRUCTION: IF "NONE", WRITE 0; IF "DON'T KNOW", WRITE DK; IF "REFUSED", WRITE RF.

917. In the past 12 months, how many times have you been injured on the job?

[VAR: HURTATWK]

<u>RESPONSE</u>	<u>PUNCH</u>	<u>YEAR</u>														
		<u>1972-82</u>	<u>1982B</u>	<u>1983-87</u>	<u>1987B</u>	<u>1988-91</u>	<u>1993-98</u>	<u>2000</u>	<u>2002</u>	<u>2004</u>	<u>2006</u>	<u>2008</u>	<u>2010</u>	<u>2012</u>	<u>2014</u>	<u>ALL</u>
0 times	0	0	0	0	0	0	0	0	1577	0	1526	0	1047	0	1136	5286
1	1	0	0	0	0	0	0	0	128	0	123	0	63	0	67	381
2	2	0	0	0	0	0	0	0	25	0	40	0	21	0	21	107
3	3	0	0	0	0	0	0	0	17	0	8	0	9	0	5	39
4	4	0	0	0	0	0	0	0	4	0	7	0	3	0	3	17
5	5	0	0	0	0	0	0	0	6	0	7	0	7	0	5	25
6	6	0	0	0	0	0	0	0	6	0	4	0	1	0	1	12
7 or more	7+	0	0	0	0	0	0	0	8	0	7	0	7	0	9	31
Don't know	8	0	0	0	0	0	0	0	8	0	1	0	3	0	0	12
No answer	9	0	0	0	0	0	0	0	17	0	11	0	26	0	3	57
Not applicable	IAP	13626	354	7542	353	5907	10334	2817	969	2812	2776	2023	857	1974	1288	53632

918. My supervisor treats me fairly.

[VAR: SPVTRFAIR]

HAND CARD GH

<u>RESPONSE</u>	<u>PUNCH</u>	<u>YEAR</u>														
		<u>1972-82</u>	<u>1982B</u>	<u>1983-87</u>	<u>1987B</u>	<u>1988-91</u>	<u>1993-98</u>	<u>2000</u>	<u>2002</u>	<u>2004</u>	<u>2006</u>	<u>2008</u>	<u>2010</u>	<u>2012</u>	<u>2014</u>	<u>ALL</u>
Very true	1	0	0	0	0	0	0	0	0	0	0	0	669	0	730	1399
Somewhat true	2	0	0	0	0	0	0	0	0	0	0	0	358	0	388	746
Not too true	3	0	0	0	0	0	0	0	0	0	0	0	51	0	57	108
Not at all true	4	0	0	0	0	0	0	0	0	0	0	0	45	0	38	83
Don't know	DK	0	0	0	0	0	0	0	0	0	0	0	27	0	21	48
Refused	REF	0	0	0	0	0	0	0	0	0	0	0	37	0	16	53
Not applicable	IAP	13626	354	7542	353	5907	10334	2817	2765	2812	4510	2023	857	1974	1288	57162

REMARKS: Hand Card GH contains punches 1-4

918. Do you supervise others at work as part of your job?

[VAR: SUPRVSJB]

RESPONSE	PUNCH	YEAR														
		<u>1972-82</u>	<u>1982B</u>	<u>1983-87</u>	<u>1987B</u>	<u>1988-91</u>	<u>1993-98</u>	<u>2000</u>	<u>2002</u>	<u>2004</u>	<u>2006</u>	<u>2008</u>	<u>2010</u>	<u>2012</u>	<u>2014</u>	<u>ALL</u>
Yes	1	0	0	0	0	0	0	0	0	0	0	0	419	0	455	874
No	2	0	0	0	0	0	0	0	0	0	0	0	744	0	790	1534
Don't know	8	0	0	0	0	0	0	0	0	0	0	0	1	0	0	1
No answer	9	0	0	0	0	0	0	0	0	0	0	0	23	0	5	28
Not applicable	IAP	13626	354	7542	353	5907	10334	2817	2765	2812	4510	2023	857	1974	1288	57162

919. Do you have access to stress management or stress reduction programs at your current workplace?

[VAR: STRREDPG]

RESPONSE	PUNCH	YEAR														
		<u>1972-82</u>	<u>1982B</u>	<u>1983-87</u>	<u>1987B</u>	<u>1988-91</u>	<u>1993-98</u>	<u>2000</u>	<u>2002</u>	<u>2004</u>	<u>2006</u>	<u>2008</u>	<u>2010</u>	<u>2012</u>	<u>2014</u>	<u>ALL</u>
Yes	1	0	0	0	0	0	0	0	0	0	0	0	404	0	478	882
No	2	0	0	0	0	0	0	0	0	0	0	0	712	0	719	1431
Don't know	DK	0	0	0	0	0	0	0	0	0	0	0	48	0	46	94
Refused	REF	0	0	0	0	0	0	0	0	0	0	0	23	0	7	30
Not applicable	IAP	13626	354	7542	353	5907	10334	2817	2765	2812	4510	2023	857	1974	1288	57162

920. A. Please rate the overall physical effort at the job you normally do.

[VAR: PHYEFFRT]

RESPONSE	PUNCH	YEAR														
		<u>1972-82</u>	<u>1982B</u>	<u>1983-87</u>	<u>1987B</u>	<u>1988-91</u>	<u>1993-98</u>	<u>2000</u>	<u>2002</u>	<u>2004</u>	<u>2006</u>	<u>2008</u>	<u>2010</u>	<u>2012</u>	<u>2014</u>	<u>ALL</u>
Very hard	1	0	0	0	0	0	0	0	0	0	0	0	101	0	89	190
Hard	2	0	0	0	0	0	0	0	0	0	0	0	133	0	164	297
Somewhat hard	3	0	0	0	0	0	0	0	0	0	0	0	294	0	338	632
Fairly light	4	0	0	0	0	0	0	0	0	0	0	0	329	0	344	673
Very light	5	0	0	0	0	0	0	0	0	0	0	0	302	0	306	608
Don't know	DK	0	0	0	0	0	0	0	0	0	0	0	3	0	2	5
Refused	REF	0	0	0	0	0	0	0	0	0	0	0	25	0	7	32
Not applicable	IAP	13626	354	7542	353	5907	10334	2817	2765	2812	4510	2023	857	1974	1288	57162

B. During the past 12 months, how often have you had trouble going to sleep or staying asleep?

HAND CARD J14

[VAR: SLPPRBLM]

RESPONSE	PUNCH	YEAR														
		<u>1972-82</u>	<u>1982B</u>	<u>1983-87</u>	<u>1987B</u>	<u>1988-91</u>	<u>1993-98</u>	<u>2000</u>	<u>2002</u>	<u>2004</u>	<u>2006</u>	<u>2008</u>	<u>2010</u>	<u>2012</u>	<u>2014</u>	<u>ALL</u>
Often	1	0	0	0	0	0	0	0	0	0	0	0	258	0	274	532
Sometimes	2	0	0	0	0	0	0	0	0	0	0	0	384	0	432	816
Rarely	3	0	0	0	0	0	0	0	0	0	0	0	315	0	324	639
Never	4	0	0	0	0	0	0	0	0	0	0	0	206	0	216	422
Don't know	DK	0	0	0	0	0	0	0	0	0	0	0	1	0	0	1
Refused	REF	0	0	0	0	0	0	0	0	0	0	0	23	0	4	27
Not applicable	IAP	13626	354	7542	353	5907	10334	2817	2765	2812	4510	2023	857	1974	1288	57162

REMARKS: Hand Card J14 contains punches 1-4

921. All in all, how satisfied would you say you are with your job?

HAND CARD GH

[VAR: SATJOB1]

RESPONSE	PUNCH	YEAR														
		<u>1972-82</u>	<u>1982B</u>	<u>1983-87</u>	<u>1987B</u>	<u>1988-91</u>	<u>1993-98</u>	<u>2000</u>	<u>2002</u>	<u>2004</u>	<u>2006</u>	<u>2008</u>	<u>2010</u>	<u>2012</u>	<u>2014</u>	<u>ALL</u>
Very satisfied	1	0	0	0	0	0	0	0	872	0	786	0	524	0	615	2797
Somewhat satisfied	2	0	0	0	0	0	0	0	707	0	770	0	503	0	505	2485
Not too satisfied	3	0	0	0	0	0	0	0	134	0	110	0	94	0	87	425
Not at all satisfied	4	0	0	0	0	0	0	0	61	0	55	0	40	0	36	192
Don't know	8	0	0	0	0	0	0	0	6	0	2	0	1	0	1	10
No answer	9	0	0	0	0	0	0	0	16	0	11	0	25	0	6	58
Not applicable	IAP	13626	354	7542	353	5907	10334	2817	969	2812	2776	2023	857	1974	1288	53632

REMARKS: Hand Card GH contains punches 1-4

922. How far in advance do you usually know what days and hours you will need to work?

[VAR: KNOWSCHD]

HAND CARD G4

RESPONSE	PUNCH	YEAR														
		1972-82	1982B	1983-87	1987B	1988-91	1993-98	2000	2002	2004	2006	2008	2010	2012	2014	ALL
One week or less	1	0	0	0	0	0	0	0	0	0	0	0	0	0	540	540
Between 1 and 2 weeks	2	0	0	0	0	0	0	0	0	0	0	0	0	0	165	165
Between 3 and 4 weeks	3	0	0	0	0	0	0	0	0	0	0	0	0	0	65	65
4 weeks or more	4	0	0	0	0	0	0	0	0	0	0	0	0	0	459	459
Don't know	8	0	0	0	0	0	0	0	0	0	0	0	0	0	13	13
No answer	9	0	0	0	0	0	0	0	0	0	0	0	0	0	8	8
Not applicable	IAP	13626	354	7542	353	5907	10334	2817	2765	2812	4510	2023	2044	1974	1288	58349

REMARKS: Hand Card G4 contains punches 1-4

923. During a typical week, about what percentage of your total time at work would you normally spend using different types of electronic technologies (such as computers, tablets, smart phones, cash registers, scanners, GPS devices, robotic devices, and so on)?

[VAR: USETECH]

RESPONSE	PUNCH	YEAR														
		1972-82	1982B	1983-87	1987B	1988-91	1993-98	2000	2002	2004	2006	2008	2010	2012	2014	ALL
0-9% of the time	0-9	0	0	0	0	0	0	0	0	0	0	0	0	0	273	273
10-19% of the time	10-19	0	0	0	0	0	0	0	0	0	0	0	0	0	78	78
20-29% of the time	20-29	0	0	0	0	0	0	0	0	0	0	0	0	0	103	103
30-39% of the time	30-39	0	0	0	0	0	0	0	0	0	0	0	0	0	55	55
40-49% of the time	40-49	0	0	0	0	0	0	0	0	0	0	0	0	0	29	29
50-59% of the time	50-59	0	0	0	0	0	0	0	0	0	0	0	0	0	95	95
60-69% of the time	60-69	0	0	0	0	0	0	0	0	0	0	0	0	0	31	31
70-79% of the time	70-79	0	0	0	0	0	0	0	0	0	0	0	0	0	76	76
80-89% of the time	80-89	0	0	0	0	0	0	0	0	0	0	0	0	0	93	93
90-100% of the time	90-100	0	0	0	0	0	0	0	0	0	0	0	0	0	396	396
No Answer	999	0	0	0	0	0	0	0	0	0	0	0	0	0	21	21
Not applicable	IAP	13626	354	7542	353	5907	10334	2817	2765	2812	4510	2023	2044	1974	1288	58349

REMARKS: Results have been collapsed for convenience of display.

924. In the past 12 months, have you participated in any of these stress management or stress reduction programs?

[VAR: STRESS12]

<u>RESPONSE</u>	<u>PUNCH</u>	<u>YEAR</u>														
		<u>1972-82</u>	<u>1982B</u>	<u>1983-87</u>	<u>1987B</u>	<u>1988-91</u>	<u>1993-98</u>	<u>2000</u>	<u>2002</u>	<u>2004</u>	<u>2006</u>	<u>2008</u>	<u>2010</u>	<u>2012</u>	<u>2014</u>	<u>ALL</u>
Yes	1	0	0	0	0	0	0	0	0	0	0	0	0	0	81	81
No	2	0	0	0	0	0	0	0	0	0	0	0	0	0	397	397
Don't know	DK	0	0	0	0	0	0	0	0	0	0	0	0	0	0	0
No answer	REF	0	0	0	0	0	0	0	0	0	0	0	0	0	772	772
Not applicable	IAP	13626	354	7542	353	5907	10334	2817	2765	2812	4510	2023	2044	1974	1288	58349

925. Now I would like to ask you some questions about general health conditions. Has a doctor, nurse, or other health professional EVER told you that you had:

A. Hypertension or high blood pressure?

[VAR: HYPERTEN]

<u>RESPONSE</u>	<u>PUNCH</u>	<u>YEAR</u>														
		<u>1972-82</u>	<u>1982B</u>	<u>1983-87</u>	<u>1987B</u>	<u>1988-91</u>	<u>1993-98</u>	<u>2000</u>	<u>2002</u>	<u>2004</u>	<u>2006</u>	<u>2008</u>	<u>2010</u>	<u>2012</u>	<u>2014</u>	<u>ALL</u>
Yes	1	0	0	0	0	0	0	0	0	0	0	0	0	0	339	339
No	2	0	0	0	0	0	0	0	0	0	0	0	0	0	904	904
Don't know	8	0	0	0	0	0	0	0	0	0	0	0	0	0	2	2
No answer	9	0	0	0	0	0	0	0	0	0	0	0	0	0	5	5
Not applicable	IAP	13626	354	7542	353	5907	10334	2817	2765	2812	4510	2023	2044	1974	1288	58349

B. Arthritis or rheumatism?

[VAR: ARTHRTIS]

<u>RESPONSE</u>	<u>PUNCH</u>	<u>YEAR</u>														
		<u>1972-82</u>	<u>1982B</u>	<u>1983-87</u>	<u>1987B</u>	<u>1988-91</u>	<u>1993-98</u>	<u>2000</u>	<u>2002</u>	<u>2004</u>	<u>2006</u>	<u>2008</u>	<u>2010</u>	<u>2012</u>	<u>2014</u>	<u>ALL</u>
Yes	1	0	0	0	0	0	0	0	0	0	0	0	0	0	202	202
No	2	0	0	0	0	0	0	0	0	0	0	0	0	0	1041	1041
Don't know	8	0	0	0	0	0	0	0	0	0	0	0	0	0	2	2
No answer	9	0	0	0	0	0	0	0	0	0	0	0	0	0	5	5
Not applicable	IAP	13626	354	7542	353	5907	10334	2817	2765	2812	4510	2023	2044	1974	1288	58349

C. Diabetes or high blood pressure?

[VAR: DIABETES]

RESPONSE	PUNCH	YEAR														
		<u>1972-82</u>	<u>1982B</u>	<u>1983-87</u>	<u>1987B</u>	<u>1988-91</u>	<u>1993-98</u>	<u>2000</u>	<u>2002</u>	<u>2004</u>	<u>2006</u>	<u>2008</u>	<u>2010</u>	<u>2012</u>	<u>2014</u>	<u>ALL</u>
Yes	1	0	0	0	0	0	0	0	0	0	0	0	0	0	129	129
No	2	0	0	0	0	0	0	0	0	0	0	0	0	0	1115	1115
Don't know	8	0	0	0	0	0	0	0	0	0	0	0	0	0	0	0
No answer	9	0	0	0	0	0	0	0	0	0	0	0	0	0	6	6
Not applicable	IAP	13626	354	7542	353	5907	10334	2817	2765	2812	4510	2023	2044	1974	1288	58349

D. Depression?

[VAR: DEPRESS]

RESPONSE	PUNCH	YEAR														
		<u>1972-82</u>	<u>1982B</u>	<u>1983-87</u>	<u>1987B</u>	<u>1988-91</u>	<u>1993-98</u>	<u>2000</u>	<u>2002</u>	<u>2004</u>	<u>2006</u>	<u>2008</u>	<u>2010</u>	<u>2012</u>	<u>2014</u>	<u>ALL</u>
Yes	1	0	0	0	0	0	0	0	0	0	0	0	0	0	193	193
No	2	0	0	0	0	0	0	0	0	0	0	0	0	0	1051	1051
Don't know	8	0	0	0	0	0	0	0	0	0	0	0	0	0	0	0
No answer	9	0	0	0	0	0	0	0	0	0	0	0	0	0	6	6
Not applicable	IAP	13626	354	7542	353	5907	10334	2817	2765	2812	4510	2023	2044	1974	1288	58349

926. About how much do you weigh without shoes?

[VAR: WEIGHT]

RESPONSE	PUNCH	YEAR														
		<u>1972-82</u>	<u>1982B</u>	<u>1983-87</u>	<u>1987B</u>	<u>1988-91</u>	<u>1993-98</u>	<u>2000</u>	<u>2002</u>	<u>2004</u>	<u>2006</u>	<u>2008</u>	<u>2010</u>	<u>2012</u>	<u>2014</u>	<u>ALL</u>
90 to 129 pounds	90-129	0	0	0	0	0	0	0	0	0	0	0	0	0	84	84
130 to 169 pounds	130-169	0	0	0	0	0	0	0	0	0	0	0	0	0	419	419
170 to 209 pounds	170-209	0	0	0	0	0	0	0	0	0	0	0	0	0	403	403
210 to 249 pounds	210-249	0	0	0	0	0	0	0	0	0	0	0	0	0	180	180
250+ pounds	250-500	0	0	0	0	0	0	0	0	0	0	0	0	0	91	91
Don't know	998	0	0	0	0	0	0	0	0	0	0	0	0	0	20	20
No answer	999	0	0	0	0	0	0	0	0	0	0	0	0	0	53	53
Not applicable	IAP	13626	354	7542	353	5907	10334	2817	2765	2812	4510	2023	2044	1974	1288	58349

REMARKS: Results have been collapsed for convenience of display.

927. About how tall are you without shoes?

[VAR: HEIGHT]

<u>RESPONSE</u>	<u>PUNCH</u>	<u>YEAR</u>														
		<u>1972-82</u>	<u>1982B</u>	<u>1983-87</u>	<u>1987B</u>	<u>1988-91</u>	<u>1993-98</u>	<u>2000</u>	<u>2002</u>	<u>2004</u>	<u>2006</u>	<u>2008</u>	<u>2010</u>	<u>2012</u>	<u>2014</u>	<u>ALL</u>
4'9"-5'1"	57-61	0	0	0	0	0	0	0	0	0	0	0	0	0	90	90
5'2"-5'5"	62-65	0	0	0	0	0	0	0	0	0	0	0	0	0	342	342
5'6"-5'9"	66-69	0	0	0	0	0	0	0	0	0	0	0	0	0	406	406
5'10"--6'0"	70-72	0	0	0	0	0	0	0	0	0	0	0	0	0	269	269
6'1"+	73+	0	0	0	0	0	0	0	0	0	0	0	0	0	124	124
Don't know	98	0	0	0	0	0	0	0	0	0	0	0	0	0	5	5
No answer	99	0	0	0	0	0	0	0	0	0	0	0	0	0	14	14
Not applicable	IAP	13626	354	7542	353	5907	10334	2817	2765	2812	4510	2023	2044	1974	1288	58349

REMARKS: Results have been collapsed for convenience of display.

928. During the past week, about what percentage of time did you not work as hard as you should have?

[VAR: NTWKHARD]

<u>RESPONSE</u>	<u>PUNCH</u>	<u>YEAR</u>														
		<u>1972-82</u>	<u>1982B</u>	<u>1983-87</u>	<u>1987B</u>	<u>1988-91</u>	<u>1993-98</u>	<u>2000</u>	<u>2002</u>	<u>2004</u>	<u>2006</u>	<u>2008</u>	<u>2010</u>	<u>2012</u>	<u>2014</u>	<u>ALL</u>
0-9%	0-9	0	0	0	0	0	0	0	0	0	0	0	0	0	629	629
10-19%	10-19	0	0	0	0	0	0	0	0	0	0	0	0	0	273	273
20-29	20-29	0	0	0	0	0	0	0	0	0	0	0	0	0	155	155
30-39	30-39	0	0	0	0	0	0	0	0	0	0	0	0	0	38	38
40-49	40-49	0	0	0	0	0	0	0	0	0	0	0	0	0	21	21
50-59	50-59	0	0	0	0	0	0	0	0	0	0	0	0	0	42	42
60-69	60-69	0	0	0	0	0	0	0	0	0	0	0	0	0	10	10
70-79	70-79	0	0	0	0	0	0	0	0	0	0	0	0	0	12	12
80-89	80-89	0	0	0	0	0	0	0	0	0	0	0	0	0	9	9
90-100%	90-100	0	0	0	0	0	0	0	0	0	0	0	0	0	20	20
Don't know	DK	0	0	0	0	0	0	0	0	0	0	0	0	0	0	0
No answer	REF	0	0	0	0	0	0	0	0	0	0	0	0	0	41	41
Not applicable	IAP	13626	354	7542	353	5907	10334	2817	2765	2812	4510	2023	2044	1974	1288	58349

929. During the past 30 days, about how many days did you miss work due to your mental or physical health?

[VAR: MISSWORK]

RESPONSE	PUNCH	YEAR														
		<u>1972-82</u>	<u>1982B</u>	<u>1983-87</u>	<u>1987B</u>	<u>1988-91</u>	<u>1993-98</u>	<u>2000</u>	<u>2002</u>	<u>2004</u>	<u>2006</u>	<u>2008</u>	<u>2010</u>	<u>2012</u>	<u>2014</u>	<u>ALL</u>
0 Days	0	0	0	0	0	0	0	0	0	0	0	0	0	0	1064	1064
1 Day	1	0	0	0	0	0	0	0	0	0	0	0	0	0	70	70
2 Days	2	0	0	0	0	0	0	0	0	0	0	0	0	0	45	45
3 Days	3	0	0	0	0	0	0	0	0	0	0	0	0	0	19	19
4 Days	4	0	0	0	0	0	0	0	0	0	0	0	0	0	10	10
5-9 Days	5-9	0	0	0	0	0	0	0	0	0	0	0	0	0	18	18
10-19 Days	10-19	0	0	0	0	0	0	0	0	0	0	0	0	0	11	11
20 or more days	20-30	0	0	0	0	0	0	0	0	0	0	0	0	0	7	7
Don't know	DK	0	0	0	0	0	0	0	0	0	0	0	0	0	1	1
No answer	REF	0	0	0	0	0	0	0	0	0	0	0	0	0	5	5
Not applicable	IAP	13626	354	7542	353	5907	10334	2817	2765	2812	4510	2023	2044	1974	1288	58349

REMARKS: Results have been collapsed for convenience of display.

**The Employee Compensation Topical Module: Asked Alternating Years
(WORKFOR-LASTWKYR)**

See also the Shared Capitalism Topical Module

930. A. Do you work for a private company, a non-profit organization, or for the government or a government agency?

[VAR: WORKFOR]

<u>RESPONSE</u>	<u>PUNCH</u>	<u>YEAR</u>														
		<u>1972-82</u>	<u>1982B</u>	<u>1983-87</u>	<u>1987B</u>	<u>1988-91</u>	<u>1993-98</u>	<u>2000</u>	<u>2002</u>	<u>2004</u>	<u>2006</u>	<u>2008</u>	<u>2010</u>	<u>2012</u>	<u>2014</u>	<u>ALL</u>
Private company	1	0	0	0	0	0	0	0	1370	0	1303	0	834	0	0	3507
Non-profit organization	2	0	0	0	0	0	0	0	114	0	100	0	105	0	0	319
Government or government agency	3	0	0	0	0	0	0	0	305	0	320	0	201	0	0	826
Don't know	8	0	0	0	0	0	0	0	1	0	7	0	18	0	0	26
No answer	9	0	0	0	0	0	0	0	6	0	2	0	29	0	0	37
Not applicable (WRKSTAT punch 4-8)	IAP	13626	354	7542	353	5907	10334	2817	969	2812	2778	2023	857	1974	2538	54884

B. Do you work for a for-profit company, a non-profit or not-for-profit organization, or for the government or a government agency?

[VAR: WORKFOR1]

<u>RESPONSE</u>	<u>PUNCH</u>	<u>YEAR</u>														
		<u>1972-82</u>	<u>1982B</u>	<u>1983-87</u>	<u>1987B</u>	<u>1988-91</u>	<u>1993-98</u>	<u>2000</u>	<u>2002</u>	<u>2004</u>	<u>2006</u>	<u>2008</u>	<u>2010</u>	<u>2012</u>	<u>2014</u>	<u>ALL</u>
For-profit company	1	0	0	0	0	0	0	0	0	0	0	0	0	0	514	514
Non-profit or not-for profit organization	2	0	0	0	0	0	0	0	0	0	0	0	0	0	115	115
The government or a government agency	3	0	0	0	0	0	0	0	0	0	0	0	0	0	126	126
Don't know	8	0	0	0	0	0	0	0	0	0	0	0	0	0	13	13
No Answer	9	0	0	0	0	0	0	0	0	0	0	0	0	0	5	5
Not applicable (WRKSTAT punch 4-8)	IAP	13626	354	7542	353	5907	10334	2817	2765	2812	4510	2023	2044	1974	1765	58826

IF WORKFOR OR WORKFOR1 EQUALS 1, ASK OWNSTOCK.

IF WORKFOR OR WORKFOR1 EQUALS 2, 3, GO TO EXTRAPAY.

931. Do you own any shares of stock in the company where you now work, either directly or through some type of retirement or stock plan?

HAND CARD GI

[VAR: OWNSTOCK]

<u>RESPONSE</u>	<u>PUNCH</u>	<u>YEAR</u>														
		<u>1972-82</u>	<u>1982B</u>	<u>1983-87</u>	<u>1987B</u>	<u>1988-91</u>	<u>1993-98</u>	<u>2000</u>	<u>2002</u>	<u>2004</u>	<u>2006</u>	<u>2008</u>	<u>2010</u>	<u>2012</u>	<u>2014</u>	<u>ALL</u>
Yes	1	0	0	0	0	0	0	0	314	0	244	0	171	0	104	833
No, I work for a company that does not have stock (GO TO EXTRAPAY)	2	0	0	0	0	0	0	0	598	0	607	0	381	0	212	1798
No, my company has stock but I do not own any of my company's stock	3	0	0	0	0	0	0	0	179	0	178	0	103	0	73	533
No, I do not own stock and I do not know if my company has stock	4	0	0	0	0	0	0	0	188	0	174	0	133	0	78	573
I do not know if I own stock in my company	5	0	0	0	0	0	0	0	74	0	68	0	40	0	43	225
Don't know	8	0	0	0	0	0	0	0	7	0	4	0	4	0	4	19
No answer	9	0	0	0	0	0	0	0	16	0	28	0	31	0	5	80
Not applicable (Punch 2, 3 in WORKFOR)	IAP	13626	354	7542	353	5907	10334	2817	1389	2812	3207	2023	1181	1974	2019	55538

REMARKS: Hand Card GI contains punches 1-5

IF OWNSTOCK EQUALS 1, ASK STOCKVAL

IF OWNSTOCK EQUALS 2, GO TO EXTRAPAY

IF OWNSTOCK EQUALS 3, 4, 5, 9 GO TO STOCKOPS

932. Please give a general estimate of how much cash you would get if all this stock were sold today?

[VAR: STOCKVAL]

RESPONSE	PUNCH	YEAR														
		1972-82	1982B	1983-87	1987B	1988-91	1993-98	2000	2002	2004	2006	2008	2010	2012	2014	ALL
Under \$1,000	1-999	0	0	0	0	0	0	0	21	0	25	0	0	0	7	53
\$1,000-2,999	1000-2999	0	0	0	0	0	0	0	32	0	16	0	0	0	12	60
\$3,000-4,999	3000-4999	0	0	0	0	0	0	0	11	0	11	0	0	0	7	29
\$5,000-9,999	5000-9999	0	0	0	0	0	0	0	29	0	18	0	0	0	7	54
\$10,000-19,999	10000-19999	0	0	0	0	0	0	0	32	0	13	0	0	0	6	51
\$20,000-29,999	20000-29999	0	0	0	0	0	0	0	18	0	21	0	0	0	3	42
\$30,000-39,999	30000-39999	0	0	0	0	0	0	0	11	0	9	0	0	0	8	28
\$40,000-49,999	40000-49999	0	0	0	0	0	0	0	5	0	7	0	0	0	1	13
\$50,000-99,999	50000-99999	0	0	0	0	0	0	0	18	0	15	0	0	0	7	40
\$100,000-499,999	100000-499999	0	0	0	0	0	0	0	28	0	15	0	0	0	10	53
\$500,000-999,999	500000-999999	0	0	0	0	0	0	0	4	0	4	0	0	0	4	12
\$1,000,000 or more	1000000+	0	0	0	0	0	0	0	8	0	0	0	0	0	5	13
Other	9999995	0	0	0	0	0	0	0	14	0	0	0	0	0	0	14
Don't know	9999998	0	0	0	0	0	0	0	59	0	51	0	0	0	22	132
No answer	9999999	0	0	0	0	0	0	0	40	0	39	0	0	0	7	86
Not applicable (Punch 2, 3 in WORKFOR, Punches 2-9 in OWNSTOCK)	IAP	13626	354	7542	353	5907	10334	2817	2435	2812	4266	2023	2044	1974	2432	58919

REMARKS: The above numbers have been collapsed for convenience of display.

933. Do you currently hold any stock options in your company (vested or unvested)?

[VAR: STOCKOPS]

RESPONSE	PUNCH	YEAR														
		<u>1972-82</u>	<u>1982B</u>	<u>1983-87</u>	<u>1987B</u>	<u>1988-91</u>	<u>1993-98</u>	<u>2000</u>	<u>2002</u>	<u>2004</u>	<u>2006</u>	<u>2008</u>	<u>2010</u>	<u>2012</u>	<u>2014</u>	<u>ALL</u>
Yes	1	0	0	0	0	0	0	0	178	0	121	0	72	0	32	403
No	2	0	0	0	0	0	0	0	568	0	358	0	95	0	265	1286
Don't know	8	0	0	0	0	0	0	0	14	0	5	0	2	0	5	26
No answer	9	0	0	0	0	0	0	0	18	0	38	0	33	0	2	91
Not applicable (Punch 2, 3 in WORKFOR, Punch 2 in OWNSTOCK)	IAP	13626	354	7542	353	5907	10334	2817	1987	2812	3988	2023	1842	1974	2234	57793

934. In your job are you eligible for any type of performance-based pay, such as individual or group bonuses or any type of profit-sharing?

[VAR: EXTRAPAY]

RESPONSE	PUNCH	YEAR														
		<u>1972-82</u>	<u>1982B</u>	<u>1983-87</u>	<u>1987B</u>	<u>1988-91</u>	<u>1993-98</u>	<u>2000</u>	<u>2002</u>	<u>2004</u>	<u>2006</u>	<u>2008</u>	<u>2010</u>	<u>2012</u>	<u>2014</u>	<u>ALL</u>
Yes	1	0	0	0	0	0	0	0	597	0	644	0	0	0	261	1502
No (GO TO SEECOWRK)	2	0	0	0	0	0	0	0	1164	0	1046	0	0	0	502	2712
Don't know	8	0	0	0	0	0	0	0	19	0	25	0	0	0	7	51
No answer	9	0	0	0	0	0	0	0	16	0	17	0	0	0	3	36
Not applicable	IAP	13626	354	7542	353	5907	10334	2817	969	2812	2778	2023	2044	1974	1765	55298

IF YES TO EXTRAPAY, ASK COMPPERF.

IF NO, GO TO SEECOWRK

935. A. Does the size of these performance-based payments depend on company profits or performance?

[VAR: COMPPERF]

RESPONSE	PUNCH	YEAR														
		<u>1972-82</u>	<u>1982B</u>	<u>1983-87</u>	<u>1987B</u>	<u>1988-91</u>	<u>1993-98</u>	<u>2000</u>	<u>2002</u>	<u>2004</u>	<u>2006</u>	<u>2008</u>	<u>2010</u>	<u>2012</u>	<u>2014</u>	<u>ALL</u>
Yes	1	0	0	0	0	0	0	0	485	0	522	0	0	0	205	1212
No	2	0	0	0	0	0	0	0	102	0	113	0	0	0	52	267
Don't know	8	0	0	0	0	0	0	0	10	0	9	0	0	0	4	23
No answer	9	0	0	0	0	0	0	0	16	0	17	0	0	0	2	35
Not applicable (Punch 2, 9 in EXTRAPAY)	IAP	13626	354	7542	353	5907	10334	2817	2152	2812	3849	2023	2044	1974	2275	58062

B. Does the size of these performance-based payments depend on workgroup or department performance?

[VAR: DEPTPERF]

RESPONSE	PUNCH	YEAR														
		1972-82	1982B	1983-87	1987B	1988-91	1993-98	2000	2002	2004	2006	2008	2010	2012	2014	ALL
Yes	1	0	0	0	0	0	0	0	343	0	353	0	0	0	148	844
No	2	0	0	0	0	0	0	0	244	0	280	0	0	0	107	631
Don't know	8	0	0	0	0	0	0	0	10	0	11	0	0	0	6	27
No answer	9	0	0	0	0	0	0	0	16	0	17	0	0	0	2	35
Not applicable (Punch 2, 9 in EXTRAPAY)	IAP	13626	354	7542	353	5907	10334	2817	2152	2812	3849	2023	2044	1974	2275	58062

C. Does the size of these performance-based payments depend on individual performance?

[VAR: INDPERF]

RESPONSE	PUNCH	YEAR														
		1972-82	1982B	1983-87	1987B	1988-91	1993-98	2000	2002	2004	2006	2008	2010	2012	2014	ALL
Yes	1	0	0	0	0	0	0	0	380	0	462	0	0	0	195	1037
No	2	0	0	0	0	0	0	0	206	0	177	0	0	0	63	446
Don't know	8	0	0	0	0	0	0	0	11	0	5	0	0	0	3	19
No answer	9	0	0	0	0	0	0	0	16	0	17	0	0	0	2	35
Not applicable (Punch 2, 9 in EXTRAPAY)	IAP	13626	354	7542	353	5907	10334	2817	2152	2812	3849	2023	2044	1974	2275	58062

936. Did you receive any of these performance-based payments in the year 2001?

[VAR: EXTR2001]

RESPONSE	PUNCH	YEAR														
		1972-82	1982B	1983-87	1987B	1988-91	1993-98	2000	2002	2004	2006	2008	2010	2012	2014	ALL
Yes	1	0	0	0	0	0	0	0	395	0	0	0	0	0	0	395
No (GO TO EXTRAYR)	2	0	0	0	0	0	0	0	200	0	0	0	0	0	0	200
Don't know	8	0	0	0	0	0	0	0	1	0	0	0	0	0	0	1
No answer	9	0	0	0	0	0	0	0	17	0	0	0	0	0	0	17
Not applicable (Punch 2, 9 in EXTRAPAY)	IAP	13626	354	7542	353	5907	10334	2817	2152	2812	4510	2023	2044	1974	2538	58986

**IF YES TO EXTR2001, ASK EXTRAVAL
IF NO, REF, OR DK GO TO EXTRAYR**

937. What was the approximate total dollar value of these various payments in 2001/5?

[VAR: EXTRAVAL]

RESPONSE	PUNCH	YEAR														
		<u>1972-82</u>	<u>1982B</u>	<u>1983-87</u>	<u>1987B</u>	<u>1988-91</u>	<u>1993-98</u>	<u>2000</u>	<u>2002</u>	<u>2004</u>	<u>2006</u>	<u>2008</u>	<u>2010</u>	<u>2012</u>	<u>2014</u>	<u>ALL</u>
Under \$1,000	1-999	0	0	0	0	0	0	0	120	0	134	0	0	0	0	254
\$1,000-2,999	1000-2999	0	0	0	0	0	0	0	97	0	104	0	0	0	0	201
\$3,000-4,999	3000-4999	0	0	0	0	0	0	0	34	0	43	0	0	0	0	77
\$5,000-9,999	5000-9999	0	0	0	0	0	0	0	38	0	48	0	0	0	0	86
\$10,000-19,999	10000-19999	0	0	0	0	0	0	0	25	0	32	0	0	0	0	57
\$20,000-29,999	20000-29999	0	0	0	0	0	0	0	5	0	12	0	0	0	0	17
\$30,000-39,999	30000-39999	0	0	0	0	0	0	0	3	0	9	0	0	0	0	12
\$40,000-49,999	40000-49999	0	0	0	0	0	0	0	3	0	5	0	0	0	0	8
\$50,000-99,999	50000-99999	0	0	0	0	0	0	0	7	0	8	0	0	0	0	15
\$100,000-499,999	100000-499999	0	0	0	0	0	0	0	4	0	2	0	0	0	0	6
\$500,000-999,999	500000-999999	0	0	0	0	0	0	0	0	0	0	0	0	0	0	0
\$1,000,000 or more	1000000+	0	0	0	0	0	0	0	1	0	0	0	0	0	0	1
Other	9999995	0	0	0	0	0	0	0	20	0	0	0	0	0	0	20
Don't know	9999998	0	0	0	0	0	0	0	19	0	39	0	0	0	0	58
No answer	9999999	0	0	0	0	0	0	0	36	0	68	0	0	0	0	104
Not applicable (Punch 2, 9 in EXTRAPAY, Punch 2, 9 in EXTR2001)	IAP	13626	354	7542	353	5907	10334	2817	2353	2812	4006	2023	2044	1974	2538	58683

IF EXTRAVAL EQUALS 1, 2, 9, GO TO SEECOWRK.

938. What was the most recent year in which you received these performance-based payments?

[VAR: EXTRAYR]

RESPONSE	PUNCH	YEAR														
		<u>1972-82</u>	<u>1982B</u>	<u>1983-87</u>	<u>1987B</u>	<u>1988-91</u>	<u>1993-98</u>	<u>2000</u>	<u>2002</u>	<u>2004</u>	<u>2006</u>	<u>2008</u>	<u>2010</u>	<u>2012</u>	<u>2014</u>	<u>ALL</u>
1979-1984	1979-1984	0	0	0	0	0	0	0	1	0	1	0	0	0	0	2
1985-1989	1985-1989	0	0	0	0	0	0	0	1	0	1	0	0	0	0	2
1990-1994	1990-1994	0	0	0	0	0	0	0	3	0	1	0	0	0	0	4
1995-1999	1995-1999	0	0	0	0	0	0	0	29	0	2	0	0	0	1	32
2000-2004	2000-2004	0	0	0	0	0	0	0	82	0	72	0	0	0	1	155
2005	2005	0	0	0	0	0	0	0	0	0	0	0	0	0	1	1
2006	2006	0	0	0	0	0	0	0	0	0	0	0	0	0	0	0
2007	2007	0	0	0	0	0	0	0	0	0	0	0	0	0	0	0
2008	2008	0	0	0	0	0	0	0	0	0	0	0	0	0	2	2
2009	2009	0	0	0	0	0	0	0	0	0	0	0	0	0	0	0
2010	2010	0	0	0	0	0	0	0	0	0	0	0	0	0	3	3
2011	2011	0	0	0	0	0	0	0	0	0	0	0	0	0	2	2
2012	2012	0	0	0	0	0	0	0	0	0	0	0	0	0	19	19
2013	2013	0	0	0	0	0	0	0	0	0	0	0	0	0	102	102
2014	2014	0	0	0	0	0	0	0	0	0	0	0	0	0	110	110
Don't know	9998	0	0	0	0	0	0	0	56	0	69	0	0	0	7	132
No answer	9999	0	0	0	0	0	0	0	46	0	30	0	0	0	6	82
Not applicable (Punch 2, 9 in EXTRAPAY, Punch 1 in 3799, Punch 1, 2, 9 in EXTRAVAL)	IAP	13626	354	7542	353	5907	10334	2817	2547	2812	4334	2023	2044	1974	2284	58951

REMARKS: The numbers are collapsed for convenience of display.

IF EXTRAYR EQUALS 1, 2, ASK YEARVAL.

IF EXTRAYR EQUALS 9, REF, DK, GO TO SEECOWRK.

939. What was the approximate total dollar value of these various payments in that year?

[VAR: YEARVAL]

RESPONSE	PUNCH	YEAR														
		<u>1972-82</u>	<u>1982B</u>	<u>1983-87</u>	<u>1987B</u>	<u>1988-91</u>	<u>1993-98</u>	<u>2000</u>	<u>2002</u>	<u>2004</u>	<u>2006</u>	<u>2008</u>	<u>2010</u>	<u>2012</u>	<u>2014</u>	<u>ALL</u>
Under \$1,000	1-999	0	0	0	0	0	0	0	45	0	57	0	0	0	82	184
\$1,000-2,999	1000-2999	0	0	0	0	0	0	0	22	0	23	0	0	0	47	92
\$3,000-4,999	3000-4999	0	0	0	0	0	0	0	6	0	7	0	0	0	24	37
\$5,000-9,999	5000-9999	0	0	0	0	0	0	0	7	0	6	0	0	0	30	43
\$10,000-19,999	10000-19999	0	0	0	0	0	0	0	4	0	1	0	0	0	15	20
\$20,000-29,999	20000-29999	0	0	0	0	0	0	0	4	0	3	0	0	0	1	8
\$30,000-39,999	30000-39999	0	0	0	0	0	0	0	1	0	0	0	0	0	3	4
\$40,000-49,999	40000-49999	0	0	0	0	0	0	0	2	0	0	0	0	0	2	4
\$50,000-99,999	50000-99999	0	0	0	0	0	0	0	1	0	1	0	0	0	2	4
\$100,000-499,999	100000-499999	0	0	0	0	0	0	0	0	0	0	0	0	0	4	4
\$500,000 or more	500000-999999	0	0	0	0	0	0	0	0	0	1	0	0	0	1	2
Other	9999995	0	0	0	0	0	0	0	6	0	0	0	0	0	0	6
Don't know	999998	0	0	0	0	0	0	0	12	0	46	0	0	0	0	58
No answer	999999	0	0	0	0	0	0	0	22	0	31	0	0	0	2	55
Not applicable (Punch 2, 9 in EXTRAPAY, Punch 1 in 3799, Punch 9 in EXTRAYR)	IAP	13626	354	7542	353	5907	10334	2817	2633	2812	4334	2023	2044	1974	2325	59078

940. In your job how easy is it for you to see whether your co-workers are working well or poorly? On a scale of 0 to 10 please describe with 0 meaning not at all easy to see and 10 meaning very easy to see.

[VAR: SEECOWRK]

RESPONSE	PUNCH	YEAR														
		1972-82	1982B	1983-87	1987B	1988-91	1993-98	2000	2002	2004	2006	2008	2010	2012	2014	ALL
Not at all easy to see	0	0	0	0	0	0	0	0	194	0	145	0	0	0	0	339
1	1	0	0	0	0	0	0	0	30	0	20	0	0	0	0	50
2	2	0	0	0	0	0	0	0	31	0	31	0	0	0	0	62
3	3	0	0	0	0	0	0	0	35	0	38	0	0	0	0	73
4	4	0	0	0	0	0	0	0	44	0	38	0	0	0	0	82
5	5	0	0	0	0	0	0	0	106	0	114	0	0	0	0	220
6	6	0	0	0	0	0	0	0	53	0	39	0	0	0	0	92
7	7	0	0	0	0	0	0	0	116	0	91	0	0	0	0	207
8	8	0	0	0	0	0	0	0	239	0	212	0	0	0	0	451
9	9	0	0	0	0	0	0	0	138	0	116	0	0	0	0	254
Very easy to see	10	0	0	0	0	0	0	0	755	0	793	0	0	0	0	1548
Don't know	98	0	0	0	0	0	0	0	36	0	65	0	0	0	0	101
No answer	99	0	0	0	0	0	0	0	19	0	30	0	0	0	0	49
Not applicable	IAP	13626	354	7542	353	5907	10334	2817	969	2812	2778	2023	2044	1974	2538	56071

941. At your workplace, how hard would you say that people work with 0 meaning not at all hard and 10 meaning very hard?

[VAR: COWRKHRD]

RESPONSE	PUNCH	YEAR														
		1972-82	1982B	1983-87	1987B	1988-91	1993-98	2000	2002	2004	2006	2008	2010	2012	2014	ALL
Not at all hard	0	0	0	0	0	0	0	0	94	0	49	0	0	0	0	143
1	1	0	0	0	0	0	0	0	10	0	5	0	0	0	0	15
2	2	0	0	0	0	0	0	0	24	0	24	0	0	0	0	48
3	3	0	0	0	0	0	0	0	47	0	49	0	0	0	0	96
4	4	0	0	0	0	0	0	0	61	0	53	0	0	0	0	114
5	5	0	0	0	0	0	0	0	284	0	237	0	0	0	0	521
6	6	0	0	0	0	0	0	0	136	0	124	0	0	0	0	260
7	7	0	0	0	0	0	0	0	283	0	248	0	0	0	0	531
8	8	0	0	0	0	0	0	0	335	0	341	0	0	0	0	676
9	9	0	0	0	0	0	0	0	160	0	147	0	0	0	0	307
Very hard	10	0	0	0	0	0	0	0	312	0	356	0	0	0	0	668
Don't know	98	0	0	0	0	0	0	0	35	0	72	0	0	0	0	107
No answer	99	0	0	0	0	0	0	0	15	0	27	0	0	0	0	42
Not applicable	IAP	13626	354	7542	353	5907	10334	2817	969	2812	2778	2023	2044	1974	2538	56071

942. If you were to see a fellow employee not working as hard or well as he or she should, how likely would you be to:

A. Talk directly to the employee

[VAR: TALKEMP]

<u>RESPONSE</u>	<u>PUNCH</u>	<u>YEAR</u>														
		<u>1972-82</u>	<u>1982B</u>	<u>1983-87</u>	<u>1987B</u>	<u>1988-91</u>	<u>1993-98</u>	<u>2000</u>	<u>2002</u>	<u>2004</u>	<u>2006</u>	<u>2008</u>	<u>2010</u>	<u>2012</u>	<u>2014</u>	<u>ALL</u>
Not at all likely	1	0	0	0	0	0	0	0	480	0	420	0	0	0	0	900
Not very likely	2	0	0	0	0	0	0	0	301	0	284	0	0	0	0	585
Somewhat likely	3	0	0	0	0	0	0	0	432	0	383	0	0	0	0	815
Very likely	4	0	0	0	0	0	0	0	514	0	546	0	0	0	0	1060
Don't know	8	0	0	0	0	0	0	0	40	0	69	0	0	0	0	109
No answer	9	0	0	0	0	0	0	0	29	0	30	0	0	0	0	59
Not applicable	IAP	13626	354	7542	353	5907	10334	2817	969	2812	2778	2023	2044	1974	2538	56071

B. Speak to your supervisor or manager

[VAR: TALKSUP]

<u>RESPONSE</u>	<u>PUNCH</u>	<u>YEAR</u>														
		<u>1972-82</u>	<u>1982B</u>	<u>1983-87</u>	<u>1987B</u>	<u>1988-91</u>	<u>1993-98</u>	<u>2000</u>	<u>2002</u>	<u>2004</u>	<u>2006</u>	<u>2008</u>	<u>2010</u>	<u>2012</u>	<u>2014</u>	<u>ALL</u>
I do not have a supervisor or manager	0	0	0	0	0	0	0	0	110	0	120	0	0	0	0	230
Not at all likely	1	0	0	0	0	0	0	0	503	0	403	0	0	0	0	906
Not very likely	2	0	0	0	0	0	0	0	391	0	311	0	0	0	0	702
Somewhat likely	3	0	0	0	0	0	0	0	375	0	406	0	0	0	0	781
Very likely	4	0	0	0	0	0	0	0	348	0	401	0	0	0	0	749
Don't know	8	0	0	0	0	0	0	0	38	0	60	0	0	0	0	98
No answer	9	0	0	0	0	0	0	0	31	0	31	0	0	0	0	62
Not applicable	IAP	13626	354	7542	353	5907	10334	2817	969	2812	2778	2023	2044	1974	2538	56071

C. Do nothing

[VAR: DONOTHNG]

RESPONSE	PUNCH	YEAR														
		<u>1972-82</u>	<u>1982B</u>	<u>1983-87</u>	<u>1987B</u>	<u>1988-91</u>	<u>1993-98</u>	<u>2000</u>	<u>2002</u>	<u>2004</u>	<u>2006</u>	<u>2008</u>	<u>2010</u>	<u>2012</u>	<u>2014</u>	<u>ALL</u>
Not at all likely	1	0	0	0	0	0	0	0	640	0	677	0	0	0	0	1317
Not very likely	2	0	0	0	0	0	0	0	363	0	331	0	0	0	0	694
Somewhat likely	3	0	0	0	0	0	0	0	310	0	290	0	0	0	0	600
Very likely	4	0	0	0	0	0	0	0	412	0	323	0	0	0	0	735
Don't know	8	0	0	0	0	0	0	0	41	0	80	0	0	0	0	121
No answer	9	0	0	0	0	0	0	0	30	0	31	0	0	0	0	61
Not applicable	IAP	13626	354	7542	353	5907	10334	2817	969	2812	2778	2023	2044	1974	2538	56071

943. When were you last working for pay, that is what month and year were you last working?

1. MONTH

[VAR: LASTWKMO]

RESPONSE	PUNCH	YEAR														
		<u>1972-82</u>	<u>1982B</u>	<u>1983-87</u>	<u>1987B</u>	<u>1988-91</u>	<u>1993-98</u>	<u>2000</u>	<u>2002</u>	<u>2004</u>	<u>2006</u>	<u>2008</u>	<u>2010</u>	<u>2012</u>	<u>2014</u>	<u>ALL</u>
January	1	0	0	0	0	0	0	0	105	0	0	0	0	0	0	105
February	2	0	0	0	0	0	0	0	74	0	0	0	0	0	0	74
March	3	0	0	0	0	0	0	0	79	0	0	0	0	0	0	79
April	4	0	0	0	0	0	0	0	75	0	0	0	0	0	0	75
May	5	0	0	0	0	0	0	0	72	0	0	0	0	0	0	72
June	6	0	0	0	0	0	0	0	109	0	0	0	0	0	0	109
July	7	0	0	0	0	0	0	0	66	0	0	0	0	0	0	66
August	8	0	0	0	0	0	0	0	55	0	0	0	0	0	0	55
September	9	0	0	0	0	0	0	0	68	0	0	0	0	0	0	68
October	10	0	0	0	0	0	0	0	46	0	0	0	0	0	0	46
November	11	0	0	0	0	0	0	0	40	0	0	0	0	0	0	40
December	12	0	0	0	0	0	0	0	83	0	0	0	0	0	0	83
Don't know	98	0	0	0	0	0	0	0	70	0	0	0	0	0	0	70
No answer	99	0	0	0	0	0	0	0	6	0	0	0	0	0	0	6
Not applicable (WRKSTAT Punches 4-8)	IAP	13626	354	7542	353	5907	10334	2817	1817	2812	4510	2023	2044	1974	2538	58651

2. YEAR

[VAR: LASTWKYR]

<u>RESPONSE</u>	<u>PUNCH</u>	<u>YEAR</u>														
		<u>1972-82</u>	<u>1982B</u>	<u>1983-87</u>	<u>1987B</u>	<u>1988-91</u>	<u>1993-98</u>	<u>2000</u>	<u>2002</u>	<u>2004</u>	<u>2006</u>	<u>2008</u>	<u>2010</u>	<u>2012</u>	<u>2014</u>	<u>ALL</u>
Before 1950	1-1949	0	0	0	0	0	0	0	14	0	0	0	0	0	0	14
1950-1959	1950-1959	0	0	0	0	0	0	0	15	0	0	0	0	0	0	15
1960-1969	1960-1969	0	0	0	0	0	0	0	24	0	0	0	0	0	0	24
1970-1979	1970-1979	0	0	0	0	0	0	0	63	0	0	0	0	0	0	63
1980-1989	1980-1989	0	0	0	0	0	0	0	145	0	0	0	0	0	0	145
1990-1999	1990-1999	0	0	0	0	0	0	0	316	0	0	0	0	0	0	316
2000-2002	2000-2008	0	0	0	0	0	0	0	353	0	0	0	0	0	0	353
Don't know	9998	0	0	0	0	0	0	0	14	0	0	0	0	0	0	14
No answer	9999	0	0	0	0	0	0	0	4	0	0	0	0	0	0	4
Not applicable (WRKSTAT Punches 4-8)	IAP	13626	354	7542	353	5907	10334	2817	1817	2812	4510	2023	2044	1974	2538	58651

REMARKS: The numbers are collapsed for convenience of display.

**The 2002 Topical Module: Altruism
(EMPATHY1-VALGIVEN)**

944. The following statements ask about your thoughts and feelings in various situations. For each item indicate how well it describes you by choosing the number on the showcard where 1 indicates that it does not describe you very well and 5 means that it does describe you very well. Of course numbers 2-4 indicate that how well it describes you are in between these points.

HAND CARD GJ

A. I often have tender, concerned feelings for people less fortunate than me.

[VAR: EMPATHY1]

<u>RESPONSE</u>	<u>PUNCH</u>	<u>YEAR</u>														
		<u>1972-82</u>	<u>1982B</u>	<u>1983-87</u>	<u>1987B</u>	<u>1988-91</u>	<u>1993-98</u>	<u>2000</u>	<u>2002</u>	<u>2004</u>	<u>2006</u>	<u>2008</u>	<u>2010</u>	<u>2012</u>	<u>2014</u>	<u>ALL</u>
Does not describe very well	1	0	0	0	0	0	0	0	64	44	0	0	0	0	0	108
	2	0	0	0	0	0	0	0	68	59	0	0	0	0	0	127
	3	0	0	0	0	0	0	0	253	201	0	0	0	0	0	454
	4	0	0	0	0	0	0	0	341	418	0	0	0	0	0	759
Describes very well	5	0	0	0	0	0	0	0	627	609	0	0	0	0	0	1236
Don't know	8	0	0	0	0	0	0	0	13	5	0	0	0	0	0	18
No answer	9	0	0	0	0	0	0	0	6	4	0	0	0	0	0	10
Not applicable	IAP	13626	354	7542	353	5907	10334	2817	1393	1472	4510	2023	2044	1974	2538	56887

B. Sometimes I don't feel very sorry for other people when they are having problems.

[VAR: EMPATHY2]

<u>RESPONSE</u>	<u>PUNCH</u>	<u>YEAR</u>														
		<u>1972-82</u>	<u>1982B</u>	<u>1983-87</u>	<u>1987B</u>	<u>1988-91</u>	<u>1993-98</u>	<u>2000</u>	<u>2002</u>	<u>2004</u>	<u>2006</u>	<u>2008</u>	<u>2010</u>	<u>2012</u>	<u>2014</u>	<u>ALL</u>
Does not describe very well	1	0	0	0	0	0	0	0	493	420	0	0	0	0	0	913
	2	0	0	0	0	0	0	0	291	338	0	0	0	0	0	629
	3	0	0	0	0	0	0	0	324	335	0	0	0	0	0	659
	4	0	0	0	0	0	0	0	142	153	0	0	0	0	0	295
Describes very well	5	0	0	0	0	0	0	0	101	86	0	0	0	0	0	187
Don't know	8	0	0	0	0	0	0	0	14	3	0	0	0	0	0	17
No answer	9	0	0	0	0	0	0	0	7	5	0	0	0	0	0	12
Not applicable	IAP	13626	354	7542	353	5907	10334	2817	1393	1472	4510	2023	2044	1974	2538	56887

C. When I see someone being taken advantage of, I feel kind of protective towards them.

[VAR: EMPATHY3]

RESPONSE	PUNCH	YEAR														
		1972-82	1982B	1983-87	1987B	1988-91	1993-98	2000	2002	2004	2006	2008	2010	2012	2014	ALL
Does not describe very well	1	0	0	0	0	0	0	0	58	31	0	0	0	0	0	89
	2	0	0	0	0	0	0	0	60	43	0	0	0	0	0	103
	3	0	0	0	0	0	0	0	168	144	0	0	0	0	0	312
	4	0	0	0	0	0	0	0	422	459	0	0	0	0	0	881
Describes very well	5	0	0	0	0	0	0	0	644	653	0	0	0	0	0	1297
Don't know	8	0	0	0	0	0	0	0	14	5	0	0	0	0	0	19
No answer	9	0	0	0	0	0	0	0	6	5	0	0	0	0	0	11
Not applicable	IAP	13626	354	7542	353	5907	10334	2817	1393	1472	4510	2023	2044	1974	2538	56887

D. Other people's misfortunes do not usually disturb me a great deal.

[VAR: EMPATHY4]

RESPONSE	PUNCH	YEAR														
		1972-82	1982B	1983-87	1987B	1988-91	1993-98	2000	2002	2004	2006	2008	2010	2012	2014	ALL
Does not describe very well	1	0	0	0	0	0	0	0	485	463	0	0	0	0	0	948
	2	0	0	0	0	0	0	0	341	359	0	0	0	0	0	700
	3	0	0	0	0	0	0	0	302	299	0	0	0	0	0	601
	4	0	0	0	0	0	0	0	141	123	0	0	0	0	0	264
Describes very well	5	0	0	0	0	0	0	0	83	87	0	0	0	0	0	170
Don't know	8	0	0	0	0	0	0	0	14	4	0	0	0	0	0	18
No answer	9	0	0	0	0	0	0	0	6	5	0	0	0	0	0	11
Not applicable	IAP	13626	354	7542	353	5907	10334	2817	1393	1472	4510	2023	2044	1974	2538	56887

E. When I see someone being treated unfairly, I sometimes don't feel very much pity for them.

[VAR: EMPATHY5]

RESPONSE	PUNCH	YEAR														
		1972-82	1982B	1983-87	1987B	1988-91	1993-98	2000	2002	2004	2006	2008	2010	2012	2014	ALL
Does not describe very well	1	0	0	0	0	0	0	0	613	633	0	0	0	0	0	1246
	2	0	0	0	0	0	0	0	373	374	0	0	0	0	0	747
	3	0	0	0	0	0	0	0	191	163	0	0	0	0	0	354
	4	0	0	0	0	0	0	0	90	89	0	0	0	0	0	179
Describes very well	5	0	0	0	0	0	0	0	76	68	0	0	0	0	0	144
Don't know	8	0	0	0	0	0	0	0	21	8	0	0	0	0	0	29
No answer	9	0	0	0	0	0	0	0	8	5	0	0	0	0	0	13
Not applicable	IAP	13626	354	7542	353	5907	10334	2817	1393	1472	4510	2023	2044	1974	2538	56887

F. I am often quite touched by things that I see happen.

[VAR: EMPATHY6]

RESPONSE	PUNCH	YEAR														
		<u>1972-82</u>	<u>1982B</u>	<u>1983-87</u>	<u>1987B</u>	<u>1988-91</u>	<u>1993-98</u>	<u>2000</u>	<u>2002</u>	<u>2004</u>	<u>2006</u>	<u>2008</u>	<u>2010</u>	<u>2012</u>	<u>2014</u>	<u>ALL</u>
Does not describe very well	1	0	0	0	0	0	0	0	46	29	0	0	0	0	0	75
	2	0	0	0	0	0	0	0	49	68	0	0	0	0	0	117
	3	0	0	0	0	0	0	0	241	250	0	0	0	0	0	491
	4	0	0	0	0	0	0	0	364	397	0	0	0	0	0	761
Describes very well	5	0	0	0	0	0	0	0	651	586	0	0	0	0	0	1237
Don't know	8	0	0	0	0	0	0	0	14	6	0	0	0	0	0	20
No answer	9	0	0	0	0	0	0	0	7	4	0	0	0	0	0	11
Not applicable	IAP	13626	354	7542	353	5907	10334	2817	1393	1472	4510	2023	2044	1974	2538	56887

G. I would describe myself as a pretty soft-hearted person.

[VAR: EMPATHY7]

RESPONSE	PUNCH	YEAR														
		<u>1972-82</u>	<u>1982B</u>	<u>1983-87</u>	<u>1987B</u>	<u>1988-91</u>	<u>1993-98</u>	<u>2000</u>	<u>2002</u>	<u>2004</u>	<u>2006</u>	<u>2008</u>	<u>2010</u>	<u>2012</u>	<u>2014</u>	<u>ALL</u>
Does not describe very well	1	0	0	0	0	0	0	0	50	26	0	0	0	0	0	76
	2	0	0	0	0	0	0	0	69	71	0	0	0	0	0	140
	3	0	0	0	0	0	0	0	234	200	0	0	0	0	0	434
	4	0	0	0	0	0	0	0	337	412	0	0	0	0	0	749
Describes very well	5	0	0	0	0	0	0	0	666	621	0	0	0	0	0	1287
Don't know	8	0	0	0	0	0	0	0	10	6	0	0	0	0	0	16
No answer	9	0	0	0	0	0	0	0	6	4	0	0	0	0	0	10
Not applicable	IAP	13626	354	7542	353	5907	10334	2817	1393	1472	4510	2023	2044	1974	2538	56887

REMARKS: Hand card GJ contained response options 1-5.

945. During the past 12 months, how often have you done each of the following things:

HAND CARD GK

A. Donated blood

[VAR: GIVBLOOD]

<u>RESPONSE</u>	<u>PUNCH</u>	<u>YEAR</u>														
		<u>1972-82</u>	<u>1982B</u>	<u>1983-87</u>	<u>1987B</u>	<u>1988-91</u>	<u>1993-98</u>	<u>2000</u>	<u>2002</u>	<u>2004</u>	<u>2006</u>	<u>2008</u>	<u>2010</u>	<u>2012</u>	<u>2014</u>	<u>ALL</u>
More than once a week	1	0	0	0	0	0	0	0	3	3	0	0	0	2	1	9
Once a week	2	0	0	0	0	0	0	0	0	2	0	0	0	3	4	9
Once a month	3	0	0	0	0	0	0	0	5	6	0	0	0	3	10	24
At least 2 or 3 times in the past year	4	0	0	0	0	0	0	0	81	95	0	0	0	59	57	292
Once in the past year	5	0	0	0	0	0	0	0	121	124	0	0	0	80	89	414
Not at all in the past year	6	0	0	0	0	0	0	0	1152	1106	0	0	0	1154	1106	4518
Don't know	8	0	0	0	0	0	0	0	6	1	0	0	0	2	1	10
No answer	9	0	0	0	0	0	0	0	4	3	0	0	0	5	6	18
Not applicable	IAP	13626	354	7542	353	5907	10334	2817	1393	1472	4510	2023	2044	666	1264	54305

B. Given food or money to a homeless person

[VAR: GIVHMLSS]

<u>RESPONSE</u>	<u>PUNCH</u>	<u>YEAR</u>														
		<u>1972-82</u>	<u>1982B</u>	<u>1983-87</u>	<u>1987B</u>	<u>1988-91</u>	<u>1993-98</u>	<u>2000</u>	<u>2002</u>	<u>2004</u>	<u>2006</u>	<u>2008</u>	<u>2010</u>	<u>2012</u>	<u>2014</u>	<u>ALL</u>
More than once a week	1	0	0	0	0	0	0	0	30	39	0	0	0	47	39	155
Once a week	2	0	0	0	0	0	0	0	53	56	0	0	0	57	79	245
Once a month	3	0	0	0	0	0	0	0	164	149	0	0	0	138	177	628
At least 2 or 3 times in the past year	4	0	0	0	0	0	0	0	407	433	0	0	0	415	399	1654
Once in the past year	5	0	0	0	0	0	0	0	194	191	0	0	0	214	170	769
Not at all in the past year	6	0	0	0	0	0	0	0	505	466	0	0	0	424	400	1795
Don't know	8	0	0	0	0	0	0	0	15	4	0	0	0	7	5	31
No answer	9	0	0	0	0	0	0	0	4	2	0	0	0	6	5	17
Not applicable	IAP	13626	354	7542	353	5907	10334	2817	1393	1472	4510	2023	2044	666	1264	54305

C. Returned money to a cashier after getting too much change

[VAR: RETCHNGE]

<u>RESPONSE</u>	<u>PUNCH</u>	<u>YEAR</u>														
		<u>1972-82</u>	<u>1982B</u>	<u>1983-87</u>	<u>1987B</u>	<u>1988-91</u>	<u>1993-98</u>	<u>2000</u>	<u>2002</u>	<u>2004</u>	<u>2006</u>	<u>2008</u>	<u>2010</u>	<u>2012</u>	<u>2014</u>	<u>ALL</u>
More than once a week	1	0	0	0	0	0	0	0	8	14	0	0	0	13	11	46
Once a week	2	0	0	0	0	0	0	0	6	14	0	0	0	7	14	41
Once a month	3	0	0	0	0	0	0	0	28	42	0	0	0	23	22	115
At least 2 or 3 times in the past year	4	0	0	0	0	0	0	0	256	266	0	0	0	155	159	836
Once in the past year	5	0	0	0	0	0	0	0	330	359	0	0	0	324	249	1262
Not at all in the past year	6	0	0	0	0	0	0	0	709	637	0	0	0	772	809	2927
Don't know	8	0	0	0	0	0	0	0	30	5	0	0	0	8	5	48
No answer	9	0	0	0	0	0	0	0	5	3	0	0	0	6	5	19
Not applicable	IAP	13626	354	7542	353	5907	10334	2817	1393	1472	4510	2023	2044	666	1264	54305

D. Allowed a stranger to go ahead of you in line

[VAR: CUTAHEAD]

<u>RESPONSE</u>	<u>PUNCH</u>	<u>YEAR</u>														
		<u>1972-82</u>	<u>1982B</u>	<u>1983-87</u>	<u>1987B</u>	<u>1988-91</u>	<u>1993-98</u>	<u>2000</u>	<u>2002</u>	<u>2004</u>	<u>2006</u>	<u>2008</u>	<u>2010</u>	<u>2012</u>	<u>2014</u>	<u>ALL</u>
More than once a week	1	0	0	0	0	0	0	0	56	85	0	0	0	90	96	327
Once a week	2	0	0	0	0	0	0	0	95	125	0	0	0	106	136	462
Once a month	3	0	0	0	0	0	0	0	273	307	0	0	0	245	249	1074
At least 2 or 3 times in the past year	4	0	0	0	0	0	0	0	581	539	0	0	0	559	467	2146
Once in the past year	5	0	0	0	0	0	0	0	152	151	0	0	0	158	147	608
Not at all in the past year	6	0	0	0	0	0	0	0	193	126	0	0	0	136	171	626
Don't know	8	0	0	0	0	0	0	0	17	5	0	0	0	8	4	34
No answer	9	0	0	0	0	0	0	0	5	2	0	0	0	6	4	17
Not applicable	IAP	13626	354	7542	353	5907	10334	2817	1393	1472	4510	2023	2044	666	1264	54305

E. Done volunteer work for a charity

[VAR: VOLCHRTY]

RESPONSE	PUNCH	YEAR														
		<u>1972-82</u>	<u>1982B</u>	<u>1983-87</u>	<u>1987B</u>	<u>1988-91</u>	<u>1993-98</u>	<u>2000</u>	<u>2002</u>	<u>2004</u>	<u>2006</u>	<u>2008</u>	<u>2010</u>	<u>2012</u>	<u>2014</u>	<u>ALL</u>
More than once a week	1	0	0	0	0	0	0	0	60	67	0	0	0	51	53	231
Once a week	2	0	0	0	0	0	0	0	50	57	0	0	0	68	56	231
Once a month	3	0	0	0	0	0	0	0	107	125	0	0	0	119	131	482
At least 2 or 3 times in the past year	4	0	0	0	0	0	0	0	222	228	0	0	0	216	235	901
Once in the past year	5	0	0	0	0	0	0	0	167	180	0	0	0	138	146	631
Not at all in the past year	6	0	0	0	0	0	0	0	754	680	0	0	0	709	646	2789
Don't know	8	0	0	0	0	0	0	0	8	1	0	0	0	1	3	13
No answer	9	0	0	0	0	0	0	0	4	2	0	0	0	6	4	16
Not applicable	IAP	13626	354	7542	353	5907	10334	2817	1393	1472	4510	2023	2044	666	1264	54305

F. Given money to a charity

[VAR: GIVCHRTY]

RESPONSE	PUNCH	YEAR														
		<u>1972-82</u>	<u>1982B</u>	<u>1983-87</u>	<u>1987B</u>	<u>1988-91</u>	<u>1993-98</u>	<u>2000</u>	<u>2002</u>	<u>2004</u>	<u>2006</u>	<u>2008</u>	<u>2010</u>	<u>2012</u>	<u>2014</u>	<u>ALL</u>
More than once a week	1	0	0	0	0	0	0	0	32	46	0	0	0	31	38	147
Once a week	2	0	0	0	0	0	0	0	108	113	0	0	0	85	87	393
Once a month	3	0	0	0	0	0	0	0	258	250	0	0	0	213	244	965
At least 2 or 3 times in the past year	4	0	0	0	0	0	0	0	465	438	0	0	0	421	367	1691
Once in the past year	5	0	0	0	0	0	0	0	197	205	0	0	0	190	181	773
Not at all in the past year	6	0	0	0	0	0	0	0	298	282	0	0	0	358	352	1290
Don't know	8	0	0	0	0	0	0	0	10	4	0	0	0	3	1	18
No answer	9	0	0	0	0	0	0	0	4	2	0	0	0	7	4	17
Not applicable	IAP	13626	354	7542	353	5907	10334	2817	1393	1472	4510	2023	2044	666	1264	54305

G. Offered your seat on a bus or in a public place to a stranger who was standing

[VAR: GIVSEAT]

RESPONSE	PUNCH	YEAR														
		<u>1972-82</u>	<u>1982B</u>	<u>1983-87</u>	<u>1987B</u>	<u>1988-91</u>	<u>1993-98</u>	<u>2000</u>	<u>2002</u>	<u>2004</u>	<u>2006</u>	<u>2008</u>	<u>2010</u>	<u>2012</u>	<u>2014</u>	<u>ALL</u>
More than once a week	1	0	0	0	0	0	0	0	20	22	0	0	0	24	27	93
Once a week	2	0	0	0	0	0	0	0	26	30	0	0	0	24	23	103
Once a month	3	0	0	0	0	0	0	0	70	99	0	0	0	75	87	331
At least 2 or 3 times in the past year	4	0	0	0	0	0	0	0	259	330	0	0	0	297	240	1126
Once in the past year	5	0	0	0	0	0	0	0	185	195	0	0	0	186	196	762
Not at all in the past year	6	0	0	0	0	0	0	0	788	655	0	0	0	686	687	2816
Don't know	8	0	0	0	0	0	0	0	18	6	0	0	0	6	9	39
No answer	9	0	0	0	0	0	0	0	6	3	0	0	0	10	5	24
Not applicable	IAP	13626	354	7542	353	5907	10334	2817	1393	1472	4510	2023	2044	666	1264	54305

H. Looked after a person's plants, mail, or pets while they were away

[VAR: HELPAWAY]

RESPONSE	PUNCH	YEAR														
		<u>1972-82</u>	<u>1982B</u>	<u>1983-87</u>	<u>1987B</u>	<u>1988-91</u>	<u>1993-98</u>	<u>2000</u>	<u>2002</u>	<u>2004</u>	<u>2006</u>	<u>2008</u>	<u>2010</u>	<u>2012</u>	<u>2014</u>	<u>ALL</u>
More than once a week	1	0	0	0	0	0	0	0	31	25	0	0	0	29	27	112
Once a week	2	0	0	0	0	0	0	0	19	26	0	0	0	27	14	86
Once a month	3	0	0	0	0	0	0	0	67	100	0	0	0	79	69	315
At least 2 or 3 times in the past year	4	0	0	0	0	0	0	0	426	444	0	0	0	341	333	1544
Once in the past year	5	0	0	0	0	0	0	0	213	244	0	0	0	208	206	871
Not at all in the past year	6	0	0	0	0	0	0	0	600	497	0	0	0	616	620	2333
Don't know	8	0	0	0	0	0	0	0	12	1	0	0	0	2	1	16
No answer	9	0	0	0	0	0	0	0	4	3	0	0	0	6	4	17
Not applicable	IAP	13626	354	7542	353	5907	10334	2817	1393	1472	4510	2023	2044	666	1264	54305

I. Carried a stranger's belongings, like groceries, a suitcase, or shopping bag

[VAR: CARRIED]

RESPONSE	PUNCH	YEAR														
		<u>1972-82</u>	<u>1982B</u>	<u>1983-87</u>	<u>1987B</u>	<u>1988-91</u>	<u>1993-98</u>	<u>2000</u>	<u>2002</u>	<u>2004</u>	<u>2006</u>	<u>2008</u>	<u>2010</u>	<u>2012</u>	<u>2014</u>	<u>ALL</u>
More than once a week	1	0	0	0	0	0	0	0	19	26	0	0	0	24	31	100
Once a week	2	0	0	0	0	0	0	0	23	38	0	0	0	24	34	119
Once a month	3	0	0	0	0	0	0	0	61	94	0	0	0	70	78	303
At least 2 or 3 times in the past year	4	0	0	0	0	0	0	0	273	296	0	0	0	229	232	1030
Once in the past year	5	0	0	0	0	0	0	0	217	221	0	0	0	226	208	872
Not at all in the past year	6	0	0	0	0	0	0	0	762	659	0	0	0	725	687	2833
Don't know	8	0	0	0	0	0	0	0	13	4	0	0	0	2	0	19
No answer	9	0	0	0	0	0	0	0	4	2	0	0	0	8	4	18
Not applicable	IAP	13626	354	7542	353	5907	10334	2817	1393	1472	4510	2023	2044	666	1264	54305

J. Given directions to a stranger

[VAR: DIRECTNS]

RESPONSE	PUNCH	YEAR														
		<u>1972-82</u>	<u>1982B</u>	<u>1983-87</u>	<u>1987B</u>	<u>1988-91</u>	<u>1993-98</u>	<u>2000</u>	<u>2002</u>	<u>2004</u>	<u>2006</u>	<u>2008</u>	<u>2010</u>	<u>2012</u>	<u>2014</u>	<u>ALL</u>
More than once a week	1	0	0	0	0	0	0	0	75	72	0	0	0	63	64	274
Once a week	2	0	0	0	0	0	0	0	77	89	0	0	0	72	77	315
Once a month	3	0	0	0	0	0	0	0	238	239	0	0	0	196	189	862
At least 2 or 3 times in the past year	4	0	0	0	0	0	0	0	607	631	0	0	0	575	547	2360
Once in the past year	5	0	0	0	0	0	0	0	183	159	0	0	0	199	195	736
Not at all in the past year	6	0	0	0	0	0	0	0	173	144	0	0	0	192	196	705
Don't know	8	0	0	0	0	0	0	0	15	3	0	0	0	5	2	25
No answer	9	0	0	0	0	0	0	0	4	3	0	0	0	6	4	17
Not applicable	IAP	13626	354	7542	353	5907	10334	2817	1393	1472	4510	2023	2044	666	1264	54305

K. Let someone you didn't know well borrow a item of some value like dishes or tools.

[VAR: LOANITEM]

RESPONSE	PUNCH	YEAR														
		1972-82	1982B	1983-87	1987B	1988-91	1993-98	2000	2002	2004	2006	2008	2010	2012	2014	ALL
More than once a week	1	0	0	0	0	0	0	0	11	18	0	0	0	13	13	55
Once a week	2	0	0	0	0	0	0	0	20	19	0	0	0	21	16	76
Once a month	3	0	0	0	0	0	0	0	49	79	0	0	0	45	77	250
At least 2 or 3 times in the past year	4	0	0	0	0	0	0	0	221	253	0	0	0	195	214	883
Once in the past year	5	0	0	0	0	0	0	0	231	233	0	0	0	188	165	817
Not at all in the past year	6	0	0	0	0	0	0	0	820	733	0	0	0	834	785	3172
Don't know	8	0	0	0	0	0	0	0	14	2	0	0	0	4	0	20
No answer	9	0	0	0	0	0	0	0	6	3	0	0	0	8	4	21
Not applicable	IAP	13626	354	7542	353	5907	10334	2817	1393	1472	4510	2023	2044	666	1264	54305

REMARKS: Hand Card GK contained response options 1-5.

946. The following are things that you may experience in your daily life. Please tell me how often these occur.

HAND CARD GL

A. I feel a selfless caring for others.

[VAR: SELFLESS]

RESPONSE	PUNCH	YEAR														
		1972-82	1982B	1983-87	1987B	1988-91	1993-98	2000	2002	2004	2006	2008	2010	2012	2014	ALL
Many times a day	1	0	0	0	0	0	0	0	128	191	0	0	0	158	219	696
Every day	2	0	0	0	0	0	0	0	177	392	0	0	0	237	237	1043
Most days	3	0	0	0	0	0	0	0	266	353	0	0	0	266	250	1135
Some days	4	0	0	0	0	0	0	0	328	229	0	0	0	261	217	1035
Once in a while	5	0	0	0	0	0	0	0	288	101	0	0	0	175	180	744
Never or almost never	6	0	0	0	0	0	0	0	136	43	0	0	0	169	150	498
Don't know	8	0	0	0	0	0	0	0	42	15	0	0	0	30	12	99
No answer	9	0	0	0	0	0	0	0	7	16	0	0	0	12	9	44
Not applicable	IAP	13626	354	7542	353	5907	10334	2817	1393	1472	4510	2023	2044	666	1264	54305

B. I accept others even when they do things I think are wrong.

[VAR: ACCPTOTH]

RESPONSE	PUNCH	YEAR														
		1972-82	1982B	1983-87	1987B	1988-91	1993-98	2000	2002	2004	2006	2008	2010	2012	2014	ALL
Many times a day	1	0	0	0	0	0	0	0	119	144	0	0	0	136	145	544
Every day	2	0	0	0	0	0	0	0	207	365	0	0	0	281	255	1108
Most days	3	0	0	0	0	0	0	0	437	451	0	0	0	389	373	1650
Some days	4	0	0	0	0	0	0	0	310	212	0	0	0	223	222	967
Once in a while	5	0	0	0	0	0	0	0	206	124	0	0	0	189	186	705
Never or almost never	6	0	0	0	0	0	0	0	66	20	0	0	0	76	79	241
Don't know	8	0	0	0	0	0	0	0	20	10	0	0	0	8	5	43
No answer	9	0	0	0	0	0	0	0	7	14	0	0	0	6	9	36
Not applicable	IAP	13626	354	7542	353	5907	10334	2817	1393	1472	4510	2023	2044	666	1264	54305

REMARKS: Hand Card GL contained response options 1-6.

947. Please tell me whether you strongly agree, agree, neither agree nor disagree, disagree, or strongly disagree with the following statements:

HAND CARD GM

A. People should be willing to help others who are less fortunate

[VAR: OTHSHELP]

RESPONSE	PUNCH	YEAR														
		1972-82	1982B	1983-87	1987B	1988-91	1993-98	2000	2002	2004	2006	2008	2010	2012	2014	ALL
Strongly agree	1	0	0	0	0	0	0	0	567	583	0	0	0	510	609	2269
Agree	2	0	0	0	0	0	0	0	638	625	0	0	0	678	549	2490
Neither agree nor disagree	3	0	0	0	0	0	0	0	123	105	0	0	0	89	77	394
Disagree	4	0	0	0	0	0	0	0	15	10	0	0	0	15	19	59
Strongly disagree	5	0	0	0	0	0	0	0	9	13	0	0	0	4	10	36
Don't know	8	0	0	0	0	0	0	0	12	2	0	0	0	6	3	23
No answer	9	0	0	0	0	0	0	0	8	2	0	0	0	6	7	23
Not applicable	IAP	13626	354	7542	353	5907	10334	2817	1393	1472	4510	2023	2044	666	1264	54305

B. Those in need have to learn to take care of themselves and not depend on others

[VAR: CARESELF]

RESPONSE	PUNCH	YEAR														
		<u>1972-82</u>	<u>1982B</u>	<u>1983-87</u>	<u>1987B</u>	<u>1988-91</u>	<u>1993-98</u>	<u>2000</u>	<u>2002</u>	<u>2004</u>	<u>2006</u>	<u>2008</u>	<u>2010</u>	<u>2012</u>	<u>2014</u>	<u>ALL</u>
Strongly agree	1	0	0	0	0	0	0	0	175	115	0	0	0	154	156	600
Agree	2	0	0	0	0	0	0	0	552	519	0	0	0	521	519	2111
Neither agree nor disagree	3	0	0	0	0	0	0	0	319	393	0	0	0	333	303	1348
Disagree	4	0	0	0	0	0	0	0	254	255	0	0	0	256	240	1005
Strongly disagree	5	0	0	0	0	0	0	0	52	50	0	0	0	27	46	175
Don't know	8	0	0	0	0	0	0	0	13	6	0	0	0	10	3	32
No answer	9	0	0	0	0	0	0	0	7	2	0	0	0	7	7	23
Not applicable	IAP	13626	354	7542	353	5907	10334	2817	1393	1472	4510	2023	2044	666	1264	54305

C. Personally assisting people in trouble is very important to me

[VAR: PEOPTRBL]

RESPONSE	PUNCH	YEAR														
		<u>1972-82</u>	<u>1982B</u>	<u>1983-87</u>	<u>1987B</u>	<u>1988-91</u>	<u>1993-98</u>	<u>2000</u>	<u>2002</u>	<u>2004</u>	<u>2006</u>	<u>2008</u>	<u>2010</u>	<u>2012</u>	<u>2014</u>	<u>ALL</u>
Strongly agree	1	0	0	0	0	0	0	0	328	329	0	0	0	277	326	1260
Agree	2	0	0	0	0	0	0	0	672	715	0	0	0	748	706	2841
Neither agree nor disagree	3	0	0	0	0	0	0	0	275	245	0	0	0	218	179	917
Disagree	4	0	0	0	0	0	0	0	67	41	0	0	0	47	41	196
Strongly disagree	5	0	0	0	0	0	0	0	12	7	0	0	0	3	11	33
Don't know	8	0	0	0	0	0	0	0	12	1	0	0	0	7	5	25
No answer	9	0	0	0	0	0	0	0	6	2	0	0	0	8	6	22
Not applicable	IAP	13626	354	7542	353	5907	10334	2817	1393	1472	4510	2023	2044	666	1264	54305

D. These days people need to look after themselves and not overly worry about others

[VAR: SELFFRST]

RESPONSE	PUNCH	YEAR														
		<u>1972-82</u>	<u>1982B</u>	<u>1983-87</u>	<u>1987B</u>	<u>1988-91</u>	<u>1993-98</u>	<u>2000</u>	<u>2002</u>	<u>2004</u>	<u>2006</u>	<u>2008</u>	<u>2010</u>	<u>2012</u>	<u>2014</u>	<u>ALL</u>
Strongly agree	1	0	0	0	0	0	0	0	86	59	0	0	0	61	72	278
Agree	2	0	0	0	0	0	0	0	358	265	0	0	0	358	326	1307
Neither agree nor disagree	3	0	0	0	0	0	0	0	289	322	0	0	0	274	303	1188
Disagree	4	0	0	0	0	0	0	0	508	573	0	0	0	521	478	2080
Strongly disagree	5	0	0	0	0	0	0	0	114	115	0	0	0	77	82	388
Don't know	8	0	0	0	0	0	0	0	11	4	0	0	0	8	6	29
No answer	9	0	0	0	0	0	0	0	6	2	0	0	0	9	7	24
Not applicable	IAP	13626	354	7542	353	5907	10334	2817	1393	1472	4510	2023	2044	666	1264	54305

REMARKS: Hand Card GM contained response options 1-5.

948. In the past month, did you do any volunteer activity through organizations, that is donate your time and energy not for pay?

[VAR: VOLMONTH]

RESPONSE	PUNCH	YEAR														
		<u>1972-82</u>	<u>1982B</u>	<u>1983-87</u>	<u>1987B</u>	<u>1988-91</u>	<u>1993-98</u>	<u>2000</u>	<u>2002</u>	<u>2004</u>	<u>2006</u>	<u>2008</u>	<u>2010</u>	<u>2012</u>	<u>2014</u>	<u>ALL</u>
Yes	1	0	0	0	0	0	0	0	0	0	0	0	0	449	446	895
No	2	0	0	0	0	0	0	0	0	0	0	0	0	847	821	1668
Don't know	8	0	0	0	0	0	0	0	0	0	0	0	0	2	3	5
No answer	9	0	0	0	0	0	0	0	0	0	0	0	0	10	4	14
Not applicable	IAP	13626	354	7542	353	5907	10334	2817	2765	2812	4510	2023	2044	666	1264	57017

949. Altogether, what was the total dollar value of all donations you and your immediate family made in the past year towards religious and charitable purposes?

[VAR:VALGIVEN]

<u>RESPONSE</u>	<u>PUNCH</u>	<u>YEAR</u>														
		<u>1972-82</u>	<u>1982B</u>	<u>1983-87</u>	<u>1987B</u>	<u>1988-91</u>	<u>1993-98</u>	<u>2000</u>	<u>2002</u>	<u>2004</u>	<u>2006</u>	<u>2008</u>	<u>2010</u>	<u>2012</u>	<u>2014</u>	<u>ALL</u>
0 Dollars	0	0	0	0	0	0	0	0	0	0	0	0	0	213	209	422
1-999	1-999	0	0	0	0	0	0	0	0	0	0	0	0	498	541	1039
1000-2999	1000-2999	0	0	0	0	0	0	0	0	0	0	0	0	172	196	368
3000-4999	3000-4999	0	0	0	0	0	0	0	0	0	0	0	0	66	45	111
5000-9999	5000-9999	0	0	0	0	0	0	0	0	0	0	0	0	61	67	128
	10000-															
10000-19999	19999	0	0	0	0	0	0	0	0	0	0	0	0	30	32	62
	20000-															
20000-29999	29999	0	0	0	0	0	0	0	0	0	0	0	0	8	12	20
	30000-															
30000-39999	39999	0	0	0	0	0	0	0	0	0	0	0	0	2	3	5
	40000-															
40000-49999	49999	0	0	0	0	0	0	0	0	0	0	0	0	0	1	1
	50000-															
50000-99999	99999	0	0	0	0	0	0	0	0	0	0	0	0	0	5	5
	100000-															
100000+	999997	0	0	0	0	0	0	0	0	0	0	0	0	2	1	3
Don't know	999998	0	0	0	0	0	0	0	0	0	0	0	0	193	116	309
No answer	999999	0	0	0	0	0	0	0	0	0	0	0	0	3	46	49
Not applicable	IAP	13626	354	7542	353	5907	10334	2817	2765	2812	4510	2023	2044	726	1264	57077

**The 2002 Topical Module: Adult Transitions
(Qs. FININD-PARTTHON)**

950. People differ in their ideas about what it takes for a young person to become an adult these days. How important is it for them to be...

Financially independent from their parents/guardians

HAND CARD GN

[VAR: FININD]

RESPONSE	PUNCH	YEAR														
		1972-82	1982B	1983-87	1987B	1988-91	1993-98	2000	2002	2004	2006	2008	2010	2012	2014	ALL
Extremely important	1	0	0	0	0	0	0	0	637	0	0	0	0	0	0	637
Quite important	2	0	0	0	0	0	0	0	465	0	0	0	0	0	0	465
Somewhat important	3	0	0	0	0	0	0	0	228	0	0	0	0	0	0	228
Not too important	4	0	0	0	0	0	0	0	28	0	0	0	0	0	0	28
Not at all important	5	0	0	0	0	0	0	0	14	0	0	0	0	0	0	14
Don't know	8	0	0	0	0	0	0	0	16	0	0	0	0	0	0	16
No answer	9	0	0	0	0	0	0	0	5	0	0	0	0	0	0	5
Not applicable	IAP	13626	354	7542	353	5907	10334	2817	1372	2812	4510	2023	2044	1974	2538	58206

IF FININD EQUALS 4, 5, 9, ASK OWNHH.

A. By what age should this normally occur?

[VAR: FININD1]

RESPONSE	PUNCH	YEAR														
		1972-82	1982B	1983-87	1987B	1988-91	1993-98	2000	2002	2004	2006	2008	2010	2012	2014	ALL
Before 18	1-17	0	0	0	0	0	0	0	98	0	0	0	0	0	0	98
18-19	18-19	0	0	0	0	0	0	0	353	0	0	0	0	0	0	353
20-24	20-24	0	0	0	0	0	0	0	679	0	0	0	0	0	0	679
25-29	25-29	0	0	0	0	0	0	0	155	0	0	0	0	0	0	155
30-34	30-34	0	0	0	0	0	0	0	18	0	0	0	0	0	0	18
After 35	35+	0	0	0	0	0	0	0	3	0	0	0	0	0	0	3
Don't know	98	0	0	0	0	0	0	0	20	0	0	0	0	0	0	20
No answer	99	0	0	0	0	0	0	0	4	0	0	0	0	0	0	4
Not applicable (Punch 4, 5, 9 in FININD)	IAP	13626	354	7542	353	5907	10334	2817	1435	2812	4510	2023	2044	1974	2538	58269

REMARKS: The numbers are collapsed for convenience of display. Hand Card GN contained response options 1-5.

951. People differ in their ideas about what it takes for a young person to become an adult these days. How important is it for them to be...

No longer living in their parents' household

[VAR: OWNHH]

<u>RESPONSE</u>	<u>PUNCH</u>	<u>YEAR</u>														
		<u>1972-82</u>	<u>1982B</u>	<u>1983-87</u>	<u>1987B</u>	<u>1988-91</u>	<u>1993-98</u>	<u>2000</u>	<u>2002</u>	<u>2004</u>	<u>2006</u>	<u>2008</u>	<u>2010</u>	<u>2012</u>	<u>2014</u>	<u>ALL</u>
Extremely important	1	0	0	0	0	0	0	0	396	0	0	0	0	0	0	396
Quite important	2	0	0	0	0	0	0	0	387	0	0	0	0	0	0	387
Somewhat important	3	0	0	0	0	0	0	0	347	0	0	0	0	0	0	347
Not too important	4	0	0	0	0	0	0	0	180	0	0	0	0	0	0	180
Not at all important	5	0	0	0	0	0	0	0	55	0	0	0	0	0	0	55
Don't know	8	0	0	0	0	0	0	0	23	0	0	0	0	0	0	23
No answer	9	0	0	0	0	0	0	0	5	0	0	0	0	0	0	5
Not applicable	IAP	13626	354	7542	353	5907	10334	2817	1372	2812	4510	2023	2044	1974	2538	58206

IF OWNHH EQUALS 4, 5, 9, ASK EDDONE

A. By what age should this normally occur?

[VAR: OWNHH1]

<u>RESPONSE</u>	<u>PUNCH</u>	<u>YEAR</u>														
		<u>1972-82</u>	<u>1982B</u>	<u>1983-87</u>	<u>1987B</u>	<u>1988-91</u>	<u>1993-98</u>	<u>2000</u>	<u>2002</u>	<u>2004</u>	<u>2006</u>	<u>2008</u>	<u>2010</u>	<u>2012</u>	<u>2014</u>	<u>ALL</u>
Before 18	1-17	0	0	0	0	0	0	0	11	0	0	0	0	0	0	11
18-19	18-19	0	0	0	0	0	0	0	325	0	0	0	0	0	0	325
20-24	20-24	0	0	0	0	0	0	0	616	0	0	0	0	0	0	616
25-29	25-29	0	0	0	0	0	0	0	156	0	0	0	0	0	0	156
30-34	30-34	0	0	0	0	0	0	0	4	0	0	0	0	0	0	4
After 35	35+	0	0	0	0	0	0	0	1	0	0	0	0	0	0	1
Don't know	98	0	0	0	0	0	0	0	16	0	0	0	0	0	0	16
No answer	99	0	0	0	0	0	0	0	1	0	0	0	0	0	0	1
Not applicable (Punch 4, 5, 9 in OWNHH)	IAP	13626	354	7542	353	5907	10334	2817	1635	2812	4510	2023	2044	1974	2538	58469

REMARKS: The numbers are collapsed for convenience of display.

952. People differ in their ideas about what it takes for a young person to become an adult these days. How important is it for them to be...

Completed their formal schooling

[VAR: EDDONE]

<u>RESPONSE</u>	<u>PUNCH</u>	<u>YEAR</u>														
		<u>1972-82</u>	<u>1982B</u>	<u>1983-87</u>	<u>1987B</u>	<u>1988-91</u>	<u>1993-98</u>	<u>2000</u>	<u>2002</u>	<u>2004</u>	<u>2006</u>	<u>2008</u>	<u>2010</u>	<u>2012</u>	<u>2014</u>	<u>ALL</u>
Extremely important	1	0	0	0	0	0	0	0	999	0	0	0	0	0	0	999
Quite important	2	0	0	0	0	0	0	0	246	0	0	0	0	0	0	246
Somewhat important	3	0	0	0	0	0	0	0	89	0	0	0	0	0	0	89
Not too important	4	0	0	0	0	0	0	0	30	0	0	0	0	0	0	30
Not at all important	5	0	0	0	0	0	0	0	13	0	0	0	0	0	0	13
Don't know	8	0	0	0	0	0	0	0	11	0	0	0	0	0	0	11
No answer	9	0	0	0	0	0	0	0	5	0	0	0	0	0	0	5
Not applicable	IAP	13626	354	7542	353	5907	10334	2817	1372	2812	4510	2023	2044	1974	2538	58206

IF EDDONE EQUALS 4, 5, 9, ASK FTWORK

A. By what age should this normally occur?

[VAR: EDDONE1]

<u>RESPONSE</u>	<u>PUNCH</u>	<u>YEAR</u>														
		<u>1972-82</u>	<u>1982B</u>	<u>1983-87</u>	<u>1987B</u>	<u>1988-91</u>	<u>1993-98</u>	<u>2000</u>	<u>2002</u>	<u>2004</u>	<u>2006</u>	<u>2008</u>	<u>2010</u>	<u>2012</u>	<u>2014</u>	<u>ALL</u>
Before 18	1-17	0	0	0	0	0	0	0	35	0	0	0	0	0	0	35
18-19	18-19	0	0	0	0	0	0	0	294	0	0	0	0	0	0	294
20-24	20-24	0	0	0	0	0	0	0	672	0	0	0	0	0	0	672
25-29	25-29	0	0	0	0	0	0	0	252	0	0	0	0	0	0	252
30-34	30-34	0	0	0	0	0	0	0	30	0	0	0	0	0	0	30
After 35	35+	0	0	0	0	0	0	0	10	0	0	0	0	0	0	10
Don't know	98	0	0	0	0	0	0	0	36	0	0	0	0	0	0	36
No answer	99	0	0	0	0	0	0	0	5	0	0	0	0	0	0	5
Not applicable (Punch 4, 5, 9 in EDDONE)	IAP	13626	354	7542	353	5907	10334	2817	1431	2812	4510	2023	2044	1974	2538	58265

REMARKS: The numbers are collapsed for convenience of display.

953. People differ in their ideas about what it takes for a young person to become an adult these days. How important is it for them to be...

To be employed full-time

[VAR: FTWORK]

<u>RESPONSE</u>	<u>PUNCH</u>	<u>YEAR</u>														
		<u>1972-82</u>	<u>1982B</u>	<u>1983-87</u>	<u>1987B</u>	<u>1988-91</u>	<u>1993-98</u>	<u>2000</u>	<u>2002</u>	<u>2004</u>	<u>2006</u>	<u>2008</u>	<u>2010</u>	<u>2012</u>	<u>2014</u>	<u>ALL</u>
Extremely important	1	0	0	0	0	0	0	0	831	0	0	0	0	0	0	831
Quite important	2	0	0	0	0	0	0	0	325	0	0	0	0	0	0	325
Somewhat important	3	0	0	0	0	0	0	0	156	0	0	0	0	0	0	156
Not too important	4	0	0	0	0	0	0	0	51	0	0	0	0	0	0	51
Not at all important	5	0	0	0	0	0	0	0	12	0	0	0	0	0	0	12
Don't know	8	0	0	0	0	0	0	0	13	0	0	0	0	0	0	13
No answer	9	0	0	0	0	0	0	0	5	0	0	0	0	0	0	5
Not applicable	IAP	13626	354	7542	353	5907	10334	2817	1372	2812	4510	2023	2044	1974	2538	58206

IF FTWORK EQUALS 4, 5, 9, ASK SUPFAM

A. By what age should this normally occur?

[VAR: FTWORK1]

<u>RESPONSE</u>	<u>PUNCH</u>	<u>YEAR</u>														
		<u>1972-82</u>	<u>1982B</u>	<u>1983-87</u>	<u>1987B</u>	<u>1988-91</u>	<u>1993-98</u>	<u>2000</u>	<u>2002</u>	<u>2004</u>	<u>2006</u>	<u>2008</u>	<u>2010</u>	<u>2012</u>	<u>2014</u>	<u>ALL</u>
Before 18	1-17	0	0	0	0	0	0	0	58	0	0	0	0	0	0	58
18-19	18-19	0	0	0	0	0	0	0	349	0	0	0	0	0	0	349
20-24	20-24	0	0	0	0	0	0	0	674	0	0	0	0	0	0	674
25-29	25-29	0	0	0	0	0	0	0	194	0	0	0	0	0	0	194
30-34	30-34	0	0	0	0	0	0	0	8	0	0	0	0	0	0	8
After 35	35+	0	0	0	0	0	0	0	2	0	0	0	0	0	0	2
Don't know	98	0	0	0	0	0	0	0	26	0	0	0	0	0	0	26
No answer	99	0	0	0	0	0	0	0	1	0	0	0	0	0	0	1
Not applicable (Punch 4, 5, 9 in FTWORK)	IAP	13626	354	7542	353	5907	10334	2817	1453	2812	4510	2023	2044	1974	2538	58287

REMARKS: The numbers are collapsed for convenience of display.

954. People differ in their ideas about what it takes for a young person to become an adult these days. How important is it for them to be...

Be capable of supporting a family financially

[VAR: SUPFAM]

<u>RESPONSE</u>	<u>PUNCH</u>	<u>YEAR</u>														
		<u>1972-82</u>	<u>1982B</u>	<u>1983-87</u>	<u>1987B</u>	<u>1988-91</u>	<u>1993-98</u>	<u>2000</u>	<u>2002</u>	<u>2004</u>	<u>2006</u>	<u>2008</u>	<u>2010</u>	<u>2012</u>	<u>2014</u>	<u>ALL</u>
Extremely important	1	0	0	0	0	0	0	0	824	0	0	0	0	0	0	824
Quite important	2	0	0	0	0	0	0	0	306	0	0	0	0	0	0	306
Somewhat important	3	0	0	0	0	0	0	0	152	0	0	0	0	0	0	152
Not too important	4	0	0	0	0	0	0	0	57	0	0	0	0	0	0	57
Not at all important	5	0	0	0	0	0	0	0	27	0	0	0	0	0	0	27
Don't know	8	0	0	0	0	0	0	0	21	0	0	0	0	0	0	21
No answer	9	0	0	0	0	0	0	0	6	0	0	0	0	0	0	6
Not applicable	IAP	13626	354	7542	353	5907	10334	2817	1372	2812	4510	2023	2044	1974	2538	58206

IF SUPFAM EQUALS 4, 5, 9, ASK HAVCHLD

A. By what age should this normally occur?

[VAR: SUPFAM1]

<u>RESPONSE</u>	<u>PUNCH</u>	<u>YEAR</u>														
		<u>1972-82</u>	<u>1982B</u>	<u>1983-87</u>	<u>1987B</u>	<u>1988-91</u>	<u>1993-98</u>	<u>2000</u>	<u>2002</u>	<u>2004</u>	<u>2006</u>	<u>2008</u>	<u>2010</u>	<u>2012</u>	<u>2014</u>	<u>ALL</u>
Before 18	1-18	0	0	0	0	0	0	0	10	0	0	0	0	0	0	10
18-19	18-19	0	0	0	0	0	0	0	70	0	0	0	0	0	0	70
20-24	20-24	0	0	0	0	0	0	0	435	0	0	0	0	0	0	435
25-29	25-29	0	0	0	0	0	0	0	535	0	0	0	0	0	0	535
30-34	30-34	0	0	0	0	0	0	0	146	0	0	0	0	0	0	146
After 35	35+	0	0	0	0	0	0	0	18	0	0	0	0	0	0	18
Don't know	98	0	0	0	0	0	0	0	65	0	0	0	0	0	0	65
No answer	99	0	0	0	0	0	0	0	3	0	0	0	0	0	0	3
Not applicable (Punch 4, 5, 9 in SUPFAM)	IAP	13626	354	7542	353	5907	10334	2817	1483	2812	4510	2023	2044	1974	2538	58317

REMARKS: The numbers are collapsed for convenience of display.

955. People differ in their ideas about what it takes for a young person to become an adult these days. How important is it for them to...

...have a child

[VAR: HAVCHLD]

<u>RESPONSE</u>	<u>PUNCH</u>	<u>YEAR</u>														
		<u>1972-82</u>	<u>1982B</u>	<u>1983-87</u>	<u>1987B</u>	<u>1988-91</u>	<u>1993-98</u>	<u>2000</u>	<u>2002</u>	<u>2004</u>	<u>2006</u>	<u>2008</u>	<u>2010</u>	<u>2012</u>	<u>2014</u>	<u>ALL</u>
Extremely important	1	0	0	0	0	0	0	0	211	0	0	0	0	0	0	211
Quite important	2	0	0	0	0	0	0	0	168	0	0	0	0	0	0	168
Somewhat important	3	0	0	0	0	0	0	0	321	0	0	0	0	0	0	321
Not too important	4	0	0	0	0	0	0	0	344	0	0	0	0	0	0	344
Not at all important	5	0	0	0	0	0	0	0	302	0	0	0	0	0	0	302
Don't know	8	0	0	0	0	0	0	0	38	0	0	0	0	0	0	38
No answer	9	0	0	0	0	0	0	0	9	0	0	0	0	0	0	9
Not applicable	IAP	13626	354	7542	353	5907	10334	2817	1372	2812	4510	2023	2044	1974	2538	58206

IF HAVCHLD EQUALS 4, 5, 9, ASK GETMAR

A. By what age should this normally occur?

[VAR: HAVCHLD1]

<u>RESPONSE</u>	<u>PUNCH</u>	<u>YEAR</u>														
		<u>1972-82</u>	<u>1982B</u>	<u>1983-87</u>	<u>1987B</u>	<u>1988-91</u>	<u>1993-98</u>	<u>2000</u>	<u>2002</u>	<u>2004</u>	<u>2006</u>	<u>2008</u>	<u>2010</u>	<u>2012</u>	<u>2014</u>	<u>ALL</u>
Before 18	1-17	0	0	0	0	0	0	0	1	0	0	0	0	0	0	1
18-19	18-19	0	0	0	0	0	0	0	15	0	0	0	0	0	0	15
20-24	20-24	0	0	0	0	0	0	0	142	0	0	0	0	0	0	142
25-29	25-29	0	0	0	0	0	0	0	345	0	0	0	0	0	0	345
30-34	30-34	0	0	0	0	0	0	0	142	0	0	0	0	0	0	142
After 35	35+	0	0	0	0	0	0	0	22	0	0	0	0	0	0	22
Don't know	98	0	0	0	0	0	0	0	32	0	0	0	0	0	0	32
No answer	99	0	0	0	0	0	0	0	1	0	0	0	0	0	0	1
Not applicable (Punch 4, 5, 9 in HAVCHLD)	IAP	13626	354	7542	353	5907	10334	2817	2065	2812	4510	2023	2044	1974	2538	58899

REMARKS: The numbers are collapsed for convenience of display.

956. People differ in their ideas about what it takes for a young person to become an adult these days. How important is it for them to...

...get married

[VAR: GETMAR]

<u>RESPONSE</u>	<u>PUNCH</u>	<u>YEAR</u>														
		<u>1972-82</u>	<u>1982B</u>	<u>1983-87</u>	<u>1987B</u>	<u>1988-91</u>	<u>1993-98</u>	<u>2000</u>	<u>2002</u>	<u>2004</u>	<u>2006</u>	<u>2008</u>	<u>2010</u>	<u>2012</u>	<u>2014</u>	<u>ALL</u>
Extremely important	1	0	0	0	0	0	0	0	256	0	0	0	0	0	0	256
Quite important	2	0	0	0	0	0	0	0	191	0	0	0	0	0	0	191
Somewhat important	3	0	0	0	0	0	0	0	284	0	0	0	0	0	0	284
Not too important	4	0	0	0	0	0	0	0	330	0	0	0	0	0	0	330
Not at all important	5	0	0	0	0	0	0	0	290	0	0	0	0	0	0	290
Don't know	8	0	0	0	0	0	0	0	34	0	0	0	0	0	0	34
No answer	9	0	0	0	0	0	0	0	8	0	0	0	0	0	0	8
Not applicable	IAP	13626	354	7542	353	5907	10334	2817	1372	2812	4510	2023	2044	1974	2538	58206

IF GETMAR EQUALS 4, 5, 9, ASK BOYCOTT.

A. By what age should this normally occur?

[VAR: GETMAR1]

<u>RESPONSE</u>	<u>PUNCH</u>	<u>YEAR</u>														
		<u>1972-82</u>	<u>1982B</u>	<u>1983-87</u>	<u>1987B</u>	<u>1988-91</u>	<u>1993-98</u>	<u>2000</u>	<u>2002</u>	<u>2004</u>	<u>2006</u>	<u>2008</u>	<u>2010</u>	<u>2012</u>	<u>2014</u>	<u>ALL</u>
Before 18	1-17	0	0	0	0	0	0	0	0	0	0	0	0	0	0	0
18-19	18-19	0	0	0	0	0	0	0	18	0	0	0	0	0	0	18
20-24	20-24	0	0	0	0	0	0	0	213	0	0	0	0	0	0	213
25-29	25-29	0	0	0	0	0	0	0	328	0	0	0	0	0	0	328
30-34	30-34	0	0	0	0	0	0	0	120	0	0	0	0	0	0	120
After 35	35+	0	0	0	0	0	0	0	20	0	0	0	0	0	0	20
Don't know	98	0	0	0	0	0	0	0	31	0	0	0	0	0	0	31
No answer	99	0	0	0	0	0	0	0	1	0	0	0	0	0	0	1
Not applicable (Punch 4, 5, 9 in GETMAR)	IAP	13626	354	7542	353	5907	10334	2817	2034	2812	4510	2023	2044	1974	2538	58868

REMARKS: The numbers are collapsed for convenience of display.

957. Over the past 5 years have you done any of the following to express your opinion about an issue or your support for a cause?

A. Boycotting a product

[VAR: BOYCOTT]

<u>RESPONSE</u>	<u>PUNCH</u>	<u>YEAR</u>														
		<u>1972-82</u>	<u>1982B</u>	<u>1983-87</u>	<u>1987B</u>	<u>1988-91</u>	<u>1993-98</u>	<u>2000</u>	<u>2002</u>	<u>2004</u>	<u>2006</u>	<u>2008</u>	<u>2010</u>	<u>2012</u>	<u>2014</u>	<u>ALL</u>
Yes	1	0	0	0	0	0	0	0	308	0	0	0	0	0	0	308
No	2	0	0	0	0	0	0	0	1071	0	0	0	0	0	0	1071
Don't know	8	0	0	0	0	0	0	0	8	0	0	0	0	0	0	8
No answer	9	0	0	0	0	0	0	0	6	0	0	0	0	0	0	6
Not applicable	IAP	13626	354	7542	353	5907	10334	2817	1372	2812	4510	2023	2044	1974	2538	58206

B. Sign a petition or an e-mail letter

[VAR: SIGNPET]

<u>RESPONSE</u>	<u>PUNCH</u>	<u>YEAR</u>														
		<u>1972-82</u>	<u>1982B</u>	<u>1983-87</u>	<u>1987B</u>	<u>1988-91</u>	<u>1993-98</u>	<u>2000</u>	<u>2002</u>	<u>2004</u>	<u>2006</u>	<u>2008</u>	<u>2010</u>	<u>2012</u>	<u>2014</u>	<u>ALL</u>
Yes	1	0	0	0	0	0	0	0	592	0	0	0	0	0	0	592
No	2	0	0	0	0	0	0	0	787	0	0	0	0	0	0	787
Don't know	8	0	0	0	0	0	0	0	8	0	0	0	0	0	0	8
No answer	9	0	0	0	0	0	0	0	6	0	0	0	0	0	0	6
Not applicable	IAP	13626	354	7542	353	5907	10334	2817	1372	2812	4510	2023	2044	1974	2538	58206

C. Join a protest rally or march

[VAR: PROTEST]

<u>RESPONSE</u>	<u>PUNCH</u>	<u>YEAR</u>														
		<u>1972-82</u>	<u>1982B</u>	<u>1983-87</u>	<u>1987B</u>	<u>1988-91</u>	<u>1993-98</u>	<u>2000</u>	<u>2002</u>	<u>2004</u>	<u>2006</u>	<u>2008</u>	<u>2010</u>	<u>2012</u>	<u>2014</u>	<u>ALL</u>
Yes	1	0	0	0	0	0	0	0	84	0	0	0	0	0	0	84
No	2	0	0	0	0	0	0	0	1294	0	0	0	0	0	0	1294
Don't know	8	0	0	0	0	0	0	0	9	0	0	0	0	0	0	9
No answer	9	0	0	0	0	0	0	0	6	0	0	0	0	0	0	6
Not applicable	IAP	13626	354	7542	353	5907	10334	2817	1372	2812	4510	2023	2044	1974	2538	58206

D. Contact an elected official by phone, letter, or e-mail

[VAR: CONOFFCL]

<u>RESPONSE</u>	<u>PUNCH</u>	<u>YEAR</u>														
		<u>1972-82</u>	<u>1982B</u>	<u>1983-87</u>	<u>1987B</u>	<u>1988-91</u>	<u>1993-98</u>	<u>2000</u>	<u>2002</u>	<u>2004</u>	<u>2006</u>	<u>2008</u>	<u>2010</u>	<u>2012</u>	<u>2014</u>	<u>ALL</u>
Yes	1	0	0	0	0	0	0	0	389	0	0	0	0	0	0	389
No	2	0	0	0	0	0	0	0	990	0	0	0	0	0	0	990
Don't know	8	0	0	0	0	0	0	0	8	0	0	0	0	0	0	8
No answer	9	0	0	0	0	0	0	0	6	0	0	0	0	0	0	6
Not applicable	IAP	13626	354	7542	353	5907	10334	2817	1372	2812	4510	2023	2044	1974	2538	58206

E. Give money to a group advocating social change

[VAR: GIVCHNG]

<u>RESPONSE</u>	<u>PUNCH</u>	<u>YEAR</u>														
		<u>1972-82</u>	<u>1982B</u>	<u>1983-87</u>	<u>1987B</u>	<u>1988-91</u>	<u>1993-98</u>	<u>2000</u>	<u>2002</u>	<u>2004</u>	<u>2006</u>	<u>2008</u>	<u>2010</u>	<u>2012</u>	<u>2014</u>	<u>ALL</u>
Yes	1	0	0	0	0	0	0	0	326	0	0	0	0	0	0	326
No	2	0	0	0	0	0	0	0	1048	0	0	0	0	0	0	1048
Don't know	8	0	0	0	0	0	0	0	12	0	0	0	0	0	0	12
No answer	9	0	0	0	0	0	0	0	7	0	0	0	0	0	0	7
Not applicable	IAP	13626	354	7542	353	5907	10334	2817	1372	2812	4510	2023	2044	1974	2538	58206

F. Contribute your time to help the needy

[VAR: HLPNEEDY]

<u>RESPONSE</u>	<u>PUNCH</u>	<u>YEAR</u>														
		<u>1972-82</u>	<u>1982B</u>	<u>1983-87</u>	<u>1987B</u>	<u>1988-91</u>	<u>1993-98</u>	<u>2000</u>	<u>2002</u>	<u>2004</u>	<u>2006</u>	<u>2008</u>	<u>2010</u>	<u>2012</u>	<u>2014</u>	<u>ALL</u>
Yes	1	0	0	0	0	0	0	0	690	0	0	0	0	0	0	690
No	2	0	0	0	0	0	0	0	690	0	0	0	0	0	0	690
Don't know	8	0	0	0	0	0	0	0	8	0	0	0	0	0	0	8
No answer	9	0	0	0	0	0	0	0	5	0	0	0	0	0	0	5
Not applicable	IAP	13626	354	7542	353	5907	10334	2817	1372	2812	4510	2023	2044	1974	2538	58206

G. Participate in a walkathon or marathon to raise money for a cause

[VAR: PARTTHON]

<u>RESPONSE</u>	<u>PUNCH</u>	<u>YEAR</u>														
		<u>1972-82</u>	<u>1982B</u>	<u>1983-87</u>	<u>1987B</u>	<u>1988-91</u>	<u>1993-98</u>	<u>2000</u>	<u>2002</u>	<u>2004</u>	<u>2006</u>	<u>2008</u>	<u>2010</u>	<u>2012</u>	<u>2014</u>	<u>ALL</u>
Yes	1	0	0	0	0	0	0	0	296	0	0	0	0	0	0	296
No	2	0	0	0	0	0	0	0	1084	0	0	0	0	0	0	1084
Don't know	8	0	0	0	0	0	0	0	8	0	0	0	0	0	0	8
No answer	9	0	0	0	0	0	0	0	5	0	0	0	0	0	0	5
Not applicable	IAP	13626	354	7542	353	5907	10334	2817	1372	2812	4510	2023	2044	1974	2538	58206

**The 2002 Topical Module: Mental Health
(Qs. CHLDVIG-DOC20A)**

958. Vignette number given to respondent.

[VAR: CHLDVIG]

<u>RESPONSE</u>	<u>PUNCH</u>	<u>YEAR</u>														
		<u>1972-82</u>	<u>1982B</u>	<u>1983-87</u>	<u>1987B</u>	<u>1988-91</u>	<u>1993-98</u>	<u>2000</u>	<u>2002</u>	<u>2004</u>	<u>2006</u>	<u>2008</u>	<u>2010</u>	<u>2012</u>	<u>2014</u>	<u>ALL</u>
1: John, white, 8, adhd	1	0	0	0	0	0	0	0	36	0	0	0	0	0	0	36
2: John, white, 14, adhd	2	0	0	0	0	0	0	0	45	0	0	0	0	0	0	45
3: Mary, white, 8, adhd	3	0	0	0	0	0	0	0	39	0	0	0	0	0	0	39
4: Mary, white, 14, adhd	4	0	0	0	0	0	0	0	47	0	0	0	0	0	0	47
5: John, black, 8, adhd	5	0	0	0	0	0	0	0	42	0	0	0	0	0	0	42
6: John, black, 14, adhd	6	0	0	0	0	0	0	0	45	0	0	0	0	0	0	45
7: Mary, black, 8, adhd	7	0	0	0	0	0	0	0	47	0	0	0	0	0	0	47
8: Mary, black, 14, adhd	8	0	0	0	0	0	0	0	39	0	0	0	0	0	0	39
9: John, white, 8, depression	9	0	0	0	0	0	0	0	42	0	0	0	0	0	0	42
10: John, white, 14, depression	10	0	0	0	0	0	0	0	40	0	0	0	0	0	0	40
11: Mary, white, 8, depression	11	0	0	0	0	0	0	0	50	0	0	0	0	0	0	50
12: Mary, white, 14, depression	12	0	0	0	0	0	0	0	43	0	0	0	0	0	0	43
13: John, black, 8, depression	13	0	0	0	0	0	0	0	54	0	0	0	0	0	0	54
14: John, black, 14, depression	14	0	0	0	0	0	0	0	48	0	0	0	0	0	0	48
15: Mary, black, 8, depression	15	0	0	0	0	0	0	0	48	0	0	0	0	0	0	48
16: Mary, black, 14, depression	16	0	0	0	0	0	0	0	49	0	0	0	0	0	0	49
17: John, white, 8, normal	17	0	0	0	0	0	0	0	40	0	0	0	0	0	0	40
18: John, white, 14, normal	18	0	0	0	0	0	0	0	49	0	0	0	0	0	0	49
19: Mary, white, 8, normal	19	0	0	0	0	0	0	0	48	0	0	0	0	0	0	48
20: Mary, white, 14, normal	20	0	0	0	0	0	0	0	42	0	0	0	0	0	0	42
21: John, black, 8, normal	21	0	0	0	0	0	0	0	48	0	0	0	0	0	0	48
22: John, black, 14, normal	22	0	0	0	0	0	0	0	44	0	0	0	0	0	0	44
23: Mary, black, 8, normal	23	0	0	0	0	0	0	0	38	0	0	0	0	0	0	38
24: Mary, black, 14, normal	24	0	0	0	0	0	0	0	43	0	0	0	0	0	0	43
25: John, white, 8, asthma	25	0	0	0	0	0	0	0	47	0	0	0	0	0	0	47
26: John, white, 14, asthma	26	0	0	0	0	0	0	0	44	0	0	0	0	0	0	44
27: Mary, white, 8, asthma	27	0	0	0	0	0	0	0	34	0	0	0	0	0	0	34
28: Mary, white, 14, asthma	28	0	0	0	0	0	0	0	41	0	0	0	0	0	0	41
29: John, black, 8, asthma	29	0	0	0	0	0	0	0	36	0	0	0	0	0	0	36
30: John, black, 14, asthma	30	0	0	0	0	0	0	0	38	0	0	0	0	0	0	38
31: Mary, black, 8, asthma	31	0	0	0	0	0	0	0	46	0	0	0	0	0	0	46
32: Mary, black, 14, asthma	32	0	0	0	0	0	0	0	41	0	0	0	0	0	0	41
Not applicable	IAP	13626	354	7542	353	5907	10334	2817	1372	2812	4510	2023	2044	1974	2538	58206

REMARKS: Vignette text:

Next I'm going to describe a youth -- named (John/Mary). After I read a description of (him/her) I'll ask you some questions about how you think and feel about (him/her).

ADHD vignette

INTERVIEWER: READ SELECTED VIGNETTE, THEN GIVE CARD FOR VIGNETTE (CHLDVIG) TO R FOR REFERENCE.

(John/Mary) is a (white/black), (male/female), (child who is 8/youth who is 14) years old. (John/Mary) has always had trouble in school, especially in completing assignments on time, even though (he/she) has average intelligence. (John/Mary)'s teachers note that (John/Mary) is very distractible, and that they often have to remind (John/Mary) to get back to the task at hand. (John/Mary) is often up and down, out of (his/her) seat, looking out the window, or talking to classmates (John/Mary) does similar things at home. (His/Her) parents notice that (he/she) easily forgets what (he/she)'s supposed to be doing, has trouble getting up in the morning and going to bed at night, and loses things like toys and games. (John/Mary) also has difficulty making and keeping friends.

Depression vignette

INTERVIEWER: READ SELECTED VIGNETTE, THEN GIVE CARD FOR VIGNETTE (CHLDVIG) TO R FOR REFERENCE.

(John/Mary) is a (white/black), (male/female) (child who is 8/youth who is 14) years old. In the last few months, (John/Mary) has been increasingly moody, staying in (his/her) room after school, and seems to have lost interest in (his/her) favorite hobbies and in friends. (John/Mary) says that (he/she) always feels very tired even though (he/she) is sleeping more than normal, and doesn't feel like eating. (John/Mary) has been having trouble concentrating on what (he/she) is doing both in school and at home, and has told (his/her) parents that "I wish I hadn't been born." One of (John/Mary)'s friends has also heard (him/her) talk about committing suicide.

Normal vignette

INTERVIEWER: READ SELECTED VIGNETTE, THEN GIVE CARD FOR VIGNETTE (CHLDVIG) TO R FOR REFERENCE.

(John/Mary) is a (white/black), (male/female) (child who is 8/youth who is 14) years old. (John/Mary) has several friends in (his/her) neighborhood that (he/she) gets together with one or two times per week, and is involved in several hobbies, including sports and music. (John/Mary) usually gets along fairly well with other kids, but occasionally has some problems with needing to have (his/her) own way or go first in games. (John/Mary) is of average intelligence and behaves appropriately at school, although (he/she) tends to be somewhat shy about participating in class. (John/Mary)'s parents note that (he/she) is sometimes moody, but this comes and goes.

Asthma vignette

INTERVIEWER: READ SELECTED VIGNETTE, THEN GIVE CARD FOR VIGNETTE (CHLDVIG) TO R FOR REFERENCE.

(John/Mary) is a (white/black), (male/female) (child who is 8/youth who is 14) years old. (John/Mary) has a history of breathing problems. (John/Mary) often has bouts of coughing at night, and doesn't sleep very well. (His/Her) parents and teachers have noticed that these problems seem to be particularly bad during challenging situations, in the spring and fall, and during strenuous sports activities. (John/Mary) used to enjoy playing soccer but recently gave it up because of these problems. (John/Mary) feels badly about (his/her) breathing problems, which seem to be getting worse, and wishes (he/she) could "be just like other kids." (John/Mary) is involved in several hobbies, including sports and activities with several friends.

959. First, I'd like to know what you think may be wrong (if anything) with (John/Mary).

PROBE: Anything else?

[VAR: CHLDPRB]

<u>RESPONSE</u>	<u>PUNCH</u>	<u>YEAR</u>														<u>ALL</u>
		<u>1972-82</u>	<u>1982B</u>	<u>1983-87</u>	<u>1987B</u>	<u>1988-91</u>	<u>1993-98</u>	<u>2000</u>	<u>2002</u>	<u>2004</u>	<u>2006</u>	<u>2008</u>	<u>2010</u>	<u>2012</u>	<u>2014</u>	
ADHD/ADD	1	0	0	0	0	0	0	0	135	0	0	0	0	0	0	135
Depression	2	0	0	0	0	0	0	0	228	0	0	0	0	0	0	228
Normal	3	0	0	0	0	0	0	0	287	0	0	0	0	0	0	287
Asthma	4	0	0	0	0	0	0	0	230	0	0	0	0	0	0	230
Developmental/Puberty	5	0	0	0	0	0	0	0	30	0	0	0	0	0	0	30
Illicit drugs	6	0	0	0	0	0	0	0	49	0	0	0	0	0	0	49
ADHD symptoms	7	0	0	0	0	0	0	0	43	0	0	0	0	0	0	43
Psychiatric/Personality problems	8	0	0	0	0	0	0	0	61	0	0	0	0	0	0	61
Medical problems/symptoms	9	0	0	0	0	0	0	0	62	0	0	0	0	0	0	62
Environment/Social	10	0	0	0	0	0	0	0	161	0	0	0	0	0	0	161
Other characteristic/ miscellaneous	11	0	0	0	0	0	0	0	26	0	0	0	0	0	0	26
Don't know/Refused	98	0	0	0	0	0	0	0	78	0	0	0	0	0	0	78
No answer	99	0	0	0	0	0	0	0	3	0	0	0	0	0	0	3
Not applicable	IAP	13626	354	7542	353	5907	10334	2817	1372	2812	4510	2023	2044	1974	2538	58206

960. How serious would you consider (John/Mary)'s problem, if any, to be: very serious, somewhat serious, not very serious, or not at all serious?

[VAR: CHLDPROB]

<u>RESPONSE</u>	<u>PUNCH</u>	<u>YEAR</u>														
		<u>1972-82</u>	<u>1982B</u>	<u>1983-87</u>	<u>1987B</u>	<u>1988-91</u>	<u>1993-98</u>	<u>2000</u>	<u>2002</u>	<u>2004</u>	<u>2006</u>	<u>2008</u>	<u>2010</u>	<u>2012</u>	<u>2014</u>	<u>ALL</u>
Very serious	1	0	0	0	0	0	0	0	625	0	0	0	0	0	0	625
Somewhat serious	2	0	0	0	0	0	0	0	389	0	0	0	0	0	0	389
Not very serious	3	0	0	0	0	0	0	0	168	0	0	0	0	0	0	168
Not at all serious	4	0	0	0	0	0	0	0	171	0	0	0	0	0	0	171
Don't know	8	0	0	0	0	0	0	0	28	0	0	0	0	0	0	28
No answer	9	0	0	0	0	0	0	0	12	0	0	0	0	0	0	12
Not applicable	IAP	13626	354	7542	353	5907	10334	2817	1372	2812	4510	2023	2044	1974	2538	58206

961. What (if anything) should be done to help (John/Mary)?
PROBE: Anything else?

[VAR: CHLDHLP]

<u>RESPONSE</u>	<u>PUNCH</u>	<u>YEAR</u>														
		<u>1972-82</u>	<u>1982B</u>	<u>1983-87</u>	<u>1987B</u>	<u>1988-91</u>	<u>1993-98</u>	<u>2000</u>	<u>2002</u>	<u>2004</u>	<u>2006</u>	<u>2008</u>	<u>2010</u>	<u>2012</u>	<u>2014</u>	<u>ALL</u>
Nothing	10	0	0	0	0	0	0	0	150	0	0	0	0	0	0	150
Medical/General	20	0	0	0	0	0	0	0	115	0	0	0	0	0	0	115
Doctor	21	0	0	0	0	0	0	0	332	0	0	0	0	0	0	332
Specialist	22	0	0	0	0	0	0	0	35	0	0	0	0	0	0	35
Mental health/General	30	0	0	0	0	0	0	0	165	0	0	0	0	0	0	165
Psychiatrist	31	0	0	0	0	0	0	0	29	0	0	0	0	0	0	29
Social Worker	32	0	0	0	0	0	0	0	5	0	0	0	0	0	0	5
Counselor Therapist	33	0	0	0	0	0	0	0	27	0	0	0	0	0	0	27
Psychologist	34	0	0	0	0	0	0	0	21	0	0	0	0	0	0	21
Family/Friends General	40	0	0	0	0	0	0	0	56	0	0	0	0	0	0	56
Negative/Blaming parenting	41	0	0	0	0	0	0	0	99	0	0	0	0	0	0	99
Positive parenting	42	0	0	0	0	0	0	0	103	0	0	0	0	0	0	103
Assist. from school/General	50	0	0	0	0	0	0	0	32	0	0	0	0	0	0	32
Involve teacher	51	0	0	0	0	0	0	0	24	0	0	0	0	0	0	24
Involve school counselor	52	0	0	0	0	0	0	0	19	0	0	0	0	0	0	19
Religion	60	0	0	0	0	0	0	0	11	0	0	0	0	0	0	11
Social/extracurricular activity	80	0	0	0	0	0	0	0	23	0	0	0	0	0	0	23
Other help/miscellaneous	90	0	0	0	0	0	0	0	79	0	0	0	0	0	0	79
Don't know/Refused	98	0	0	0	0	0	0	0	67	0	0	0	0	0	0	67
No Answer	99	0	0	0	0	0	0	0	1	0	0	0	0	0	0	1
Not applicable	IAP	13626	354	7542	353	5907	10334	2817	1372	2812	4510	2023	2044	1974	2538	58206

962. A. Now, I want to ask you some specific questions about (John/Mary). In your opinion, how likely is it that (John/Mary)'s situation MIGHT be caused by (his/her) own bad character--very likely, somewhat likely, not very likely, or not at all likely?

HAND CARD GO

[VAR: BADCHAR]

<u>RESPONSE</u>	<u>PUNCH</u>	<u>YEAR</u>														
		<u>1972-82</u>	<u>1982B</u>	<u>1983-87</u>	<u>1987B</u>	<u>1988-91</u>	<u>1993-98</u>	<u>2000</u>	<u>2002</u>	<u>2004</u>	<u>2006</u>	<u>2008</u>	<u>2010</u>	<u>2012</u>	<u>2014</u>	<u>ALL</u>
Very likely	1	0	0	0	0	0	0	0	77	0	0	0	0	0	0	77
Somewhat likely	2	0	0	0	0	0	0	0	334	0	0	0	0	0	0	334
Not very likely	3	0	0	0	0	0	0	0	463	0	0	0	0	0	0	463
Not at all likely	4	0	0	0	0	0	0	0	470	0	0	0	0	0	0	470
Don't know	8	0	0	0	0	0	0	0	38	0	0	0	0	0	0	38
No answer	9	0	0	0	0	0	0	0	11	0	0	0	0	0	0	11
Not applicable	IAP	13626	354	7542	353	5907	10334	2817	1372	2812	4510	2023	2044	1974	2538	58206

- B. In your opinion, how likely is it that (John/Mary)'s situation MIGHT be caused by a chemical imbalance in the brain?

[VAR: CHEMBAL]

<u>RESPONSE</u>	<u>PUNCH</u>	<u>YEAR</u>														
		<u>1972-82</u>	<u>1982B</u>	<u>1983-87</u>	<u>1987B</u>	<u>1988-91</u>	<u>1993-98</u>	<u>2000</u>	<u>2002</u>	<u>2004</u>	<u>2006</u>	<u>2008</u>	<u>2010</u>	<u>2012</u>	<u>2014</u>	<u>ALL</u>
Very likely	1	0	0	0	0	0	0	0	225	0	0	0	0	0	0	225
Somewhat likely	2	0	0	0	0	0	0	0	531	0	0	0	0	0	0	531
Not very likely	3	0	0	0	0	0	0	0	325	0	0	0	0	0	0	325
Not at all likely	4	0	0	0	0	0	0	0	246	0	0	0	0	0	0	246
Don't know	8	0	0	0	0	0	0	0	55	0	0	0	0	0	0	55
No answer	9	0	0	0	0	0	0	0	11	0	0	0	0	0	0	11
Not applicable	IAP	13626	354	7542	353	5907	10334	2817	1372	2812	4510	2023	2044	1974	2538	58206

C. In your opinion, how likely is it that (John/Mary)'s situation MIGHT be caused by stressful circumstances in (his/her) life?

[VAR: STRESSFL]

<u>RESPONSE</u>	<u>PUNCH</u>	<u>YEAR</u>														
		<u>1972-82</u>	<u>1982B</u>	<u>1983-87</u>	<u>1987B</u>	<u>1988-91</u>	<u>1993-98</u>	<u>2000</u>	<u>2002</u>	<u>2004</u>	<u>2006</u>	<u>2008</u>	<u>2010</u>	<u>2012</u>	<u>2014</u>	<u>ALL</u>
Very likely	1	0	0	0	0	0	0	0	401	0	0	0	0	0	0	401
Somewhat likely	2	0	0	0	0	0	0	0	663	0	0	0	0	0	0	663
Not very likely	3	0	0	0	0	0	0	0	177	0	0	0	0	0	0	177
Not at all likely	4	0	0	0	0	0	0	0	105	0	0	0	0	0	0	105
Don't know	8	0	0	0	0	0	0	0	36	0	0	0	0	0	0	36
No answer	9	0	0	0	0	0	0	0	11	0	0	0	0	0	0	11
Not applicable	IAP	13626	354	7542	353	5907	10334	2817	1372	2812	4510	2023	2044	1974	2538	58206

D. In your opinion, how likely is it that (John/Mary)'s situation MIGHT be caused by a genetic or inherited problem?

[VAR: GENEPROB]

<u>RESPONSE</u>	<u>PUNCH</u>	<u>YEAR</u>														
		<u>1972-82</u>	<u>1982B</u>	<u>1983-87</u>	<u>1987B</u>	<u>1988-91</u>	<u>1993-98</u>	<u>2000</u>	<u>2002</u>	<u>2004</u>	<u>2006</u>	<u>2008</u>	<u>2010</u>	<u>2012</u>	<u>2014</u>	<u>ALL</u>
Very likely	1	0	0	0	0	0	0	0	203	0	0	0	0	0	0	203
Somewhat likely	2	0	0	0	0	0	0	0	668	0	0	0	0	0	0	668
Not very likely	3	0	0	0	0	0	0	0	299	0	0	0	0	0	0	299
Not at all likely	4	0	0	0	0	0	0	0	166	0	0	0	0	0	0	166
Don't know	8	0	0	0	0	0	0	0	46	0	0	0	0	0	0	46
No answer	9	0	0	0	0	0	0	0	11	0	0	0	0	0	0	11
Not applicable	IAP	13626	354	7542	353	5907	10334	2817	1372	2812	4510	2023	2044	1974	2538	58206

E. In your opinion, how likely is it that (John/Mary)'s situation MIGHT be caused by the way he or she was raised?

[VAR: RAISED]

<u>RESPONSE</u>	<u>PUNCH</u>	<u>YEAR</u>														
		<u>1972-82</u>	<u>1982B</u>	<u>1983-87</u>	<u>1987B</u>	<u>1988-91</u>	<u>1993-98</u>	<u>2000</u>	<u>2002</u>	<u>2004</u>	<u>2006</u>	<u>2008</u>	<u>2010</u>	<u>2012</u>	<u>2014</u>	<u>ALL</u>
Very likely	1	0	0	0	0	0	0	0	289	0	0	0	0	0	0	289
Somewhat likely	2	0	0	0	0	0	0	0	615	0	0	0	0	0	0	615
Not very likely	3	0	0	0	0	0	0	0	246	0	0	0	0	0	0	246
Not at all likely	4	0	0	0	0	0	0	0	201	0	0	0	0	0	0	201
Don't know	8	0	0	0	0	0	0	0	32	0	0	0	0	0	0	32
No answer	9	0	0	0	0	0	0	0	10	0	0	0	0	0	0	10
Not applicable	IAP	13626	354	7542	353	5907	10334	2817	1372	2812	4510	2023	2044	1974	2538	58206

F. In your opinion, how likely is it that (John/Mary)'s situation MIGHT be caused by playing violent video games?

[VAR: VIOLTV]

<u>RESPONSE</u>	<u>PUNCH</u>	<u>YEAR</u>														
		<u>1972-82</u>	<u>1982B</u>	<u>1983-87</u>	<u>1987B</u>	<u>1988-91</u>	<u>1993-98</u>	<u>2000</u>	<u>2002</u>	<u>2004</u>	<u>2006</u>	<u>2008</u>	<u>2010</u>	<u>2012</u>	<u>2014</u>	<u>ALL</u>
Very likely	1	0	0	0	0	0	0	0	135	0	0	0	0	0	0	135
Somewhat likely	2	0	0	0	0	0	0	0	353	0	0	0	0	0	0	353
Not very likely	3	0	0	0	0	0	0	0	445	0	0	0	0	0	0	445
Not at all likely	4	0	0	0	0	0	0	0	412	0	0	0	0	0	0	412
Don't know	8	0	0	0	0	0	0	0	38	0	0	0	0	0	0	38
No answer	9	0	0	0	0	0	0	0	10	0	0	0	0	0	0	10
Not applicable	IAP	13626	354	7542	353	5907	10334	2817	1372	2812	4510	2023	2044	1974	2538	58206

G. In your opinion, how likely is it that (John/Mary)'s situation MIGHT be caused by lacking discipline in the home?

[VAR: DISCIPLN]

<u>RESPONSE</u>	<u>PUNCH</u>	<u>YEAR</u>														
		<u>1972-82</u>	<u>1982B</u>	<u>1983-87</u>	<u>1987B</u>	<u>1988-91</u>	<u>1993-98</u>	<u>2000</u>	<u>2002</u>	<u>2004</u>	<u>2006</u>	<u>2008</u>	<u>2010</u>	<u>2012</u>	<u>2014</u>	<u>ALL</u>
Very likely	1	0	0	0	0	0	0	0	219	0	0	0	0	0	0	219
Somewhat likely	2	0	0	0	0	0	0	0	535	0	0	0	0	0	0	535
Not very likely	3	0	0	0	0	0	0	0	317	0	0	0	0	0	0	317
Not at all likely	4	0	0	0	0	0	0	0	279	0	0	0	0	0	0	279
Don't know	8	0	0	0	0	0	0	0	33	0	0	0	0	0	0	33
No answer	9	0	0	0	0	0	0	0	10	0	0	0	0	0	0	10
Not applicable	IAP	13626	354	7542	353	5907	10334	2817	1372	2812	4510	2023	2044	1974	2538	58206

H. In your opinion, how likely is it that (John/Mary)'s situation MIGHT be caused by food or chemical allergies?

[VAR: ALLERGIC]

<u>RESPONSE</u>	<u>PUNCH</u>	<u>YEAR</u>														
		<u>1972-82</u>	<u>1982B</u>	<u>1983-87</u>	<u>1987B</u>	<u>1988-91</u>	<u>1993-98</u>	<u>2000</u>	<u>2002</u>	<u>2004</u>	<u>2006</u>	<u>2008</u>	<u>2010</u>	<u>2012</u>	<u>2014</u>	<u>ALL</u>
Very likely	1	0	0	0	0	0	0	0	164	0	0	0	0	0	0	164
Somewhat likely	2	0	0	0	0	0	0	0	514	0	0	0	0	0	0	514
Not very likely	3	0	0	0	0	0	0	0	422	0	0	0	0	0	0	422
Not at all likely	4	0	0	0	0	0	0	0	236	0	0	0	0	0	0	236
Don't know	8	0	0	0	0	0	0	0	46	0	0	0	0	0	0	46
No answer	9	0	0	0	0	0	0	0	11	0	0	0	0	0	0	11
Not applicable	IAP	13626	354	7542	353	5907	10334	2817	1372	2812	4510	2023	2044	1974	2538	58206

- I. In your opinion, how likely is it that this youth's/child's situation will improve on its own? Is it very likely, somewhat likely, not very likely, or not at all likely?

[VAR: BETTROWN]

<u>RESPONSE</u>	<u>PUNCH</u>	<u>YEAR</u>														
		<u>1972-82</u>	<u>1982B</u>	<u>1983-87</u>	<u>1987B</u>	<u>1988-91</u>	<u>1993-98</u>	<u>2000</u>	<u>2002</u>	<u>2004</u>	<u>2006</u>	<u>2008</u>	<u>2010</u>	<u>2012</u>	<u>2014</u>	<u>ALL</u>
Very likely	1	0	0	0	0	0	0	0	184	0	0	0	0	0	0	184
Somewhat likely	2	0	0	0	0	0	0	0	335	0	0	0	0	0	0	335
Not very likely	3	0	0	0	0	0	0	0	504	0	0	0	0	0	0	504
Not at all likely	4	0	0	0	0	0	0	0	320	0	0	0	0	0	0	320
Don't know	8	0	0	0	0	0	0	0	40	0	0	0	0	0	0	40
No answer	9	0	0	0	0	0	0	0	10	0	0	0	0	0	0	10
Not applicable	IAP	13626	354	7542	353	5907	10334	2817	1372	2812	4510	2023	2044	1974	2538	58206

- J. In your opinion, how likely is it that this youth's/child's situation will improve with strict discipline?

[VAR: IMPRVDIS]

<u>RESPONSE</u>	<u>PUNCH</u>	<u>YEAR</u>														
		<u>1972-82</u>	<u>1982B</u>	<u>1983-87</u>	<u>1987B</u>	<u>1988-91</u>	<u>1993-98</u>	<u>2000</u>	<u>2002</u>	<u>2004</u>	<u>2006</u>	<u>2008</u>	<u>2010</u>	<u>2012</u>	<u>2014</u>	<u>ALL</u>
Very likely	1	0	0	0	0	0	0	0	119	0	0	0	0	0	0	119
Somewhat likely	2	0	0	0	0	0	0	0	359	0	0	0	0	0	0	359
Not very likely	3	0	0	0	0	0	0	0	513	0	0	0	0	0	0	513
Not at all likely	4	0	0	0	0	0	0	0	358	0	0	0	0	0	0	358
Don't know	8	0	0	0	0	0	0	0	34	0	0	0	0	0	0	34
No answer	9	0	0	0	0	0	0	0	10	0	0	0	0	0	0	10
Not applicable	IAP	13626	354	7542	353	5907	10334	2817	1372	2812	4510	2023	2044	1974	2538	58206

- K. In your opinion, how likely is it that this youth's/child's situation will improve with some changes in (his/her) diet?

[VAR: IMPRVEAT]

<u>RESPONSE</u>	<u>PUNCH</u>	<u>YEAR</u>														
		<u>1972-82</u>	<u>1982B</u>	<u>1983-87</u>	<u>1987B</u>	<u>1988-91</u>	<u>1993-98</u>	<u>2000</u>	<u>2002</u>	<u>2004</u>	<u>2006</u>	<u>2008</u>	<u>2010</u>	<u>2012</u>	<u>2014</u>	<u>ALL</u>
Very likely	1	0	0	0	0	0	0	0	89	0	0	0	0	0	0	89
Somewhat likely	2	0	0	0	0	0	0	0	584	0	0	0	0	0	0	584
Not very likely	3	0	0	0	0	0	0	0	437	0	0	0	0	0	0	437
Not at all likely	4	0	0	0	0	0	0	0	228	0	0	0	0	0	0	228
Don't know	8	0	0	0	0	0	0	0	44	0	0	0	0	0	0	44
No answer	9	0	0	0	0	0	0	0	11	0	0	0	0	0	0	11
Not applicable	IAP	13626	354	7542	353	5907	10334	2817	1372	2812	4510	2023	2044	1974	2538	58206

L. In your opinion, how likely is it that this youth's/child's situation will improve with medical treatment?

[VAR: IMPRVMED]

RESPONSE	PUNCH	YEAR														
		<u>1972-82</u>	<u>1982B</u>	<u>1983-87</u>	<u>1987B</u>	<u>1988-91</u>	<u>1993-98</u>	<u>2000</u>	<u>2002</u>	<u>2004</u>	<u>2006</u>	<u>2008</u>	<u>2010</u>	<u>2012</u>	<u>2014</u>	<u>ALL</u>
Very likely	1	0	0	0	0	0	0	0	516	0	0	0	0	0	0	516
Somewhat likely	2	0	0	0	0	0	0	0	460	0	0	0	0	0	0	460
Not very likely	3	0	0	0	0	0	0	0	226	0	0	0	0	0	0	226
Not at all likely	4	0	0	0	0	0	0	0	137	0	0	0	0	0	0	137
Don't know	8	0	0	0	0	0	0	0	42	0	0	0	0	0	0	42
No answer	9	0	0	0	0	0	0	0	12	0	0	0	0	0	0	12
Not applicable	IAP	13626	354	7542	353	5907	10334	2817	1372	2812	4510	2023	2044	1974	2538	58206

REMARKS: Hand Card GO contained response options 1-4.

963. A. How willing would you be to move next door to (John/Mary)'s family? -- definitely willing, probably willing, probably unwilling, or definitely unwilling?

HAND CARD GP

[VAR: NEXTDOOR]

RESPONSE	PUNCH	YEAR														
		<u>1972-82</u>	<u>1982B</u>	<u>1983-87</u>	<u>1987B</u>	<u>1988-91</u>	<u>1993-98</u>	<u>2000</u>	<u>2002</u>	<u>2004</u>	<u>2006</u>	<u>2008</u>	<u>2010</u>	<u>2012</u>	<u>2014</u>	<u>ALL</u>
Definitely willing	1	0	0	0	0	0	0	0	494	0	0	0	0	0	0	494
Probably willing	2	0	0	0	0	0	0	0	651	0	0	0	0	0	0	651
Probably unwilling	3	0	0	0	0	0	0	0	139	0	0	0	0	0	0	139
Definitely unwilling	4	0	0	0	0	0	0	0	63	0	0	0	0	0	0	63
Don't know	8	0	0	0	0	0	0	0	33	0	0	0	0	0	0	33
No answer	9	0	0	0	0	0	0	0	13	0	0	0	0	0	0	13
Not applicable	IAP	13626	354	7542	353	5907	10334	2817	1372	2812	4510	2023	2044	1974	2538	58206

B. How willing would you be to spend an evening socializing with (John/Mary)'s family?

[VAR: SPENDEVE]

RESPONSE	PUNCH	YEAR														
		1972-82	1982B	1983-87	1987B	1988-91	1993-98	2000	2002	2004	2006	2008	2010	2012	2014	ALL
Definitely willing	1	0	0	0	0	0	0	0	483	0	0	0	0	0	0	483
Probably willing	2	0	0	0	0	0	0	0	689	0	0	0	0	0	0	689
Probably unwilling	3	0	0	0	0	0	0	0	128	0	0	0	0	0	0	128
Definitely unwilling	4	0	0	0	0	0	0	0	45	0	0	0	0	0	0	45
Don't know	8	0	0	0	0	0	0	0	35	0	0	0	0	0	0	35
No answer	9	0	0	0	0	0	0	0	13	0	0	0	0	0	0	13
Not applicable	IAP	13626	354	7542	353	5907	10334	2817	1372	2812	4510	2023	2044	1974	2538	58206

C. How willing would you be to have your children make friends with (John/Mary)?

[VAR: CHLDFRND]

RESPONSE	PUNCH	YEAR														
		1972-82	1982B	1983-87	1987B	1988-91	1993-98	2000	2002	2004	2006	2008	2010	2012	2014	ALL
Definitely willing	1	0	0	0	0	0	0	0	496	0	0	0	0	0	0	496
Probably willing	2	0	0	0	0	0	0	0	627	0	0	0	0	0	0	627
Probably unwilling	3	0	0	0	0	0	0	0	173	0	0	0	0	0	0	173
Definitely unwilling	4	0	0	0	0	0	0	0	54	0	0	0	0	0	0	54
Don't know	8	0	0	0	0	0	0	0	29	0	0	0	0	0	0	29
No answer	9	0	0	0	0	0	0	0	14	0	0	0	0	0	0	14
Not applicable	IAP	13626	354	7542	353	5907	10334	2817	1372	2812	4510	2023	2044	1974	2538	58206

D. How willing would you be to have (John/Mary) in your child's class at school?

[VAR: CHLDSCH]

RESPONSE	PUNCH	YEAR														
		1972-82	1982B	1983-87	1987B	1988-91	1993-98	2000	2002	2004	2006	2008	2010	2012	2014	ALL
Definitely willing	1	0	0	0	0	0	0	0	602	0	0	0	0	0	0	602
Probably willing	2	0	0	0	0	0	0	0	620	0	0	0	0	0	0	620
Probably unwilling	3	0	0	0	0	0	0	0	98	0	0	0	0	0	0	98
Definitely unwilling	4	0	0	0	0	0	0	0	32	0	0	0	0	0	0	32
Don't know	8	0	0	0	0	0	0	0	28	0	0	0	0	0	0	28
No answer	9	0	0	0	0	0	0	0	13	0	0	0	0	0	0	13
Not applicable	IAP	13626	354	7542	353	5907	10334	2817	1372	2812	4510	2023	2044	1974	2538	58206

REMARKS: Hand Card GP contained response options 1-4.

964. If (John/Mary) was your child, would you...

Get advice from family and friends about (John/Mary)?

[VAR: ADFAM]

<u>RESPONSE</u>	<u>PUNCH</u>	<u>YEAR</u>														
		<u>1972-82</u>	<u>1982B</u>	<u>1983-87</u>	<u>1987B</u>	<u>1988-91</u>	<u>1993-98</u>	<u>2000</u>	<u>2002</u>	<u>2004</u>	<u>2006</u>	<u>2008</u>	<u>2010</u>	<u>2012</u>	<u>2014</u>	<u>ALL</u>
Yes	1	0	0	0	0	0	0	0	921	0	0	0	0	0	0	921
No	2	0	0	0	0	0	0	0	441	0	0	0	0	0	0	441
Don't know	8	0	0	0	0	0	0	0	20	0	0	0	0	0	0	20
No answer	9	0	0	0	0	0	0	0	11	0	0	0	0	0	0	11
Not applicable	IAP	13626	354	7542	353	5907	10334	2817	1372	2812	4510	2023	2044	1974	2538	58206

IF YES TO ADFAM, ASK ADFAMMED

IF NO, GO TO ADTCH

A. If they said your child should be on medication, how likely would you be to do that? Very likely, somewhat likely, not very likely, or not at all likely?

HAND CARD GQ

[VAR: ADFAMMED]

<u>RESPONSE</u>	<u>PUNCH</u>	<u>YEAR</u>														
		<u>1972-82</u>	<u>1982B</u>	<u>1983-87</u>	<u>1987B</u>	<u>1988-91</u>	<u>1993-98</u>	<u>2000</u>	<u>2002</u>	<u>2004</u>	<u>2006</u>	<u>2008</u>	<u>2010</u>	<u>2012</u>	<u>2014</u>	<u>ALL</u>
Very likely	1	0	0	0	0	0	0	0	273	0	0	0	0	0	0	273
Somewhat likely	2	0	0	0	0	0	0	0	279	0	0	0	0	0	0	279
Not very likely	3	0	0	0	0	0	0	0	216	0	0	0	0	0	0	216
Not likely at all	4	0	0	0	0	0	0	0	145	0	0	0	0	0	0	145
Don't know	8	0	0	0	0	0	0	0	8	0	0	0	0	0	0	8
No answer	9	0	0	0	0	0	0	0	0	0	0	0	0	0	0	0
Not applicable (Punch 2, 9 in ADFAM)	IAP	13626	354	7542	353	5907	10334	2817	1844	2812	4510	2023	2044	1974	2538	58678

REMARKS: Hand GQ contained response options 1-4. The respondent was read a text including the phrase "not at all likely" but the accompanying Hand Card read "Not likely at all."

965. If (John/Mary) was your child, would you...

Get advice from your child's teachers?

[VAR: ADTCH]

RESPONSE	PUNCH	YEAR														
		1972-82	1982B	1983-87	1987B	1988-91	1993-98	2000	2002	2004	2006	2008	2010	2012	2014	ALL
Yes	1	0	0	0	0	0	0	0	1098	0	0	0	0	0	0	1098
No	2	0	0	0	0	0	0	0	256	0	0	0	0	0	0	256
Don't know	8	0	0	0	0	0	0	0	28	0	0	0	0	0	0	28
No answer	9	0	0	0	0	0	0	0	11	0	0	0	0	0	0	11
Not applicable	IAP	13626	354	7542	353	5907	10334	2817	1372	2812	4510	2023	2044	1974	2538	58206

IF YES TO ADTCH, ASK ADTCHMED

IF NO, GO TO ADDOC

A. If the teachers said your child should be on medication, how likely would you be to do that? Very likely, somewhat likely, not very likely, or not at all likely?

HAND CARD GR

[VAR: ADTCHMED]

RESPONSE	PUNCH	YEAR														
		1972-82	1982B	1983-87	1987B	1988-91	1993-98	2000	2002	2004	2006	2008	2010	2012	2014	ALL
Very likely	1	0	0	0	0	0	0	0	167	0	0	0	0	0	0	167
Somewhat likely	2	0	0	0	0	0	0	0	340	0	0	0	0	0	0	340
Not very likely	3	0	0	0	0	0	0	0	355	0	0	0	0	0	0	355
Not likely at all	4	0	0	0	0	0	0	0	231	0	0	0	0	0	0	231
Don't know	8	0	0	0	0	0	0	0	5	0	0	0	0	0	0	5
No answer	9	0	0	0	0	0	0	0	0	0	0	0	0	0	0	0
Not applicable (Punch 2, 9 in ADTCH)	IAP	13626	354	7542	353	5907	10334	2817	1667	2812	4510	2023	2044	1974	2538	58501

REMARKS: Hand Card GR contained response options 1-4. The respondent was read a text including the phrase "not at all likely" but the accompanying Hand Card read "Not likely at all."

966. If (John/Mary) was your child, would you...

Go to a general medical doctor for help?

[VAR: ADDOC]

<u>RESPONSE</u>	<u>PUNCH</u>	<u>YEAR</u>														
		<u>1972-82</u>	<u>1982B</u>	<u>1983-87</u>	<u>1987B</u>	<u>1988-91</u>	<u>1993-98</u>	<u>2000</u>	<u>2002</u>	<u>2004</u>	<u>2006</u>	<u>2008</u>	<u>2010</u>	<u>2012</u>	<u>2014</u>	<u>ALL</u>
Yes	1	0	0	0	0	0	0	0	1091	0	0	0	0	0	0	1091
No	2	0	0	0	0	0	0	0	268	0	0	0	0	0	0	268
Don't know	8	0	0	0	0	0	0	0	23	0	0	0	0	0	0	23
No answer	9	0	0	0	0	0	0	0	11	0	0	0	0	0	0	11
Not applicable	IAP	13626	354	7542	353	5907	10334	2817	1372	2812	4510	2023	2044	1974	2538	58206

IF YES TO ADDOC, ASK ADDOCMED

IF NO, GO TO ADCOU

- A. If the doctor said that your child should be on medication, how likely would you be to do that? Very likely, somewhat likely, not very likely, or not at all likely?

HAND CARD GS

[VAR: ADDOCMED]

<u>RESPONSE</u>	<u>PUNCH</u>	<u>YEAR</u>														
		<u>1972-82</u>	<u>1982B</u>	<u>1983-87</u>	<u>1987B</u>	<u>1988-91</u>	<u>1993-98</u>	<u>2000</u>	<u>2002</u>	<u>2004</u>	<u>2006</u>	<u>2008</u>	<u>2010</u>	<u>2012</u>	<u>2014</u>	<u>ALL</u>
Very likely	1	0	0	0	0	0	0	0	573	0	0	0	0	0	0	573
Somewhat likely	2	0	0	0	0	0	0	0	382	0	0	0	0	0	0	382
Not very likely	3	0	0	0	0	0	0	0	97	0	0	0	0	0	0	97
Not likely at all	4	0	0	0	0	0	0	0	31	0	0	0	0	0	0	31
Don't know	8	0	0	0	0	0	0	0	8	0	0	0	0	0	0	8
No answer	9	0	0	0	0	0	0	0	0	0	0	0	0	0	0	0
Not applicable (Punch 2, 9 in ADDOC)	IAP	13626	354	7542	353	5907	10334	2817	1674	2812	4510	2023	2044	1974	2538	58508

REMARKS: Hand Card GS contained response options 1-4. The respondent was read a text including the phrase "not at all likely" but the accompanying Hand Card read "Not likely at all."

967. If (John/Mary) was your child, would you...

Go to a therapist or counselor, like a psychologist, social worker, or other mental health professional for help?

[VAR: ADCOU]

<u>RESPONSE</u>	<u>PUNCH</u>	<u>YEAR</u>														
		<u>1972-82</u>	<u>1982B</u>	<u>1983-87</u>	<u>1987B</u>	<u>1988-91</u>	<u>1993-98</u>	<u>2000</u>	<u>2002</u>	<u>2004</u>	<u>2006</u>	<u>2008</u>	<u>2010</u>	<u>2012</u>	<u>2014</u>	<u>ALL</u>
Yes	1	0	0	0	0	0	0	0	941	0	0	0	0	0	0	941
No	2	0	0	0	0	0	0	0	415	0	0	0	0	0	0	415
Don't know	8	0	0	0	0	0	0	0	26	0	0	0	0	0	0	26
No answer	9	0	0	0	0	0	0	0	11	0	0	0	0	0	0	11
Not applicable	IAP	13626	354	7542	353	5907	10334	2817	1372	2812	4510	2023	2044	1974	2538	58206

IF YES TO ADCOU, ASK ADCOUMED

IF NO, GO TO ADPSY

A. If the therapist or counselor said your child should be on medication, how likely would you be to do that?
Very likely, somewhat likely, not very likely, or not at all likely?

HAND CARD GT

[VAR: ADCOUMED]

<u>RESPONSE</u>	<u>PUNCH</u>	<u>YEAR</u>														
		<u>1972-82</u>	<u>1982B</u>	<u>1983-87</u>	<u>1987B</u>	<u>1988-91</u>	<u>1993-98</u>	<u>2000</u>	<u>2002</u>	<u>2004</u>	<u>2006</u>	<u>2008</u>	<u>2010</u>	<u>2012</u>	<u>2014</u>	<u>ALL</u>
Very likely	1	0	0	0	0	0	0	0	433	0	0	0	0	0	0	433
Somewhat likely	2	0	0	0	0	0	0	0	370	0	0	0	0	0	0	370
Not very likely	3	0	0	0	0	0	0	0	98	0	0	0	0	0	0	98
Not likely at all	4	0	0	0	0	0	0	0	34	0	0	0	0	0	0	34
Don't know	8	0	0	0	0	0	0	0	6	0	0	0	0	0	0	6
No answer	9	0	0	0	0	0	0	0	0	0	0	0	0	0	0	0
Not applicable (Punch 2, 9 in ADCOU)	IAP	13626	354	7542	353	5907	10334	2817	1824	2812	4510	2023	2044	1974	2538	58658

REMARKS: Hand Card GT contained response options 1-4. The respondent was read a text including the phrase "not at all likely" but the accompanying Hand Card read "Not likely at all."

968. If (John/Mary) was your child, would you...

Go to a psychiatrist for help?

[VAR: ADPSY]

<u>RESPONSE</u>	<u>PUNCH</u>	<u>YEAR</u>														
		<u>1972-82</u>	<u>1982B</u>	<u>1983-87</u>	<u>1987B</u>	<u>1988-91</u>	<u>1993-98</u>	<u>2000</u>	<u>2002</u>	<u>2004</u>	<u>2006</u>	<u>2008</u>	<u>2010</u>	<u>2012</u>	<u>2014</u>	<u>ALL</u>
Yes	1	0	0	0	0	0	0	0	741	0	0	0	0	0	0	741
No	2	0	0	0	0	0	0	0	605	0	0	0	0	0	0	605
Don't know	8	0	0	0	0	0	0	0	36	0	0	0	0	0	0	36
No answer	9	0	0	0	0	0	0	0	11	0	0	0	0	0	0	11
Not applicable	IAP	13626	354	7542	353	5907	10334	2817	1372	2812	4510	2023	2044	1974	2538	58206

IF YES TO ADPSY, ASK ADPSYMED

IF NO, GO TO ADHOS

A. If the psychiatrist said your child should be on medication, how likely would you be to do that?

HAND CARD GU

[VAR: ADPSYMED]

<u>RESPONSE</u>	<u>PUNCH</u>	<u>YEAR</u>														
		<u>1972-82</u>	<u>1982B</u>	<u>1983-87</u>	<u>1987B</u>	<u>1988-91</u>	<u>1993-98</u>	<u>2000</u>	<u>2002</u>	<u>2004</u>	<u>2006</u>	<u>2008</u>	<u>2010</u>	<u>2012</u>	<u>2014</u>	<u>ALL</u>
Very likely	1	0	0	0	0	0	0	0	389	0	0	0	0	0	0	389
Somewhat likely	2	0	0	0	0	0	0	0	277	0	0	0	0	0	0	277
Not very likely	3	0	0	0	0	0	0	0	60	0	0	0	0	0	0	60
Not likely at all	4	0	0	0	0	0	0	0	14	0	0	0	0	0	0	14
Don't know	8	0	0	0	0	0	0	0	1	0	0	0	0	0	0	1
No answer	9	0	0	0	0	0	0	0	0	0	0	0	0	0	0	0
Not applicable (Punch 2, 9 in ADPSY)	IAP	13626	354	7542	353	5907	10334	2817	2024	2812	4510	2023	2044	1974	2538	58858

REMARKS: Hand Card GU contained response options 1-4. The respondent was read a text including the phrase "not at all likely" but the accompanying Hand Card read "Not likely at all."

969. If (John/Mary) was your child, would you...

Check your child into a hospital?

[VAR: ADHOS]

<u>RESPONSE</u>	<u>PUNCH</u>	<u>YEAR</u>														
		<u>1972-82</u>	<u>1982B</u>	<u>1983-87</u>	<u>1987B</u>	<u>1988-91</u>	<u>1993-98</u>	<u>2000</u>	<u>2002</u>	<u>2004</u>	<u>2006</u>	<u>2008</u>	<u>2010</u>	<u>2012</u>	<u>2014</u>	<u>ALL</u>
Yes	1	0	0	0	0	0	0	0	383	0	0	0	0	0	0	383
No	2	0	0	0	0	0	0	0	953	0	0	0	0	0	0	953
Don't know	8	0	0	0	0	0	0	0	45	0	0	0	0	0	0	45
No answer	9	0	0	0	0	0	0	0	12	0	0	0	0	0	0	12
Not applicable	IAP	13626	354	7542	353	5907	10334	2817	1372	2812	4510	2023	2044	1974	2538	58206

IF YES TO ADHOS, ASK ADHOSMED**IF NO, GO TO FORCEDOC**

A. If hospital staff said your child should be on medication, how likely would you be to do that?

HAND CARD GV

[VAR: ADHOSMED]

<u>RESPONSE</u>	<u>PUNCH</u>	<u>YEAR</u>														
		<u>1972-82</u>	<u>1982B</u>	<u>1983-87</u>	<u>1987B</u>	<u>1988-91</u>	<u>1993-98</u>	<u>2000</u>	<u>2002</u>	<u>2004</u>	<u>2006</u>	<u>2008</u>	<u>2010</u>	<u>2012</u>	<u>2014</u>	<u>ALL</u>
Very likely	1	0	0	0	0	0	0	0	252	0	0	0	0	0	0	252
Somewhat likely	2	0	0	0	0	0	0	0	102	0	0	0	0	0	0	102
Not very likely	3	0	0	0	0	0	0	0	20	0	0	0	0	0	0	20
Not likely at all	4	0	0	0	0	0	0	0	7	0	0	0	0	0	0	7
Don't know	8	0	0	0	0	0	0	0	2	0	0	0	0	0	0	2
No answer	9	0	0	0	0	0	0	0	0	0	0	0	0	0	0	0
Not applicable (Punch 2, 9 in ADHOS)	IAP	13626	354	7542	353	5907	10334	2817	2382	2812	4510	2023	2044	1974	2538	59216

REMARKS: Hand Card GV contained response options 1-4. The respondent was read a text including the phrase "not at all likely" but the accompanying Hand Card read "Not likely at all."

970. A. Do you think that parents of children like (John/Mary) should be forced by law to have (John/Mary) treated at a clinic or by a doctor?

[VAR: FORCEDOC]

<u>RESPONSE</u>	<u>PUNCH</u>	<u>YEAR</u>														
		<u>1972-82</u>	<u>1982B</u>	<u>1983-87</u>	<u>1987B</u>	<u>1988-91</u>	<u>1993-98</u>	<u>2000</u>	<u>2002</u>	<u>2004</u>	<u>2006</u>	<u>2008</u>	<u>2010</u>	<u>2012</u>	<u>2014</u>	<u>ALL</u>
Yes	1	0	0	0	0	0	0	0	338	0	0	0	0	0	0	338
No	2	0	0	0	0	0	0	0	1001	0	0	0	0	0	0	1001
Don't know	8	0	0	0	0	0	0	0	42	0	0	0	0	0	0	42
No answer	9	0	0	0	0	0	0	0	12	0	0	0	0	0	0	12
Not applicable	IAP	13626	354	7542	353	5907	10334	2817	1372	2812	4510	2023	2044	1974	2538	58206

- B. Do you think that parents of children like (John/Mary) should be forced by law to take a prescription medication to control (his/her) behavior?

[VAR: FORCEMED]

<u>RESPONSE</u>	<u>PUNCH</u>	<u>YEAR</u>														
		<u>1972-82</u>	<u>1982B</u>	<u>1983-87</u>	<u>1987B</u>	<u>1988-91</u>	<u>1993-98</u>	<u>2000</u>	<u>2002</u>	<u>2004</u>	<u>2006</u>	<u>2008</u>	<u>2010</u>	<u>2012</u>	<u>2014</u>	<u>ALL</u>
Yes	1	0	0	0	0	0	0	0	204	0	0	0	0	0	0	204
No	2	0	0	0	0	0	0	0	1138	0	0	0	0	0	0	1138
Don't know	8	0	0	0	0	0	0	0	39	0	0	0	0	0	0	39
No answer	9	0	0	0	0	0	0	0	12	0	0	0	0	0	0	12
Not applicable	IAP	13626	354	7542	353	5907	10334	2817	1372	2812	4510	2023	2044	1974	2538	58206

- C. Do you think that parents of children like (John/Mary) should be forced by law to admit (John/Mary) to a hospital for treatment?

[VAR: FORCEHOS]

<u>RESPONSE</u>	<u>PUNCH</u>	<u>YEAR</u>														
		<u>1972-82</u>	<u>1982B</u>	<u>1983-87</u>	<u>1987B</u>	<u>1988-91</u>	<u>1993-98</u>	<u>2000</u>	<u>2002</u>	<u>2004</u>	<u>2006</u>	<u>2008</u>	<u>2010</u>	<u>2012</u>	<u>2014</u>	<u>ALL</u>
Yes	1	0	0	0	0	0	0	0	231	0	0	0	0	0	0	231
No	2	0	0	0	0	0	0	0	1110	0	0	0	0	0	0	1110
Don't know	8	0	0	0	0	0	0	0	40	0	0	0	0	0	0	40
No answer	9	0	0	0	0	0	0	0	12	0	0	0	0	0	0	12
Not applicable	IAP	13626	354	7542	353	5907	10334	2817	1372	2812	4510	2023	2044	1974	2538	58206

971. In your opinion, how likely is it that (John/Mary) is experiencing part of the normal ups and downs of growing up -- very likely, somewhat likely, not very likely, or not at all likely?

HAND CARD GW

[VAR: GRWINGUP]

<u>RESPONSE</u>	<u>PUNCH</u>	<u>YEAR</u>														
		<u>1972-82</u>	<u>1982B</u>	<u>1983-87</u>	<u>1987B</u>	<u>1988-91</u>	<u>1993-98</u>	<u>2000</u>	<u>2002</u>	<u>2004</u>	<u>2006</u>	<u>2008</u>	<u>2010</u>	<u>2012</u>	<u>2014</u>	<u>ALL</u>
Very likely	1	0	0	0	0	0	0	0	504	0	0	0	0	0	0	504
Somewhat likely	2	0	0	0	0	0	0	0	536	0	0	0	0	0	0	536
Not very likely	3	0	0	0	0	0	0	0	234	0	0	0	0	0	0	234
Not at all likely	4	0	0	0	0	0	0	0	81	0	0	0	0	0	0	81
Don't know	8	0	0	0	0	0	0	0	25	0	0	0	0	0	0	25
No answer	9	0	0	0	0	0	0	0	13	0	0	0	0	0	0	13
Not applicable	IAP	13626	354	7542	353	5907	10334	2817	1372	2812	4510	2023	2044	1974	2538	58206

B. In your opinion, how likely is it that (John/Mary) is experiencing a mental illness?

[VAR: MNTLILL]

<u>RESPONSE</u>	<u>PUNCH</u>	<u>YEAR</u>														
		<u>1972-82</u>	<u>1982B</u>	<u>1983-87</u>	<u>1987B</u>	<u>1988-91</u>	<u>1993-98</u>	<u>2000</u>	<u>2002</u>	<u>2004</u>	<u>2006</u>	<u>2008</u>	<u>2010</u>	<u>2012</u>	<u>2014</u>	<u>ALL</u>
Very likely	1	0	0	0	0	0	0	0	109	0	0	0	0	0	0	109
Somewhat likely	2	0	0	0	0	0	0	0	411	0	0	0	0	0	0	411
Not very likely	3	0	0	0	0	0	0	0	473	0	0	0	0	0	0	473
Not at all likely	4	0	0	0	0	0	0	0	346	0	0	0	0	0	0	346
Don't know	8	0	0	0	0	0	0	0	42	0	0	0	0	0	0	42
No answer	9	0	0	0	0	0	0	0	12	0	0	0	0	0	0	12
Not applicable	IAP	13626	354	7542	353	5907	10334	2817	1372	2812	4510	2023	2044	1974	2538	58206

C. In your opinion, how likely is it that (John/Mary) is experiencing a physical illness?

[VAR: ILLPHYS]

RESPONSE	PUNCH	YEAR														
		<u>1972-82</u>	<u>1982B</u>	<u>1983-87</u>	<u>1987B</u>	<u>1988-91</u>	<u>1993-98</u>	<u>2000</u>	<u>2002</u>	<u>2004</u>	<u>2006</u>	<u>2008</u>	<u>2010</u>	<u>2012</u>	<u>2014</u>	<u>ALL</u>
Very likely	1	0	0	0	0	0	0	0	260	0	0	0	0	0	0	260
Somewhat likely	2	0	0	0	0	0	0	0	480	0	0	0	0	0	0	480
Not very likely	3	0	0	0	0	0	0	0	405	0	0	0	0	0	0	405
Not at all likely	4	0	0	0	0	0	0	0	197	0	0	0	0	0	0	197
Don't know	8	0	0	0	0	0	0	0	39	0	0	0	0	0	0	39
No answer	9	0	0	0	0	0	0	0	12	0	0	0	0	0	0	12
Not applicable	IAP	13626	354	7542	353	5907	10334	2817	1372	2812	4510	2023	2044	1974	2538	58206

REMARKS: Hand Card GW contained response options 1-4.

972. A. How likely in your opinion is it (John/Mary) would do something violent toward other people -- is it very likely, somewhat likely, not very likely, or not at all likely?

HAND CARD GX

[VAR: VIOLPEOP]

RESPONSE	PUNCH	YEAR														
		<u>1972-82</u>	<u>1982B</u>	<u>1983-87</u>	<u>1987B</u>	<u>1988-91</u>	<u>1993-98</u>	<u>2000</u>	<u>2002</u>	<u>2004</u>	<u>2006</u>	<u>2008</u>	<u>2010</u>	<u>2012</u>	<u>2014</u>	<u>ALL</u>
Very likely	1	0	0	0	0	0	0	0	64	0	0	0	0	0	0	64
Somewhat likely	2	0	0	0	0	0	0	0	266	0	0	0	0	0	0	266
Not very likely	3	0	0	0	0	0	0	0	613	0	0	0	0	0	0	613
Not at all likely	4	0	0	0	0	0	0	0	389	0	0	0	0	0	0	389
Don't know	8	0	0	0	0	0	0	0	48	0	0	0	0	0	0	48
No answer	9	0	0	0	0	0	0	0	13	0	0	0	0	0	0	13
Not applicable	IAP	13626	354	7542	353	5907	10334	2817	1372	2812	4510	2023	2044	1974	2538	58206

B. How likely in your opinion is it (John/Mary) would do something violent to (him/her)self?

[VAR: VIOLSELF]

RESPONSE	PUNCH	YEAR														
		1972-82	1982B	1983-87	1987B	1988-91	1993-98	2000	2002	2004	2006	2008	2010	2012	2014	ALL
Very likely	1	0	0	0	0	0	0	0	167	0	0	0	0	0	0	167
Somewhat likely	2	0	0	0	0	0	0	0	323	0	0	0	0	0	0	323
Not very likely	3	0	0	0	0	0	0	0	515	0	0	0	0	0	0	515
Not at all likely	4	0	0	0	0	0	0	0	324	0	0	0	0	0	0	324
Don't know	8	0	0	0	0	0	0	0	52	0	0	0	0	0	0	52
No answer	9	0	0	0	0	0	0	0	12	0	0	0	0	0	0	12
Not applicable	IAP	13626	354	7542	353	5907	10334	2817	1372	2812	4510	2023	2044	1974	2538	58206

REMARKS: Hand Card GX contained response options 1-4.

973. That was my last question about (John/Mary). Now, I have some questions about children, but not about (John/Mary). Please tell me whether you Strongly Agree, Agree Somewhat, Disagree Somewhat or Strongly Disagree with the following statements:

A. Getting mental health treatment for a child would make him/her an outsider at school.

HAND CARD GY

[VAR: OUTSIDER]

RESPONSE	PUNCH	YEAR														
		1972-82	1982B	1983-87	1987B	1988-91	1993-98	2000	2002	2004	2006	2008	2010	2012	2014	ALL
Strongly agree	1	0	0	0	0	0	0	0	167	0	0	0	0	0	0	167
Agree somewhat	2	0	0	0	0	0	0	0	442	0	0	0	0	0	0	442
Disagree somewhat	3	0	0	0	0	0	0	0	434	0	0	0	0	0	0	434
Strongly disagree	4	0	0	0	0	0	0	0	305	0	0	0	0	0	0	305
Don't know	8	0	0	0	0	0	0	0	34	0	0	0	0	0	0	34
No answer	9	0	0	0	0	0	0	0	11	0	0	0	0	0	0	11
Not applicable	IAP	13626	354	7542	353	5907	10334	2817	1372	2812	4510	2023	2044	1974	2538	58206

B. A child would suffer as an adult if others learn that he or she received mental health treatment when young.

[VAR: SUFADULT]

RESPONSE	PUNCH	YEAR														
		1972-82	1982B	1983-87	1987B	1988-91	1993-98	2000	2002	2004	2006	2008	2010	2012	2014	ALL
Strongly agree	1	0	0	0	0	0	0	0	121	0	0	0	0	0	0	121
Agree somewhat	2	0	0	0	0	0	0	0	442	0	0	0	0	0	0	442
Disagree somewhat	3	0	0	0	0	0	0	0	460	0	0	0	0	0	0	460
Strongly disagree	4	0	0	0	0	0	0	0	316	0	0	0	0	0	0	316
Don't know	8	0	0	0	0	0	0	0	43	0	0	0	0	0	0	43
No answer	9	0	0	0	0	0	0	0	11	0	0	0	0	0	0	11
Not applicable	IAP	13626	354	7542	353	5907	10334	2817	1372	2812	4510	2023	2044	1974	2538	58206

C. Regardless of laws protecting confidentiality, most people in the community still know which children have had mental health treatment.

[VAR: COMKNOWS]

RESPONSE	PUNCH	YEAR														
		1972-82	1982B	1983-87	1987B	1988-91	1993-98	2000	2002	2004	2006	2008	2010	2012	2014	ALL
Strongly agree	1	0	0	0	0	0	0	0	271	0	0	0	0	0	0	271
Agree somewhat	2	0	0	0	0	0	0	0	490	0	0	0	0	0	0	490
Disagree somewhat	3	0	0	0	0	0	0	0	393	0	0	0	0	0	0	393
Strongly disagree	4	0	0	0	0	0	0	0	173	0	0	0	0	0	0	173
Don't know	8	0	0	0	0	0	0	0	55	0	0	0	0	0	0	55
No answer	9	0	0	0	0	0	0	0	11	0	0	0	0	0	0	11
Not applicable	IAP	13626	354	7542	353	5907	10334	2817	1372	2812	4510	2023	2044	1974	2538	58206

D. Getting mental health treatment for a child would make a parent feel like a failure.

[VAR: FAILURE]

RESPONSE	PUNCH	YEAR														
		1972-82	1982B	1983-87	1987B	1988-91	1993-98	2000	2002	2004	2006	2008	2010	2012	2014	ALL
Strongly agree	1	0	0	0	0	0	0	0	65	0	0	0	0	0	0	65
Agree somewhat	2	0	0	0	0	0	0	0	396	0	0	0	0	0	0	396
Disagree somewhat	3	0	0	0	0	0	0	0	465	0	0	0	0	0	0	465
Strongly disagree	4	0	0	0	0	0	0	0	418	0	0	0	0	0	0	418
Don't know	8	0	0	0	0	0	0	0	37	0	0	0	0	0	0	37
No answer	9	0	0	0	0	0	0	0	12	0	0	0	0	0	0	12
Not applicable	IAP	13626	354	7542	353	5907	10334	2817	1372	2812	4510	2023	2044	1974	2538	58206

REMARKS: Hand Card GY contained response options 1-4.

974. Now, I'd like to ask you for your opinions on several issues. For each question, please tell me if you strongly agree, agree somewhat, disagree somewhat or strongly disagree with the statement.

A. Doctors today are over-medicating children with common behavior problems.

HAND CARD GZ

[VAR: OVRMEDKD]

<u>RESPONSE</u>	<u>PUNCH</u>	<u>YEAR</u>														
		<u>1972-82</u>	<u>1982B</u>	<u>1983-87</u>	<u>1987B</u>	<u>1988-91</u>	<u>1993-98</u>	<u>2000</u>	<u>2002</u>	<u>2004</u>	<u>2006</u>	<u>2008</u>	<u>2010</u>	<u>2012</u>	<u>2014</u>	<u>ALL</u>
Strongly agree	1	0	0	0	0	0	0	0	579	0	0	0	0	0	0	579
Agree somewhat	2	0	0	0	0	0	0	0	529	0	0	0	0	0	0	529
Disagree somewhat	3	0	0	0	0	0	0	0	146	0	0	0	0	0	0	146
Strongly disagree	4	0	0	0	0	0	0	0	37	0	0	0	0	0	0	37
Don't know	8	0	0	0	0	0	0	0	90	0	0	0	0	0	0	90
No answer	9	0	0	0	0	0	0	0	12	0	0	0	0	0	0	12
Not applicable	IAP	13626	354	7542	353	5907	10334	2817	1372	2812	4510	2023	2044	1974	2538	58206

B. Giving medications to children with behavior problems will have long-term negative effects on their development.

[VAR: MEDKDNEG]

<u>RESPONSE</u>	<u>PUNCH</u>	<u>YEAR</u>														
		<u>1972-82</u>	<u>1982B</u>	<u>1983-87</u>	<u>1987B</u>	<u>1988-91</u>	<u>1993-98</u>	<u>2000</u>	<u>2002</u>	<u>2004</u>	<u>2006</u>	<u>2008</u>	<u>2010</u>	<u>2012</u>	<u>2014</u>	<u>ALL</u>
Strongly agree	1	0	0	0	0	0	0	0	344	0	0	0	0	0	0	344
Agree somewhat	2	0	0	0	0	0	0	0	515	0	0	0	0	0	0	515
Disagree somewhat	3	0	0	0	0	0	0	0	326	0	0	0	0	0	0	326
Strongly disagree	4	0	0	0	0	0	0	0	89	0	0	0	0	0	0	89
Don't know	8	0	0	0	0	0	0	0	106	0	0	0	0	0	0	106
No answer	9	0	0	0	0	0	0	0	13	0	0	0	0	0	0	13
Not applicable	IAP	13626	354	7542	353	5907	10334	2817	1372	2812	4510	2023	2044	1974	2538	58206

C. Giving children psychiatric medications when they are young only puts off dealing with their real problems.

[VAR: PUTSOFF]

RESPONSE	PUNCH	YEAR														
		1972-82	1982B	1983-87	1987B	1988-91	1993-98	2000	2002	2004	2006	2008	2010	2012	2014	ALL
Strongly agree	1	0	0	0	0	0	0	0	373	0	0	0	0	0	0	373
Agree somewhat	2	0	0	0	0	0	0	0	484	0	0	0	0	0	0	484
Disagree somewhat	3	0	0	0	0	0	0	0	344	0	0	0	0	0	0	344
Strongly disagree	4	0	0	0	0	0	0	0	101	0	0	0	0	0	0	101
Don't know	8	0	0	0	0	0	0	0	76	0	0	0	0	0	0	76
No answer	9	0	0	0	0	0	0	0	15	0	0	0	0	0	0	15
Not applicable	IAP	13626	354	7542	353	5907	10334	2817	1372	2812	4510	2023	2044	1974	2538	58206

D. Children who receive medical treatment for behavior problems are less likely to get into trouble with the law later in life.

[VAR: TRBLLAW]

RESPONSE	PUNCH	YEAR														
		1972-82	1982B	1983-87	1987B	1988-91	1993-98	2000	2002	2004	2006	2008	2010	2012	2014	ALL
Strongly agree	1	0	0	0	0	0	0	0	112	0	0	0	0	0	0	112
Agree somewhat	2	0	0	0	0	0	0	0	439	0	0	0	0	0	0	439
Disagree somewhat	3	0	0	0	0	0	0	0	490	0	0	0	0	0	0	490
Strongly disagree	4	0	0	0	0	0	0	0	243	0	0	0	0	0	0	243
Don't know	8	0	0	0	0	0	0	0	95	0	0	0	0	0	0	95
No answer	9	0	0	0	0	0	0	0	14	0	0	0	0	0	0	14
Not applicable	IAP	13626	354	7542	353	5907	10334	2817	1372	2812	4510	2023	2044	1974	2538	58206

E. In the long-run, government programs that provide mental health treatment to children will save taxpayers money.

[VAR: MEDSAVTX]

RESPONSE	PUNCH	YEAR														
		1972-82	1982B	1983-87	1987B	1988-91	1993-98	2000	2002	2004	2006	2008	2010	2012	2014	ALL
Strongly agree	1	0	0	0	0	0	0	0	209	0	0	0	0	0	0	209
Agree somewhat	2	0	0	0	0	0	0	0	514	0	0	0	0	0	0	514
Disagree somewhat	3	0	0	0	0	0	0	0	385	0	0	0	0	0	0	385
Strongly disagree	4	0	0	0	0	0	0	0	174	0	0	0	0	0	0	174
Don't know	8	0	0	0	0	0	0	0	99	0	0	0	0	0	0	99
No answer	9	0	0	0	0	0	0	0	12	0	0	0	0	0	0	12
Not applicable	IAP	13626	354	7542	353	5907	10334	2817	1372	2812	4510	2023	2044	1974	2538	58206

F. Medications for children with behavior problems turn kids into zombies.

[VAR: ZOMBIES]

<u>RESPONSE</u>	<u>PUNCH</u>	<u>YEAR</u>														
		<u>1972-82</u>	<u>1982B</u>	<u>1983-87</u>	<u>1987B</u>	<u>1988-91</u>	<u>1993-98</u>	<u>2000</u>	<u>2002</u>	<u>2004</u>	<u>2006</u>	<u>2008</u>	<u>2010</u>	<u>2012</u>	<u>2014</u>	<u>ALL</u>
Strongly agree	1	0	0	0	0	0	0	0	232	0	0	0	0	0	0	232
Agree somewhat	2	0	0	0	0	0	0	0	436	0	0	0	0	0	0	436
Disagree somewhat	3	0	0	0	0	0	0	0	402	0	0	0	0	0	0	402
Strongly disagree	4	0	0	0	0	0	0	0	223	0	0	0	0	0	0	223
Don't know	8	0	0	0	0	0	0	0	87	0	0	0	0	0	0	87
No answer	9	0	0	0	0	0	0	0	13	0	0	0	0	0	0	13
Not applicable	IAP	13626	354	7542	353	5907	10334	2817	1372	2812	4510	2023	2044	1974	2538	58206

G. Medications for behavior problems just prevent families from working out problems themselves.

[VAR: PRYNTFAM]

<u>RESPONSE</u>	<u>PUNCH</u>	<u>YEAR</u>														
		<u>1972-82</u>	<u>1982B</u>	<u>1983-87</u>	<u>1987B</u>	<u>1988-91</u>	<u>1993-98</u>	<u>2000</u>	<u>2002</u>	<u>2004</u>	<u>2006</u>	<u>2008</u>	<u>2010</u>	<u>2012</u>	<u>2014</u>	<u>ALL</u>
Strongly agree	1	0	0	0	0	0	0	0	251	0	0	0	0	0	0	251
Agree somewhat	2	0	0	0	0	0	0	0	475	0	0	0	0	0	0	475
Disagree somewhat	3	0	0	0	0	0	0	0	430	0	0	0	0	0	0	430
Strongly disagree	4	0	0	0	0	0	0	0	161	0	0	0	0	0	0	161
Don't know	8	0	0	0	0	0	0	0	63	0	0	0	0	0	0	63
No answer	9	0	0	0	0	0	0	0	13	0	0	0	0	0	0	13
Not applicable	IAP	13626	354	7542	353	5907	10334	2817	1372	2812	4510	2023	2044	1974	2538	58206

REMARKS: Hand GZ contained response options 1-4.

975. Please tell me what you know about Attention Deficit/Hyperactivity Disorder or ADHD. PROBE: Anything else?

[VAR: ADHDKNOW]

RESPONSE	PUNCH	YEAR														
		<u>1972-82</u>	<u>1982B</u>	<u>1983-87</u>	<u>1987B</u>	<u>1988-91</u>	<u>1993-98</u>	<u>2000</u>	<u>2002</u>	<u>2004</u>	<u>2006</u>	<u>2008</u>	<u>2010</u>	<u>2012</u>	<u>2014</u>	<u>ALL</u>
Never heard of it	1	0	0	0	0	0	0	0	147	0	0	0	0	0	0	147
Not sure/Don't know	2	0	0	0	0	0	0	0	267	0	0	0	0	0	0	267
No answer	3	0	0	0	0	0	0	0	47	0	0	0	0	0	0	47
OTHER	4	0	0	0	0	0	0	0	906	0	0	0	0	0	0	906
Don't know	8	0	0	0	0	0	0	0	14	0	0	0	0	0	0	14
No answer	9	0	0	0	0	0	0	0	12	0	0	0	0	0	0	12
Not applicable	IAP	13626	354	7542	353	5907	10334	2817	1372	2812	4510	2023	2044	1974	2538	58206

976. PROBE: Anything else?

[VAR: ADHDKNW]

RESPONSE	PUNCH	YEAR														
		<u>1972-82</u>	<u>1982B</u>	<u>1983-87</u>	<u>1987B</u>	<u>1988-91</u>	<u>1993-98</u>	<u>2000</u>	<u>2002</u>	<u>2004</u>	<u>2006</u>	<u>2008</u>	<u>2010</u>	<u>2012</u>	<u>2014</u>	<u>ALL</u>
Nothing/Don't know	1	0	0	0	0	0	0	0	28	0	0	0	0	0	0	28
Have heard of it unspecified	2	0	0	0	0	0	0	0	220	0	0	0	0	0	0	220
Someone else I know has it	30	0	0	0	0	0	0	0	70	0	0	0	0	0	0	70
My child has it	31	0	0	0	0	0	0	0	41	0	0	0	0	0	0	41
I have (had) it	32	0	0	0	0	0	0	0	24	0	0	0	0	0	0	24
Medication/Ritalin	4	0	0	0	0	0	0	0	285	0	0	0	0	0	0	285
Chemical/Biological cause	5	0	0	0	0	0	0	0	10	0	0	0	0	0	0	10
Environment/Social cause	6	0	0	0	0	0	0	0	95	0	0	0	0	0	0	95
Describing symptoms	7	0	0	0	0	0	0	0	40	0	0	0	0	0	0	40
Other	8	0	0	0	0	0	0	0	11	0	0	0	0	0	0	11
Diet based "too much sugar"	81	0	0	0	0	0	0	0	14	0	0	0	0	0	0	14
Anti-ADHD	82	0	0	0	0	0	0	0	68	0	0	0	0	0	0	68
No answer	99	0	0	0	0	0	0	0	12	0	0	0	0	0	0	12
Not applicable	IAP	13626	354	7542	353	5907	10334	2817	1847	2812	4510	2023	2044	1974	2538	58681

IF ADHDKNOW EQUALS 4, ASK ADHDREAL

IF ADHDKNOW EQUALS 1, 2, 3, GO TO SOLVEOWN

977. Do you think ADHD is a real disease?

[VAR: ADHDREAL]

<u>RESPONSE</u>	<u>PUNCH</u>	<u>YEAR</u>														
		<u>1972-82</u>	<u>1982B</u>	<u>1983-87</u>	<u>1987B</u>	<u>1988-91</u>	<u>1993-98</u>	<u>2000</u>	<u>2002</u>	<u>2004</u>	<u>2006</u>	<u>2008</u>	<u>2010</u>	<u>2012</u>	<u>2014</u>	<u>ALL</u>
Yes	1	0	0	0	0	0	0	0	685	0	0	0	0	0	0	685
No	2	0	0	0	0	0	0	0	183	0	0	0	0	0	0	183
Don't know	8	0	0	0	0	0	0	0	37	0	0	0	0	0	0	37
No answer	9	0	0	0	0	0	0	0	1	0	0	0	0	0	0	1
Not applicable (Punches 1-3 in ADHDKNOW)	IAP	13626	354	7542	353	5907	10334	2817	1859	2812	4510	2023	2044	1974	2538	58693

978. Should children be given counseling for ADHD?

[VAR: ADHDCON]

<u>RESPONSE</u>	<u>PUNCH</u>	<u>YEAR</u>														
		<u>1972-82</u>	<u>1982B</u>	<u>1983-87</u>	<u>1987B</u>	<u>1988-91</u>	<u>1993-98</u>	<u>2000</u>	<u>2002</u>	<u>2004</u>	<u>2006</u>	<u>2008</u>	<u>2010</u>	<u>2012</u>	<u>2014</u>	<u>ALL</u>
Yes	1	0	0	0	0	0	0	0	758	0	0	0	0	0	0	758
No	2	0	0	0	0	0	0	0	122	0	0	0	0	0	0	122
Don't know	8	0	0	0	0	0	0	0	26	0	0	0	0	0	0	26
No answer	9	0	0	0	0	0	0	0	0	0	0	0	0	0	0	0
Not applicable (Punches 1-3 in ADHDKNOW)	IAP	13626	354	7542	353	5907	10334	2817	1859	2812	4510	2023	2044	1974	2538	58693

979. Should children be given medication to treat ADHD?

[VAR: ADHDMED]

<u>RESPONSE</u>	<u>PUNCH</u>	<u>YEAR</u>														
		<u>1972-82</u>	<u>1982B</u>	<u>1983-87</u>	<u>1987B</u>	<u>1988-91</u>	<u>1993-98</u>	<u>2000</u>	<u>2002</u>	<u>2004</u>	<u>2006</u>	<u>2008</u>	<u>2010</u>	<u>2012</u>	<u>2014</u>	<u>ALL</u>
Yes	1	0	0	0	0	0	0	0	595	0	0	0	0	0	0	595
No	2	0	0	0	0	0	0	0	249	0	0	0	0	0	0	249
Don't know	8	0	0	0	0	0	0	0	57	0	0	0	0	0	0	57
No answer	9	0	0	0	0	0	0	0	5	0	0	0	0	0	0	5
Not applicable (Punches 1-3 in ADHDKNOW)	IAP	13626	354	7542	353	5907	10334	2817	1859	2812	4510	2023	2044	1974	2538	58693

980. I want you to think about the person with a mental health problem with whom you have had the most contact. As a result of the mental health problem, would you say that your relationship with this person...

[VAR: MNTLREL]

<u>RESPONSE</u>	<u>PUNCH</u>	<u>YEAR</u>														
		<u>1972-82</u>	<u>1982B</u>	<u>1983-87</u>	<u>1987B</u>	<u>1988-91</u>	<u>1993-98</u>	<u>2000</u>	<u>2002</u>	<u>2004</u>	<u>2006</u>	<u>2008</u>	<u>2010</u>	<u>2012</u>	<u>2014</u>	<u>ALL</u>
Became stronger	1	0	0	0	0	0	0	0	218	0	0	0	0	0	0	218
Was unchanged	2	0	0	0	0	0	0	0	491	0	0	0	0	0	0	491
Became worse	3	0	0	0	0	0	0	0	71	0	0	0	0	0	0	71
Ended as a result of the problem	4	0	0	0	0	0	0	0	58	0	0	0	0	0	0	58
Don't know	8	0	0	0	0	0	0	0	51	0	0	0	0	0	0	51
No answer	9	0	0	0	0	0	0	0	17	0	0	0	0	0	0	17
Not applicable (Punches 1-3 in ADHDKNOW)	IAP	13626	354	7542	353	5907	10334	2817	1859	2812	4510	2023	2044	1974	2538	58693

981. Please tell me how much you agree or disagree with the following statements about medicines prescribed by doctors that are intended to help people who are having problems with their emotions, nerves or their mental health.

A. These medications help people control their symptoms. Do you . . .

[VAR: MEDSYMPS]

<u>RESPONSE</u>	<u>PUNCH</u>	<u>YEAR</u>														
		<u>1972-82</u>	<u>1982B</u>	<u>1983-87</u>	<u>1987B</u>	<u>1988-91</u>	<u>1993-98</u>	<u>2000</u>	<u>2002</u>	<u>2004</u>	<u>2006</u>	<u>2008</u>	<u>2010</u>	<u>2012</u>	<u>2014</u>	<u>ALL</u>
Strongly agree	1	0	0	0	0	0	0	0	369	0	0	0	0	0	0	369
Agree somewhat	2	0	0	0	0	0	0	0	809	0	0	0	0	0	0	809
Disagree somewhat	3	0	0	0	0	0	0	0	103	0	0	0	0	0	0	103
Strongly disagree	4	0	0	0	0	0	0	0	43	0	0	0	0	0	0	43
Don't know	8	0	0	0	0	0	0	0	57	0	0	0	0	0	0	57
No answer	9	0	0	0	0	0	0	0	12	0	0	0	0	0	0	12
Not applicable	IAP	13626	354	7542	353	5907	10334	2817	1372	2812	4510	2023	2044	1974	2538	58206

B. These medications are addictive.

[VAR: MEDADDCT]

RESPONSE	PUNCH	YEAR														
		1972-82	1982B	1983-87	1987B	1988-91	1993-98	2000	2002	2004	2006	2008	2010	2012	2014	ALL
Strongly agree	1	0	0	0	0	0	0	0	472	0	0	0	0	0	0	472
Agree somewhat	2	0	0	0	0	0	0	0	564	0	0	0	0	0	0	564
Disagree somewhat	3	0	0	0	0	0	0	0	181	0	0	0	0	0	0	181
Strongly disagree	4	0	0	0	0	0	0	0	53	0	0	0	0	0	0	53
Don't know	8	0	0	0	0	0	0	0	108	0	0	0	0	0	0	108
No answer	9	0	0	0	0	0	0	0	15	0	0	0	0	0	0	15
Not applicable	IAP	13626	354	7542	353	5907	10334	2817	1372	2812	4510	2023	2044	1974	2538	58206

C. Taking medications is a sign of weakness.

[VAR: MEDWEAK]

RESPONSE	PUNCH	YEAR														
		1972-82	1982B	1983-87	1987B	1988-91	1993-98	2000	2002	2004	2006	2008	2010	2012	2014	ALL
Strongly agree	1	0	0	0	0	0	0	0	59	0	0	0	0	0	0	59
Agree somewhat	2	0	0	0	0	0	0	0	145	0	0	0	0	0	0	145
Disagree somewhat	3	0	0	0	0	0	0	0	437	0	0	0	0	0	0	437
Strongly disagree	4	0	0	0	0	0	0	0	710	0	0	0	0	0	0	710
Don't know	8	0	0	0	0	0	0	0	31	0	0	0	0	0	0	31
No answer	9	0	0	0	0	0	0	0	11	0	0	0	0	0	0	11
Not applicable	IAP	13626	354	7542	353	5907	10334	2817	1372	2812	4510	2023	2044	1974	2538	58206

D. These medications often have unacceptable side effects.

[VAR: MEDUNACC]

RESPONSE	PUNCH	YEAR														
		1972-82	1982B	1983-87	1987B	1988-91	1993-98	2000	2002	2004	2006	2008	2010	2012	2014	ALL
Strongly agree	1	0	0	0	0	0	0	0	413	0	0	0	0	0	0	413
Agree somewhat	2	0	0	0	0	0	0	0	646	0	0	0	0	0	0	646
Disagree somewhat	3	0	0	0	0	0	0	0	186	0	0	0	0	0	0	186
Strongly disagree	4	0	0	0	0	0	0	0	44	0	0	0	0	0	0	44
Don't know	8	0	0	0	0	0	0	0	92	0	0	0	0	0	0	92
No answer	9	0	0	0	0	0	0	0	12	0	0	0	0	0	0	12
Not applicable	IAP	13626	354	7542	353	5907	10334	2817	1372	2812	4510	2023	2044	1974	2538	58206

982. When you have a problem, do you prefer to solve it on your own or do you like to talk to other people to get advice, help or information?

[VAR: SOLVEOWN]

<u>RESPONSE</u>	<u>PUNCH</u>	<u>YEAR</u>														
		<u>1972-82</u>	<u>1982B</u>	<u>1983-87</u>	<u>1987B</u>	<u>1988-91</u>	<u>1993-98</u>	<u>2000</u>	<u>2002</u>	<u>2004</u>	<u>2006</u>	<u>2008</u>	<u>2010</u>	<u>2012</u>	<u>2014</u>	<u>ALL</u>
On own	1	0	0	0	0	0	0	0	593	0	0	0	0	0	0	593
Get advice	2	0	0	0	0	0	0	0	729	0	0	0	0	0	0	729
Both (on own and get advice) depending on problem	3	0	0	0	0	0	0	0	35	0	0	0	0	0	0	35
Religious	4	0	0	0	0	0	0	0	7	0	0	0	0	0	0	7
Research the Problem	5	0	0	0	0	0	0	0	3	0	0	0	0	0	0	3
Talk to a doctor or other professional	6	0	0	0	0	0	0	0	4	0	0	0	0	0	0	4
Talk with older people	7	0	0	0	0	0	0	0	1	0	0	0	0	0	0	1
Don't know	8	0	0	0	0	0	0	0	14	0	0	0	0	0	0	14
No answer	9	0	0	0	0	0	0	0	7	0	0	0	0	0	0	7
Not applicable	IAP	13626	354	7542	353	5907	10334	2817	1372	2812	4510	2023	2044	1974	2538	58206

983. As you read each of the following statements, please think about the medical care you are now receiving. If you have not received any medical care recently, circle the answer based on what you would expect if you had to seek care today. Even if you are not entirely certain about your answers, we want to remind you that your best guess is important for each statement.

A. I doubt my doctor really cares about me as a person.

[VAR: DOC15A]

<u>RESPONSE</u>	<u>PUNCH</u>	<u>YEAR</u>														
		<u>1972-82</u>	<u>1982B</u>	<u>1983-87</u>	<u>1987B</u>	<u>1988-91</u>	<u>1993-98</u>	<u>2000</u>	<u>2002</u>	<u>2004</u>	<u>2006</u>	<u>2008</u>	<u>2010</u>	<u>2012</u>	<u>2014</u>	<u>ALL</u>
Strongly agree	1	0	0	0	0	0	0	0	91	0	0	0	0	0	0	91
Agree somewhat	2	0	0	0	0	0	0	0	190	0	0	0	0	0	0	190
Neither agree nor disagree	3	0	0	0	0	0	0	0	132	0	0	0	0	0	0	132
Disagree somewhat	4	0	0	0	0	0	0	0	378	0	0	0	0	0	0	378
Strongly disagree	5	0	0	0	0	0	0	0	571	0	0	0	0	0	0	571
Don't know	8	0	0	0	0	0	0	0	22	0	0	0	0	0	0	22
No answer	9	0	0	0	0	0	0	0	9	0	0	0	0	0	0	9
Not applicable	IAP	13626	354	7542	353	5907	10334	2817	1372	2812	4510	2023	2044	1974	2538	58206

B. I trust my doctor's judgments about my medical care.

[VAR: DOC16A]

RESPONSE	PUNCH	YEAR														
		1972-82	1982B	1983-87	1987B	1988-91	1993-98	2000	2002	2004	2006	2008	2010	2012	2014	ALL
Strongly agree	1	0	0	0	0	0	0	0	589	0	0	0	0	0	0	589
Agree somewhat	2	0	0	0	0	0	0	0	645	0	0	0	0	0	0	645
Neither agree nor disagree	3	0	0	0	0	0	0	0	51	0	0	0	0	0	0	51
Disagree somewhat	4	0	0	0	0	0	0	0	61	0	0	0	0	0	0	61
Strongly disagree	5	0	0	0	0	0	0	0	19	0	0	0	0	0	0	19
Don't know	8	0	0	0	0	0	0	0	20	0	0	0	0	0	0	20
No answer	9	0	0	0	0	0	0	0	8	0	0	0	0	0	0	8
Not applicable	IAP	13626	354	7542	353	5907	10334	2817	1372	2812	4510	2023	2044	1974	2538	58206

C. I trust my doctor to put my medical needs above all other considerations when treating my medical problems.

[VAR: DOC18A]

RESPONSE	PUNCH	YEAR														
		1972-82	1982B	1983-87	1987B	1988-91	1993-98	2000	2002	2004	2006	2008	2010	2012	2014	ALL
Strongly agree	1	0	0	0	0	0	0	0	597	0	0	0	0	0	0	597
Agree somewhat	2	0	0	0	0	0	0	0	571	0	0	0	0	0	0	571
Neither agree nor disagree	3	0	0	0	0	0	0	0	76	0	0	0	0	0	0	76
Disagree somewhat	4	0	0	0	0	0	0	0	95	0	0	0	0	0	0	95
Strongly disagree	5	0	0	0	0	0	0	0	25	0	0	0	0	0	0	25
Don't know	8	0	0	0	0	0	0	0	21	0	0	0	0	0	0	21
No answer	9	0	0	0	0	0	0	0	8	0	0	0	0	0	0	8
Not applicable	IAP	13626	354	7542	353	5907	10334	2817	1372	2812	4510	2023	2044	1974	2538	58206

D. My doctor is a real expert in taking care of medical problems like mine.

[VAR: DOC19A]

RESPONSE	PUNCH	YEAR														
		1972-82	1982B	1983-87	1987B	1988-91	1993-98	2000	2002	2004	2006	2008	2010	2012	2014	ALL
Strongly agree	1	0	0	0	0	0	0	0	503	0	0	0	0	0	0	503
Agree somewhat	2	0	0	0	0	0	0	0	585	0	0	0	0	0	0	585
Neither agree nor disagree	3	0	0	0	0	0	0	0	149	0	0	0	0	0	0	149
Disagree somewhat	4	0	0	0	0	0	0	0	93	0	0	0	0	0	0	93
Strongly disagree	5	0	0	0	0	0	0	0	17	0	0	0	0	0	0	17
Don't know	8	0	0	0	0	0	0	0	35	0	0	0	0	0	0	35
No answer	9	0	0	0	0	0	0	0	11	0	0	0	0	0	0	11
Not applicable	IAP	13626	354	7542	353	5907	10334	2817	1372	2812	4510	2023	2044	1974	2538	58206

E. I trust my doctor to tell me if a mistake was made about my treatment.

[VAR: DOC20A]

<u>RESPONSE</u>	<u>PUNCH</u>	<u>YEAR</u>														
		<u>1972-82</u>	<u>1982B</u>	<u>1983-87</u>	<u>1987B</u>	<u>1988-91</u>	<u>1993-98</u>	<u>2000</u>	<u>2002</u>	<u>2004</u>	<u>2006</u>	<u>2008</u>	<u>2010</u>	<u>2012</u>	<u>2014</u>	<u>ALL</u>
Strongly agree	1	0	0	0	0	0	0	0	516	0	0	0	0	0	0	516
Agree somewhat	2	0	0	0	0	0	0	0	476	0	0	0	0	0	0	476
Neither agree nor disagree	3	0	0	0	0	0	0	0	108	0	0	0	0	0	0	108
Disagree somewhat	4	0	0	0	0	0	0	0	148	0	0	0	0	0	0	148
Strongly disagree	5	0	0	0	0	0	0	0	111	0	0	0	0	0	0	111
Don't know	8	0	0	0	0	0	0	0	26	0	0	0	0	0	0	26
No answer	9	0	0	0	0	0	0	0	8	0	0	0	0	0	0	8
Not applicable	IAP	13626	354	7542	353	5907	10334	2817	1372	2812	4510	2023	2044	1974	2538	58206

**The 2000 Topical Module: Information Seeking Online
(CANINF1-CANINF14)**

984. Imagine you wanted to use the Web to find out information about a candidate for political office. What would you do?

[PROBE: IF R REFERS TO SEARCH ENGINE, ASK WHAT R WOULD TYPE IN? IF R REFERS TO UNNAMED SITE, ASK FOR NAME OR TOPIC. IF R REFERS TO CATEGORY LISTING ASK "WHAT CATEGORY WOULD YOU LOOK UNDER." IF R UNCLEAR, ASK "WHAT WOULD YOU DO THEN?"]

A. Would use search engine for information on candidate.

[VAR: CANINF1]

<u>RESPONSE</u>	<u>PUNCH</u>	<u>YEAR</u>														
		<u>1972-82</u>	<u>1982B</u>	<u>1983-87</u>	<u>1987B</u>	<u>1988-91</u>	<u>1993-98</u>	<u>2000</u>	<u>2002</u>	<u>2004</u>	<u>2006</u>	<u>2008</u>	<u>2010</u>	<u>2012</u>	<u>2014</u>	<u>ALL</u>
No	0	0	0	0	0	0	0	344	0	0	0	0	0	0	0	344
Yes	1	0	0	0	0	0	0	353	0	0	0	0	0	0	0	353
Yes, at least one URL is not a .com	2	0	0	0	0	0	0	0	0	0	0	0	0	0	0	0
Don't know	8	0	0	0	0	0	0	25	0	0	0	0	0	0	0	25
No answer	9	0	0	0	0	0	0	306	0	0	0	0	0	0	0	306
Not applicable	IAP	13626	354	7542	353	5907	10334	1789	2765	2812	4510	2023	2044	1974	2538	58571

B. Would use category directory (e.g. "clicking on" or "looking under" a category or "looking under links") information on candidate.

[VAR: CANINF2]

<u>RESPONSE</u>	<u>PUNCH</u>	<u>YEAR</u>														
		<u>1972-82</u>	<u>1982B</u>	<u>1983-87</u>	<u>1987B</u>	<u>1988-91</u>	<u>1993-98</u>	<u>2000</u>	<u>2002</u>	<u>2004</u>	<u>2006</u>	<u>2008</u>	<u>2010</u>	<u>2012</u>	<u>2014</u>	<u>ALL</u>
No	0	0	0	0	0	0	0	672	0	0	0	0	0	0	0	672
Yes	1	0	0	0	0	0	0	23	0	0	0	0	0	0	0	23
Yes, at least one URL is not a .com	2	0	0	0	0	0	0	0	0	0	0	0	0	0	0	0
Don't know	8	0	0	0	0	0	0	25	0	0	0	0	0	0	0	25
No answer	9	0	0	0	0	0	0	308	0	0	0	0	0	0	0	308
Not applicable	IAP	13626	354	7542	353	5907	10334	1789	2765	2812	4510	2023	2044	1974	2538	58571

C. Would use bookmark for information on candidate.

[VAR: CANINF3]

<u>RESPONSE</u>	<u>PUNCH</u>	<u>YEAR</u>														
		<u>1972-82</u>	<u>1982B</u>	<u>1983-87</u>	<u>1987B</u>	<u>1988-91</u>	<u>1993-98</u>	<u>2000</u>	<u>2002</u>	<u>2004</u>	<u>2006</u>	<u>2008</u>	<u>2010</u>	<u>2012</u>	<u>2014</u>	<u>ALL</u>
No	0	0	0	0	0	0	0	693	0	0	0	0	0	0	0	693
Yes	1	0	0	0	0	0	0	2	0	0	0	0	0	0	0	2
Yes, at least one URL is not a .com	2	0	0	0	0	0	0	0	0	0	0	0	0	0	0	0
Don't know	8	0	0	0	0	0	0	25	0	0	0	0	0	0	0	25
No answer	9	0	0	0	0	0	0	308	0	0	0	0	0	0	0	308
Not applicable	IAP	13626	354	7542	353	5907	10334	1789	2765	2812	4510	2023	2044	1974	2538	58571

D. Would guess or type site name for information on candidate.

[VAR: CANINF4]

<u>RESPONSE</u>	<u>PUNCH</u>	<u>YEAR</u>														
		<u>1972-82</u>	<u>1982B</u>	<u>1983-87</u>	<u>1987B</u>	<u>1988-91</u>	<u>1993-98</u>	<u>2000</u>	<u>2002</u>	<u>2004</u>	<u>2006</u>	<u>2008</u>	<u>2010</u>	<u>2012</u>	<u>2014</u>	<u>ALL</u>
No	0	0	0	0	0	0	0	665	0	0	0	0	0	0	0	665
Yes	1	0	0	0	0	0	0	30	0	0	0	0	0	0	0	30
Yes, at least one URL is not a .com	2	0	0	0	0	0	0	0	0	0	0	0	0	0	0	0
Don't know	8	0	0	0	0	0	0	25	0	0	0	0	0	0	0	25
No answer	9	0	0	0	0	0	0	308	0	0	0	0	0	0	0	308
Not applicable	IAP	13626	354	7542	353	5907	10334	1789	2765	2812	4510	2023	2044	1974	2538	58571

E. Would seek advice from friend, relative, or other person for information on candidate.

[VAR: CANINF5]

<u>RESPONSE</u>	<u>PUNCH</u>	<u>YEAR</u>														
		<u>1972-82</u>	<u>1982B</u>	<u>1983-87</u>	<u>1987B</u>	<u>1988-91</u>	<u>1993-98</u>	<u>2000</u>	<u>2002</u>	<u>2004</u>	<u>2006</u>	<u>2008</u>	<u>2010</u>	<u>2012</u>	<u>2014</u>	<u>ALL</u>
No	0	0	0	0	0	0	0	684	0	0	0	0	0	0	0	684
Yes	1	0	0	0	0	0	0	11	0	0	0	0	0	0	0	11
Yes, at least one URL is not a .com	2	0	0	0	0	0	0	0	0	0	0	0	0	0	0	0
Don't know	8	0	0	0	0	0	0	25	0	0	0	0	0	0	0	25
No answer	9	0	0	0	0	0	0	308	0	0	0	0	0	0	0	308
Not applicable	IAP	13626	354	7542	353	5907	10334	1789	2765	2812	4510	2023	2044	1974	2538	58571

F. Would use chat group, news group, discussion forum or other online interactive service for information on candidate.

[VAR: CANINF6]

<u>RESPONSE</u>	<u>PUNCH</u>	<u>YEAR</u>														
		<u>1972-82</u>	<u>1982B</u>	<u>1983-87</u>	<u>1987B</u>	<u>1988-91</u>	<u>1993-98</u>	<u>2000</u>	<u>2002</u>	<u>2004</u>	<u>2006</u>	<u>2008</u>	<u>2010</u>	<u>2012</u>	<u>2014</u>	<u>ALL</u>
No	0	0	0	0	0	0	0	692	0	0	0	0	0	0	0	692
Yes	1	0	0	0	0	0	0	3	0	0	0	0	0	0	0	3
Yes, at least one URL is not a .com	2	0	0	0	0	0	0	0	0	0	0	0	0	0	0	0
Don't know	8	0	0	0	0	0	0	25	0	0	0	0	0	0	0	25
No answer	9	0	0	0	0	0	0	308	0	0	0	0	0	0	0	308
Not applicable	IAP	13626	354	7542	353	5907	10334	1789	2765	2812	4510	2023	2044	1974	2538	58571

G. Would go to candidate or party site for information on candidate.

[VAR: CANINF7]

<u>RESPONSE</u>	<u>PUNCH</u>	<u>YEAR</u>														
		<u>1972-82</u>	<u>1982B</u>	<u>1983-87</u>	<u>1987B</u>	<u>1988-91</u>	<u>1993-98</u>	<u>2000</u>	<u>2002</u>	<u>2004</u>	<u>2006</u>	<u>2008</u>	<u>2010</u>	<u>2012</u>	<u>2014</u>	<u>ALL</u>
No	0	0	0	0	0	0	0	633	0	0	0	0	0	0	0	633
Yes	1	0	0	0	0	0	0	62	0	0	0	0	0	0	0	62
Yes, at least one URL is not a .com	2	0	0	0	0	0	0	0	0	0	0	0	0	0	0	0
Don't know	8	0	0	0	0	0	0	25	0	0	0	0	0	0	0	25
No answer	9	0	0	0	0	0	0	308	0	0	0	0	0	0	0	308
Not applicable	IAP	13626	354	7542	353	5907	10334	1789	2765	2812	4510	2023	2044	1974	2538	58571

H. Would go to politics or issue-oriented site for information on candidate.

[VAR: CANINF8]

<u>RESPONSE</u>	<u>PUNCH</u>	<u>YEAR</u>														
		<u>1972-82</u>	<u>1982B</u>	<u>1983-87</u>	<u>1987B</u>	<u>1988-91</u>	<u>1993-98</u>	<u>2000</u>	<u>2002</u>	<u>2004</u>	<u>2006</u>	<u>2008</u>	<u>2010</u>	<u>2012</u>	<u>2014</u>	<u>ALL</u>
No	0	0	0	0	0	0	0	692	0	0	0	0	0	0	0	692
Yes	1	0	0	0	0	0	0	3	0	0	0	0	0	0	0	3
Yes, at least one URL is not a .com	2	0	0	0	0	0	0	0	0	0	0	0	0	0	0	0
Don't know	8	0	0	0	0	0	0	25	0	0	0	0	0	0	0	25
No answer	9	0	0	0	0	0	0	308	0	0	0	0	0	0	0	308
Not applicable	IAP	13626	354	7542	353	5907	10334	1789	2765	2812	4510	2023	2044	1974	2538	58571

I. Would go to news or media site for information on candidate.

[VAR: CANINF9]

<u>RESPONSE</u>	<u>PUNCH</u>	<u>YEAR</u>														
		<u>1972-82</u>	<u>1982B</u>	<u>1983-87</u>	<u>1987B</u>	<u>1988-91</u>	<u>1993-98</u>	<u>2000</u>	<u>2002</u>	<u>2004</u>	<u>2006</u>	<u>2008</u>	<u>2010</u>	<u>2012</u>	<u>2014</u>	<u>ALL</u>
No	0	0	0	0	0	0	0	646	0	0	0	0	0	0	0	646
Yes	1	0	0	0	0	0	0	49	0	0	0	0	0	0	0	49
Yes, at least one URL is not a .com	2	0	0	0	0	0	0	0	0	0	0	0	0	0	0	0
Don't know	8	0	0	0	0	0	0	25	0	0	0	0	0	0	0	25
No answer	9	0	0	0	0	0	0	308	0	0	0	0	0	0	0	308
Not applicable	IAP	13626	354	7542	353	5907	10334	1789	2765	2812	4510	2023	2044	1974	2538	58571

J. Would go to portal site (AOL, MSNBC, SNAP, YAHOO or similar site) for information on candidate.

[VAR: CANINF10]

<u>RESPONSE</u>	<u>PUNCH</u>	<u>YEAR</u>														
		<u>1972-82</u>	<u>1982B</u>	<u>1983-87</u>	<u>1987B</u>	<u>1988-91</u>	<u>1993-98</u>	<u>2000</u>	<u>2002</u>	<u>2004</u>	<u>2006</u>	<u>2008</u>	<u>2010</u>	<u>2012</u>	<u>2014</u>	<u>ALL</u>
No	0	0	0	0	0	0	0	678	0	0	0	0	0	0	0	678
Yes	1	0	0	0	0	0	0	17	0	0	0	0	0	0	0	17
Yes, at least one URL is not a .com	2	0	0	0	0	0	0	0	0	0	0	0	0	0	0	0
Don't know	8	0	0	0	0	0	0	25	0	0	0	0	0	0	0	25
No answer	9	0	0	0	0	0	0	308	0	0	0	0	0	0	0	308
Not applicable	IAP	13626	354	7542	353	5907	10334	1789	2765	2812	4510	2023	2044	1974	2538	58571

K. Would go to government site for information on candidate.

[VAR: CANINF11]

<u>RESPONSE</u>	<u>PUNCH</u>	<u>YEAR</u>														
		<u>1972-82</u>	<u>1982B</u>	<u>1983-87</u>	<u>1987B</u>	<u>1988-91</u>	<u>1993-98</u>	<u>2000</u>	<u>2002</u>	<u>2004</u>	<u>2006</u>	<u>2008</u>	<u>2010</u>	<u>2012</u>	<u>2014</u>	<u>ALL</u>
No	0	0	0	0	0	0	0	686	0	0	0	0	0	0	0	686
Yes	1	0	0	0	0	0	0	9	0	0	0	0	0	0	0	9
Yes, at least one URL is not a .com	2	0	0	0	0	0	0	0	0	0	0	0	0	0	0	0
Don't know	8	0	0	0	0	0	0	25	0	0	0	0	0	0	0	25
No answer	9	0	0	0	0	0	0	308	0	0	0	0	0	0	0	308
Not applicable	IAP	13626	354	7542	353	5907	10334	1789	2765	2812	4510	2023	2044	1974	2538	58571

L. Would refuse to answer, not sure, or don't know.

[VAR: CANINF12]

<u>RESPONSE</u>	<u>PUNCH</u>	<u>YEAR</u>														
		<u>1972-82</u>	<u>1982B</u>	<u>1983-87</u>	<u>1987B</u>	<u>1988-91</u>	<u>1993-98</u>	<u>2000</u>	<u>2002</u>	<u>2004</u>	<u>2006</u>	<u>2008</u>	<u>2010</u>	<u>2012</u>	<u>2014</u>	<u>ALL</u>
No	0	0	0	0	0	0	0	638	0	0	0	0	0	0	0	638
Yes	1	0	0	0	0	0	0	57	0	0	0	0	0	0	0	57
Yes, at least one URL is not a .com	2	0	0	0	0	0	0	0	0	0	0	0	0	0	0	0
Don't know	8	0	0	0	0	0	0	25	0	0	0	0	0	0	0	25
No answer	9	0	0	0	0	0	0	308	0	0	0	0	0	0	0	308
Not applicable	IAP	13626	354	7542	353	5907	10334	1789	2765	2812	4510	2023	2044	1974	2538	58571

M. Did respondent mention any specific URL?

[VAR: CANINF13]

<u>RESPONSE</u>	<u>PUNCH</u>	<u>YEAR</u>														
		<u>1972-82</u>	<u>1982B</u>	<u>1983-87</u>	<u>1987B</u>	<u>1988-91</u>	<u>1993-98</u>	<u>2000</u>	<u>2002</u>	<u>2004</u>	<u>2006</u>	<u>2008</u>	<u>2010</u>	<u>2012</u>	<u>2014</u>	<u>ALL</u>
No	0	0	0	0	0	0	0	633	0	0	0	0	0	0	0	633
Yes	1	0	0	0	0	0	0	57	0	0	0	0	0	0	0	57
Yes, at least one URL is not a .com	2	0	0	0	0	0	0	5	0	0	0	0	0	0	0	5
Don't know	8	0	0	0	0	0	0	25	0	0	0	0	0	0	0	25
No answer	9	0	0	0	0	0	0	308	0	0	0	0	0	0	0	308
Not applicable	IAP	13626	354	7542	353	5907	10334	1789	2765	2812	4510	2023	2044	1974	2538	58571

N. First site mentioned.

[VAR: CANINF14]

RESPONSE	PUNCH	YEAR														
		<u>1972-82</u>	<u>1982B</u>	<u>1983-87</u>	<u>1987B</u>	<u>1988-91</u>	<u>1993-98</u>	<u>2000</u>	<u>2002</u>	<u>2004</u>	<u>2006</u>	<u>2008</u>	<u>2010</u>	<u>2012</u>	<u>2014</u>	<u>ALL</u>
No specific search engine mentioned	0	0	0	0	0	0	0	527	0	0	0	0	0	0	0	527
Yahoo	1	0	0	0	0	0	0	83	0	0	0	0	0	0	0	83
AOL	2	0	0	0	0	0	0	18	0	0	0	0	0	0	0	18
CNN	3	0	0	0	0	0	0	13	0	0	0	0	0	0	0	13
MSN	4	0	0	0	0	0	0	5	0	0	0	0	0	0	0	5
Excite	5	0	0	0	0	0	0	5	0	0	0	0	0	0	0	5
Google	6	0	0	0	0	0	0	7	0	0	0	0	0	0	0	7
Webferret	7	0	0	0	0	0	0	1	0	0	0	0	0	0	0	1
Lycos	8	0	0	0	0	0	0	3	0	0	0	0	0	0	0	3
Altavista	9	0	0	0	0	0	0	6	0	0	0	0	0	0	0	6
USATODAY	10	0	0	0	0	0	0	1	0	0	0	0	0	0	0	1
Copernic	11	0	0	0	0	0	0	2	0	0	0	0	0	0	0	2
ASKJEEVES	12	0	0	0	0	0	0	0	0	0	0	0	0	0	0	0
Peoplefind.com	13	0	0	0	0	0	0	1	0	0	0	0	0	0	0	1
ABC	14	0	0	0	0	0	0	3	0	0	0	0	0	0	0	3
MSNBC	15	0	0	0	0	0	0	2	0	0	0	0	0	0	0	2
Infoseek Go	16	0	0	0	0	0	0	2	0	0	0	0	0	0	0	2
Dogpile	17	0	0	0	0	0	0	1	0	0	0	0	0	0	0	1
Snap	18	0	0	0	0	0	0	2	0	0	0	0	0	0	0	2
Metacrawler	19	0	0	0	0	0	0	1	0	0	0	0	0	0	0	1
Webcrawler	20	0	0	0	0	0	0	1	0	0	0	0	0	0	0	1
Netscape	21	0	0	0	0	0	0	1	0	0	0	0	0	0	0	1
Iwon	22	0	0	0	0	0	0	1	0	0	0	0	0	0	0	1
Politics.com	23	0	0	0	0	0	0	6	0	0	0	0	0	0	0	6
Home Page Search Engine	24	0	0	0	0	0	0	2	0	0	0	0	0	0	0	2
NBC	25	0	0	0	0	0	0	1	0	0	0	0	0	0	0	1
Don't know	98	0	0	0	0	0	0	25	0	0	0	0	0	0	0	25
No answer	99	0	0	0	0	0	0	308	0	0	0	0	0	0	0	308
Not Applicable	IAP	13626	354	7542	353	5907	10334	1789	2765	2812	4510	2023	2044	1974	2538	58571

**The 2004 Topical Module: Workplace Conflict
(DIFSTAND-WKRSPNS)**

Please respond to the following statements based on your experience during the past 12 months unless otherwise specified, with reference to your current place of employment only.

985. A. Some people are held to standards in my workplace that others are not.

HAND CARD B1

[VAR: DIFSTAND]

<u>RESPONSE</u>	<u>PUNCH</u>	<u>YEAR</u>														
		<u>1972-82</u>	<u>1982B</u>	<u>1983-87</u>	<u>1987B</u>	<u>1988-91</u>	<u>1993-98</u>	<u>2000</u>	<u>2002</u>	<u>2004</u>	<u>2006</u>	<u>2008</u>	<u>2010</u>	<u>2012</u>	<u>2014</u>	<u>ALL</u>
Often	1	0	0	0	0	0	0	0	0	462	0	0	0	360	0	822
Sometimes	2	0	0	0	0	0	0	0	0	599	0	0	0	407	0	1006
Rarely	3	0	0	0	0	0	0	0	0	316	0	0	0	164	0	480
Never	4	0	0	0	0	0	0	0	0	409	0	0	0	188	0	597
Don't know	8	0	0	0	0	0	0	0	0	38	0	0	0	26	0	64
No Answer	9	0	0	0	0	0	0	0	0	43	0	0	0	34	0	77
Not applicable	IAP	13626	354	7542	353	5907	10334	2817	2765	945	4510	2023	2044	795	2538	56553

B. People feel free to report problems in my workplace without fear of negative consequences.

[VAR: RPTPROBS]

<u>RESPONSE</u>	<u>PUNCH</u>	<u>YEAR</u>														
		<u>1972-82</u>	<u>1982B</u>	<u>1983-87</u>	<u>1987B</u>	<u>1988-91</u>	<u>1993-98</u>	<u>2000</u>	<u>2002</u>	<u>2004</u>	<u>2006</u>	<u>2008</u>	<u>2010</u>	<u>2012</u>	<u>2014</u>	<u>ALL</u>
Often	1	0	0	0	0	0	0	0	0	948	0	0	0	0	0	948
Sometimes	2	0	0	0	0	0	0	0	0	511	0	0	0	0	0	511
Rarely	3	0	0	0	0	0	0	0	0	195	0	0	0	0	0	195
Never	4	0	0	0	0	0	0	0	0	140	0	0	0	0	0	140
Don't know	8	0	0	0	0	0	0	0	0	31	0	0	0	0	0	31
No Answer	9	0	0	0	0	0	0	0	0	42	0	0	0	0	0	42
Not applicable	IAP	13626	354	7542	353	5907	10334	2817	2765	945	4510	2023	2044	1974	2538	57732

C. Other people take credit for my work or ideas.

[VAR: OTHCREDIT]

RESPONSE	PUNCH	YEAR														
		1972-82	1982B	1983-87	1987B	1988-91	1993-98	2000	2002	2004	2006	2008	2010	2012	2014	ALL
Often	1	0	0	0	0	0	0	0	0	117	0	0	0	98	0	215
Sometimes	2	0	0	0	0	0	0	0	0	395	0	0	0	279	0	674
Rarely	3	0	0	0	0	0	0	0	0	469	0	0	0	324	0	793
Never	4	0	0	0	0	0	0	0	0	820	0	0	0	429	0	1249
Don't know	8	0	0	0	0	0	0	0	0	23	0	0	0	15	0	38
No Answer	9	0	0	0	0	0	0	0	0	43	0	0	0	34	0	77
Not applicable	IAP	13626	354	7542	353	5907	10334	2817	2765	945	4510	2023	2044	795	2538	56553

D. People at work treat me in a manner that puts me down or address me in unprofessional terms, either publicly or privately.

[VAR: PUTDOWN]

RESPONSE	PUNCH	YEAR														
		1972-82	1982B	1983-87	1987B	1988-91	1993-98	2000	2002	2004	2006	2008	2010	2012	2014	ALL
Often	1	0	0	0	0	0	0	0	0	53	0	0	0	38	0	91
Sometimes	2	0	0	0	0	0	0	0	0	228	0	0	0	134	0	362
Rarely	3	0	0	0	0	0	0	0	0	410	0	0	0	315	0	725
Never	4	0	0	0	0	0	0	0	0	1114	0	0	0	645	0	1759
Don't know	8	0	0	0	0	0	0	0	0	21	0	0	0	14	0	35
No Answer	9	0	0	0	0	0	0	0	0	41	0	0	0	33	0	74
Not applicable	IAP	13626	354	7542	353	5907	10334	2817	2765	945	4510	2023	2044	795	2538	56553

E. People at work fail to give me information that is necessary for me to do my job.

[VAR: LACKINFO]

RESPONSE	PUNCH	YEAR														
		1972-82	1982B	1983-87	1987B	1988-91	1993-98	2000	2002	2004	2006	2008	2010	2012	2014	ALL
Often	1	0	0	0	0	0	0	0	0	139	0	0	0	102	0	241
Sometimes	2	0	0	0	0	0	0	0	0	495	0	0	0	362	0	857
Rarely	3	0	0	0	0	0	0	0	0	516	0	0	0	305	0	821
Never	4	0	0	0	0	0	0	0	0	656	0	0	0	366	0	1022
Don't know	8	0	0	0	0	0	0	0	0	20	0	0	0	12	0	32
No Answer	9	0	0	0	0	0	0	0	0	41	0	0	0	32	0	73
Not applicable	IAP	13626	354	7542	353	5907	10334	2817	2765	945	4510	2023	2044	795	2538	56553

F. People at work get in my personal space in an attempt to intimidate me.

[VAR: PERSPACE]

RESPONSE	PUNCH	YEAR														
		1972-82	1982B	1983-87	1987B	1988-91	1993-98	2000	2002	2004	2006	2008	2010	2012	2014	ALL
Often	1	0	0	0	0	0	0	0	0	38	0	0	0	0	0	38
Sometimes	2	0	0	0	0	0	0	0	0	169	0	0	0	0	0	169
Rarely	3	0	0	0	0	0	0	0	0	307	0	0	0	0	0	307
Never	4	0	0	0	0	0	0	0	0	1292	0	0	0	0	0	1292
Don't know	8	0	0	0	0	0	0	0	0	20	0	0	0	0	0	20
No Answer	9	0	0	0	0	0	0	0	0	41	0	0	0	0	0	41
Not applicable	IAP	13626	354	7542	353	5907	10334	2817	2765	945	4510	2023	2044	1974	2538	57732

G. At work, I have been threatened with physical harm.

[VAR: PHYSHARM]

RESPONSE	PUNCH	YEAR														
		1972-82	1982B	1983-87	1987B	1988-91	1993-98	2000	2002	2004	2006	2008	2010	2012	2014	ALL
Often	1	0	0	0	0	0	0	0	0	12	0	0	0	0	0	12
Sometimes	2	0	0	0	0	0	0	0	0	41	0	0	0	0	0	41
Rarely	3	0	0	0	0	0	0	0	0	94	0	0	0	0	0	94
Never	4	0	0	0	0	0	0	0	0	1659	0	0	0	0	0	1659
Don't know	8	0	0	0	0	0	0	0	0	18	0	0	0	0	0	18
No Answer	9	0	0	0	0	0	0	0	0	43	0	0	0	0	0	43
Not applicable	IAP	13626	354	7542	353	5907	10334	2817	2765	945	4510	2023	2044	1974	2538	57732

H. People at work throw things, slam doors, or hit objects when they are upset with me.

[VAR: ACTUPSET]

RESPONSE	PUNCH	YEAR														
		1972-82	1982B	1983-87	1987B	1988-91	1993-98	2000	2002	2004	2006	2008	2010	2012	2014	ALL
Often	1	0	0	0	0	0	0	0	0	31	0	0	0	17	0	48
Sometimes	2	0	0	0	0	0	0	0	0	85	0	0	0	52	0	137
Rarely	3	0	0	0	0	0	0	0	0	170	0	0	0	101	0	271
Never	4	0	0	0	0	0	0	0	0	1520	0	0	0	966	0	2486
Don't know	8	0	0	0	0	0	0	0	0	19	0	0	0	12	0	31
No answer	9	0	0	0	0	0	0	0	0	42	0	0	0	31	0	73
Not applicable	IAP	13626	354	7542	353	5907	10334	2817	2765	945	4510	2023	2044	795	2538	56553

I. People at work shout or yell at me in a hostile manner.

[VAR: SHOUT]

RESPONSE	PUNCH	YEAR														
		1972-82	1982B	1983-87	1987B	1988-91	1993-98	2000	2002	2004	2006	2008	2010	2012	2014	ALL
Often	1	0	0	0	0	0	0	0	0	31	0	0	0	30	0	61
Sometimes	2	0	0	0	0	0	0	0	0	122	0	0	0	77	0	199
Rarely	3	0	0	0	0	0	0	0	0	241	0	0	0	189	0	430
Never	4	0	0	0	0	0	0	0	0	1413	0	0	0	837	0	2250
Don't know	8	0	0	0	0	0	0	0	0	18	0	0	0	14	0	32
No answer	9	0	0	0	0	0	0	0	0	42	0	0	0	32	0	74
Not applicable	IAP	13626	354	7542	353	5907	10334	2817	2765	945	4510	2023	2044	795	2538	56553

J. Heated arguments occur in my workplace.

[VAR: HOTARGUS]

RESPONSE	PUNCH	YEAR														
		1972-82	1982B	1983-87	1987B	1988-91	1993-98	2000	2002	2004	2006	2008	2010	2012	2014	ALL
Often	1	0	0	0	0	0	0	0	0	76	0	0	0	0	0	76
Sometimes	2	0	0	0	0	0	0	0	0	341	0	0	0	0	0	341
Rarely	3	0	0	0	0	0	0	0	0	516	0	0	0	0	0	516
Never	4	0	0	0	0	0	0	0	0	874	0	0	0	0	0	874
Don't know	8	0	0	0	0	0	0	0	0	18	0	0	0	0	0	18
No answer	9	0	0	0	0	0	0	0	0	42	0	0	0	0	0	42
Not applicable	IAP	13626	354	7542	353	5907	10334	2817	2765	945	4510	2023	2044	1974	2538	57732

K. People at work with can be relied on when someone needs help.

HAND
CARD B2

[VAR: RELIEDON]

RESPONSE	PUNCH	YEAR														
		1972-82	1982B	1983-87	1987B	1988-91	1993-98	2000	2002	2004	2006	2008	2010	2012	2014	ALL
Very true	1	0	0	0	0	0	0	0	0	1104	0	0	0	0	0	1104
Somewhat true	2	0	0	0	0	0	0	0	0	605	0	0	0	0	0	605
Not too true	3	0	0	0	0	0	0	0	0	58	0	0	0	0	0	58
Not at all true	4	0	0	0	0	0	0	0	0	38	0	0	0	0	0	38
Don't know	8	0	0	0	0	0	0	0	0	20	0	0	0	0	0	20
No answer	9	0	0	0	0	0	0	0	0	42	0	0	0	0	0	42
Not applicable	IAP	13626	354	7542	353	5907	10334	2817	2765	945	4510	2023	2044	1974	2538	57732

L. At work, job security is good.

[VAR: GDJOBSEC]

RESPONSE	PUNCH	YEAR														
		<u>1972-82</u>	<u>1982B</u>	<u>1983-87</u>	<u>1987B</u>	<u>1988-91</u>	<u>1993-98</u>	<u>2000</u>	<u>2002</u>	<u>2004</u>	<u>2006</u>	<u>2008</u>	<u>2010</u>	<u>2012</u>	<u>2014</u>	<u>ALL</u>
Very true	1	0	0	0	0	0	0	0	0	971	0	0	0	0	0	971
Somewhat true	2	0	0	0	0	0	0	0	0	597	0	0	0	0	0	597
Not too true	3	0	0	0	0	0	0	0	0	165	0	0	0	0	0	165
Not at all true	4	0	0	0	0	0	0	0	0	76	0	0	0	0	0	76
Don't know	8	0	0	0	0	0	0	0	0	15	0	0	0	0	0	15
No answer	9	0	0	0	0	0	0	0	0	43	0	0	0	0	0	43
Not applicable	IAP	13626	354	7542	353	5907	10334	2817	2765	945	4510	2023	2044	1974	2538	57732

M. At work, people are treated with respect.

HAND CARD B3

[VAR: TREATRES]

RESPONSE	PUNCH	YEAR														
		<u>1972-82</u>	<u>1982B</u>	<u>1983-87</u>	<u>1987B</u>	<u>1988-91</u>	<u>1993-98</u>	<u>2000</u>	<u>2002</u>	<u>2004</u>	<u>2006</u>	<u>2008</u>	<u>2010</u>	<u>2012</u>	<u>2014</u>	<u>ALL</u>
Strongly Agree	1	0	0	0	0	0	0	0	0	717	0	0	0	415	0	1132
Agree	2	0	0	0	0	0	0	0	0	929	0	0	0	607	0	1536
Disagree	3	0	0	0	0	0	0	0	0	139	0	0	0	91	0	230
Strongly Disagree	4	0	0	0	0	0	0	0	0	20	0	0	0	21	0	41
Don't know	8	0	0	0	0	0	0	0	0	22	0	0	0	14	0	36
No answer	9	0	0	0	0	0	0	0	0	40	0	0	0	31	0	71
Not applicable	IAP	13626	354	7542	353	5907	10334	2817	2765	945	4510	2023	2044	795	2538	56553

N. In my workplace, people "look the other way" when others are threatened, intimidated, or put down.

HAND
CARD B5

[VAR: LOOKAWAY]

RESPONSE	PUNCH	YEAR														
		1972-82	1982B	1983-87	1987B	1988-91	1993-98	2000	2002	2004	2006	2008	2010	2012	2014	ALL
Strongly Agree	1	0	0	0	0	0	0	0	0	57	0	0	0	51	0	108
Agree	2	0	0	0	0	0	0	0	0	243	0	0	0	180	0	423
Disagree	3	0	0	0	0	0	0	0	0	801	0	0	0	465	0	1266
Strongly Disagree	4	0	0	0	0	0	0	0	0	683	0	0	0	407	0	1090
Don't know	8	0	0	0	0	0	0	0	0	39	0	0	0	40	0	79
No answer	9	0	0	0	0	0	0	0	0	44	0	0	0	36	0	80
Not applicable	IAP	13626	354	7542	353	5907	10334	2817	2765	945	4510	2023	2044	795	2538	56553

REMARKS: Hand Cards B1 contains punches 1-4. Hand Card B2 contains punches 1-4. Hand Card B3 contains punches 1-4. Hand Card B5 contains punches 1-4.

987. During the past 3 months, how often did you stay at home or leave work early because you were unhappy about your work situation?

HAND
CARD B8

[VAR: SKIPWORK]

RESPONSE	PUNCH	YEAR														
		1972-82	1982B	1983-87	1987B	1988-91	1993-98	2000	2002	2004	2006	2008	2010	2012	2014	ALL
Often	1	0	0	0	0	0	0	0	0	14	0	0	0	0	0	14
Sometimes	2	0	0	0	0	0	0	0	0	89	0	0	0	0	0	89
Rarely	3	0	0	0	0	0	0	0	0	231	0	0	0	0	0	231
Never	4	0	0	0	0	0	0	0	0	1491	0	0	0	0	0	1491
Don't know	8	0	0	0	0	0	0	0	0	5	0	0	0	0	0	5
No answer	9	0	0	0	0	0	0	0	0	37	0	0	0	0	0	37
Not applicable	IAP	13626	354	7542	353	5907	10334	2817	2765	945	4510	2023	2044	1974	2538	57732

REMARKS: Hand Card B8 contains punches 1-4

988. Are/were you self-employed or do/did you work for someone else?

[If "Self-employed"] Do/did you have any employees?

[If "Yes"] How many employees do/did you have?

[VAR: NUMEMPS]

RESPONSE	PUNCH	YEAR														
		1972-82	1982B	1983-87	1987B	1988-91	1993-98	2000	2002	2004	2006	2008	2010	2012	2014	ALL
0	0	0	0	0	0	0	0	0	0	209	317	143	153	128	201	1151
1-9	1-9	0	0	0	0	0	0	0	0	93	155	64	62	48	66	488
10-19	10-19	0	0	0	0	0	0	0	0	19	18	13	9	8	12	79
20-29	20-29	0	0	0	0	0	0	0	0	12	4	5	3	5	5	34
30-39	30-39	0	0	0	0	0	0	0	0	2	2	0	3	1	3	11
40-49	40-49	0	0	0	0	0	0	0	0	2	4	0	2	1	2	11
50-59	50-59	0	0	0	0	0	0	0	0	1	4	1	1	1	1	9
60-69	60-69	0	0	0	0	0	0	0	0	0	0	0	1	0	0	1
70-79	70-79	0	0	0	0	0	0	0	0	0	2	0	0	0	0	2
80-89	80-89	0	0	0	0	0	0	0	0	0	0	0	0	1	1	2
90-96	90-96	0	0	0	0	0	0	0	0	0	0	0	0	0	0	0
97 or more	97+	0	0	0	0	0	0	0	0	2	3	1	0	1	3	10
Don't know	98	0	0	0	0	0	0	0	0	0	0	0	1	0	1	2
No Answer	99	0	0	0	0	0	0	0	0	5	2	0	0	1	1	9
Not applicable (never employed or not self-employed)	IAP	13626	354	7542	353	5907	10334	2817	2765	2467	3999	1796	1809	1779	2242	57790

REMARKS: If respondents answered "Self-employed" to the first part but "No" to the second part, they did not receive the third part of the question and the responses were coded to 0.

(The next questions ask about your experiences at your current place of employment. You'll be asked how often you have experienced certain behaviors during the past 12 months. You will answer each question by choosing one of the responses shown on this card.)

989. I have felt ignored, excluded or isolated from others at work.

[VAR: IGNORWK]

RESPONSE	PUNCH	YEAR															
		1972-82	1982B	1983-87	1987B	1988-91	1993-98	2000	2002	2004	2006	2008	2010	2012	2014	ALL	
Often	1	0	0	0	0	0	0	0	0	0	0	0	0	0	30	0	30
Sometimes	2	0	0	0	0	0	0	0	0	0	0	0	0	0	139	0	139
Rarely	3	0	0	0	0	0	0	0	0	0	0	0	0	0	262	0	262
Never	4	0	0	0	0	0	0	0	0	0	0	0	0	0	703	0	703
Don't Know	8	0	0	0	0	0	0	0	0	0	0	0	0	0	13	0	13
No answer	9	0	0	0	0	0	0	0	0	0	0	0	0	0	32	0	32
Not applicable	IAP	13626	354	7542	353	5907	10334	2817	2765	2812	4510	2023	2044	795	2538	58420	

990. People at work have spread rumors or gossip about me.

[VAR: RUMORWK]

<u>RESPONSE</u>	<u>PUNCH</u>	<u>YEAR</u>															
		<u>1972-82</u>	<u>1982B</u>	<u>1983-87</u>	<u>1987B</u>	<u>1988-91</u>	<u>1993-98</u>	<u>2000</u>	<u>2002</u>	<u>2004</u>	<u>2006</u>	<u>2008</u>	<u>2010</u>	<u>2012</u>	<u>2014</u>	<u>ALL</u>	
Often	1	0	0	0	0	0	0	0	0	0	0	0	0	0	31	0	31
Sometimes	2	0	0	0	0	0	0	0	0	0	0	0	0	0	103	0	103
Rarely	3	0	0	0	0	0	0	0	0	0	0	0	0	0	208	0	208
Never	4	0	0	0	0	0	0	0	0	0	0	0	0	0	777	0	777
Don't Know	8	0	0	0	0	0	0	0	0	0	0	0	0	0	29	0	29
No answer	9	0	0	0	0	0	0	0	0	0	0	0	0	0	31	0	31
Not applicable	IAP	13626	354	7542	353	5907	10334	2817	2765	2812	4510	2023	2044	795	2538	58420	

991. I have been the target of derogatory comments or jokes at work.

[VAR: JOKESWK]

<u>RESPONSE</u>	<u>PUNCH</u>	<u>YEAR</u>															
		<u>1972-82</u>	<u>1982B</u>	<u>1983-87</u>	<u>1987B</u>	<u>1988-91</u>	<u>1993-98</u>	<u>2000</u>	<u>2002</u>	<u>2004</u>	<u>2006</u>	<u>2008</u>	<u>2010</u>	<u>2012</u>	<u>2014</u>	<u>ALL</u>	
Often	1	0	0	0	0	0	0	0	0	0	0	0	0	0	30	0	30
Sometimes	2	0	0	0	0	0	0	0	0	0	0	0	0	0	95	0	95
Rarely	3	0	0	0	0	0	0	0	0	0	0	0	0	0	180	0	180
Never	4	0	0	0	0	0	0	0	0	0	0	0	0	0	821	0	821
Don't Know	8	0	0	0	0	0	0	0	0	0	0	0	0	0	22	0	22
No answer	9	0	0	0	0	0	0	0	0	0	0	0	0	0	31	0	31
Not applicable	IAP	13626	354	7542	353	5907	10334	2817	2765	2812	4510	2023	2044	795	2538	58420	

992. I have received emails, text messages, mobile cell phone calls, or other electronic, internet, or social network communications from people at work that were harassing or threatening.

[VAR: EHARASWK]

<u>RESPONSE</u>	<u>PUNCH</u>	<u>YEAR</u>															
		<u>1972-82</u>	<u>1982B</u>	<u>1983-87</u>	<u>1987B</u>	<u>1988-91</u>	<u>1993-98</u>	<u>2000</u>	<u>2002</u>	<u>2004</u>	<u>2006</u>	<u>2008</u>	<u>2010</u>	<u>2012</u>	<u>2014</u>	<u>ALL</u>	
Often	1	0	0	0	0	0	0	0	0	0	0	0	0	0	2	0	2
Sometimes	2	0	0	0	0	0	0	0	0	0	0	0	0	0	17	0	17
Rarely	3	0	0	0	0	0	0	0	0	0	0	0	0	0	37	0	37
Never	4	0	0	0	0	0	0	0	0	0	0	0	0	0	1079	0	1079
Don't Know	8	0	0	0	0	0	0	0	0	0	0	0	0	0	13	0	13
No answer	9	0	0	0	0	0	0	0	0	0	0	0	0	0	31	0	31
Not applicable	IAP	13626	354	7542	353	5907	10334	2817	2765	2812	4510	2023	2044	795	2538	58420	

993. I have been treated in a rude or disrespectful manner at work.

[VAR: RUDEWK]

RESPONSE	PUNCH	YEAR														
		1972-82	1982B	1983-87	1987B	1988-91	1993-98	2000	2002	2004	2006	2008	2010	2012	2014	ALL
Often	1	0	0	0	0	0	0	0	0	0	0	0	0	35	0	35
Sometimes	2	0	0	0	0	0	0	0	0	0	0	0	0	110	0	110
Rarely	3	0	0	0	0	0	0	0	0	0	0	0	0	274	0	274
Never	4	0	0	0	0	0	0	0	0	0	0	0	0	718	0	718
Don't Know	8	0	0	0	0	0	0	0	0	0	0	0	0	11	0	11
No answer	9	0	0	0	0	0	0	0	0	0	0	0	0	31	0	31
Not applicable	IAP	13626	354	7542	353	5907	10334	2817	2765	2812	4510	2023	2044	795	2538	58420

994. I have been lied to by co-workers or supervisors.

[VAR: LIEDCWKR]

RESPONSE	PUNCH	YEAR														
		1972-82	1982B	1983-87	1987B	1988-91	1993-98	2000	2002	2004	2006	2008	2010	2012	2014	ALL
Often	1	0	0	0	0	0	0	0	0	0	0	0	0	34	0	34
Sometimes	2	0	0	0	0	0	0	0	0	0	0	0	0	216	0	216
Rarely	3	0	0	0	0	0	0	0	0	0	0	0	0	243	0	243
Never	4	0	0	0	0	0	0	0	0	0	0	0	0	636	0	636
Don't Know	8	0	0	0	0	0	0	0	0	0	0	0	0	19	0	19
No answer	9	0	0	0	0	0	0	0	0	0	0	0	0	31	0	31
Not applicable	IAP	13626	354	7542	353	5907	10334	2817	2765	2812	4510	2023	2044	795	2538	58420

995. I have been denied a raise or promotion without being given a valid reason.

[VAR: DENYRAIS]

RESPONSE	PUNCH	YEAR														
		1972-82	1982B	1983-87	1987B	1988-91	1993-98	2000	2002	2004	2006	2008	2010	2012	2014	ALL
Often	1	0	0	0	0	0	0	0	0	0	0	0	0	32	0	32
Sometimes	2	0	0	0	0	0	0	0	0	0	0	0	0	101	0	101
Rarely	3	0	0	0	0	0	0	0	0	0	0	0	0	105	0	105
Never	4	0	0	0	0	0	0	0	0	0	0	0	0	897	0	897
Don't Know	8	0	0	0	0	0	0	0	0	0	0	0	0	13	0	13
No answer	9	0	0	0	0	0	0	0	0	0	0	0	0	31	0	31
Not applicable	IAP	13626	354	7542	353	5907	10334	2817	2765	2812	4510	2023	2044	795	2538	58420

996. In the past 12 months, the person who has engaged in these types of behaviors has most often been:

[VAR: WKBHVRs]

<u>RESPONSE</u>	<u>PUNCH</u>	<u>YEAR</u>														
		<u>1972-82</u>	<u>1982B</u>	<u>1983-87</u>	<u>1987B</u>	<u>1988-91</u>	<u>1993-98</u>	<u>2000</u>	<u>2002</u>	<u>2004</u>	<u>2006</u>	<u>2008</u>	<u>2010</u>	<u>2012</u>	<u>2014</u>	<u>ALL</u>
A co-worker	1	0	0	0	0	0	0	0	0	0	0	0	0	324	0	324
Your supervisor or boss	2	0	0	0	0	0	0	0	0	0	0	0	0	175	0	175
A customer/client/patient	3	0	0	0	0	0	0	0	0	0	0	0	0	180	0	180
Don't Know	8	0	0	0	0	0	0	0	0	0	0	0	0	52	0	52
No answer	9	0	0	0	0	0	0	0	0	0	0	0	0	24	0	24
Not applicable	IAP	13626	354	7542	353	5907	10334	2817	2765	2812	4510	2023	2044	1219	2538	58844

997. What did you typically do in response to these behaviors?

[VAR: WKRSPNS]

<u>RESPONSE</u>	<u>PUNCH</u>	<u>YEAR</u>														
		<u>1972-82</u>	<u>1982B</u>	<u>1983-87</u>	<u>1987B</u>	<u>1988-91</u>	<u>1993-98</u>	<u>2000</u>	<u>2002</u>	<u>2004</u>	<u>2006</u>	<u>2008</u>	<u>2010</u>	<u>2012</u>	<u>2014</u>	<u>ALL</u>
Did nothing (ignored it)	1	0	0	0	0	0	0	0	0	0	0	0	0	214	0	214
Talked to co-workers or other people at work	2	0	0	0	0	0	0	0	0	0	0	0	0	136	0	136
Talked to family or friends	3	0	0	0	0	0	0	0	0	0	0	0	0	59	0	59
Reported the incident to management or those higher up	4	0	0	0	0	0	0	0	0	0	0	0	0	109	0	109
Reported the incident to the union	5	0	0	0	0	0	0	0	0	0	0	0	0	6	0	6
Confronted the person (s) engaging in the behaviors	6	0	0	0	0	0	0	0	0	0	0	0	0	185	0	185
Filed a formal complaint or grievance about the behavior or experiences	7	0	0	0	0	0	0	0	0	0	0	0	0	9	0	9
Did not know what to do	8	0	0	0	0	0	0	0	0	0	0	0	0	14	0	14
Don't know	98	0	0	0	0	0	0	0	0	0	0	0	0	15	0	15
No answer	99	0	0	0	0	0	0	0	0	0	0	0	0	8	0	8
Not applicable	IAP	13626	354	7542	353	5907	10334	2817	2765	2812	4510	2023	2044	1219	2538	58844

**The 2004 Topical Module: Immigration
(NATBORN-ROBJECT)**

IF BORN = 2, GO TO NATBORN, ELSE GO TO NEXT SECTION

998. What country were you born in?

HAND CARD C1

[VAR: NATBORN]

<u>RESPONSE</u>	<u>PUNCH</u>	<u>YEAR</u>														
		<u>1972-82</u>	<u>1982B</u>	<u>1983-87</u>	<u>1987B</u>	<u>1988-91</u>	<u>1993-98</u>	<u>2000</u>	<u>2002</u>	<u>2004</u>	<u>2006</u>	<u>2008</u>	<u>2010</u>	<u>2012</u>	<u>2014</u>	<u>ALL</u>
Mexico	1	0	0	0	0	0	0	0	0	41	0	0	0	0	0	41
Canada	2	0	0	0	0	0	0	0	0	5	0	0	0	0	0	5
China	3	0	0	0	0	0	0	0	0	12	0	0	0	0	0	12
Colombia	4	0	0	0	0	0	0	0	0	4	0	0	0	0	0	4
Cuba	5	0	0	0	0	0	0	0	0	5	0	0	0	0	0	5
Germany	6	0	0	0	0	0	0	0	0	8	0	0	0	0	0	8
Guatemala	7	0	0	0	0	0	0	0	0	4	0	0	0	0	0	4
Haiti	8	0	0	0	0	0	0	0	0	1	0	0	0	0	0	1
Honduras	9	0	0	0	0	0	0	0	0	1	0	0	0	0	0	1
India	10	0	0	0	0	0	0	0	0	13	0	0	0	0	0	13
Jamaica	11	0	0	0	0	0	0	0	0	8	0	0	0	0	0	8
Korea	12	0	0	0	0	0	0	0	0	6	0	0	0	0	0	6
Philippines	13	0	0	0	0	0	0	0	0	15	0	0	0	0	0	15
Poland	14	0	0	0	0	0	0	0	0	5	0	0	0	0	0	5
Other (SPECIFY)	15	0	0	0	0	0	0	0	0	0	0	0	0	0	0	0
Trinidad	16	0	0	0	0	0	0	0	0	5	0	0	0	0	0	5
Antigua	17	0	0	0	0	0	0	0	0	1	0	0	0	0	0	1
Pakistan	18	0	0	0	0	0	0	0	0	2	0	0	0	0	0	2
Belize	19	0	0	0	0	0	0	0	0	1	0	0	0	0	0	1
Guyana	20	0	0	0	0	0	0	0	0	2	0	0	0	0	0	2
Egypt	21	0	0	0	0	0	0	0	0	6	0	0	0	0	0	6
Moldovia	22	0	0	0	0	0	0	0	0	1	0	0	0	0	0	1
Brazil	23	0	0	0	0	0	0	0	0	6	0	0	0	0	0	6
Portugal	24	0	0	0	0	0	0	0	0	3	0	0	0	0	0	3
Panama	25	0	0	0	0	0	0	0	0	2	0	0	0	0	0	2
Iran	26	0	0	0	0	0	0	0	0	2	0	0	0	0	0	2
Ghana	27	0	0	0	0	0	0	0	0	1	0	0	0	0	0	1
Bangladesh	28	0	0	0	0	0	0	0	0	1	0	0	0	0	0	1
Puerto Rico	29	0	0	0	0	0	0	0	0	6	0	0	0	0	0	6

[VAR: NATBORN] (CONTINUED)

RESPONSE	PUNCH	YEAR														
		1972-82	1982B	1983-87	1987B	1988-91	1993-98	2000	2002	2004	2006	2008	2010	2012	2014	ALL
Turkey	30	0	0	0	0	0	0	0	0	2	0	0	0	0	0	2
Italy	31	0	0	0	0	0	0	0	0	6	0	0	0	0	0	6
El Salvador	32	0	0	0	0	0	0	0	0	4	0	0	0	0	0	4
Greece	33	0	0	0	0	0	0	0	0	4	0	0	0	0	0	4
Ecuador	34	0	0	0	0	0	0	0	0	1	0	0	0	0	0	1
England	35	0	0	0	0	0	0	0	0	16	0	0	0	0	0	16
Thailand	36	0	0	0	0	0	0	0	0	2	0	0	0	0	0	2
Peru	37	0	0	0	0	0	0	0	0	3	0	0	0	0	0	3
Australia	38	0	0	0	0	0	0	0	0	1	0	0	0	0	0	1
Israel	39	0	0	0	0	0	0	0	0	2	0	0	0	0	0	2
Netherlands	40	0	0	0	0	0	0	0	0	3	0	0	0	0	0	3
Macedonia	41	0	0	0	0	0	0	0	0	2	0	0	0	0	0	2
France	42	0	0	0	0	0	0	0	0	5	0	0	0	0	0	5
Argentina	43	0	0	0	0	0	0	0	0	3	0	0	0	0	0	3
Lebanon	44	0	0	0	0	0	0	0	0	1	0	0	0	0	0	1
Russia	45	0	0	0	0	0	0	0	0	3	0	0	0	0	0	3
Cambodia	46	0	0	0	0	0	0	0	0	1	0	0	0	0	0	1
Venezuela	47	0	0	0	0	0	0	0	0	4	0	0	0	0	0	4
Iraq	48	0	0	0	0	0	0	0	0	2	0	0	0	0	0	2
Romania	49	0	0	0	0	0	0	0	0	2	0	0	0	0	0	2
Czech Republic	50	0	0	0	0	0	0	0	0	1	0	0	0	0	0	1
Nicaragua	51	0	0	0	0	0	0	0	0	1	0	0	0	0	0	1
Arabic	52	0	0	0	0	0	0	0	0	1	0	0	0	0	0	1
Gambia	53	0	0	0	0	0	0	0	0	1	0	0	0	0	0	1
West Africa	54	0	0	0	0	0	0	0	0	1	0	0	0	0	0	1
Barbados	55	0	0	0	0	0	0	0	0	1	0	0	0	0	0	1
South Africa	56	0	0	0	0	0	0	0	0	2	0	0	0	0	0	2
Ukraine	57	0	0	0	0	0	0	0	0	5	0	0	0	0	0	5
Hungary	58	0	0	0	0	0	0	0	0	1	0	0	0	0	0	1
Eritrea	59	0	0	0	0	0	0	0	0	1	0	0	0	0	0	1
Ireland	60	0	0	0	0	0	0	0	0	1	0	0	0	0	0	1
Laos	61	0	0	0	0	0	0	0	0	2	0	0	0	0	0	2
Vietnam	62	0	0	0	0	0	0	0	0	1	0	0	0	0	0	1
Senegal	63	0	0	0	0	0	0	0	0	1	0	0	0	0	0	1
Sudan	64	0	0	0	0	0	0	0	0	1	0	0	0	0	0	1
Nigeria	65	0	0	0	0	0	0	0	0	3	0	0	0	0	0	3
Bosnia	66	0	0	0	0	0	0	0	0	1	0	0	0	0	0	1
Uruguay	67	0	0	0	0	0	0	0	0	1	0	0	0	0	0	1
Malaysia	68	0	0	0	0	0	0	0	0	1	0	0	0	0	0	1
Armenia	69	0	0	0	0	0	0	0	0	1	0	0	0	0	0	1

[VAR: NATBORN] (CONTINUED)

<u>RESPONSE</u>	<u>PUNCH</u>	<u>YEAR</u>														
		<u>1972-82</u>	<u>1982B</u>	<u>1983-87</u>	<u>1987B</u>	<u>1988-91</u>	<u>1993-98</u>	<u>2000</u>	<u>2002</u>	<u>2004</u>	<u>2006</u>	<u>2008</u>	<u>2010</u>	<u>2012</u>	<u>2014</u>	<u>ALL</u>
Congo	70	0	0	0	0	0	0	0	0	1	0	0	0	0	0	1
Japan	71	0	0	0	0	0	0	0	0	2	0	0	0	0	0	2
Dutch East Indies	72	0	0	0	0	0	0	0	0	1	0	0	0	0	0	1
Indonesia	73	0	0	0	0	0	0	0	0	1	0	0	0	0	0	1
Africa	74	0	0	0	0	0	0	0	0	1	0	0	0	0	0	1
Jordan	75	0	0	0	0	0	0	0	0	2	0	0	0	0	0	2
Don't know	98	0	0	0	0	0	0	0	0	0	0	0	0	0	0	0
No answer	99	0	0	0	0	0	0	0	0	3	0	0	0	0	0	3
Not applicable	IAP	13626	354	7542	353	5907	10334	2817	2765	2539	4510	2023	2044	1974	2538	59326

REMARKS: Hand Card C1 contains punches 1-14

The next question refers to [COUNTRY NAMED IN NATBORN]. In a moment, I will show you a card that has three boxes— A, B, and C. There's something I want to explain before I show you the card. We just want you to choose one box. We do not need to know anything specific about what's inside the boxes.

Box A and Box B show pictures of houses. Box C is for any kind of house not shown in the pictures.

Box A

Farm

Box B

Apartment building

Hut, Shack or other nonstandard dwelling

Single-family house

Box C

Other type of dwelling
(specify)

999. Thinking back to the time when you were born, tell me which box shows the kind of house your family lived in at that time: A, B, or C? We just want you to choose one box.

HAND
CARD C2

[VAR: BORNHOME]

RESPONSE	PUNCH	YEAR														
		<u>1972-82</u>	<u>1982B</u>	<u>1983-87</u>	<u>1987B</u>	<u>1988-91</u>	<u>1993-98</u>	<u>2000</u>	<u>2002</u>	<u>2004</u>	<u>2006</u>	<u>2008</u>	<u>2010</u>	<u>2012</u>	<u>2014</u>	<u>ALL</u>
	1	0	0	0	0	0	0	0	0	51	0	0	0	0	0	51
Box A	2	0	0	0	0	0	0	0	0	180	0	0	0	0	0	180
Box B	3	0	0	0	0	0	0	0	0	16	0	0	0	0	0	16
Box C (SPECIFY)	4	0	0	0	0	0	0	0	0	3	0	0	0	0	0	3
Other answer (SPECIFY)	8	0	0	0	0	0	0	0	0	16	0	0	0	0	0	16
Don't know	9	0	0	0	0	0	0	0	0	7	0	0	0	0	0	7
No answer	IAP	13626	354	7542	353	5907	10334	2817	2765	2539	4510	2023	2044	1974	2538	59326
Not applicable																

REMARKS: Hand Card C2 contains the boxes pictured above and punches 1-3

IF RESPONDENT HESITATES OR CALLS OUT AN ITEM IN BOX B, SAY: If you're in Box B, we do NOT need to know which specific type of house applies to you. The reason is that, right now, we're focusing on Box A.

IF RESPONDENT HAS TROUBLE READING, HELP HIM OR HER

The next question is about traveling to the United States.

Box A
Boat

Box B
Airplane
Train
Car, truck, or bus
Walking

Box C
Other type of transportation

1000. Thinking about the most recent time you traveled to the United States from another country—please tell me which box shows the kind of transportation you took: A, B, or C.

HAND
CARD C3

[VAR: TRAVELUS]

RESPONSE	PUNCH	YEAR														
		1972-82	1982B	1983-87	1987B	1988-91	1993-98	2000	2002	2004	2006	2008	2010	2012	2014	ALL
	1	0	0	0	0	0	0	0	0	21	0	0	0	0	0	21
Box A	2	0	0	0	0	0	0	0	0	225	0	0	0	0	0	225
Box B	3	0	0	0	0	0	0	0	0	0	0	0	0	0	0	0
Box C (SPECIFY)	4	0	0	0	0	0	0	0	0	7	0	0	0	0	0	7
Other answer (SPECIFY)	8	0	0	0	0	0	0	0	0	12	0	0	0	0	0	12
Don't know	9	0	0	0	0	0	0	0	0	8	0	0	0	0	0	8
No answer	IAP	13626	354	7542	353	5907	10334	2817	2765	2539	4510	2023	2044	1974	2538	59326
Not applicable																

REMARKS: Hand Card C3 contains the following: Box A shows a boat. Box B shows airplane/ truck/ car, truck, or bus. Box C is categories not shown in A or B.

IF RESPONDENT HESITATES OR CALLS OUT AN ITEM IN BOX B, SAY: If you're in Box B, we do not need to know which specific type of transportation applies to you. The reason is that, right now, we're focusing on Box A.

**The 2004 Topical Module: Genes and the Environment
(GENEVIG1-INTRWGHT)**

INSTRUCTIONS FOR QUESTIONS GENEVIG1-GENENVO4:

Character, personality, and many types of behavior are influenced both by the genes people inherit from their parents and by what they learn and experience as they grow up. For each of the following descriptions, we would like you to indicate what percent of the person's behavior you believe is influenced by the genes they inherit, and what percent is influenced by their learning and experience and other aspects of their environment.

The boxes on handcard D1 are arranged so that the first box on the LEFT (which is numbered 1) represents 100% genetic influence (and 0% environment). The next box (numbered 2) represents 95% genes (and 5% environment), and so on. The RIGHTMOST box (numbered 21) represents 100% environmental influence (and no genetic influence). After each description, please type the number of the box that comes closest to your answer.

Please use the numbered scale on handcard D1 to indicate, FOR EACH OF THE BEHAVIORS DESCRIBED, what percent of the person's behavior you think is influenced by the genes they inherit, and what percent is influenced by their learning and experience. After each question, type the number of the box that comes closest to your answer. Remember, the higher the number, the more you think the behavior is influenced by learning and experience; the lower the number, the more you think it is influenced by genes

1004. Vignette set number given to respondent.

HAND CARD D1

[VAR: GENEVIG1]

YEAR

<u>RESPONSE</u>	<u>PUNCH</u>	<u>1972-82</u>	<u>1982B</u>	<u>1983-87</u>	<u>1987B</u>	<u>1988-91</u>	<u>1993-98</u>	<u>2000</u>	<u>2002</u>	<u>2004</u>	<u>2006</u>	<u>2008</u>	<u>2010</u>	<u>2012</u>	<u>2014</u>	<u>ALL</u>
1		0	0	0	0	0	0	0	0	80	0	0	0	0	0	80
2		0	0	0	0	0	0	0	0	102	0	0	0	0	0	102
3		0	0	0	0	0	0	0	0	77	0	0	0	0	0	77
4		0	0	0	0	0	0	0	0	88	0	0	0	0	0	88
5		0	0	0	0	0	0	0	0	94	0	0	0	0	0	94
6		0	0	0	0	0	0	0	0	88	0	0	0	0	0	88
7		0	0	0	0	0	0	0	0	85	0	0	0	0	0	85
8		0	0	0	0	0	0	0	0	77	0	0	0	0	0	77
9		0	0	0	0	0	0	0	0	96	0	0	0	0	0	96
10		0	0	0	0	0	0	0	0	79	0	0	0	0	0	79
11		0	0	0	0	0	0	0	0	83	0	0	0	0	0	83
12		0	0	0	0	0	0	0	0	89	0	0	0	0	0	89
13		0	0	0	0	0	0	0	0	92	0	0	0	0	0	92
14		0	0	0	0	0	0	0	0	83	0	0	0	0	0	83

[VAR: GENEVIG1](CONTINUED)

<u>RESPONSE</u>	<u>PUNCH</u>	<u>YEAR</u>														
		<u>1972-82</u>	<u>1982B</u>	<u>1983-87</u>	<u>1987B</u>	<u>1988-91</u>	<u>1993-98</u>	<u>2000</u>	<u>2002</u>	<u>2004</u>	<u>2006</u>	<u>2008</u>	<u>2010</u>	<u>2012</u>	<u>2014</u>	<u>ALL</u>
15		0	0	0	0	0	0	0	0	84	0	0	0	0	84	
16		0	0	0	0	0	0	0	0	89	0	0	0	0	89	
17		0	0	0	0	0	0	0	0	98	0	0	0	0	98	
18		0	0	0	0	0	0	0	0	96	0	0	0	0	96	
19		0	0	0	0	0	0	0	0	92	0	0	0	0	92	
20		0	0	0	0	0	0	0	0	86	0	0	0	0	86	
21		0	0	0	0	0	0	0	0	92	0	0	0	0	92	
22		0	0	0	0	0	0	0	0	88	0	0	0	0	88	
23		0	0	0	0	0	0	0	0	84	0	0	0	0	84	
24		0	0	0	0	0	0	0	0	85	0	0	0	0	85	
25		0	0	0	0	0	0	0	0	80	0	0	0	0	80	
26		0	0	0	0	0	0	0	0	91	0	0	0	0	91	
27		0	0	0	0	0	0	0	0	82	0	0	0	0	82	
28		0	0	0	0	0	0	0	0	90	0	0	0	0	90	
29		0	0	0	0	0	0	0	0	90	0	0	0	0	90	
30		0	0	0	0	0	0	0	0	95	0	0	0	0	95	
31		0	0	0	0	0	0	0	0	88	0	0	0	0	88	
32		0	0	0	0	0	0	0	0	89	0	0	0	0	89	
IAP		13626	354	7542	353	5907	10334	2817	2765	0	4510	2023	2044	1974	2538	56787

REMARKS: Hand Card D1 contains a diagram and punches 1-32.

Vignette Wording:

1. George is a very kind black man. He never has anything bad to say about anybody, and can be counted on to help others.
 Bob is a substantially overweight white man. He has lost weight in the past but always gains it back again.
 Felicia is a Hispanic woman who's a good all-around athlete. She was on the high school varsity swim team and still works out five times a week.
 Anita is a selfish Asian woman who puts her own needs ahead of those of her family and friends.

2. George is a very dependable black man. He's the one others turn to when there's something that has to be done or there's a problem that has to be solved.
 Bob is a white man who often feels sad and blue. He finds it hard to get out of these depressed moods.
 Felicia is a highly intelligent Hispanic woman. She did very well in school and is now a partner in a large law firm.
 Anita is an Asian woman who drinks enough alcohol to become drunk several times a week. Often she can't remember what happened during these drinking episodes.

3. George is a substantially overweight black man. He has lost weight in the past but always gains it back again.

Bob is a white man who's a good all-around athlete. He was on the high school varsity swim team and still works out five times a week.

Felicia is a selfish Hispanic woman who puts her own needs ahead of those of her family and friends.

Anita is a very dependable Asian woman. She's the one others turn to when there's something that has to be done or there's a problem that has to be solved.

4. George is a black man who often feels sad and blue. He finds it hard to get out of these depressed moods.

Bob is a highly intelligent white man. He did very well in school and is now a partner in a large law firm.

Felicia is a Hispanic woman who drinks enough alcohol to become drunk several times a week. Often she can't remember what happened during these drinking episodes.

Anita is a very kind Asian woman. She never has anything bad to say about anybody, and can be counted on to help others.

5. George is a black man who's a good all-around athlete. He was on the high school varsity swim team and still works out five times a week.

Bob is a selfish white man who puts his own needs ahead of those of his family and friends.

Felicia is a very dependable Hispanic woman. She's the one others turn to when there's something that has to be done or there's a problem that has to be solved.

Anita is an Asian woman who often feels sad and blue. She finds it hard to get out of these depressed moods.

6. George is a highly intelligent black man. He did very well in school and is now a partner in a large law firm.

Bob is a white man who drinks enough alcohol to become drunk several times a week. Often he can't remember what happened during these drinking episodes.

Felicia is a very kind Hispanic woman. She never has anything bad to say about anybody, and can be counted on to help others.

Anita is a substantially overweight Asian woman. She has lost weight in the past but always gains it back again.

7. George is a selfish black man who puts his own needs ahead of those of his family and friends.

Bob is a very dependable white man. He's the one others turn to when there's something that has to be done or there's a problem that has to be solved.

Felicia is a Hispanic woman who often feels sad and blue. She finds it hard to get out of these depressed moods.

Anita is a highly intelligent Asian woman. She did very well in school and is now a partner in a large law firm.

8. George is a black man who drinks enough alcohol to become drunk several times a week. Often he can't remember what happened during these drinking episodes.

Bob is a very kind white man. He never has anything bad to say about anybody, and can be counted on to help others.

Felicia is a substantially overweight Hispanic woman. She has lost weight in the past but always gains it back again.

Anita is an Asian woman who's a good all-around athlete. She was on the high school varsity swim team and still works out five times a week.

9. Brenda is a very kind black woman. She never has anything bad to say about anybody, and can be counted on to help others.

Carol is a substantially overweight white woman. She has lost weight in the past but always gains it back again.

Louis is a Hispanic man who's a good all-around athlete. He was on the high school varsity swim team and still works out five times a week.

David is a selfish Asian man who puts his own needs ahead of those of his family and friends.

10. Brenda is a very dependable black woman. She's the one others turn to when there's something that has to be done or there's a problem that has to be solved.

Carol is a white woman who often feels sad and blue. She finds it hard to get out of these depressed moods.

Louis is a highly intelligent Hispanic man. He did very well in school and is now a partner in a large law firm.

David is an Asian man who drinks enough alcohol to become drunk several times a week. Often he can't remember what happened during these drinking episodes.

11. Brenda is a substantially overweight black woman. She has lost weight in the past but always gains it back again.

Carol is a white woman who's a good all-around athlete. She was on the high school varsity swim team and still works out five times a week.

Louis is a selfish Hispanic man who puts his own needs ahead of those of his family and friends.

David is a very dependable Asian man. He's the one others turn to when there's something that has to be done or there's a problem that has to be solved.

12. Brenda is a black woman who often feels sad and blue. She finds it hard to get out of these depressed moods.

Carol is a highly intelligent white woman. She did very well in school and is now a partner in a large law firm.

Louis is a Hispanic man who drinks enough alcohol to become drunk several times a week. Often he can't remember what happened during these drinking episodes.

David is a very kind Asian man. He never has anything bad to say about anybody, and can be counted on to help others.

13. Brenda is a black woman who's a good all-around athlete. She was on the high school varsity swim team and still works out five times a week.

Carol is a selfish white woman who puts her own needs ahead of those of her family and friends.

Louis is a very dependable Hispanic man. He's the one others turn to when there's something that has to be done or there's a problem that has to be solved.

David is an Asian man who often feels sad and blue. He finds it hard to get out of these depressed moods.

14. Brenda is a highly intelligent black woman. She did very well in school and is now a partner in a large law firm.

Carol is a white woman who drinks enough alcohol to become drunk several times a week. Often she can't remember what happened during these drinking episodes.

Louis is a very kind Hispanic man. He never has anything bad to say about anybody, and can be counted on to help others.

David is a substantially overweight Asian man. He has lost weight in the past but always gains it back again.

15. Brenda is a selfish black woman who puts her own needs ahead of those of her family and friends.

Carol is a very dependable white woman. She's the one others turn to when there's something that has to be done or there's a problem that has to be solved.

Louis is a Hispanic man who often feels sad and blue. He finds it hard to get out of these depressed moods.

David is a highly intelligent Asian man. He did very well in school and is now a partner in a large law firm.

16. Brenda is a black woman who drinks enough alcohol to become drunk several times a week. Often she can't remember what happened during these drinking episodes.

Carol is a very kind white woman. She never has anything bad to say about anybody, and can be counted on to help others.

Louis is a substantially overweight Hispanic man. He has lost weight in the past but always gains it back again.

David is an Asian man who's a good all-around athlete. He was on the high school varsity swim team and still works out five times a week.

17. George is a black man who drinks enough alcohol to become drunk several times a week. Often he can't remember what happened during these drinking episodes.

Bob is a highly intelligent white man. He did very well in school and is now a partner in a large law firm.

Felicia is a Hispanic woman who often feels sad and blue. She finds it hard to get out of these depressed moods.

Anita is a very dependable Asian woman. She's the one others turn to when there's something that has to be done or there's a problem that has to be solved.

18. George is a selfish black man who puts his own needs ahead of those of his family and friends.

Bob is a white man who's a good all-around athlete. He was on the high school varsity swim team and still works out five times a week. Felicia is a substantially overweight Hispanic woman. She has lost weight in the past but always gains it back again. Anita is a very kind Asian woman. She never has anything bad to say about anybody, and can be counted on to help others.

19. George is a very kind black man. He never has anything bad to say about anybody, and can be counted on to help others.

Bob is a white man who drinks enough alcohol to become drunk several times a week. Often he can't remember what happened during these drinking episodes.

Felicia is a highly intelligent Hispanic woman. She did very well in school and is now a partner in a large law firm.

Anita is an Asian woman who often feels sad and blue. She finds it hard to get out of these depressed moods.

20. George is a very dependable black man. He's the one others turn to when there's something that has to be done or there's a problem that has to be solved.

Bob is a selfish white man who puts his own needs ahead of those of his family and friends.

Felicia is a Hispanic woman who's a good all-around athlete. She was on the high school varsity swim team and still works out five times a week.

Anita is a substantially overweight Asian woman. She has lost weight in the past but always gains it back again.

21. George is a substantially overweight black man. He has lost weight in the past but always gains it back again.

Bob is a very kind white man. He never has anything bad to say about anybody, and can be counted on to help others.

Felicia is a Hispanic woman who drinks enough alcohol to become drunk several times a week. Often she can't remember what happened during these drinking episodes.

Anita is a highly intelligent Asian woman. She did very well in school and is now a partner in a large law firm.

22. George is a black man who often feels sad and blue. He finds it hard to get out of these depressed moods.

Bob is a very dependable white man. He's the one others turn to when there's something that has to be done or there's a problem that has to be solved.

Felicia is a selfish Hispanic woman who puts her own needs ahead of those of her family and friends.

Anita is an Asian woman who's a good all-around athlete. She was on the high school varsity swim team and still works out five times a week.

23. George is a black man who's a good all-around athlete. He was on the high school varsity swim team and still works out five times a week.

Bob is a substantially overweight white man. He has lost weight in the past but always gains it back again.

Felicia is a very kind Hispanic woman. She never has anything bad to say about anybody, and can be counted on to help others.

Anita is an Asian woman who drinks enough alcohol to become drunk several times a week. Often she can't remember what happened during these drinking episodes.

24. George is a highly intelligent black man. He did very well in school and is now a partner in a large law firm.

Bob is a white man who often feels sad and blue. He finds it hard to get out of these depressed moods.

Felicia is a very dependable Hispanic woman. She's the one others turn to when there's something that has to be done or there's a problem that has to be solved.

Anita is a selfish Asian woman who puts her own needs ahead of those of her family and friends.

25. Brenda is a black woman who drinks enough alcohol to become drunk several times a week. Often she can't remember what happened during these drinking episodes.

Carol is a highly intelligent white woman. She did very well in school and is now a partner in a large law firm.

Louis is a Hispanic man who often feels sad and blue. He finds it hard to get out of these depressed moods.

David is a very dependable Asian man. He's the one others turn to when there's something that has to be done or there's a problem that has to be solved.

26. Brenda is a selfish black woman who puts her own needs ahead of those of her family and friends.

Carol is a white woman who's a good all-around athlete. She was on the high school varsity swim team and still works out five times a week.

Louis is a substantially overweight Hispanic man. He has lost weight in the past but always gains it back again.

David is a very kind Asian man. He never has anything bad to say about anybody, and can be counted on to help others.

27. Brenda is a very kind black woman. She never has anything bad to say about anybody, and can be counted on to help others

Carol is a white woman who drinks enough alcohol to become drunk several times a week. Often she can't remember what happened during these drinking episodes.

Louis is a highly intelligent Hispanic man. He did very well in school and is now a partner in a large law firm.

David is an Asian man who often feels sad and blue. He finds it hard to get out of these depressed moods.

28. Brenda is a very dependable black woman. She's the one others turn to when there's something that has to be done or there's a problem that has to be solved.

Carol is a selfish white woman who puts her own needs ahead of those of her family and friends.

Louis is a Hispanic man who's a good all-around athlete. He was on the high school varsity swim team and still works out five times a week.

David is a substantially overweight Asian man. He has lost weight in the past but always gains it back again.

29. Brenda is a substantially overweight black woman. She has lost weight in the past but always gains it back again.

Carol is a very kind white woman. She never has anything bad to say about anybody, and can be counted on to help others.

Louis is a Hispanic man who drinks enough alcohol to become drunk several times a week. Often he can't remember what happened during these drinking episodes.

David is a highly intelligent Asian man. He did very well in school and is now a partner in a large law firm.

30. Brenda is a black woman who often feels sad and blue. She finds it hard to get out of these depressed moods.

Carol is a very dependable white woman. She's the one others turn to when there's something that has to be done or there's a problem that has to be solved.

Louis is a selfish Hispanic man who puts his own needs ahead of those of his family and friends.

David is an Asian man who's a good all-around athlete. He was on the high school varsity swim team and still works out five times a week.

31. Brenda is a black woman who's a good all-around athlete. She was on the high school varsity swim team and still works out five times a week.

Carol is a substantially overweight white woman. She has lost weight in the past but always gains it back again.

Louis is a very kind Hispanic man. He never has anything bad to say about anybody, and can be counted on to help others.

David is an Asian man who drinks enough alcohol to become drunk several times a week. Often he can't remember what happened during these drinking episodes.

32. Brenda is a highly intelligent black woman. She did very well in school and is now a partner in a large law firm.

Carol is a white woman who often feels sad and blue. She finds it hard to get out of these depressed moods.

Louis is a very dependable Hispanic man. He's the one others turn to when there's something that has to be done or there's a problem that has to be solved. David is a selfish Asian man who puts his own needs ahead of those of his family and friends.

1005. Vignette order given to respondent.

[VAR: GENEVIG2]

RESPONSE	PUNCH	YEAR														ALL
		1972-82	1982B	1983-87	1987B	1988-91	1993-98	2000	2002	2004	2006	2008	2010	2012	2014	
1, 2, 3, 4	1	0	0	0	0	0	0	0	0	128	0	0	0	0	0	128
1, 2, 4, 3	2	0	0	0	0	0	0	0	0	118	0	0	0	0	0	118
1, 3, 2, 4	3	0	0	0	0	0	0	0	0	118	0	0	0	0	0	118
1, 3, 4, 2	4	0	0	0	0	0	0	0	0	132	0	0	0	0	0	132
1, 4, 2, 3	5	0	0	0	0	0	0	0	0	107	0	0	0	0	0	107
1, 4, 3, 2	6	0	0	0	0	0	0	0	0	129	0	0	0	0	0	129
2, 1, 3, 4	7	0	0	0	0	0	0	0	0	118	0	0	0	0	0	118
2, 1, 4, 3	8	0	0	0	0	0	0	0	0	116	0	0	0	0	0	116
2, 3, 1, 4	9	0	0	0	0	0	0	0	0	118	0	0	0	0	0	118
2, 3, 4, 1	10	0	0	0	0	0	0	0	0	103	0	0	0	0	0	103
2, 4, 3, 1	11	0	0	0	0	0	0	0	0	111	0	0	0	0	0	111
2, 4, 1, 3	12	0	0	0	0	0	0	0	0	124	0	0	0	0	0	124
3, 1, 2, 4	13	0	0	0	0	0	0	0	0	108	0	0	0	0	0	108
3, 1, 4, 2	14	0	0	0	0	0	0	0	0	96	0	0	0	0	0	96
3, 2, 4, 1	15	0	0	0	0	0	0	0	0	117	0	0	0	0	0	117
3, 2, 1, 4	16	0	0	0	0	0	0	0	0	127	0	0	0	0	0	127
3, 4, 1, 2	17	0	0	0	0	0	0	0	0	123	0	0	0	0	0	123
3, 4, 2, 1	18	0	0	0	0	0	0	0	0	127	0	0	0	0	0	127
4, 1, 2, 3	19	0	0	0	0	0	0	0	0	102	0	0	0	0	0	102
4, 1, 3, 2	20	0	0	0	0	0	0	0	0	119	0	0	0	0	0	119
4, 2, 1, 3	21	0	0	0	0	0	0	0	0	124	0	0	0	0	0	124
4, 2, 3, 1	22	0	0	0	0	0	0	0	0	123	0	0	0	0	0	123
4, 3, 1, 2	23	0	0	0	0	0	0	0	0	98	0	0	0	0	0	98
4, 3, 2, 1	24	0	0	0	0	0	0	0	0	126	0	0	0	0	0	126
Not applicable	IAP	13626	354	7542	353	5907	10334	2817	2765	0	4510	2023	2044	1974	2538	56787

REMARKS: GENEVIG1 (vignette number used) indicates which of the 32 sets were used. GENEVIG2 (order) indicates the order in which personal descriptions in the vignette were presented. For example, if the GENEVIG1 is 30 and GENEVIG2 is 13, the 30th of the 32 sets was presented in order 13 (3, 1, 2, 4; i.e. Louis - Brenda - Carlos - David).

1006. (The description of the first person presented to the respondent - please check GENEVIG1 & GENEVIG2)
(Please type in a number from 1 to 21):

[VAR: GENENVO1]

<u>RESPONSE</u>	<u>PUNCH</u>	<u>YEAR</u>														
		<u>1972-82</u>	<u>1982B</u>	<u>1983-87</u>	<u>1987B</u>	<u>1988-91</u>	<u>1993-98</u>	<u>2000</u>	<u>2002</u>	<u>2004</u>	<u>2006</u>	<u>2008</u>	<u>2010</u>	<u>2012</u>	<u>2014</u>	<u>ALL</u>
100% Genes	1	0	0	0	0	0	0	0	0	164	0	0	0	0	0	164
	2	0	0	0	0	0	0	0	0	42	0	0	0	0	0	42
	3	0	0	0	0	0	0	0	0	43	0	0	0	0	0	43
	4	0	0	0	0	0	0	0	0	39	0	0	0	0	0	39
	5	0	0	0	0	0	0	0	0	124	0	0	0	0	0	124
	6	0	0	0	0	0	0	0	0	42	0	0	0	0	0	42
	7	0	0	0	0	0	0	0	0	60	0	0	0	0	0	60
	8	0	0	0	0	0	0	0	0	55	0	0	0	0	0	55
	9	0	0	0	0	0	0	0	0	44	0	0	0	0	0	44
	10	0	0	0	0	0	0	0	0	248	0	0	0	0	0	248
	11	0	0	0	0	0	0	0	0	196	0	0	0	0	0	196
	12	0	0	0	0	0	0	0	0	126	0	0	0	0	0	126
	13	0	0	0	0	0	0	0	0	54	0	0	0	0	0	54
	14	0	0	0	0	0	0	0	0	74	0	0	0	0	0	74
	15	0	0	0	0	0	0	0	0	239	0	0	0	0	0	239
	16	0	0	0	0	0	0	0	0	77	0	0	0	0	0	77
	17	0	0	0	0	0	0	0	0	102	0	0	0	0	0	102
	18	0	0	0	0	0	0	0	0	155	0	0	0	0	0	155
	19	0	0	0	0	0	0	0	0	75	0	0	0	0	0	75
	20	0	0	0	0	0	0	0	0	107	0	0	0	0	0	107
100% Environment	21	0	0	0	0	0	0	0	0	288	0	0	0	0	0	288
Don't know	98	0	0	0	0	0	0	0	0	14	0	0	0	0	0	14
No answer	99	0	0	0	0	0	0	0	0	14	0	0	0	0	0	14
Not applicable	IAP	13626	354	7542	353	5907	10334	2817	2765	430	4510	2023	2044	1974	2538	57217

1007. (The description of the second person presented to the respondent - please check GENEVIG1 & GENEVIG2)
 (Please type in a number from 1 to 21):

[VAR: GENENVO2]

<u>RESPONSE</u>	<u>PUNCH</u>	<u>YEAR</u>														
		<u>1972-82</u>	<u>1982B</u>	<u>1983-87</u>	<u>1987B</u>	<u>1988-91</u>	<u>1993-98</u>	<u>2000</u>	<u>2002</u>	<u>2004</u>	<u>2006</u>	<u>2008</u>	<u>2010</u>	<u>2012</u>	<u>2014</u>	<u>ALL</u>
100% Genes	1	0	0	0	0	0	0	0	0	172	0	0	0	0	0	172
	2	0	0	0	0	0	0	0	0	42	0	0	0	0	0	42
	3	0	0	0	0	0	0	0	0	50	0	0	0	0	0	50
	4	0	0	0	0	0	0	0	0	49	0	0	0	0	0	49
	5	0	0	0	0	0	0	0	0	128	0	0	0	0	0	128
	6	0	0	0	0	0	0	0	0	57	0	0	0	0	0	57
	7	0	0	0	0	0	0	0	0	51	0	0	0	0	0	51
	8	0	0	0	0	0	0	0	0	83	0	0	0	0	0	83
	9	0	0	0	0	0	0	0	0	42	0	0	0	0	0	42
	10	0	0	0	0	0	0	0	0	251	0	0	0	0	0	251
	11	0	0	0	0	0	0	0	0	186	0	0	0	0	0	186
	12	0	0	0	0	0	0	0	0	141	0	0	0	0	0	141
	13	0	0	0	0	0	0	0	0	51	0	0	0	0	0	51
	14	0	0	0	0	0	0	0	0	61	0	0	0	0	0	61
	15	0	0	0	0	0	0	0	0	228	0	0	0	0	0	228
	16	0	0	0	0	0	0	0	0	79	0	0	0	0	0	79
	17	0	0	0	0	0	0	0	0	95	0	0	0	0	0	95
	18	0	0	0	0	0	0	0	0	141	0	0	0	0	0	141
	19	0	0	0	0	0	0	0	0	69	0	0	0	0	0	69
	20	0	0	0	0	0	0	0	0	97	0	0	0	0	0	97
100% Environment	21	0	0	0	0	0	0	0	0	276	0	0	0	0	0	276
Don't know	98	0	0	0	0	0	0	0	0	18	0	0	0	0	0	18
No answer	99	0	0	0	0	0	0	0	0	13	0	0	0	0	0	13
Not applicable	IAP	13626	354	7542	353	5907	10334	2817	2765	432	4510	2023	2044	1974	2538	57219

1008. (The description of the third person presented to the respondent - please check GENEVIG1 & GENEVIG2)
 (Please type in a number from 1 to 21):

[VAR: GENENVO3]

<u>RESPONSE</u>	<u>PUNCH</u>	<u>YEAR</u>														
		<u>1972-82</u>	<u>1982B</u>	<u>1983-87</u>	<u>1987B</u>	<u>1988-91</u>	<u>1993-98</u>	<u>2000</u>	<u>2002</u>	<u>2004</u>	<u>2006</u>	<u>2008</u>	<u>2010</u>	<u>2012</u>	<u>2014</u>	<u>ALL</u>
100% Genes	1	0	0	0	0	0	0	0	0	155	0	0	0	0	0	155
	2	0	0	0	0	0	0	0	0	43	0	0	0	0	0	43
	3	0	0	0	0	0	0	0	0	50	0	0	0	0	0	50
	4	0	0	0	0	0	0	0	0	57	0	0	0	0	0	57
	5	0	0	0	0	0	0	0	0	144	0	0	0	0	0	144
	6	0	0	0	0	0	0	0	0	44	0	0	0	0	0	44
	7	0	0	0	0	0	0	0	0	55	0	0	0	0	0	55
	8	0	0	0	0	0	0	0	0	66	0	0	0	0	0	66
	9	0	0	0	0	0	0	0	0	60	0	0	0	0	0	60
	10	0	0	0	0	0	0	0	0	239	0	0	0	0	0	239
	11	0	0	0	0	0	0	0	0	185	0	0	0	0	0	185
	12	0	0	0	0	0	0	0	0	153	0	0	0	0	0	153
	13	0	0	0	0	0	0	0	0	45	0	0	0	0	0	45
	14	0	0	0	0	0	0	0	0	64	0	0	0	0	0	64
	15	0	0	0	0	0	0	0	0	203	0	0	0	0	0	203
	16	0	0	0	0	0	0	0	0	78	0	0	0	0	0	78
	17	0	0	0	0	0	0	0	0	98	0	0	0	0	0	98
	18	0	0	0	0	0	0	0	0	147	0	0	0	0	0	147
	19	0	0	0	0	0	0	0	0	73	0	0	0	0	0	73
	20	0	0	0	0	0	0	0	0	93	0	0	0	0	0	93
100% Environment	21	0	0	0	0	0	0	0	0	296	0	0	0	0	0	296
Don't know	98	0	0	0	0	0	0	0	0	18	0	0	0	0	0	18
No answer	99	0	0	0	0	0	0	0	0	16	0	0	0	0	0	16
Not applicable	IAP	13626	354	7542	353	5907	10334	2817	2765	430	4510	2023	2044	1974	2538	57217

1009. (The description of the fourth person presented to the respondent - please check GENEVIG1 & GENEVIG2)
 (Please type in a number from 1 to 21):

[VAR: GENENVO4]

<u>RESPONSE</u>	<u>PUNCH</u>	<u>YEAR</u>														
		<u>1972-82</u>	<u>1982B</u>	<u>1983-87</u>	<u>1987B</u>	<u>1988-91</u>	<u>1993-98</u>	<u>2000</u>	<u>2002</u>	<u>2004</u>	<u>2006</u>	<u>2008</u>	<u>2010</u>	<u>2012</u>	<u>2014</u>	<u>ALL</u>
100% Genes	1	0	0	0	0	0	0	0	0	154	0	0	0	0	0	154
	2	0	0	0	0	0	0	0	0	56	0	0	0	0	0	56
	3	0	0	0	0	0	0	0	0	50	0	0	0	0	0	50
	4	0	0	0	0	0	0	0	0	60	0	0	0	0	0	60
	5	0	0	0	0	0	0	0	0	133	0	0	0	0	0	133
	6	0	0	0	0	0	0	0	0	50	0	0	0	0	0	50
	7	0	0	0	0	0	0	0	0	67	0	0	0	0	0	67
	8	0	0	0	0	0	0	0	0	68	0	0	0	0	0	68
	9	0	0	0	0	0	0	0	0	55	0	0	0	0	0	55
	10	0	0	0	0	0	0	0	0	266	0	0	0	0	0	266
	11	0	0	0	0	0	0	0	0	202	0	0	0	0	0	202
	12	0	0	0	0	0	0	0	0	152	0	0	0	0	0	152
	13	0	0	0	0	0	0	0	0	49	0	0	0	0	0	49
	14	0	0	0	0	0	0	0	0	53	0	0	0	0	0	53
	15	0	0	0	0	0	0	0	0	216	0	0	0	0	0	216
	16	0	0	0	0	0	0	0	0	78	0	0	0	0	0	78
	17	0	0	0	0	0	0	0	0	106	0	0	0	0	0	106
	18	0	0	0	0	0	0	0	0	140	0	0	0	0	0	140
	19	0	0	0	0	0	0	0	0	53	0	0	0	0	0	53
	20	0	0	0	0	0	0	0	0	91	0	0	0	0	0	91
100% Environment	21	0	0	0	0	0	0	0	0	252	0	0	0	0	0	252
Don't know	98	0	0	0	0	0	0	0	0	19	0	0	0	0	0	19
No answer	99	0	0	0	0	0	0	0	0	12	0	0	0	0	0	12
Not applicable	IAP	13626	354	7542	353	5907	10334	2817	2765	430	4510	2023	2044	1974	2538	57217

1010. Indicate your agreement with each of the following statements by selecting the number that comes closest to your answer:

A. On the whole, I am satisfied with myself

[VAR: SATSELF]

RESPONSE	PUNCH	YEAR														
		<u>1972-82</u>	<u>1982B</u>	<u>1983-87</u>	<u>1987B</u>	<u>1988-91</u>	<u>1993-98</u>	<u>2000</u>	<u>2002</u>	<u>2004</u>	<u>2006</u>	<u>2008</u>	<u>2010</u>	<u>2012</u>	<u>2014</u>	<u>ALL</u>
Strongly agree	1	0	0	0	0	0	0	0	0	824	0	0	0	0	824	
Agree	2	0	0	0	0	0	0	0	0	1338	0	0	0	0	1338	
Disagree	3	0	0	0	0	0	0	0	0	183	0	0	0	0	183	
Strongly disagree	4	0	0	0	0	0	0	0	0	30	0	0	0	0	30	
Don't know	8	0	0	0	0	0	0	0	0	2	0	0	0	0	2	
No answer	9	0	0	0	0	0	0	0	0	5	0	0	0	0	5	
Not applicable	IAP	13626	354	7542	353	5907	10334	2817	2765	430	4510	2023	2044	1974	2538	57217

B. All in all, I'm inclined to feel I'm a failure.

[VAR: AFAILURE]

RESPONSE	PUNCH	YEAR														
		<u>1972-82</u>	<u>1982B</u>	<u>1983-87</u>	<u>1987B</u>	<u>1988-91</u>	<u>1993-98</u>	<u>2000</u>	<u>2002</u>	<u>2004</u>	<u>2006</u>	<u>2008</u>	<u>2010</u>	<u>2012</u>	<u>2014</u>	<u>ALL</u>
Strongly agree	1	0	0	0	0	0	0	0	0	55	0	0	0	0	55	
Agree	2	0	0	0	0	0	0	0	0	152	0	0	0	0	152	
Disagree	3	0	0	0	0	0	0	0	0	964	0	0	0	0	964	
Strongly disagree	4	0	0	0	0	0	0	0	0	1202	0	0	0	0	1202	
Don't know	8	0	0	0	0	0	0	0	0	5	0	0	0	0	5	
No answer	9	0	0	0	0	0	0	0	0	4	0	0	0	0	4	
Not applicable	IAP	13626	354	7542	353	5907	10334	2817	2765	430	4510	2023	2044	1974	2538	57217

C. I wish I could have more respect for myself.

[VAR: SLFRSPCT]

RESPONSE	PUNCH	YEAR														
		<u>1972-82</u>	<u>1982B</u>	<u>1983-87</u>	<u>1987B</u>	<u>1988-91</u>	<u>1993-98</u>	<u>2000</u>	<u>2002</u>	<u>2004</u>	<u>2006</u>	<u>2008</u>	<u>2010</u>	<u>2012</u>	<u>2014</u>	<u>ALL</u>
Strongly agree	1	0	0	0	0	0	0	0	0	138	0	0	0	0	138	
Agree	2	0	0	0	0	0	0	0	0	518	0	0	0	0	518	
Disagree	3	0	0	0	0	0	0	0	0	957	0	0	0	0	957	
Strongly disagree	4	0	0	0	0	0	0	0	0	757	0	0	0	0	757	
Don't know	8	0	0	0	0	0	0	0	0	5	0	0	0	0	5	
No answer	9	0	0	0	0	0	0	0	0	7	0	0	0	0	7	
Not applicable	IAP	13626	354	7542	353	5907	10334	2817	2765	430	4510	2023	2044	1974	2538	57217

D. I feel that I'm a person of worth, at least equal to others.

[VAR: OFWORTH]

<u>RESPONSE</u>	<u>PUNCH</u>	<u>YEAR</u>														
		<u>1972-82</u>	<u>1982B</u>	<u>1983-87</u>	<u>1987B</u>	<u>1988-91</u>	<u>1993-98</u>	<u>2000</u>	<u>2002</u>	<u>2004</u>	<u>2006</u>	<u>2008</u>	<u>2010</u>	<u>2012</u>	<u>2014</u>	<u>ALL</u>
Strongly agree	1	0	0	0	0	0	0	0	0	1369	0	0	0	0	0	1369
Agree	2	0	0	0	0	0	0	0	0	915	0	0	0	0	0	915
Disagree	3	0	0	0	0	0	0	0	0	60	0	0	0	0	0	60
Strongly disagree	4	0	0	0	0	0	0	0	0	31	0	0	0	0	0	31
Don't know	8	0	0	0	0	0	0	0	0	3	0	0	0	0	0	3
No answer	9	0	0	0	0	0	0	0	0	4	0	0	0	0	0	4
Not applicable	IAP	13626	354	7542	353	5907	10334	2817	2765	430	4510	2023	2044	1974	2538	57217

E. At times I think I am no good at all.

[VAR: NOGOOD]

<u>RESPONSE</u>	<u>PUNCH</u>	<u>YEAR</u>														
		<u>1972-82</u>	<u>1982B</u>	<u>1983-87</u>	<u>1987B</u>	<u>1988-91</u>	<u>1993-98</u>	<u>2000</u>	<u>2002</u>	<u>2004</u>	<u>2006</u>	<u>2008</u>	<u>2010</u>	<u>2012</u>	<u>2014</u>	<u>ALL</u>
Strongly agree	1	0	0	0	0	0	0	0	0	73	0	0	0	0	0	73
Agree	2	0	0	0	0	0	0	0	0	372	0	0	0	0	0	372
Disagree	3	0	0	0	0	0	0	0	0	892	0	0	0	0	0	892
Strongly disagree	4	0	0	0	0	0	0	0	0	1036	0	0	0	0	0	1036
Don't know	8	0	0	0	0	0	0	0	0	4	0	0	0	0	0	4
No answer	9	0	0	0	0	0	0	0	0	5	0	0	0	0	0	5
Not applicable	IAP	13626	354	7542	353	5907	10334	2817	2765	430	4510	2023	2044	1974	2538	57217

F. I'm always optimistic about my future.

[VAR: OPTIMIST]

<u>RESPONSE</u>	<u>PUNCH</u>	<u>YEAR</u>														
		<u>1972-82</u>	<u>1982B</u>	<u>1983-87</u>	<u>1987B</u>	<u>1988-91</u>	<u>1993-98</u>	<u>2000</u>	<u>2002</u>	<u>2004</u>	<u>2006</u>	<u>2008</u>	<u>2010</u>	<u>2012</u>	<u>2014</u>	<u>ALL</u>
Strongly agree	1	0	0	0	0	0	0	0	0	705	0	0	0	0	0	705
Agree	2	0	0	0	0	0	0	0	0	1259	0	0	0	0	0	1259
Disagree	3	0	0	0	0	0	0	0	0	357	0	0	0	0	0	357
Strongly disagree	4	0	0	0	0	0	0	0	0	46	0	0	0	0	0	46
Don't know	8	0	0	0	0	0	0	0	0	9	0	0	0	0	0	9
No answer	9	0	0	0	0	0	0	0	0	6	0	0	0	0	0	6
Not applicable	IAP	13626	354	7542	353	5907	10334	2817	2765	430	4510	2023	2044	1974	2538	57217

G. I hardly ever expect things to go my way.

[VAR: PESSIMST]

RESPONSE	PUNCH	YEAR														
		1972-82	1982B	1983-87	1987B	1988-91	1993-98	2000	2002	2004	2006	2008	2010	2012	2014	ALL
Strongly agree	1	0	0	0	0	0	0	0	0	98	0	0	0	0	0	98
Agree	2	0	0	0	0	0	0	0	0	416	0	0	0	0	0	416
Disagree	3	0	0	0	0	0	0	0	0	1359	0	0	0	0	0	1359
Strongly disagree	4	0	0	0	0	0	0	0	0	495	0	0	0	0	0	495
Don't know	8	0	0	0	0	0	0	0	0	6	0	0	0	0	0	6
No answer	9	0	0	0	0	0	0	0	0	8	0	0	0	0	0	8
Not applicable	IAP	13626	354	7542	353	5907	10334	2817	2765	430	4510	2023	2044	1974	2538	57217

H. I rarely count on good things happening to me.

[VAR: NOTCOUNT]

RESPONSE	PUNCH	YEAR														
		1972-82	1982B	1983-87	1987B	1988-91	1993-98	2000	2002	2004	2006	2008	2010	2012	2014	ALL
Strongly agree	1	0	0	0	0	0	0	0	0	140	0	0	0	0	0	140
Agree	2	0	0	0	0	0	0	0	0	466	0	0	0	0	0	466
Disagree	3	0	0	0	0	0	0	0	0	1241	0	0	0	0	0	1241
Strongly disagree	4	0	0	0	0	0	0	0	0	523	0	0	0	0	0	523
Don't know	8	0	0	0	0	0	0	0	0	6	0	0	0	0	0	6
No answer	9	0	0	0	0	0	0	0	0	6	0	0	0	0	0	6
Not applicable	IAP	13626	354	7542	353	5907	10334	2817	2765	430	4510	2023	2044	1974	2538	57217

I. Overall, I expect more good things to happen to me than bad.

[VAR: MOREGOOD]

RESPONSE	PUNCH	YEAR														
		1972-82	1982B	1983-87	1987B	1988-91	1993-98	2000	2002	2004	2006	2008	2010	2012	2014	ALL
Strongly agree	1	0	0	0	0	0	0	0	0	819	0	0	0	0	0	819
Agree	2	0	0	0	0	0	0	0	0	1308	0	0	0	0	0	1308
Disagree	3	0	0	0	0	0	0	0	0	205	0	0	0	0	0	205
Strongly disagree	4	0	0	0	0	0	0	0	0	39	0	0	0	0	0	39
Don't know	8	0	0	0	0	0	0	0	0	6	0	0	0	0	0	6
No answer	9	0	0	0	0	0	0	0	0	5	0	0	0	0	0	5
Not applicable	IAP	13626	354	7542	353	5907	10334	2817	2765	430	4510	2023	2044	1974	2538	57217

1011. Please indicate which of the following statements comes closer to describing you by circling the appropriate letter:

[VAR: OWNDOING]

RESPONSE	PUNCH	YEAR														
		<u>1972-82</u>	<u>1982B</u>	<u>1983-87</u>	<u>1987B</u>	<u>1988-91</u>	<u>1993-98</u>	<u>2000</u>	<u>2002</u>	<u>2004</u>	<u>2006</u>	<u>2008</u>	<u>2010</u>	<u>2012</u>	<u>2014</u>	<u>ALL</u>
I feel I have little influence over the things that happen to me.	1	0	0	0	0	0	0	0	0	341	0	0	0	0	0	341
What happens to me is largely my own doing	2	0	0	0	0	0	0	0	0	2008	0	0	0	0	0	2008
Don't know	8	0	0	0	0	0	0	0	0	17	0	0	0	0	0	17
No answer	9	0	0	0	0	0	0	0	0	16	0	0	0	0	0	16
Not applicable	IAP	13626	354	7542	353	5907	10334	2817	2765	430	4510	2023	2044	1974	2538	57217

1012. For the following pair of questions, please circle the letter of the one that comes closer to your opinion:

[VAR: GENEEXPS]

RESPONSE	PUNCH	YEAR														
		<u>1972-82</u>	<u>1982B</u>	<u>1983-87</u>	<u>1987B</u>	<u>1988-91</u>	<u>1993-98</u>	<u>2000</u>	<u>2002</u>	<u>2004</u>	<u>2006</u>	<u>2008</u>	<u>2010</u>	<u>2012</u>	<u>2014</u>	<u>ALL</u>
Genes play the major role in determining people's personality	1	0	0	0	0	0	0	0	0	588	0	0	0	0	0	588
It's people's experiences in life that determine their personality	2	0	0	0	0	0	0	0	0	1723	0	0	0	0	0	1723
Don't know	8	0	0	0	0	0	0	0	0	51	0	0	0	0	0	51
No answer	9	0	0	0	0	0	0	0	0	20	0	0	0	0	0	20
Not applicable	IAP	13626	354	7542	353	5907	10334	2817	2765	430	4510	2023	2044	1974	2538	57217

1013. For each of the following, please indicate how well the description applies to you by circling one number:

A. A dependable person. Is this

[VAR: DEPNDABL]

<u>RESPONSE</u>	<u>PUNCH</u>	<u>YEAR</u>														<u>ALL</u>
		<u>1972-82</u>	<u>1982B</u>	<u>1983-87</u>	<u>1987B</u>	<u>1988-91</u>	<u>1993-98</u>	<u>2000</u>	<u>2002</u>	<u>2004</u>	<u>2006</u>	<u>2008</u>	<u>2010</u>	<u>2012</u>	<u>2014</u>	
A very good description of you	1	0	0	0	0	0	0	0	0	1212	0	0	0	0	0	1212
A good description of you	2	0	0	0	0	0	0	0	0	920	0	0	0	0	0	920
A fair description of you	3	0	0	0	0	0	0	0	0	203	0	0	0	0	0	203
Not a very good description of you	4	0	0	0	0	0	0	0	0	23	0	0	0	0	0	23
Not a good description at all	5	0	0	0	0	0	0	0	0	16	0	0	0	0	0	16
Don't know	8	0	0	0	0	0	0	0	0	1	0	0	0	0	0	1
No answer	9	0	0	0	0	0	0	0	0	7	0	0	0	0	0	7
Not applicable	IAP	13626	354	7542	353	5907	10334	2817	2765	430	4510	2023	2044	1974	2538	57217

B. A person who often feels sad and blue. Is this

[VAR: SADBLUE]

<u>RESPONSE</u>	<u>PUNCH</u>	<u>YEAR</u>														<u>ALL</u>
		<u>1972-82</u>	<u>1982B</u>	<u>1983-87</u>	<u>1987B</u>	<u>1988-91</u>	<u>1993-98</u>	<u>2000</u>	<u>2002</u>	<u>2004</u>	<u>2006</u>	<u>2008</u>	<u>2010</u>	<u>2012</u>	<u>2014</u>	
A very good description of you	1	0	0	0	0	0	0	0	0	46	0	0	0	0	0	46
A good description of you	2	0	0	0	0	0	0	0	0	86	0	0	0	0	0	86
A fair description of you	3	0	0	0	0	0	0	0	0	292	0	0	0	0	0	292
Not a very good description of you	4	0	0	0	0	0	0	0	0	1169	0	0	0	0	0	1169
Not a good description at all	5	0	0	0	0	0	0	0	0	781	0	0	0	0	0	781
Don't know	8	0	0	0	0	0	0	0	0	1	0	0	0	0	0	1
No answer	9	0	0	0	0	0	0	0	0	7	0	0	0	0	0	7
Not applicable	IAP	13626	354	7542	353	5907	10334	2817	2765	430	4510	2023	2044	1974	2538	57217

C. An athletic person. Is this

[VAR: ATHLETIC]

RESPONSE	PUNCH	YEAR														
		<u>1972-82</u>	<u>1982B</u>	<u>1983-87</u>	<u>1987B</u>	<u>1988-91</u>	<u>1993-98</u>	<u>2000</u>	<u>2002</u>	<u>2004</u>	<u>2006</u>	<u>2008</u>	<u>2010</u>	<u>2012</u>	<u>2014</u>	<u>ALL</u>
A very good description of you	1	0	0	0	0	0	0	0	0	255	0	0	0	0	0	255
A good description of you	2	0	0	0	0	0	0	0	0	429	0	0	0	0	0	429
A fair description of you	3	0	0	0	0	0	0	0	0	761	0	0	0	0	0	761
Not a very good description of you	4	0	0	0	0	0	0	0	0	633	0	0	0	0	0	633
Not a good description at all	5	0	0	0	0	0	0	0	0	295	0	0	0	0	0	295
Don't know	8	0	0	0	0	0	0	0	0	1	0	0	0	0	0	1
No answer	9	0	0	0	0	0	0	0	0	8	0	0	0	0	0	8
Not applicable	IAP	13626	354	7542	353	5907	10334	2817	2765	430	4510	2023	2044	1974	2538	57217

D. A kind person. Is this

[VAR: KINDPERS]

RESPONSE	PUNCH	YEAR														
		<u>1972-82</u>	<u>1982B</u>	<u>1983-87</u>	<u>1987B</u>	<u>1988-91</u>	<u>1993-98</u>	<u>2000</u>	<u>2002</u>	<u>2004</u>	<u>2006</u>	<u>2008</u>	<u>2010</u>	<u>2012</u>	<u>2014</u>	<u>ALL</u>
A very good description of you	1	0	0	0	0	0	0	0	0	1228	0	0	0	0	0	1228
A good description of you	2	0	0	0	0	0	0	0	0	926	0	0	0	0	0	926
A fair description of you	3	0	0	0	0	0	0	0	0	203	0	0	0	0	0	203
Not a very good description of you	4	0	0	0	0	0	0	0	0	14	0	0	0	0	0	14
Not a good description at all	5	0	0	0	0	0	0	0	0	4	0	0	0	0	0	4
Don't know	8	0	0	0	0	0	0	0	0	1	0	0	0	0	0	1
No answer	9	0	0	0	0	0	0	0	0	4	0	0	0	0	0	4
Not applicable	IAP	13626	354	7542	353	5907	10334	2817	2765	432	4510	2023	2044	1974	2538	57219

E. A selfish person. Is this

[VAR: SELFISH]

RESPONSE	PUNCH	YEAR														
		<u>1972-82</u>	<u>1982B</u>	<u>1983-87</u>	<u>1987B</u>	<u>1988-91</u>	<u>1993-98</u>	<u>2000</u>	<u>2002</u>	<u>2004</u>	<u>2006</u>	<u>2008</u>	<u>2010</u>	<u>2012</u>	<u>2014</u>	<u>ALL</u>
A very good description of you	1	0	0	0	0	0	0	0	0	23	0	0	0	0	0	23
A good description of you	2	0	0	0	0	0	0	0	0	64	0	0	0	0	0	64
A fair description of you	3	0	0	0	0	0	0	0	0	207	0	0	0	0	0	207
Not a very good description of you	4	0	0	0	0	0	0	0	0	1160	0	0	0	0	0	1160
Not a good description at all	5	0	0	0	0	0	0	0	0	918	0	0	0	0	0	918
Don't know	8	0	0	0	0	0	0	0	0	1	0	0	0	0	0	1
No answer	9	0	0	0	0	0	0	0	0	9	0	0	0	0	0	9
Not applicable	IAP	13626	354	7542	353	5907	10334	2817	2765	430	4510	2023	2044	1974	2538	57217

1014. Rate respondents weight without asking: IF R IS PREGNANT CONSIDER HER WEIGHT ASIDE FROM BEING PREGNANT.

[VAR: INTRWGHT]

RESPONSE	PUNCH	YEAR														
		<u>1972-82</u>	<u>1982B</u>	<u>1983-87</u>	<u>1987B</u>	<u>1988-91</u>	<u>1993-98</u>	<u>2000</u>	<u>2002</u>	<u>2004</u>	<u>2006</u>	<u>2008</u>	<u>2010</u>	<u>2012</u>	<u>2014</u>	<u>ALL</u>
Below average	1	0	0	0	0	0	0	0	0	156	0	0	0	0	0	156
Average	2	0	0	0	0	0	0	0	0	1556	0	0	0	0	0	1556
Somewhat above average	3	0	0	0	0	0	0	0	0	457	0	0	0	0	0	457
Considerably above average	4	0	0	0	0	0	0	0	0	96	0	0	0	0	0	96
Don't know	8	0	0	0	0	0	0	0	0	113	0	0	0	0	0	113
No answer	9	0	0	0	0	0	0	0	0	4	0	0	0	0	0	4
Not applicable	IAP	13626	354	7542	353	5907	10334	2817	2765	430	4510	2023	2044	1974	2538	57217

**The 2004 Topical Module: Altruistic Love
(AGAPE1-AGAPE4)**

Some of the following items refer to a specific love relationship, while other refer to general attitudes and beliefs about love. Whenever possible, answer the questions with your current partner in mind. If you do not have a current partner, answer the question with your most recent partner in mind. If you have never been in love, answer in terms of what you think your response would most likely be.

1015. Do you agree strongly, agree somewhat, neither agree nor disagree, disagree somewhat, or strongly disagree with the following statements?

HAND CARD E4

A. I would rather suffer myself than let the one I love suffer.

[VAR: AGAPE1]

<u>RESPONSE</u>	<u>PUNCH</u>	<u>YEAR</u>														
		<u>1972-82</u>	<u>1982B</u>	<u>1983-87</u>	<u>1987B</u>	<u>1988-91</u>	<u>1993-98</u>	<u>2000</u>	<u>2002</u>	<u>2004</u>	<u>2006</u>	<u>2008</u>	<u>2010</u>	<u>2012</u>	<u>2014</u>	<u>ALL</u>
Agree strongly	1	0	0	0	0	0	0	0	0	812	0	0	0	0	0	812
Agree somewhat	2	0	0	0	0	0	0	0	0	364	0	0	0	0	0	364
Neither agree nor disagree	3	0	0	0	0	0	0	0	0	100	0	0	0	0	0	100
Disagree somewhat	4	0	0	0	0	0	0	0	0	41	0	0	0	0	0	41
Disagree strongly	5	0	0	0	0	0	0	0	0	13	0	0	0	0	0	13
Don't know	8	0	0	0	0	0	0	0	0	5	0	0	0	0	0	5
No answer	9	0	0	0	0	0	0	0	0	5	0	0	0	0	0	5
Not applicable	IAP	13626	354	7542	353	5907	10334	2817	2765	1472	4510	2023	2044	1974	2538	58259

B. I cannot be happy unless I place the one I love's happiness before my own.

[VAR: AGAPE2]

<u>RESPONSE</u>	<u>PUNCH</u>	<u>YEAR</u>														
		<u>1972-82</u>	<u>1982B</u>	<u>1983-87</u>	<u>1987B</u>	<u>1988-91</u>	<u>1993-98</u>	<u>2000</u>	<u>2002</u>	<u>2004</u>	<u>2006</u>	<u>2008</u>	<u>2010</u>	<u>2012</u>	<u>2014</u>	<u>ALL</u>
Agree strongly	1	0	0	0	0	0	0	0	0	445	0	0	0	0	0	445
Agree somewhat	2	0	0	0	0	0	0	0	0	497	0	0	0	0	0	497
Neither agree nor disagree	3	0	0	0	0	0	0	0	0	203	0	0	0	0	0	203
Disagree somewhat	4	0	0	0	0	0	0	0	0	133	0	0	0	0	0	133
Disagree strongly	5	0	0	0	0	0	0	0	0	53	0	0	0	0	0	53
Don't know	8	0	0	0	0	0	0	0	0	4	0	0	0	0	0	4
No answer	9	0	0	0	0	0	0	0	0	5	0	0	0	0	0	5
Not applicable	IAP	13626	354	7542	353	5907	10334	2817	2765	1472	4510	2023	2044	1974	2538	58259

C. I am usually willing to sacrifice my own wishes to let the one I love achieve his/hers.

[VAR: AGAPE3]

<u>RESPONSE</u>	<u>PUNCH</u>	<u>YEAR</u>														
		<u>1972-82</u>	<u>1982B</u>	<u>1983-87</u>	<u>1987B</u>	<u>1988-91</u>	<u>1993-98</u>	<u>2000</u>	<u>2002</u>	<u>2004</u>	<u>2006</u>	<u>2008</u>	<u>2010</u>	<u>2012</u>	<u>2014</u>	<u>ALL</u>
Agree strongly	1	0	0	0	0	0	0	0	0	488	0	0	0	0	0	488
Agree somewhat	2	0	0	0	0	0	0	0	0	588	0	0	0	0	0	588
Neither agree nor disagree	3	0	0	0	0	0	0	0	0	160	0	0	0	0	0	160
Disagree somewhat	4	0	0	0	0	0	0	0	0	68	0	0	0	0	0	68
Disagree strongly	5	0	0	0	0	0	0	0	0	26	0	0	0	0	0	26
Don't know	8	0	0	0	0	0	0	0	0	4	0	0	0	0	0	4
No answer	9	0	0	0	0	0	0	0	0	6	0	0	0	0	0	6
Not applicable	IAP	13626	354	7542	353	5907	10334	2817	2765	1472	4510	2023	2044	1974	2538	58259

D. I would endure all things for the sake of the one I love.

[VAR: AGAPE4]

<u>RESPONSE</u>	<u>PUNCH</u>	<u>YEAR</u>														
		<u>1972-82</u>	<u>1982B</u>	<u>1983-87</u>	<u>1987B</u>	<u>1988-91</u>	<u>1993-98</u>	<u>2000</u>	<u>2002</u>	<u>2004</u>	<u>2006</u>	<u>2008</u>	<u>2010</u>	<u>2012</u>	<u>2014</u>	<u>ALL</u>
Agree strongly	1	0	0	0	0	0	0	0	0	557	0	0	0	0	0	557
Agree somewhat	2	0	0	0	0	0	0	0	0	475	0	0	0	0	0	475
Neither agree nor disagree	3	0	0	0	0	0	0	0	0	146	0	0	0	0	0	146
Disagree somewhat	4	0	0	0	0	0	0	0	0	106	0	0	0	0	0	106
Disagree strongly	5	0	0	0	0	0	0	0	0	45	0	0	0	0	0	45
Don't know	8	0	0	0	0	0	0	0	0	5	0	0	0	0	0	5
No answer	9	0	0	0	0	0	0	0	0	6	0	0	0	0	0	6
Not applicable	IAP	13626	354	7542	353	5907	10334	2817	2765	1472	4510	2023	2044	1974	2538	58259

REMARKS: Hand Card E4 contains punches 1-5

1016. Please tell me whether you agree or disagree with the following statement: "There should be more legal restrictions on handguns in our society."

[VAR: HGUNLAW]

<u>RESPONSE</u>	<u>PUNCH</u>	<u>YEAR</u>														
		<u>1972-82</u>	<u>1982B</u>	<u>1983-87</u>	<u>1987B</u>	<u>1988-91</u>	<u>1993-98</u>	<u>2000</u>	<u>2002</u>	<u>2004</u>	<u>2006</u>	<u>2008</u>	<u>2010</u>	<u>2012</u>	<u>2014</u>	<u>ALL</u>
Agree	1	0	0	0	0	0	0	0	0	924	0	0	0	0	0	924
Disagree	2	0	0	0	0	0	0	0	0	384	0	0	0	0	0	384
Don't know	8	0	0	0	0	0	0	0	0	27	0	0	0	0	0	27
(SKIP TO NEXT SECTION)																
No answer	9	0	0	0	0	0	0	0	0	5	0	0	0	0	0	5
(SKIP TO NEXT SECTION)																
Not applicable	IAP	13626	354	7542	353	5907	10334	2817	2765	1472	4510	2023	2044	1974	2538	58259

**The 2004 Topical Module: Guns
(Qs. HGUNCRIM-CRIMDOWN)**

1017. Some people argue that more restrictions on handguns would decrease violent crime by making it harder for criminals to get handguns. Other people argue that more restrictions on handguns would increase violent crime by making it harder for law-abiding citizens to defend themselves with handguns. Which of the following statements is closer to your own opinion?

[VAR: HGUNCRIM]

<u>RESPONSE</u>	<u>PUNCH</u>	<u>YEAR</u>														
		<u>1972-82</u>	<u>1982B</u>	<u>1983-87</u>	<u>1987B</u>	<u>1988-91</u>	<u>1993-98</u>	<u>2000</u>	<u>2002</u>	<u>2004</u>	<u>2006</u>	<u>2008</u>	<u>2010</u>	<u>2012</u>	<u>2014</u>	<u>ALL</u>
More legal restrictions on handguns would decrease violent crime.	1	0	0	0	0	0	0	0	0	589	0	0	0	0	0	589
More legal restrictions on handguns would increase violent crime.	2	0	0	0	0	0	0	0	0	251	0	0	0	0	0	251
I am unsure whether more legal restrictions on handguns would increase or decrease violent crime.	3	0	0	0	0	0	0	0	0	455	0	0	0	0	0	455
Don't know (SKIP TO NEXT SECTION)	8	0	0	0	0	0	0	0	0	10	0	0	0	0	0	10
No answer (SKIP TO NEXT SECTION)	9	0	0	0	0	0	0	0	0	8	0	0	0	0	0	8
Not applicable	IAP	13626	354	7542	353	5907	10334	2817	2765	1499	4510	2023	2044	1974	2538	58286

IF HGUNLAW = 1 (AGREE) AND HGUNCRIM = 1 OR 3 (DECREASE OR UNSURE), GO TO CRIMUP.

IF HGUNLAW = 2 (DISAGREE) AND HGUNCRIM = 2 OR 3 (INCREASE OR UNSURE), GO TO CRIMDOWN.

ALL OTHER RESPONSE OPTIONS, SKIP TO NEXT SECTION

1018. Suppose research proves that more legal restrictions on handguns would increase violent crime. Which of these two reactions would be closer to your position:

[VAR: CRIMUP]

<u>RESPONSE</u>	<u>PUNCH</u>	<u>YEAR</u>														
		<u>1972-82</u>	<u>1982B</u>	<u>1983-87</u>	<u>1987B</u>	<u>1988-91</u>	<u>1993-98</u>	<u>2000</u>	<u>2002</u>	<u>2004</u>	<u>2006</u>	<u>2008</u>	<u>2010</u>	<u>2012</u>	<u>2014</u>	<u>ALL</u>
I would change my mind and oppose more restrictions on handguns. (SKIP TO NEXT SECTION)	1	0	0	0	0	0	0	0	0	292	0	0	0	0	0	292
I would still support more restrictions, because I don't like the idea of private citizens arming themselves with handguns as a way to fight crime (SKIP TO NEXT SECTION)	2	0	0	0	0	0	0	0	0	496	0	0	0	0	0	496
Don't know	8	0	0	0	0	0	0	0	0	48	0	0	0	0	0	48
No answer	9	0	0	0	0	0	0	0	0	3	0	0	0	0	0	3
Not applicable	IAP	13626	354	7542	353	5907	10334	2817	2765	1973	4510	2023	2044	1974	2538	58760

1019. Suppose research proves that more restrictions on handguns would reduce violent crime. Which of these two reactions would be closer to your position?

[VAR: CRIMDOWN]

<u>RESPONSE</u>	<u>PUNCH</u>	<u>YEAR</u>														
		<u>1972-82</u>	<u>1982B</u>	<u>1983-87</u>	<u>1987B</u>	<u>1988-91</u>	<u>1993-98</u>	<u>2000</u>	<u>2002</u>	<u>2004</u>	<u>2006</u>	<u>2008</u>	<u>2010</u>	<u>2012</u>	<u>2014</u>	<u>ALL</u>
I would change my mind and support more restrictions on handguns	1	0	0	0	0	0	0	0	0	84	0	0	0	0	0	84
I would still oppose more restrictions because law-abiding citizens have a right to own handguns	2	0	0	0	0	0	0	0	0	239	0	0	0	0	0	239
Don't know	8	0	0	0	0	0	0	0	0	8	0	0	0	0	0	8
No answer	9	0	0	0	0	0	0	0	0	2	0	0	0	0	0	2
Not applicable	IAP	13626	354	7542	353	5907	10334	2817	2765	2479	4510	2023	2044	1974	2538	59266

**The 2004 Topical Module: Spirituality and Religion
(Qs. NUMRELEX-NOTTHINK)**

1020. IF RELEXP = yes and RELEXP = no, READ:

Thinking of the "turning point in your life when you made a new and personal commitment to religion," how many such experiences have you had? READ IF NEEDED: THAT IS ON HOW MANY DIFFERENT OCCASIONS DID THIS OCCUR?

IF RELEXP = no and RELEXP = yes, READ:

Thinking of the "religious or spiritual experience that changed your life," how many such experiences have you had? READ IF NEEDED: THAT IS ON HOW MANY DIFFERENT OCCASIONS DID THIS OCCUR?

IF RELEXP = yes and RELEXP = yes, READ:

Thinking of the "turning point in your life when you made a new and personal commitment to religion," and the "religious or spiritual experience that changed your life," how many such experiences have you had? READ IF NEEDED: THAT IS ON HOW MANY DIFFERENT OCCASIONS DID THIS OCCUR?

[VAR: NUMRELEX]

RESPONSE	PUNCH	YEAR														ALL
		1972-82	1982B	1983-87	1987B	1988-91	1993-98	2000	2002	2004	2006	2008	2010	2012	2014	
1	1	0	0	0	0	0	0	0	0	318	0	0	0	0	0	318
2	2	0	0	0	0	0	0	0	0	142	0	0	0	0	0	142
3	3	0	0	0	0	0	0	0	0	61	0	0	0	0	0	61
4	4	0	0	0	0	0	0	0	0	20	0	0	0	0	0	20
5	5	0	0	0	0	0	0	0	0	14	0	0	0	0	0	14
6	6	0	0	0	0	0	0	0	0	6	0	0	0	0	0	6
Seven or more	7	0	0	0	0	0	0	0	0	30	0	0	0	0	0	30
1 or More experiences	8	0	0	0	0	0	0	0	0	33	0	0	0	0	0	33
No Answer	9	0	0	0	0	0	0	0	0	11	0	0	0	0	0	11
Not applicable	IAP	13626	354	7542	353	5907	10334	2817	2765	2177	4510	2023	2044	1974	2538	58964

1021. How old were you when this occurred?

[VAR: AGERELEX]

<u>RESPONSE</u>	<u>PUNCH</u>	<u>YEAR</u>														
		<u>1972-82</u>	<u>1982B</u>	<u>1983-87</u>	<u>1987B</u>	<u>1988-91</u>	<u>1993-98</u>	<u>2000</u>	<u>2002</u>	<u>2004</u>	<u>2006</u>	<u>2008</u>	<u>2010</u>	<u>2012</u>	<u>2014</u>	<u>ALL</u>
0-9	0-9	0	0	0	0	0	0	0	0	16	0	0	0	0	0	16
10-19	10-19	0	0	0	0	0	0	0	0	134	0	0	0	0	0	134
20-29	20-29	0	0	0	0	0	0	0	0	147	0	0	0	0	0	147
30-39	30-39	0	0	0	0	0	0	0	0	111	0	0	0	0	0	111
40-49	40-49	0	0	0	0	0	0	0	0	79	0	0	0	0	0	79
50-59	50-59	0	0	0	0	0	0	0	0	62	0	0	0	0	0	62
60-69	60-69	0	0	0	0	0	0	0	0	16	0	0	0	0	0	16
70-79	70-79	0	0	0	0	0	0	0	0	7	0	0	0	0	0	7
80-89	80-89	0	0	0	0	0	0	0	0	1	0	0	0	0	0	1
Don't know	98	0	0	0	0	0	0	0	0	5	0	0	0	0	0	5
No answer	99	0	0	0	0	0	0	0	0	40	0	0	0	0	0	40
Not applicable	IAP	13626	354	7542	353	5907	10334	2817	2765	2194	4510	2023	2044	1974	2538	58981

REMARKS: AGERELEX is coded in two digits. The collapsed numbers are for convenience of display only.

1022. Did you change religions because of this experience?

[VAR: CHNGREL]

<u>RESPONSE</u>	<u>PUNCH</u>	<u>YEAR</u>														
		<u>1972-82</u>	<u>1982B</u>	<u>1983-87</u>	<u>1987B</u>	<u>1988-91</u>	<u>1993-98</u>	<u>2000</u>	<u>2002</u>	<u>2004</u>	<u>2006</u>	<u>2008</u>	<u>2010</u>	<u>2012</u>	<u>2014</u>	<u>ALL</u>
Yes	1	0	0	0	0	0	0	0	0	61	0	0	0	0	0	61
No	2	0	0	0	0	0	0	0	0	526	0	0	0	0	0	526
Don't know	8	0	0	0	0	0	0	0	0	0	0	0	0	0	0	0
No answer	9	0	0	0	0	0	0	0	0	15	0	0	0	0	0	15
Not applicable	IAP	13626	354	7542	353	5907	10334	2817	2765	2210	4510	2023	2044	1974	2538	58997

1023. How many "born-again" experiences have you had?

[VAR: NUMRBORN]

RESPONSE	PUNCH	YEAR														
		1972-82	1982B	1983-87	1987B	1988-91	1993-98	2000	2002	2004	2006	2008	2010	2012	2014	ALL
1	1	0	0	0	0	0	0	0	0	44	0	0	0	0	0	44
2	2	0	0	0	0	0	0	0	0	3	0	0	0	0	0	3
3	3	0	0	0	0	0	0	0	0	1	0	0	0	0	0	1
No Answer	9	0	0	0	0	0	0	0	0	9	0	0	0	0	0	9
Not applicable	IAP	13626	354	7542	353	5907	10334	2817	2765	2755	4510	2023	2044	1974	2538	59542

1024. How old were you when this occurred?

[VAR: AGERBORN]

RESPONSE	PUNCH	YEAR														
		1972-82	1982B	1983-87	1987B	1988-91	1993-98	2000	2002	2004	2006	2008	2010	2012	2014	ALL
0-9	0-9	0	0	0	0	0	0	0	0	1	0	0	0	0	0	1
10-19	10-19	0	0	0	0	0	0	0	0	23	0	0	0	0	0	23
20-29	20-29	0	0	0	0	0	0	0	0	12	0	0	0	0	0	12
30-39	30-39	0	0	0	0	0	0	0	0	6	0	0	0	0	0	6
40-49	40-49	0	0	0	0	0	0	0	0	0	0	0	0	0	0	0
50-59	50-59	0	0	0	0	0	0	0	0	1	0	0	0	0	0	1
60-69	60-69	0	0	0	0	0	0	0	0	2	0	0	0	0	0	2
70-79	70-79	0	0	0	0	0	0	0	0	1	0	0	0	0	0	1
Don't know	98	0	0	0	0	0	0	0	0	1	0	0	0	0	0	1
No answer	99	0	0	0	0	0	0	0	0	9	0	0	0	0	0	9
Not applicable	IAP	13626	354	7542	353	5907	10334	2817	2765	2756	4510	2023	2044	1974	2538	59543

REMARKS: AGERBORN is coded in two digits. The collapsed numbers are for convenience of display only.

1025. Did you change religions because of this experience?

[VAR: CHNGRBRN]

RESPONSE	PUNCH	YEAR														
		1972-82	1982B	1983-87	1987B	1988-91	1993-98	2000	2002	2004	2006	2008	2010	2012	2014	ALL
Yes	1	0	0	0	0	0	0	0	0	5	0	0	0	0	0	5
No	2	0	0	0	0	0	0	0	0	44	0	0	0	0	0	44
No answer	9	0	0	0	0	0	0	0	0	8	0	0	0	0	0	8
Not applicable	IAP	13626	354	7542	353	5907	10334	2817	2765	2755	4510	2023	2044	1974	2538	59542

1026. Open-ended questions for how people who had undergone spiritual or religious change described their experiences.
Specific religious figures mentioned in religious change.

[VAR: ENTITY]

<u>RESPONSE</u>	<u>PUNCH</u>	<u>YEAR</u>														
		<u>1972-82</u>	<u>1982B</u>	<u>1983-87</u>	<u>1987B</u>	<u>1988-91</u>	<u>1993-98</u>	<u>2000</u>	<u>2002</u>	<u>2004</u>	<u>2006</u>	<u>2008</u>	<u>2010</u>	<u>2012</u>	<u>2014</u>	<u>ALL</u>
God	1	0	0	0	0	0	0	0	0	121	0	0	0	0	0	121
Christ, Jesus	2	0	0	0	0	0	0	0	0	51	0	0	0	0	0	51
God and Christ/Jesus (both mentioned)	3	0	0	0	0	0	0	0	0	8	0	0	0	0	0	8
Lord (for mentions like "Lord God" just code "God")	4	0	0	0	0	0	0	0	0	18	0	0	0	0	0	18
Other major religious figures like Buddha, Mohammed, Mary, specific saints, does NOT include ministers or other contemporary religious leaders	5	0	0	0	0	0	0	0	0	1	0	0	0	0	0	1
No Mentions	96	0	0	0	0	0	0	0	0	418	0	0	0	0	0	418
No Answer	99	0	0	0	0	0	0	0	0	32	0	0	0	0	0	32
Not applicable	IAP	13626	354	7542	353	5907	10334	2817	2765	2163	4510	2023	2044	1974	2538	58950

1027. Open-ended questions for how people who had undergone spiritual or religious change described their experiences.
Occurrence or aspects of religious or spiritual change.

A. First mention

[VAR: EXPCHNG1]

<u>RESPONSE</u>	<u>PUNCH</u>	<u>YEAR</u>														
		<u>1972-82</u>	<u>1982B</u>	<u>1983-87</u>	<u>1987B</u>	<u>1988-91</u>	<u>1993-98</u>	<u>2000</u>	<u>2002</u>	<u>2004</u>	<u>2006</u>	<u>2008</u>	<u>2010</u>	<u>2012</u>	<u>2014</u>	<u>ALL</u>
1	1	0	0	0	0	0	0	0	0	5	0	0	0	0	0	5
2	2	0	0	0	0	0	0	0	0	6	0	0	0	0	0	6
3	3	0	0	0	0	0	0	0	0	3	0	0	0	0	0	3
4	4	0	0	0	0	0	0	0	0	6	0	0	0	0	0	6
5	5	0	0	0	0	0	0	0	0	6	0	0	0	0	0	6
11	11	0	0	0	0	0	0	0	0	3	0	0	0	0	0	3
12	12	0	0	0	0	0	0	0	0	6	0	0	0	0	0	6
13	13	0	0	0	0	0	0	0	0	1	0	0	0	0	0	1
14	14	0	0	0	0	0	0	0	0	2	0	0	0	0	0	2

[VAR: EXPCHNG1] (CONTINUED)

RESPONSE	PUNCH	YEAR														
		1972-82	1982B	1983-87	1987B	1988-91	1993-98	2000	2002	2004	2006	2008	2010	2012	2014	ALL
15	15	0	0	0	0	0	0	0	0	2	0	0	0	0	0	2
20	20	0	0	0	0	0	0	0	0	12	0	0	0	0	0	12
21	21	0	0	0	0	0	0	0	0	4	0	0	0	0	0	4
22	22	0	0	0	0	0	0	0	0	1	0	0	0	0	0	1
23	23	0	0	0	0	0	0	0	0	2	0	0	0	0	0	2
24	24	0	0	0	0	0	0	0	0	3	0	0	0	0	0	3
25	25	0	0	0	0	0	0	0	0	25	0	0	0	0	0	25
26	26	0	0	0	0	0	0	0	0	3	0	0	0	0	0	3
27	27	0	0	0	0	0	0	0	0	8	0	0	0	0	0	8
28	28	0	0	0	0	0	0	0	0	2	0	0	0	0	0	2
29	29	0	0	0	0	0	0	0	0	2	0	0	0	0	0	2
30	30	0	0	0	0	0	0	0	0	1	0	0	0	0	0	1
31	31	0	0	0	0	0	0	0	0	2	0	0	0	0	0	2
32	32	0	0	0	0	0	0	0	0	5	0	0	0	0	0	5
33	33	0	0	0	0	0	0	0	0	2	0	0	0	0	0	2
34	34	0	0	0	0	0	0	0	0	2	0	0	0	0	0	2
35	35	0	0	0	0	0	0	0	0	2	0	0	0	0	0	2
40	40	0	0	0	0	0	0	0	0	8	0	0	0	0	0	8
41	41	0	0	0	0	0	0	0	0	2	0	0	0	0	0	2
44	44	0	0	0	0	0	0	0	0	1	0	0	0	0	0	1
48	48	0	0	0	0	0	0	0	0	1	0	0	0	0	0	1
49	49	0	0	0	0	0	0	0	0	1	0	0	0	0	0	1
52	52	0	0	0	0	0	0	0	0	2	0	0	0	0	0	2
54	54	0	0	0	0	0	0	0	0	1	0	0	0	0	0	1
55	55	0	0	0	0	0	0	0	0	1	0	0	0	0	0	1
56	56	0	0	0	0	0	0	0	0	3	0	0	0	0	0	3
Nothing relevant mentioned	96	0	0	0	0	0	0	0	0	488	0	0	0	0	0	488
Nothing special happened	97	0	0	0	0	0	0	0	0	5	0	0	0	0	0	5
Don't Know	98	0	0	0	0	0	0	0	0	3	0	0	0	0	0	3
No Answer	99	0	0	0	0	0	0	0	0	25	0	0	0	0	0	25
Not applicable	IAP	13626	354	7542	353	5907	10334	2817	2765	2155	4510	2023	2044	1974	2538	58942

B. Second Mention

[VAR: EXPCHNG2]

<u>RESPONSE</u>	<u>PUNCH</u>	<u>YEAR</u>														
		<u>1972-82</u>	<u>1982B</u>	<u>1983-87</u>	<u>1987B</u>	<u>1988-91</u>	<u>1993-98</u>	<u>2000</u>	<u>2002</u>	<u>2004</u>	<u>2006</u>	<u>2008</u>	<u>2010</u>	<u>2012</u>	<u>2014</u>	<u>ALL</u>
1	1	0	0	0	0	0	0	0	0	1	0	0	0	0	0	1
2	2	0	0	0	0	0	0	0	0	1	0	0	0	0	0	1
5	5	0	0	0	0	0	0	0	0	2	0	0	0	0	0	2
10	10	0	0	0	0	0	0	0	0	1	0	0	0	0	0	1
12	12	0	0	0	0	0	0	0	0	1	0	0	0	0	0	1
15	15	0	0	0	0	0	0	0	0	1	0	0	0	0	0	1
20	20	0	0	0	0	0	0	0	0	3	0	0	0	0	0	3
22	22	0	0	0	0	0	0	0	0	2	0	0	0	0	0	2
25	25	0	0	0	0	0	0	0	0	1	0	0	0	0	0	1
26	26	0	0	0	0	0	0	0	0	1	0	0	0	0	0	1
27	27	0	0	0	0	0	0	0	0	1	0	0	0	0	0	1
28	28	0	0	0	0	0	0	0	0	1	0	0	0	0	0	1
32	32	0	0	0	0	0	0	0	0	1	0	0	0	0	0	1
40	40	0	0	0	0	0	0	0	0	1	0	0	0	0	0	1
60	60	0	0	0	0	0	0	0	0	1	0	0	0	0	0	1
Nothing relevant mentioned	96	0	0	0	0	0	0	0	0	612	0	0	0	0	0	612
Nothing special happened	97	0	0	0	0	0	0	0	0	1	0	0	0	0	0	1
No Answer	99	0	0	0	0	0	0	0	0	25	0	0	0	0	0	25
Not applicable	IAP	13626	354	7542	353	5907	10334	2817	2765	2155	4510	2023	2044	1974	2538	58942

C. Third Mention

[VAR: EXPCHNG3]

<u>RESPONSE</u>	<u>PUNCH</u>	<u>YEAR</u>														
		<u>1972-82</u>	<u>1982B</u>	<u>1983-87</u>	<u>1987B</u>	<u>1988-91</u>	<u>1993-98</u>	<u>2000</u>	<u>2002</u>	<u>2004</u>	<u>2006</u>	<u>2008</u>	<u>2010</u>	<u>2012</u>	<u>2014</u>	<u>ALL</u>
2	2	0	0	0	0	0	0	0	0	1	0	0	0	0	0	1
54	54	0	0	0	0	0	0	0	0	1	0	0	0	0	0	1
Nothing relevant mentioned	96	0	0	0	0	0	0	0	0	630	0	0	0	0	0	630
No Answer	99	0	0	0	0	0	0	0	0	25	0	0	0	0	0	25
Not applicable	IAP	13626	354	7542	353	5907	10334	2817	2765	2155	4510	2023	2044	1974	2538	58942

REMARKS: Please refer to Appendix D for an explanation of the above codes.

1028. Open-ended questions for how people who had undergone spiritual or religious change described their experiences.

A. First Mention: What led to, caused, or triggered the religious or spiritual change?

[VAR: WHYCHNG1]

<u>RESPONSE</u>	<u>PUNCH</u>	<u>YEAR</u>														<u>ALL</u>
		<u>1972-82</u>	<u>1982B</u>	<u>1983-87</u>	<u>1987B</u>	<u>1988-91</u>	<u>1993-98</u>	<u>2000</u>	<u>2002</u>	<u>2004</u>	<u>2006</u>	<u>2008</u>	<u>2010</u>	<u>2012</u>	<u>2014</u>	
1	1	0	0	0	0	0	0	0	0	53	0	0	0	0	0	53
2	2	0	0	0	0	0	0	0	0	27	0	0	0	0	0	27
3	3	0	0	0	0	0	0	0	0	22	0	0	0	0	0	22
4	4	0	0	0	0	0	0	0	0	6	0	0	0	0	0	6
5	5	0	0	0	0	0	0	0	0	51	0	0	0	0	0	51
6	6	0	0	0	0	0	0	0	0	3	0	0	0	0	0	3
7	7	0	0	0	0	0	0	0	0	5	0	0	0	0	0	5
8	8	0	0	0	0	0	0	0	0	3	0	0	0	0	0	3
9	9	0	0	0	0	0	0	0	0	2	0	0	0	0	0	2
12	12	0	0	0	0	0	0	0	0	7	0	0	0	0	0	7
13	13	0	0	0	0	0	0	0	0	12	0	0	0	0	0	12
15	15	0	0	0	0	0	0	0	0	3	0	0	0	0	0	3
17	17	0	0	0	0	0	0	0	0	1	0	0	0	0	0	1
25	25	0	0	0	0	0	0	0	0	11	0	0	0	0	0	11
28	28	0	0	0	0	0	0	0	0	13	0	0	0	0	0	13
29	29	0	0	0	0	0	0	0	0	11	0	0	0	0	0	11
30	30	0	0	0	0	0	0	0	0	98	0	0	0	0	0	98
31	31	0	0	0	0	0	0	0	0	20	0	0	0	0	0	20
32	32	0	0	0	0	0	0	0	0	24	0	0	0	0	0	24
33	33	0	0	0	0	0	0	0	0	2	0	0	0	0	0	2
34	34	0	0	0	0	0	0	0	0	7	0	0	0	0	0	7
35	35	0	0	0	0	0	0	0	0	3	0	0	0	0	0	3
37	37	0	0	0	0	0	0	0	0	5	0	0	0	0	0	5
38	38	0	0	0	0	0	0	0	0	12	0	0	0	0	0	12
39	39	0	0	0	0	0	0	0	0	1	0	0	0	0	0	1
40	40	0	0	0	0	0	0	0	0	8	0	0	0	0	0	8
41	41	0	0	0	0	0	0	0	0	7	0	0	0	0	0	7
42	42	0	0	0	0	0	0	0	0	4	0	0	0	0	0	4
43	43	0	0	0	0	0	0	0	0	11	0	0	0	0	0	11
44	44	0	0	0	0	0	0	0	0	6	0	0	0	0	0	6
46	46	0	0	0	0	0	0	0	0	3	0	0	0	0	0	3
47	47	0	0	0	0	0	0	0	0	3	0	0	0	0	0	3
48	48	0	0	0	0	0	0	0	0	2	0	0	0	0	0	2
51	51	0	0	0	0	0	0	0	0	3	0	0	0	0	0	3
52	52	0	0	0	0	0	0	0	0	4	0	0	0	0	0	4

[VAR: WHYCHNG1] (CONTINUED)

RESPONSE	PUNCH	YEAR														
		1972-82	1982B	1983-87	1987B	1988-91	1993-98	2000	2002	2004	2006	2008	2010	2012	2014	ALL
53	53	0	0	0	0	0	0	0	0	4	0	0	0	0	0	4
54	54	0	0	0	0	0	0	0	0	2	0	0	0	0	0	2
61	61	0	0	0	0	0	0	0	0	2	0	0	0	0	0	2
68	68	0	0	0	0	0	0	0	0	7	0	0	0	0	0	7
69	69	0	0	0	0	0	0	0	0	1	0	0	0	0	0	1
70	70	0	0	0	0	0	0	0	0	24	0	0	0	0	0	24
72	72	0	0	0	0	0	0	0	0	1	0	0	0	0	0	1
73	73	0	0	0	0	0	0	0	0	5	0	0	0	0	0	5
74	74	0	0	0	0	0	0	0	0	3	0	0	0	0	0	3
94	94	0	0	0	0	0	0	0	0	2	0	0	0	0	0	2
95	95	0	0	0	0	0	0	0	0	4	0	0	0	0	0	4
Nothing relevant mentioned	96	0	0	0	0	0	0	0	0	100	0	0	0	0	0	100
No crisis, nothing special	97	0	0	0	0	0	0	0	0	3	0	0	0	0	0	3
Don't Know	98	0	0	0	0	0	0	0	0	6	0	0	0	0	0	6
No Answer	99	0	0	0	0	0	0	0	0	40	0	0	0	0	0	40
Not applicable	IAP	13626	354	7542	353	5907	10334	2817	2765	2155	4510	2023	2044	1974	2538	58942

REMARKS: Please refer to Appendix D for an explanation of the above codes.

B. Second Mention

[VAR: WHYCHNG2]

RESPONSE	PUNCH	YEAR														
		1972-82	1982B	1983-87	1987B	1988-91	1993-98	2000	2002	2004	2006	2008	2010	2012	2014	ALL
1	1	0	0	0	0	0	0	0	0	5	0	0	0	0	0	5
2	2	0	0	0	0	0	0	0	0	8	0	0	0	0	0	8
3	3	0	0	0	0	0	0	0	0	3	0	0	0	0	0	3
4	4	0	0	0	0	0	0	0	0	1	0	0	0	0	0	1
5	5	0	0	0	0	0	0	0	0	7	0	0	0	0	0	7
6	6	0	0	0	0	0	0	0	0	1	0	0	0	0	0	1
7	7	0	0	0	0	0	0	0	0	3	0	0	0	0	0	3
9	9	0	0	0	0	0	0	0	0	5	0	0	0	0	0	5
12	12	0	0	0	0	0	0	0	0	2	0	0	0	0	0	2
13	13	0	0	0	0	0	0	0	0	3	0	0	0	0	0	3
25	25	0	0	0	0	0	0	0	0	5	0	0	0	0	0	5
28	28	0	0	0	0	0	0	0	0	8	0	0	0	0	0	8
29	29	0	0	0	0	0	0	0	0	6	0	0	0	0	0	6

[VAR: WHYCHNG2] (CONTINUED)

RESPONSE	PUNCH	YEAR														
		1972-82	1982B	1983-87	1987B	1988-91	1993-98	2000	2002	2004	2006	2008	2010	2012	2014	ALL
30	30	0	0	0	0	0	0	0	0	29	0	0	0	0	0	29
31	31	0	0	0	0	0	0	0	0	18	0	0	0	0	0	18
32	32	0	0	0	0	0	0	0	0	17	0	0	0	0	0	17
33	33	0	0	0	0	0	0	0	0	8	0	0	0	0	0	8
34	34	0	0	0	0	0	0	0	0	8	0	0	0	0	0	8
35	35	0	0	0	0	0	0	0	0	5	0	0	0	0	0	5
37	37	0	0	0	0	0	0	0	0	2	0	0	0	0	0	2
38	38	0	0	0	0	0	0	0	0	11	0	0	0	0	0	11
39	39	0	0	0	0	0	0	0	0	1	0	0	0	0	0	1
41	41	0	0	0	0	0	0	0	0	1	0	0	0	0	0	1
43	43	0	0	0	0	0	0	0	0	4	0	0	0	0	0	4
44	44	0	0	0	0	0	0	0	0	4	0	0	0	0	0	4
46	46	0	0	0	0	0	0	0	0	1	0	0	0	0	0	1
47	47	0	0	0	0	0	0	0	0	1	0	0	0	0	0	1
52	52	0	0	0	0	0	0	0	0	1	0	0	0	0	0	1
53	53	0	0	0	0	0	0	0	0	2	0	0	0	0	0	2
54	54	0	0	0	0	0	0	0	0	1	0	0	0	0	0	1
68	68	0	0	0	0	0	0	0	0	3	0	0	0	0	0	3
69	69	0	0	0	0	0	0	0	0	1	0	0	0	0	0	1
70	70	0	0	0	0	0	0	0	0	8	0	0	0	0	0	8
73	73	0	0	0	0	0	0	0	0	1	0	0	0	0	0	1
74	74	0	0	0	0	0	0	0	0	1	0	0	0	0	0	1
80	80	0	0	0	0	0	0	0	0	1	0	0	0	0	0	1
95	95	0	0	0	0	0	0	0	0	1	0	0	0	0	0	1
Nothing relevant mentioned	96	0	0	0	0	0	0	0	0	447	0	0	0	0	0	447
No crisis, nothing special	97	0	0	0	0	0	0	0	0	2	0	0	0	0	0	2
No Answer	99	0	0	0	0	0	0	0	0	21	0	0	0	0	0	21
Not applicable	IAP	13626	354	7542	353	5907	10334	2817	2765	2155	4510	2023	2044	1974	2538	58942

REMARKS: Please refer to Appendix D for an explanation of the above codes.

C. Third Mention

[VAR: WHYCHNG3]

RESPONSE	PUNCH	YEAR														
		1972-82	1982B	1983-87	1987B	1988-91	1993-98	2000	2002	2004	2006	2008	2010	2012	2014	ALL
5	5	0	0	0	0	0	0	0	0	3	0	0	0	0	0	3
25	25	0	0	0	0	0	0	0	0	1	0	0	0	0	0	1
28	28	0	0	0	0	0	0	0	0	4	0	0	0	0	0	4
29	29	0	0	0	0	0	0	0	0	3	0	0	0	0	0	3
30	30	0	0	0	0	0	0	0	0	2	0	0	0	0	0	2
31	31	0	0	0	0	0	0	0	0	6	0	0	0	0	0	6
35	35	0	0	0	0	0	0	0	0	1	0	0	0	0	0	1
38	38	0	0	0	0	0	0	0	0	1	0	0	0	0	0	1
39	39	0	0	0	0	0	0	0	0	1	0	0	0	0	0	1
43	43	0	0	0	0	0	0	0	0	1	0	0	0	0	0	1
44	44	0	0	0	0	0	0	0	0	1	0	0	0	0	0	1
45	45	0	0	0	0	0	0	0	0	1	0	0	0	0	0	1
68	68	0	0	0	0	0	0	0	0	3	0	0	0	0	0	3
70	70	0	0	0	0	0	0	0	0	3	0	0	0	0	0	3
74	74	0	0	0	0	0	0	0	0	1	0	0	0	0	0	1
95	95	0	0	0	0	0	0	0	0	1	0	0	0	0	0	1
Nothing relevant mentioned	96	0	0	0	0	0	0	0	0	602	0	0	0	0	0	602
No crisis, nothing special	97	0	0	0	0	0	0	0	0	1	0	0	0	0	0	1
No Answer	99	0	0	0	0	0	0	0	0	21	0	0	0	0	0	21
Not applicable	IAP	13626	354	7542	353	5907	10334	2817	2765	2155	4510	2023	2044	1974	2538	58942

REMARKS: Please refer to Appendix D for an explanation of the above codes.

1029. Open-ended questions for how people who had undergone spiritual or religious change described their experiences.
The consequences of the spiritual or religious change.

A. First Mention

[VAR: CHANGED1]

RESPONSE	PUNCH	YEAR														
		1972-82	1982B	1983-87	1987B	1988-91	1993-98	2000	2002	2004	2006	2008	2010	2012	2014	ALL
1	1	0	0	0	0	0	0	0	0	130	0	0	0	0	0	130
2	2	0	0	0	0	0	0	0	0	2	0	0	0	0	0	2
3	3	0	0	0	0	0	0	0	0	1	0	0	0	0	0	1
4	4	0	0	0	0	0	0	0	0	5	0	0	0	0	0	5

[VAR: CHNGED1] (CONTINUED)

RESPONSE	PUNCH	YEAR														
		1972-82	1982B	1983-87	1987B	1988-91	1993-98	2000	2002	2004	2006	2008	2010	2012	2014	ALL
6	6	0	0	0	0	0	0	0	0	24	0	0	0	0	0	24
8	8	0	0	0	0	0	0	0	0	4	0	0	0	0	0	4
9	9	0	0	0	0	0	0	0	0	8	0	0	0	0	0	8
10	10	0	0	0	0	0	0	0	0	4	0	0	0	0	0	4
11	11	0	0	0	0	0	0	0	0	1	0	0	0	0	0	1
12	12	0	0	0	0	0	0	0	0	9	0	0	0	0	0	9
13	13	0	0	0	0	0	0	0	0	3	0	0	0	0	0	3
14	14	0	0	0	0	0	0	0	0	1	0	0	0	0	0	1
15	15	0	0	0	0	0	0	0	0	4	0	0	0	0	0	4
18	18	0	0	0	0	0	0	0	0	6	0	0	0	0	0	6
19	19	0	0	0	0	0	0	0	0	3	0	0	0	0	0	3
20	20	0	0	0	0	0	0	0	0	5	0	0	0	0	0	5
21	21	0	0	0	0	0	0	0	0	2	0	0	0	0	0	2
22	22	0	0	0	0	0	0	0	0	9	0	0	0	0	0	9
23	23	0	0	0	0	0	0	0	0	4	0	0	0	0	0	4
24	24	0	0	0	0	0	0	0	0	22	0	0	0	0	0	22
25	25	0	0	0	0	0	0	0	0	9	0	0	0	0	0	9
27	27	0	0	0	0	0	0	0	0	4	0	0	0	0	0	4
28	28	0	0	0	0	0	0	0	0	2	0	0	0	0	0	2
29	29	0	0	0	0	0	0	0	0	5	0	0	0	0	0	5
30	30	0	0	0	0	0	0	0	0	5	0	0	0	0	0	5
33	33	0	0	0	0	0	0	0	0	26	0	0	0	0	0	26
34	34	0	0	0	0	0	0	0	0	12	0	0	0	0	0	12
35	35	0	0	0	0	0	0	0	0	3	0	0	0	0	0	3
40	40	0	0	0	0	0	0	0	0	10	0	0	0	0	0	10
41	41	0	0	0	0	0	0	0	0	37	0	0	0	0	0	37
45	45	0	0	0	0	0	0	0	0	31	0	0	0	0	0	31
49	49	0	0	0	0	0	0	0	0	1	0	0	0	0	0	1
50	50	0	0	0	0	0	0	0	0	1	0	0	0	0	0	1
51	51	0	0	0	0	0	0	0	0	5	0	0	0	0	0	5
52	52	0	0	0	0	0	0	0	0	4	0	0	0	0	0	4
54	54	0	0	0	0	0	0	0	0	2	0	0	0	0	0	2
55	55	0	0	0	0	0	0	0	0	5	0	0	0	0	0	5
56	56	0	0	0	0	0	0	0	0	1	0	0	0	0	0	1
57	57	0	0	0	0	0	0	0	0	2	0	0	0	0	0	2
58	58	0	0	0	0	0	0	0	0	1	0	0	0	0	0	1
59	59	0	0	0	0	0	0	0	0	9	0	0	0	0	0	9
60	60	0	0	0	0	0	0	0	0	35	0	0	0	0	0	35

[VAR: CHANGED1] (CONTINUED)

RESPONSE	PUNCH	YEAR														
		1972-82	1982B	1983-87	1987B	1988-91	1993-98	2000	2002	2004	2006	2008	2010	2012	2014	ALL
61	61	0	0	0	0	0	0	0	0	1	0	0	0	0	0	1
62	62	0	0	0	0	0	0	0	0	6	0	0	0	0	0	6
63	63	0	0	0	0	0	0	0	0	4	0	0	0	0	0	4
70	70	0	0	0	0	0	0	0	0	7	0	0	0	0	0	7
71	71	0	0	0	0	0	0	0	0	2	0	0	0	0	0	2
73	73	0	0	0	0	0	0	0	0	1	0	0	0	0	0	1
75	75	0	0	0	0	0	0	0	0	1	0	0	0	0	0	1
76	76	0	0	0	0	0	0	0	0	1	0	0	0	0	0	1
77	77	0	0	0	0	0	0	0	0	2	0	0	0	0	0	2
78	78	0	0	0	0	0	0	0	0	1	0	0	0	0	0	1
80	80	0	0	0	0	0	0	0	0	2	0	0	0	0	0	2
82	82	0	0	0	0	0	0	0	0	10	0	0	0	0	0	10
83	83	0	0	0	0	0	0	0	0	1	0	0	0	0	0	1
84	84	0	0	0	0	0	0	0	0	2	0	0	0	0	0	2
85	85	0	0	0	0	0	0	0	0	2	0	0	0	0	0	2
87	87	0	0	0	0	0	0	0	0	1	0	0	0	0	0	1
88	88	0	0	0	0	0	0	0	0	1	0	0	0	0	0	1
89	89	0	0	0	0	0	0	0	0	1	0	0	0	0	0	1
90	90	0	0	0	0	0	0	0	0	6	0	0	0	0	0	6
94	94	0	0	0	0	0	0	0	0	2	0	0	0	0	0	2
95	95	0	0	0	0	0	0	0	0	18	0	0	0	0	0	18
Nothing relevant mentioned	96	0	0	0	0	0	0	0	0	104	0	0	0	0	0	104
Can't remember	98	0	0	0	0	0	0	0	0	1	0	0	0	0	0	1
No Answer	99	0	0	0	0	0	0	0	0	23	0	0	0	0	0	23
Not applicable	IAP	13626	354	7542	353	5907	10334	2817	2765	2155	4510	2023	2044	1974	2538	58942

REMARKS: Please refer to Appendix D for an explanation of the above codes.

B. Second Mention

[VAR: CHANGED2]

RESPONSE	PUNCH	YEAR														
		1972-82	1982B	1983-87	1987B	1988-91	1993-98	2000	2002	2004	2006	2008	2010	2012	2014	ALL
1	1	0	0	0	0	0	0	0	0	14	0	0	0	0	0	14
3	3	0	0	0	0	0	0	0	0	1	0	0	0	0	0	1
4	4	0	0	0	0	0	0	0	0	4	0	0	0	0	0	4
6	6	0	0	0	0	0	0	0	0	10	0	0	0	0	0	10
8	8	0	0	0	0	0	0	0	0	2	0	0	0	0	0	2
9	9	0	0	0	0	0	0	0	0	3	0	0	0	0	0	3
10	10	0	0	0	0	0	0	0	0	1	0	0	0	0	0	1
12	12	0	0	0	0	0	0	0	0	5	0	0	0	0	0	5
13	13	0	0	0	0	0	0	0	0	2	0	0	0	0	0	2
18	18	0	0	0	0	0	0	0	0	1	0	0	0	0	0	1
20	20	0	0	0	0	0	0	0	0	3	0	0	0	0	0	3
21	21	0	0	0	0	0	0	0	0	1	0	0	0	0	0	1
22	22	0	0	0	0	0	0	0	0	6	0	0	0	0	0	6
23	23	0	0	0	0	0	0	0	0	1	0	0	0	0	0	1
24	24	0	0	0	0	0	0	0	0	4	0	0	0	0	0	4
25	25	0	0	0	0	0	0	0	0	4	0	0	0	0	0	4
26	26	0	0	0	0	0	0	0	0	2	0	0	0	0	0	2
28	28	0	0	0	0	0	0	0	0	1	0	0	0	0	0	1
29	29	0	0	0	0	0	0	0	0	6	0	0	0	0	0	6
30	30	0	0	0	0	0	0	0	0	5	0	0	0	0	0	5
32	32	0	0	0	0	0	0	0	0	1	0	0	0	0	0	1
33	33	0	0	0	0	0	0	0	0	14	0	0	0	0	0	14
34	34	0	0	0	0	0	0	0	0	4	0	0	0	0	0	4
35	35	0	0	0	0	0	0	0	0	1	0	0	0	0	0	1
40	40	0	0	0	0	0	0	0	0	8	0	0	0	0	0	8
41	41	0	0	0	0	0	0	0	0	4	0	0	0	0	0	4
45	45	0	0	0	0	0	0	0	0	4	0	0	0	0	0	4
49	49	0	0	0	0	0	0	0	0	1	0	0	0	0	0	1
50	50	0	0	0	0	0	0	0	0	1	0	0	0	0	0	1
51	51	0	0	0	0	0	0	0	0	2	0	0	0	0	0	2
52	52	0	0	0	0	0	0	0	0	1	0	0	0	0	0	1
53	53	0	0	0	0	0	0	0	0	1	0	0	0	0	0	1
54	54	0	0	0	0	0	0	0	0	2	0	0	0	0	0	2
55	55	0	0	0	0	0	0	0	0	2	0	0	0	0	0	2
56	56	0	0	0	0	0	0	0	0	2	0	0	0	0	0	2
58	58	0	0	0	0	0	0	0	0	1	0	0	0	0	0	1

[VAR: CHANGED2] (CONTINUED)

RESPONSE	PUNCH	YEAR														
		1972-82	1982B	1983-87	1987B	1988-91	1993-98	2000	2002	2004	2006	2008	2010	2012	2014	ALL
59	59	0	0	0	0	0	0	0	0	2	0	0	0	0	0	2
60	60	0	0	0	0	0	0	0	0	3	0	0	0	0	0	3
61	61	0	0	0	0	0	0	0	0	1	0	0	0	0	0	1
62	62	0	0	0	0	0	0	0	0	2	0	0	0	0	0	2
70	70	0	0	0	0	0	0	0	0	2	0	0	0	0	0	2
71	71	0	0	0	0	0	0	0	0	1	0	0	0	0	0	1
74	74	0	0	0	0	0	0	0	0	1	0	0	0	0	0	1
82	82	0	0	0	0	0	0	0	0	1	0	0	0	0	0	1
85	85	0	0	0	0	0	0	0	0	1	0	0	0	0	0	1
90	90	0	0	0	0	0	0	0	0	2	0	0	0	0	0	2
92	92	0	0	0	0	0	0	0	0	1	0	0	0	0	0	1
95	95	0	0	0	0	0	0	0	0	1	0	0	0	0	0	1
Nothing relevant mentioned	96	0	0	0	0	0	0	0	0	491	0	0	0	0	0	491
No Answer	99	0	0	0	0	0	0	0	0	23	0	0	0	0	0	23
Not applicable	IAP	13626	354	7542	353	5907	10334	2817	2765	2155	4510	2023	2044	1974	2538	58942

REMARK: Please refer to Appendix D for an explanation of the above codes.

C. Third Mention

[VAR: CHANGED3]

RESPONSE	PUNCH	YEAR														
		1972-82	1982B	1983-87	1987B	1988-91	1993-98	2000	2002	2004	2006	2008	2010	2012	2014	ALL
1	1	0	0	0	0	0	0	0	0	2	0	0	0	0	0	2
22	22	0	0	0	0	0	0	0	0	1	0	0	0	0	0	1
24	24	0	0	0	0	0	0	0	0	1	0	0	0	0	0	1
25	25	0	0	0	0	0	0	0	0	3	0	0	0	0	0	3
28	28	0	0	0	0	0	0	0	0	1	0	0	0	0	0	1
29	29	0	0	0	0	0	0	0	0	2	0	0	0	0	0	2
30	30	0	0	0	0	0	0	0	0	3	0	0	0	0	0	3
32	32	0	0	0	0	0	0	0	0	1	0	0	0	0	0	1
33	33	0	0	0	0	0	0	0	0	3	0	0	0	0	0	3
40	40	0	0	0	0	0	0	0	0	2	0	0	0	0	0	2
41	41	0	0	0	0	0	0	0	0	1	0	0	0	0	0	1
45	45	0	0	0	0	0	0	0	0	1	0	0	0	0	0	1
49	49	0	0	0	0	0	0	0	0	1	0	0	0	0	0	1
51	51	0	0	0	0	0	0	0	0	1	0	0	0	0	0	1
52	52	0	0	0	0	0	0	0	0	1	0	0	0	0	0	1
58	58	0	0	0	0	0	0	0	0	1	0	0	0	0	0	1
60	60	0	0	0	0	0	0	0	0	3	0	0	0	0	0	3
62	62	0	0	0	0	0	0	0	0	1	0	0	0	0	0	1
70	70	0	0	0	0	0	0	0	0	1	0	0	0	0	0	1
90	90	0	0	0	0	0	0	0	0	1	0	0	0	0	0	1
95	95	0	0	0	0	0	0	0	0	1	0	0	0	0	0	1
Nothing relevant mentioned	96	0	0	0	0	0	0	0	0	602	0	0	0	0	0	602
No Answer	99	0	0	0	0	0	0	0	0	23	0	0	0	0	0	23
Not applicable	IAP	13626	354	7542	353	5907	10334	2817	2765	2155	4510	2023	2044	1974	2538	58942

REMARK: Please refer to Appendix D for an explanation of the above codes.

1030. To what extent did the religious/spiritual change you just told me about do the following?

HAND CARD G1

A. Altered your outlook on life?

[VAR: RELALT1]

RESPONSE	PUNCH	YEAR														
		1972-82	1982B	1983-87	1987B	1988-91	1993-98	2000	2002	2004	2006	2008	2010	2012	2014	ALL
Not at all	1	0	0	0	0	0	0	0	0	19	0	0	0	0	0	19
	2	0	0	0	0	0	0	0	0	9	0	0	0	0	0	9
	3	0	0	0	0	0	0	0	0	19	0	0	0	0	0	19
	4	0	0	0	0	0	0	0	0	60	0	0	0	0	0	60
	5	0	0	0	0	0	0	0	0	104	0	0	0	0	0	104
	6	0	0	0	0	0	0	0	0	117	0	0	0	0	0	117
A great deal	7	0	0	0	0	0	0	0	0	310	0	0	0	0	0	310
Don't know	8	0	0	0	0	0	0	0	0	0	0	0	0	0	0	0
Refuse	9	0	0	0	0	0	0	0	0	11	0	0	0	0	0	11
Not applicable	IAP	13626	354	7542	353	5907	10334	2817	2765	2163	4510	2023	2044	1974	2538	58950

B. Gave you a greater sense that your life was meaningful and significant

[VAR: RELALT2]

RESPONSE	PUNCH	YEAR														
		1972-82	1982B	1983-87	1987B	1988-91	1993-98	2000	2002	2004	2006	2008	2010	2012	2014	ALL
Not at all	1	0	0	0	0	0	0	0	0	19	0	0	0	0	0	19
	2	0	0	0	0	0	0	0	0	9	0	0	0	0	0	9
	3	0	0	0	0	0	0	0	0	24	0	0	0	0	0	24
	4	0	0	0	0	0	0	0	0	59	0	0	0	0	0	59
	5	0	0	0	0	0	0	0	0	74	0	0	0	0	0	74
	6	0	0	0	0	0	0	0	0	126	0	0	0	0	0	126
A great deal	7	0	0	0	0	0	0	0	0	327	0	0	0	0	0	327
Don't know	8	0	0	0	0	0	0	0	0	0	0	0	0	0	0	0
Refuse	9	0	0	0	0	0	0	0	0	11	0	0	0	0	0	11
Not applicable	IAP	13626	354	7542	353	5907	10334	2817	2765	2163	4510	2023	2044	1974	2538	58950

C. Changed your goals in life

[VAR: RELALT3]

<u>RESPONSE</u>	<u>PUNCH</u>	<u>YEAR</u>														
		<u>1972-82</u>	<u>1982B</u>	<u>1983-87</u>	<u>1987B</u>	<u>1988-91</u>	<u>1993-98</u>	<u>2000</u>	<u>2002</u>	<u>2004</u>	<u>2006</u>	<u>2008</u>	<u>2010</u>	<u>2012</u>	<u>2014</u>	<u>ALL</u>
Not at all	1	0	0	0	0	0	0	0	0	72	0	0	0	0	0	72
	2	0	0	0	0	0	0	0	0	28	0	0	0	0	0	28
	3	0	0	0	0	0	0	0	0	35	0	0	0	0	0	35
	4	0	0	0	0	0	0	0	0	86	0	0	0	0	0	86
	5	0	0	0	0	0	0	0	0	111	0	0	0	0	0	111
	6	0	0	0	0	0	0	0	0	84	0	0	0	0	0	84
A great deal	7	0	0	0	0	0	0	0	0	219	0	0	0	0	0	219
Don't know	8	0	0	0	0	0	0	0	0	3	0	0	0	0	0	3
Refuse	9	0	0	0	0	0	0	0	0	11	0	0	0	0	0	11
Not applicable	IAP	13626	354	7542	353	5907	10334	2817	2765	2163	4510	2023	2044	1974	2538	58950

D. Positively affected your relations with other people

[VAR: RELALT4]

<u>RESPONSE</u>	<u>PUNCH</u>	<u>YEAR</u>														
		<u>1972-82</u>	<u>1982B</u>	<u>1983-87</u>	<u>1987B</u>	<u>1988-91</u>	<u>1993-98</u>	<u>2000</u>	<u>2002</u>	<u>2004</u>	<u>2006</u>	<u>2008</u>	<u>2010</u>	<u>2012</u>	<u>2014</u>	<u>ALL</u>
Not at all	1	0	0	0	0	0	0	0	0	42	0	0	0	0	0	42
	2	0	0	0	0	0	0	0	0	15	0	0	0	0	0	15
	3	0	0	0	0	0	0	0	0	18	0	0	0	0	0	18
	4	0	0	0	0	0	0	0	0	62	0	0	0	0	0	62
	5	0	0	0	0	0	0	0	0	103	0	0	0	0	0	103
	6	0	0	0	0	0	0	0	0	122	0	0	0	0	0	122
A great deal	7	0	0	0	0	0	0	0	0	274	0	0	0	0	0	274
Don't know	8	0	0	0	0	0	0	0	0	1	0	0	0	0	0	1
Refuse	9	0	0	0	0	0	0	0	0	12	0	0	0	0	0	12
Not applicable	IAP	13626	354	7542	353	5907	10334	2817	2765	2163	4510	2023	2044	1974	2538	58950

E. Changed your day-to-day activities

[VAR: RELALT5]

<u>RESPONSE</u>	<u>PUNCH</u>	<u>YEAR</u>														
		<u>1972-82</u>	<u>1982B</u>	<u>1983-87</u>	<u>1987B</u>	<u>1988-91</u>	<u>1993-98</u>	<u>2000</u>	<u>2002</u>	<u>2004</u>	<u>2006</u>	<u>2008</u>	<u>2010</u>	<u>2012</u>	<u>2014</u>	<u>ALL</u>
Not at all	1	0	0	0	0	0	0	0	0	84	0	0	0	0	0	84
	2	0	0	0	0	0	0	0	0	34	0	0	0	0	0	34
	3	0	0	0	0	0	0	0	0	55	0	0	0	0	0	55
	4	0	0	0	0	0	0	0	0	102	0	0	0	0	0	102
	5	0	0	0	0	0	0	0	0	113	0	0	0	0	0	113
	6	0	0	0	0	0	0	0	0	83	0	0	0	0	0	83
A great deal	7	0	0	0	0	0	0	0	0	165	0	0	0	0	0	165
Don't know	8	0	0	0	0	0	0	0	0	1	0	0	0	0	0	1
Refuse	9	0	0	0	0	0	0	0	0	12	0	0	0	0	0	12
Not applicable	IAP	13626	354	7542	353	5907	10334	2817	2765	2163	4510	2023	2044	1974	2538	58950

F. Changed your life overall

[VAR: RELALT6]

<u>RESPONSE</u>	<u>PUNCH</u>	<u>YEAR</u>														
		<u>1972-82</u>	<u>1982B</u>	<u>1983-87</u>	<u>1987B</u>	<u>1988-91</u>	<u>1993-98</u>	<u>2000</u>	<u>2002</u>	<u>2004</u>	<u>2006</u>	<u>2008</u>	<u>2010</u>	<u>2012</u>	<u>2014</u>	<u>ALL</u>
Not at all	1	0	0	0	0	0	0	0	0	34	0	0	0	0	0	34
	2	0	0	0	0	0	0	0	0	16	0	0	0	0	0	16
	3	0	0	0	0	0	0	0	0	37	0	0	0	0	0	37
	4	0	0	0	0	0	0	0	0	57	0	0	0	0	0	57
	5	0	0	0	0	0	0	0	0	107	0	0	0	0	0	107
	6	0	0	0	0	0	0	0	0	112	0	0	0	0	0	112
A great deal	7	0	0	0	0	0	0	0	0	274	0	0	0	0	0	274
Don't know	8	0	0	0	0	0	0	0	0	1	0	0	0	0	0	1
Refuse	9	0	0	0	0	0	0	0	0	11	0	0	0	0	0	11
Not applicable	IAP	13626	354	7542	353	5907	10334	2817	2765	2163	4510	2023	2044	1974	2538	58950

REMARKS: Hand Card G1 contains 1-7

For questions ALLOFLFE-GODCLOSE: The list that follows includes items you may or may not experience. Please consider if and how often you have these experiences, and try to disregard whether you feel you should or should not have them. A number of items use the word 'God.' If this word is not a comfortable one, please substitute another idea that calls to mind the divine or holy for you.

You may experience the following in your daily life, if so how often.

1031. Experience a connection to all of life

HAND CARD I1

[VAR: ALLOFLFE]

<u>RESPONSE</u>	<u>PUNCH</u>	<u>YEAR</u>														
		<u>1972-82</u>	<u>1982B</u>	<u>1983-87</u>	<u>1987B</u>	<u>1988-91</u>	<u>1993-98</u>	<u>2000</u>	<u>2002</u>	<u>2004</u>	<u>2006</u>	<u>2008</u>	<u>2010</u>	<u>2012</u>	<u>2014</u>	<u>ALL</u>
Many times a day	1	0	0	0	0	0	0	0	0	173	0	0	0	0	0	173
Every day	2	0	0	0	0	0	0	0	0	368	0	0	0	0	0	368
Most days	3	0	0	0	0	0	0	0	0	285	0	0	0	0	0	285
Some days	4	0	0	0	0	0	0	0	0	182	0	0	0	0	0	182
Once in a while	5	0	0	0	0	0	0	0	0	161	0	0	0	0	0	161
Never or almost never	6	0	0	0	0	0	0	0	0	103	0	0	0	0	0	103
Don't know	8	0	0	0	0	0	0	0	0	49	0	0	0	0	0	49
No answer	9	0	0	0	0	0	0	0	0	19	0	0	0	0	0	19
Not applicable	IAP	13626	354	7542	353	5907	10334	2817	2765	1472	4510	2023	2044	1974	2538	58259

REMARKS: Hand Card I1 contains responses 1-6.

1032. During worship, or at other times when connecting with God, I feel joy which lifts me out of my daily concerns.

HAND
CARD I1

[VAR: JOYLIFTS]

RESPONSE	PUNCH	YEAR														
		1972-82	1982B	1983-87	1987B	1988-91	1993-98	2000	2002	2004	2006	2008	2010	2012	2014	ALL
Many times a day	1	0	0	0	0	0	0	0	0	181	0	0	0	0	0	181
Every day	2	0	0	0	0	0	0	0	0	260	0	0	0	0	0	260
Most days	3	0	0	0	0	0	0	0	0	275	0	0	0	0	0	275
Some days	4	0	0	0	0	0	0	0	0	207	0	0	0	0	0	207
Once in a while	5	0	0	0	0	0	0	0	0	194	0	0	0	0	0	194
Never or almost never	6	0	0	0	0	0	0	0	0	195	0	0	0	0	0	195
Don't know	8	0	0	0	0	0	0	0	0	9	0	0	0	0	0	9
No answer	9	0	0	0	0	0	0	0	0	19	0	0	0	0	0	19
Not applicable	IAP	13626	354	7542	353	5907	10334	2817	2765	1472	4510	2023	2044	1974	2538	58259

REMARKS: Hand Card I1 contains responses 1-6.

1033. A. I find strength in my religion or spirituality

HAND
CARD I1

[VAR: RELSPRT1]

RESPONSE	PUNCH	YEAR														
		1972-82	1982B	1983-87	1987B	1988-91	1993-98	2000	2002	2004	2006	2008	2010	2012	2014	ALL
Many times a day	1	0	0	0	0	0	0	0	0	252	0	0	0	0	0	252
Every day	2	0	0	0	0	0	0	0	0	387	0	0	0	0	0	387
Most days	3	0	0	0	0	0	0	0	0	238	0	0	0	0	0	238
Some days	4	0	0	0	0	0	0	0	0	135	0	0	0	0	0	135
Once in a while	5	0	0	0	0	0	0	0	0	146	0	0	0	0	0	146
Never or almost never	6	0	0	0	0	0	0	0	0	160	0	0	0	0	0	160
Don't know	8	0	0	0	0	0	0	0	0	6	0	0	0	0	0	6
No answer	9	0	0	0	0	0	0	0	0	16	0	0	0	0	0	16
Not applicable	IAP	13626	354	7542	353	5907	10334	2817	2765	1472	4510	2023	2044	1974	2538	58259

B. I find comfort in my religion or spirituality

[VAR: RELSPRT2]

RESPONSE	PUNCH	YEAR														
		1972-82	1982B	1983-87	1987B	1988-91	1993-98	2000	2002	2004	2006	2008	2010	2012	2014	ALL
Many times a day	1	0	0	0	0	0	0	0	0	254	0	0	0	0	0	254
Every day	2	0	0	0	0	0	0	0	0	422	0	0	0	0	0	422
Most days	3	0	0	0	0	0	0	0	0	244	0	0	0	0	0	244
Some days	4	0	0	0	0	0	0	0	0	118	0	0	0	0	0	118
Once in a while	5	0	0	0	0	0	0	0	0	143	0	0	0	0	0	143
Never or almost never	6	0	0	0	0	0	0	0	0	136	0	0	0	0	0	136
Don't know	8	0	0	0	0	0	0	0	0	7	0	0	0	0	0	7
No answer	9	0	0	0	0	0	0	0	0	16	0	0	0	0	0	16
Not applicable	IAP	13626	354	7542	353	5907	10334	2817	2765	1472	4510	2023	2044	1974	2538	58259

REMARKS: Hand Card I1 contains responses 1-6.

1034. I ask for God's help in the midst of daily activities.

HAND CARD I1

[VAR: GODHELP]

RESPONSE	PUNCH	YEAR														
		1972-82	1982B	1983-87	1987B	1988-91	1993-98	2000	2002	2004	2006	2008	2010	2012	2014	ALL
Many times a day	1	0	0	0	0	0	0	0	0	298	0	0	0	0	0	298
Every day	2	0	0	0	0	0	0	0	0	319	0	0	0	0	0	319
Most days	3	0	0	0	0	0	0	0	0	163	0	0	0	0	0	163
Some days	4	0	0	0	0	0	0	0	0	191	0	0	0	0	0	191
Once in a while	5	0	0	0	0	0	0	0	0	170	0	0	0	0	0	170
Never or almost never	6	0	0	0	0	0	0	0	0	180	0	0	0	0	0	180
Don't know	8	0	0	0	0	0	0	0	0	4	0	0	0	0	0	4
No answer	9	0	0	0	0	0	0	0	0	15	0	0	0	0	0	15
Not applicable	IAP	13626	354	7542	353	5907	10334	2817	2765	1472	4510	2023	2044	1974	2538	58259

REMARKS: Hand Card I1 contains responses 1-6

1035. I feel guided by God in the midst of daily activities.

HAND CARD I1

[VAR: GODGUIDE]

RESPONSE	PUNCH	YEAR														
		1972-82	1982B	1983-87	1987B	1988-91	1993-98	2000	2002	2004	2006	2008	2010	2012	2014	ALL
Many times a day	1	0	0	0	0	0	0	0	0	225	0	0	0	0	0	225
Every day	2	0	0	0	0	0	0	0	0	336	0	0	0	0	0	336
Most days	3	0	0	0	0	0	0	0	0	181	0	0	0	0	0	181
Some days	4	0	0	0	0	0	0	0	0	181	0	0	0	0	0	181
Once in a while	5	0	0	0	0	0	0	0	0	179	0	0	0	0	0	179
Never or almost never	6	0	0	0	0	0	0	0	0	216	0	0	0	0	0	216
Don't know	8	0	0	0	0	0	0	0	0	6	0	0	0	0	0	6
No answer	9	0	0	0	0	0	0	0	0	16	0	0	0	0	0	16
Not applicable	IAP	13626	354	7542	353	5907	10334	2817	2765	1472	4510	2023	2044	1974	2538	58259

REMARKS: Hand Card I1 contains responses 1-6

1036. I feel God's love for me, directly.

HAND CARD I1

[VAR: GODLVDIR]

RESPONSE	PUNCH	YEAR														
		1972-82	1982B	1983-87	1987B	1988-91	1993-98	2000	2002	2004	2006	2008	2010	2012	2014	ALL
Many times a day	1	0	0	0	0	0	0	0	0	274	0	0	0	0	0	274
Every day	2	0	0	0	0	0	0	0	0	386	0	0	0	0	0	386
Most days	3	0	0	0	0	0	0	0	0	185	0	0	0	0	0	185
Some days	4	0	0	0	0	0	0	0	0	130	0	0	0	0	0	130
Once in a while	5	0	0	0	0	0	0	0	0	147	0	0	0	0	0	147
Never or almost never	6	0	0	0	0	0	0	0	0	195	0	0	0	0	0	195
Don't know	8	0	0	0	0	0	0	0	0	6	0	0	0	0	0	6
No answer	9	0	0	0	0	0	0	0	0	17	0	0	0	0	0	17
Not applicable	IAP	13626	354	7542	353	5907	10334	2817	2765	1472	4510	2023	2044	1974	2538	58259

REMARKS: Hand Card I1 contains responses 1-6

1037. I feel God's love for me, through others.

HAND
CARD I1

[VAR: GODLVOTH]

RESPONSE	PUNCH	YEAR														
		1972-82	1982B	1983-87	1987B	1988-91	1993-98	2000	2002	2004	2006	2008	2010	2012	2014	ALL
Many times a day	1	0	0	0	0	0	0	0	0	195	0	0	0	0	0	195
Every day	2	0	0	0	0	0	0	0	0	297	0	0	0	0	0	297
Most days	3	0	0	0	0	0	0	0	0	268	0	0	0	0	0	268
Some days	4	0	0	0	0	0	0	0	0	220	0	0	0	0	0	220
Once in a while	5	0	0	0	0	0	0	0	0	155	0	0	0	0	0	155
Never or almost never	6	0	0	0	0	0	0	0	0	173	0	0	0	0	0	173
Don't know	8	0	0	0	0	0	0	0	0	14	0	0	0	0	0	14
No answer	9	0	0	0	0	0	0	0	0	18	0	0	0	0	0	18
Not applicable	IAP	13626	354	7542	353	5907	10334	2817	2765	1472	4510	2023	2044	1974	2538	58259

REMARKS: Hand Card I1 contains responses 1-6

1038. I feel thankful for my blessings.

HAND
CARD I1

[VAR: BLESSNGS]

RESPONSE	PUNCH	YEAR														
		1972-82	1982B	1983-87	1987B	1988-91	1993-98	2000	2002	2004	2006	2008	2010	2012	2014	ALL
Many times a day	1	0	0	0	0	0	0	0	0	423	0	0	0	0	0	423
Every day	2	0	0	0	0	0	0	0	0	554	0	0	0	0	0	554
Most days	3	0	0	0	0	0	0	0	0	204	0	0	0	0	0	204
Some days	4	0	0	0	0	0	0	0	0	87	0	0	0	0	0	87
Once in a while	5	0	0	0	0	0	0	0	0	27	0	0	0	0	0	27
Never or almost never	6	0	0	0	0	0	0	0	0	28	0	0	0	0	0	28
Don't know	8	0	0	0	0	0	0	0	0	2	0	0	0	0	0	2
No answer	9	0	0	0	0	0	0	0	0	15	0	0	0	0	0	15
Not applicable	IAP	13626	354	7542	353	5907	10334	2817	2765	1472	4510	2023	2044	1974	2538	58259

REMARKS: Hand Card I1 contains responses 1-6

1039. I desire to be closer to God or in union with Him.

HAND CARD I1

[VAR: CLOSRGOD]

<u>RESPONSE</u>	<u>PUNCH</u>	<u>YEAR</u>														
		<u>1972-82</u>	<u>1982B</u>	<u>1983-87</u>	<u>1987B</u>	<u>1988-91</u>	<u>1993-98</u>	<u>2000</u>	<u>2002</u>	<u>2004</u>	<u>2006</u>	<u>2008</u>	<u>2010</u>	<u>2012</u>	<u>2014</u>	<u>ALL</u>
Many times a day	1	0	0	0	0	0	0	0	0	235	0	0	0	0	0	235
Every day	2	0	0	0	0	0	0	0	0	444	0	0	0	0	0	444
Most days	3	0	0	0	0	0	0	0	0	189	0	0	0	0	0	189
Some days	4	0	0	0	0	0	0	0	0	161	0	0	0	0	0	161
Once in a while	5	0	0	0	0	0	0	0	0	139	0	0	0	0	0	139
Never or almost never	6	0	0	0	0	0	0	0	0	144	0	0	0	0	0	144
Don't know	8	0	0	0	0	0	0	0	0	11	0	0	0	0	0	11
No answer	9	0	0	0	0	0	0	0	0	17	0	0	0	0	0	17
Not applicable	IAP	13626	354	7542	353	5907	10334	2817	2765	1472	4510	2023	2044	1974	2538	58259

REMARKS: Hand Card I1 contains responses 1-6

1040. In general, how close do you feel to God?

HAND CARD I2

[VAR: GODCLOSE]

<u>RESPONSE</u>	<u>PUNCH</u>	<u>YEAR</u>														
		<u>1972-82</u>	<u>1982B</u>	<u>1983-87</u>	<u>1987B</u>	<u>1988-91</u>	<u>1993-98</u>	<u>2000</u>	<u>2002</u>	<u>2004</u>	<u>2006</u>	<u>2008</u>	<u>2010</u>	<u>2012</u>	<u>2014</u>	<u>ALL</u>
Not at all close	1	0	0	0	0	0	0	0	0	143	0	0	0	0	0	143
Somewhat close	2	0	0	0	0	0	0	0	0	478	0	0	0	0	0	478
Very close	3	0	0	0	0	0	0	0	0	473	0	0	0	0	0	473
As close as possible	4	0	0	0	0	0	0	0	0	223	0	0	0	0	0	223
Don't know	8	0	0	0	0	0	0	0	0	6	0	0	0	0	0	6
No answer	9	0	0	0	0	0	0	0	0	17	0	0	0	0	0	17
Not applicable	IAP	13626	354	7542	353	5907	10334	2817	2765	1472	4510	2023	2044	1974	2538	58259

REMARKS: Hand Card I2 contains responses 1-4.

1041. To what extent to you agree or disagree with the following statements?

HAND CARD G3

A. The statutes and images in Catholic churches are idols.

[VAR: IDOLS]

RESPONSE	PUNCH	YEAR														
		1972-82	1982B	1983-87	1987B	1988-91	1993-98	2000	2002	2004	2006	2008	2010	2012	2014	ALL
Strongly agree	1	0	0	0	0	0	0	0	0	168	0	0	0	0	0	168
Agree	2	0	0	0	0	0	0	0	0	324	0	0	0	0	0	324
Neither agree nor disagree	3	0	0	0	0	0	0	0	0	448	0	0	0	0	0	448
Disagree	4	0	0	0	0	0	0	0	0	235	0	0	0	0	0	235
Strongly disagree	5	0	0	0	0	0	0	0	0	115	0	0	0	0	0	115
Don't know	8	0	0	0	0	0	0	0	0	30	0	0	0	0	0	30
No answer	9	0	0	0	0	0	0	0	0	17	0	0	0	0	0	17
Not applicable	IAP	13626	354	7542	353	5907	10334	2817	2765	1475	4510	2023	2044	1974	2538	58262

B. Catholic rosaries and holy medals are superstitious.

[VAR: ROSARIES]

RESPONSE	PUNCH	YEAR														
		1972-82	1982B	1983-87	1987B	1988-91	1993-98	2000	2002	2004	2006	2008	2010	2012	2014	ALL
Strongly agree	1	0	0	0	0	0	0	0	0	93	0	0	0	0	0	93
Agree	2	0	0	0	0	0	0	0	0	208	0	0	0	0	0	208
Neither agree nor disagree	3	0	0	0	0	0	0	0	0	436	0	0	0	0	0	436
Disagree	4	0	0	0	0	0	0	0	0	383	0	0	0	0	0	383
Strongly disagree	5	0	0	0	0	0	0	0	0	166	0	0	0	0	0	166
Don't know	8	0	0	0	0	0	0	0	0	33	0	0	0	0	0	33
No answer	9	0	0	0	0	0	0	0	0	18	0	0	0	0	0	18
Not applicable	IAP	13626	354	7542	353	5907	10334	2817	2765	1475	4510	2023	2044	1974	2538	58262

C. Catholics really are not permitted to think for themselves.

[VAR: NOTTHINK]

RESPONSE	PUNCH	YEAR														
		<u>1972-82</u>	<u>1982B</u>	<u>1983-87</u>	<u>1987B</u>	<u>1988-91</u>	<u>1993-98</u>	<u>2000</u>	<u>2002</u>	<u>2004</u>	<u>2006</u>	<u>2008</u>	<u>2010</u>	<u>2012</u>	<u>2014</u>	<u>ALL</u>
Strongly agree	1	0	0	0	0	0	0	0	0	55	0	0	0	0	0	55
Agree	2	0	0	0	0	0	0	0	0	182	0	0	0	0	0	182
Neither agree nor disagree	3	0	0	0	0	0	0	0	0	428	0	0	0	0	0	428
Disagree	4	0	0	0	0	0	0	0	0	428	0	0	0	0	0	428
Strongly disagree	5	0	0	0	0	0	0	0	0	187	0	0	0	0	0	187
Don't know	8	0	0	0	0	0	0	0	0	39	0	0	0	0	0	39
No answer	9	0	0	0	0	0	0	0	0	18	0	0	0	0	0	18
Not applicable	IAP	13626	354	7542	353	5907	10334	2817	2765	1475	4510	2023	2044	1974	2538	58262

REMARKS: Hand Card G3 contains responses 1-5.

**The 2004 Topical Module: Women and Alcohol
(Qs EVDRINK-DRINKMIN)**

1042. Was there ever a time when you drank any alcoholic beverages?

[VAR: EVDRINK]

<u>RESPONSE</u>	<u>PUNCH</u>	<u>YEAR</u>														
		<u>1972-82</u>	<u>1982B</u>	<u>1983-87</u>	<u>1987B</u>	<u>1988-91</u>	<u>1993-98</u>	<u>2000</u>	<u>2002</u>	<u>2004</u>	<u>2006</u>	<u>2008</u>	<u>2010</u>	<u>2012</u>	<u>2014</u>	<u>ALL</u>
Yes	1	0	0	0	0	0	0	0	0	669	0	0	0	0	0	669
No	2	0	0	0	0	0	0	0	0	139	0	0	0	0	0	139
No answer	9	0	0	0	0	0	0	0	0	8	0	0	0	0	0	8
Not applicable	IAP	13626	354	7542	353	5907	10334	2817	2765	1996	4510	2023	2044	1974	2538	58783

REMARKS: This question was asked only to women respondents

IF YES, GO TO DRINKYR. IF NO, GO TO DRINKMAX.

1043. A. Thinking back over the last 12 months, about how regularly did you drink alcoholic beverages? Would you say that it was . . . READ OPTIONS DRINKYR

HAND CARD F1

[VAR: DRINKYR]

<u>RESPONSE</u>	<u>PUNCH</u>	<u>YEAR</u>														
		<u>1972-82</u>	<u>1982B</u>	<u>1983-87</u>	<u>1987B</u>	<u>1988-91</u>	<u>1993-98</u>	<u>2000</u>	<u>2002</u>	<u>2004</u>	<u>2006</u>	<u>2008</u>	<u>2010</u>	<u>2012</u>	<u>2014</u>	<u>ALL</u>
Never in those 12 months	1	0	0	0	0	0	0	0	0	65	0	0	0	0	0	65
1 to 3 times in 12 months	2	0	0	0	0	0	0	0	0	57	0	0	0	0	0	57
4 to 7 times in 12 months	3	0	0	0	0	0	0	0	0	33	0	0	0	0	0	33
8 to 11 times in 12 months	4	0	0	0	0	0	0	0	0	30	0	0	0	0	0	30
1 to 3 times a month	5	0	0	0	0	0	0	0	0	65	0	0	0	0	0	65
Once or twice a week	6	0	0	0	0	0	0	0	0	33	0	0	0	0	0	33
3 to 4 times a week	7	0	0	0	0	0	0	0	0	16	0	0	0	0	0	16
5 times a week or more	8	0	0	0	0	0	0	0	0	11	0	0	0	0	0	11
No answer	9	0	0	0	0	0	0	0	0	1	0	0	0	0	0	1
Not applicable	IAP	13626	354	7542	353	5907	10334	2817	2765	2501	4510	2023	2044	1974	2538	59288

REMARKS: There are a small number of inconsistent responses to the preceding items on alcohol consumption during the last year (e.g. reporting drinking 1-3 times a year on DRINKYR and drinking 4 or more times on DRINK6UP). These have been retained so researchers can examine these discrepancies. Hand Card F1 contained responses 1-8. This question was asked only to women respondents.

B. Again, as you think back over the last 12 months, about how many drinks would you have on a typical day when you drank?

PROBE IF NECESSARY: Would it have been 5 or more?

[VAR: DRINKDAY]

<u>RESPONSE</u>	<u>PUNCH</u>	<u>YEAR</u>														
		<u>1972-82</u>	<u>1982B</u>	<u>1983-87</u>	<u>1987B</u>	<u>1988-91</u>	<u>1993-98</u>	<u>2000</u>	<u>2002</u>	<u>2004</u>	<u>2006</u>	<u>2008</u>	<u>2010</u>	<u>2012</u>	<u>2014</u>	<u>ALL</u>
1	1	0	0	0	0	0	0	0	0	119	0	0	0	0	0	119
2	2	0	0	0	0	0	0	0	0	66	0	0	0	0	0	66
3	3	0	0	0	0	0	0	0	0	27	0	0	0	0	0	27
4	4	0	0	0	0	0	0	0	0	12	0	0	0	0	0	12
5	5	0	0	0	0	0	0	0	0	8	0	0	0	0	0	8
6	6	0	0	0	0	0	0	0	0	5	0	0	0	0	0	5
7	7	0	0	0	0	0	0	0	0	4	0	0	0	0	0	4
8	8	0	0	0	0	0	0	0	0	1	0	0	0	0	0	1
Nine or More	9+	0	0	0	0	0	0	0	0	1	0	0	0	0	0	1
Don't know	98	0	0	0	0	0	0	0	0	2	0	0	0	0	0	2
No Answer	99	0	0	0	0	0	0	0	0	3	0	0	0	0	0	3
Not Applicable	IAP	13626	354	7542	353	5907	10334	2817	2765	2564	4510	2023	2044	1974	2538	59351

1044. Now I would like to ask you some questions about your use of alcoholic beverages during the last 12 months. How often did you have 6 or more drinks of wine, beer, or liquor in a single day? (REFERENCES AS NEEDED: that would be a bottle or more of wine/more than 2 quarts of beer/a half pint or more of liquor.)

HAND CARD F1

[VAR: DRINK6UP]

<u>RESPONSE</u>	<u>PUNCH</u>	<u>YEAR</u>														
		<u>1972-82</u>	<u>1982B</u>	<u>1983-87</u>	<u>1987B</u>	<u>1988-91</u>	<u>1993-98</u>	<u>2000</u>	<u>2002</u>	<u>2004</u>	<u>2006</u>	<u>2008</u>	<u>2010</u>	<u>2012</u>	<u>2014</u>	<u>ALL</u>
Never in those 12 months	1	0	0	0	0	0	0	0	0	163	0	0	0	0	0	163
1 to 3 times in 12 months	2	0	0	0	0	0	0	0	0	42	0	0	0	0	0	42
4 to 7 times in 12 months	3	0	0	0	0	0	0	0	0	8	0	0	0	0	0	8
8 to 11 times in 12 months	4	0	0	0	0	0	0	0	0	3	0	0	0	0	0	3
1 to 3 times a month	5	0	0	0	0	0	0	0	0	19	0	0	0	0	0	19
Once or twice a week	6	0	0	0	0	0	0	0	0	5	0	0	0	0	0	5
3 to 4 times a week	7	0	0	0	0	0	0	0	0	4	0	0	0	0	0	4
5 times a week or more	8	0	0	0	0	0	0	0	0	1	0	0	0	0	0	1
No answer	99	0	0	0	0	0	0	0	0	3	0	0	0	0	0	3
Not applicable	IAP	13626	354	7542	353	5907	10334	2817	2765	2564	4510	2023	2044	1974	2538	59351

REMARKS: There are a small number of inconsistent responses to the preceding items on alcohol consumption during the last year (e.g. reporting drinking 1-3 times a year on DRINKYR and drinking 4 or more times on DRINK6UP). These have been retained so researchers can examine these discrepancies. The next few questions are about how much wine, beer, and liquor you may have had during the last 12 months. When we say one drink, we mean a can, bottle, or glass of beer; a glass of wine, or any drink containing liquor of any kind. Hand Card F1 contained responses 1-8. This question was asked only to women respondents.

1045. Think of all kinds of alcoholic beverages combined, that is, any combination of cans, bottles or glasses of beer; glasses of wine; or drinks containing liquor of any kind. During the last 12 months, what is the largest number of drinks you had on any single day? Was it:

HAND CARD F2

[VAR: DRINKMAX]

RESPONSE	PUNCH	YEAR														ALL
		1972-82	1982B	1983-87	1987B	1988-91	1993-98	2000	2002	2004	2006	2008	2010	2012	2014	
Did not drink at all in the last 12 months	0	0	0	0	0	0	0	0	0	69	0	0	0	0	0	69
At least a sip, but less than one full drink	1	0	0	0	0	0	0	0	0	26	0	0	0	0	0	26
At least 1, but less than 3 drinks	2	0	0	0	0	0	0	0	0	130	0	0	0	0	0	130
At least 3, but less than 5 drinks	3	0	0	0	0	0	0	0	0	69	0	0	0	0	0	69
At least 5, but less than 8 drinks	4	0	0	0	0	0	0	0	0	34	0	0	0	0	0	34
At least 8, but less than 12 drinks	5	0	0	0	0	0	0	0	0	11	0	0	0	0	0	11
At least 12, but less than 20 drinks	6	0	0	0	0	0	0	0	0	15	0					15
20 or more drinks in a single day	7	0	0	0	0	0	0	0	0	2	0	0	0	0	0	2
Don't know	98	0	0	0	0	0	0	0	0	1	0	0	0	0	0	1
No answer	99	0	0	0	0	0	0	0	0	7	0	0	0	0	0	7
Not applicable	IAP	13626	354	7542	353	5907	10334	2817	2765	2448	4510	2023	2044	1974	2538	59235

IF RESPONDENT DID NOT DRINK AT ALL IN THE LAST 12 MONTHS, GO TO Q. 4F

IF RESPONDENT DRANK AT LEAST A SIP, BUT LESS THAN ONE FULL DRINK, GO TO DRINKMIN

IF RESPONDENT DRANK AT LEAST 1, BUT LESS THAN 3 DRINKS, GO TO DRINK1-DRINKMIN

IF RESPONDENT DRANK AT LEAST 3, BUT LESS THAN 5 DRINKS, GO TO DRINK3-DRINKMIN

IF RESPONDENT DRANK AT LEAST 5, BUT LESS THAN 8 DRINKS, GO TO DRINK5-DRINKMIN

IF RESPONDENT DRANK AT LEAST 12, BUT LESS THAN 20 DRINKS, GO TO GO TO DRINK8-DRINKMIN

IF RESPONDENT DRANK 20 OR MORE DRINKS IN A SINGLE DAY, GO TO GO TO DRINK12-DRINKMIN

IF RESPONDENT DOESN'T KNOW, GO TO DRINK12-DRINKMIN

IF RESPONDENT DID NOT ANSWER OR REFUSED, GO TO DRINK12-DRINKMIN

REMARKS: There are a small number of inconsistent responses to the preceding items on alcohol consumption during the last year (e.g. reporting drinking 1-3 times a year on DRINKYR and drinking 4 or more times on DRINK6UP). These have been retained so researchers can examine these discrepancies. Hand Card F2 contains responses 0-7. This question was asked only to women respondents

1046. A. During the last 12 months, how often did you have at least 12, but less than 20 drinks of any kind of alcoholic beverage in a single day, that is any combination of cans, bottles or glasses of beer, glasses of wine, or drinks containing liquor of any kind. Was it:

HAND CARD F3

[VAR: DRINK12]

<u>RESPONSE</u>	<u>PUNCH</u>	<u>YEAR</u>														
		<u>1972-82</u>	<u>1982B</u>	<u>1983-87</u>	<u>1987B</u>	<u>1988-91</u>	<u>1993-98</u>	<u>2000</u>	<u>2002</u>	<u>2004</u>	<u>2006</u>	<u>2008</u>	<u>2010</u>	<u>2012</u>	<u>2014</u>	<u>ALL</u>
Never in the last 12 months	1	0	0	0	0	0	0	0	0	0	0	0	0	0	0	0
Once in the last 12 months	2	0	0	0	0	0	0	0	0	1	0	0	0	0	0	1
Twice in the last 12 months	3	0	0	0	0	0	0	0	0	6	0	0	0	0	0	6
Three to six times in the last 12 months	4	0	0	0	0	0	0	0	0	3	0	0	0	0	0	3
Seven to eleven times in the last 12 months	5	0	0	0	0	0	0	0	0	1	0	0	0	0	0	1
One to three times a month	6	0	0	0	0	0	0	0	0	4	0	0	0	0	0	4
Once or twice a week	7	0	0	0	0	0	0	0	0	1	0	0	0	0	0	1
Three or four times a week	8	0	0	0	0	0	0	0	0	1	0	0	0	0	0	1
Every day or nearly every day	9	0	0	0	0	0	0	0	0	0	0	0	0	0	0	0
Don't Know	98	0	0	0	0	0	0	0	0	1	0	0	0	0	0	1
No answer	99	0	0	0	0	0	0	0	0	7	0	0	0	0	0	7
Not applicable	IAP	13626	354	7542	353	5907	10334	2817	2765	2787	4510	2023	2044	1974	2538	59574

REMARKS: This question was asked only to women respondents

- B. During the last 12 months, how often did you have at least 8, but less than 12 drinks of any kind of alcoholic beverage in a single day, that is any combination of cans, bottles or glasses of beer, glasses of wine, or drinks containing liquor of any kind. Was it:

[VAR: DRINK8]

<u>RESPONSE</u>	<u>PUNCH</u>	<u>YEAR</u>														
		<u>1972-82</u>	<u>1982B</u>	<u>1983-87</u>	<u>1987B</u>	<u>1988-91</u>	<u>1993-98</u>	<u>2000</u>	<u>2002</u>	<u>2004</u>	<u>2006</u>	<u>2008</u>	<u>2010</u>	<u>2012</u>	<u>2014</u>	<u>ALL</u>
Never in the last 12 months	1	0	0	0	0	0	0	0	0	1	0	0	0	0	0	1
Once in the last 12 months	2	0	0	0	0	0	0	0	0	3	0	0	0	0	0	3
Twice in the last 12 months	3	0	0	0	0	0	0	0	0	6	0	0	0	0	0	6
Three to six times in the last 12 months	4	0	0	0	0	0	0	0	0	5	0	0	0	0	0	5
Seven to eleven times in the last 12 months	5	0	0	0	0	0	0	0	0	4	0	0	0	0	0	4
One to three times a month	6	0	0	0	0	0	0	0	0	4	0	0	0	0	0	4
Once or twice a week	7	0	0	0	0	0	0	0	0	4	0	0	0	0	0	4
Three or four times a week	8	0	0	0	0	0	0	0	0	1	0	0	0	0	0	1
Every day or nearly every day	9	0	0	0	0	0	0	0	0	0	0	0	0	0	0	0
Don't know	98	0	0	0	0	0	0	0	0	1	0	0	0	0	0	1
No answer	99	0	0	0	0	0	0	0	0	7	0	0	0	0	0	7
Not applicable	IAP	13626	354	7542	353	5907	10334	2817	2765	2776	4510	2023	2044	1974	2538	59563

REMARKS: This question was asked only to women respondents

- C. During the last 12 months, how often did you have at least 5, but less than 8 drinks of any kind of alcoholic beverage in a single day, that is any combination of cans, bottles or glasses of beer, glasses of wine, or drinks containing liquor of any kind. Was it:

[VAR: DRINK5]

<u>RESPONSE</u>	<u>PUNCH</u>	<u>YEAR</u>														
		<u>1972-82</u>	<u>1982B</u>	<u>1983-87</u>	<u>1987B</u>	<u>1988-91</u>	<u>1993-98</u>	<u>2000</u>	<u>2002</u>	<u>2004</u>	<u>2006</u>	<u>2008</u>	<u>2010</u>	<u>2012</u>	<u>2014</u>	<u>ALL</u>
Never in the last 12 months	1	0	0	0	0	0	0	0	0	4	0	0	0	0	0	4
Once in the last 12 months	2	0	0	0	0	0	0	0	0	5	0	0	0	0	0	5
Twice in the last 12 months	3	0	0	0	0	0	0	0	0	12	0	0	0	0	0	12
Three to six times in the last 12 months	4	0	0	0	0	0	0	0	0	11	0	0	0	0	0	11
Seven to eleven times in the last 12 months	5	0	0	0	0	0	0	0	0	7	0	0	0	0	0	7
One to three times a month	6	0	0	0	0	0	0	0	0	10	0	0	0	0	0	10
Once or twice a week	7	0	0	0	0	0	0	0	0	11	0	0	0	0	0	11
Three or four times a week	8	0	0	0	0	0	0	0	0	1	0	0	0	0	0	1
Every day or nearly every day	9	0	0	0	0	0	0	0	0	0	0	0	0	0	0	0
Don't know	98	0	0	0	0	0	0	0	0	2	0	0	0	0	0	2
No answer	99	0	0	0	0	0	0	0	0	7	0	0	0	0	0	7
Not applicable	IAP	13626	354	7542	353	5907	10334	2817	2765	2742	4510	2023	2044	1974	2538	59529

REMARKS: This question was asked only to women respondents

- D. During the last 12 months, how often did you have at least 3, but less than 5 drinks of any kind of alcoholic beverage in a single day, that is any combination of cans, bottles or glasses of beer, glasses of wine, or drinks containing liquor of any kind. Was it:

[VAR: DRINK3]

<u>RESPONSE</u>	<u>PUNCH</u>	<u>YEAR</u>														
		<u>1972-82</u>	<u>1982B</u>	<u>1983-87</u>	<u>1987B</u>	<u>1988-91</u>	<u>1993-98</u>	<u>2000</u>	<u>2002</u>	<u>2004</u>	<u>2006</u>	<u>2008</u>	<u>2010</u>	<u>2012</u>	<u>2014</u>	<u>ALL</u>
Never in the last 12 months	1	0	0	0	0	0	0	0	0	6	0	0	0	0	0	6
Once in the last 12 months	2	0	0	0	0	0	0	0	0	11	0	0	0	0	0	11
Twice in the last 12 months	3	0	0	0	0	0	0	0	0	20	0	0	0	0	0	20
Three to six times in the last 12 months	4	0	0	0	0	0	0	0	0	30	0	0	0	0	0	30
Seven to eleven times in the last 12 months	5	0	0	0	0	0	0	0	0	13	0	0	0	0	0	13
One to three times a month	6	0	0	0	0	0	0	0	0	28	0	0	0	0	0	28
Once or twice a week	7	0	0	0	0	0	0	0	0	18	0	0	0	0	0	18
Three or four times a week	8	0	0	0	0	0	0	0	0	3	0	0	0	0	0	3
Every day or nearly every day	9	0	0	0	0	0	0	0	0	1	0	0	0	0	0	1
Don't know	98	0	0	0	0	0	0	0	0	2	0	0	0	0	0	2
No answer	99	0	0	0	0	0	0	0	0	7	0	0	0	0	0	7
Not applicable	IAP	13626	354	7542	353	5907	10334	2817	2765	2673	4510	2023	2044	1974	2538	59460

REMARKS: This question was asked only to women respondents

- E. During the last 12 months, how often did you have at least 1, but less than 3, drinks of any kind of alcoholic beverage in a single day, that is any combination of cans, bottles or glasses of beer, glasses of wine, or drinks containing liquor of any kind. Was it:

[VAR: DRINK1]

<u>RESPONSE</u>	<u>PUNCH</u>	<u>YEAR</u>														
		<u>1972-82</u>	<u>1982B</u>	<u>1983-87</u>	<u>1987B</u>	<u>1988-91</u>	<u>1993-98</u>	<u>2000</u>	<u>2002</u>	<u>2004</u>	<u>2006</u>	<u>2008</u>	<u>2010</u>	<u>2012</u>	<u>2014</u>	<u>ALL</u>
Never in the last 12 months	1	0	0	0	0	0	0	0	0	7	0	0	0	0	0	7
Once in the last 12 months	2	0	0	0	0	0	0	0	0	27	0	0	0	0	0	27
Twice in the last 12 months	3	0	0	0	0	0	0	0	0	32	0	0	0	0	0	32
Three to six times in the last 12 months	4	0	0	0	0	0	0	0	0	57	0	0	0	0	0	57
Seven to eleven times in the last 12 months	5	0	0	0	0	0	0	0	0	26	0	0	0	0	0	26
One to three times a month	6	0	0	0	0	0	0	0	0	56	0	0	0	0	0	56
Once or twice a week	7	0	0	0	0	0	0	0	0	33	0	0	0	0	0	33
Three or four times a week	8	0	0	0	0	0	0	0	0	12	0	0	0	0	0	12
Every day or nearly every day	9	0	0	0	0	0	0	0	0	9	0	0	0	0	0	9
Don't know	98	0	0	0	0	0	0	0	0	3	0	0	0	0	0	3
No answer	99	0	0	0	0	0	0	0	0	7	0	0	0	0	0	7
Not applicable	IAP	13626	354	7542	353	5907	10334	2817	2765	2543	4510	2023	2044	1974	2538	59330

REMARKS: This question was asked only to women respondents

F. During the last 12 months, how often did you have at least a sip, but less than one full drink of any kind of alcoholic beverage in a single day, that is, beer, wine, or a drink containing liquor of any kind. Was it:

[VAR: DRINKMIN]

<u>RESPONSE</u>	<u>PUNCH</u>	<u>YEAR</u>														
		<u>1972-82</u>	<u>1982B</u>	<u>1983-87</u>	<u>1987B</u>	<u>1988-91</u>	<u>1993-98</u>	<u>2000</u>	<u>2002</u>	<u>2004</u>	<u>2006</u>	<u>2008</u>	<u>2010</u>	<u>2012</u>	<u>2014</u>	<u>ALL</u>
Never in the last 12 months	1	0	0	0	0	0	0	0	0	133	0	0	0	0	0	133
Once in the last 12 months	2	0	0	0	0	0	0	0	0	37	0	0	0	0	0	37
Twice in the last 12 months	3	0	0	0	0	0	0	0	0	32	0	0	0	0	0	32
Three to six times in the last 12 months	4	0	0	0	0	0	0	0	0	43	0	0	0	0	0	43
Seven to eleven times in the last 12 months	5	0	0	0	0	0	0	0	0	15	0	0	0	0	0	15
One to three times a month	6	0	0	0	0	0	0	0	0	37	0	0	0	0	0	37
Once or twice a week	7	0	0	0	0	0	0	0	0	31	0	0	0	0	0	31
Three or four times a week	8	0	0	0	0	0	0	0	0	16	0	0	0	0	0	16
Every day or nearly every day	9	0	0	0	0	0	0	0	0	7	0	0	0	0	0	7
Don't know	98	0	0	0	0	0	0	0	0	6	0	0	0	0	0	6
No answer	99	0	0	0	0	0	0	0	0	7	0	0	0	0	0	7
Not applicable	IAP	13626	354	7542	353	5907	10334	2817	2765	2448	4510	2023	2044	1974	2538	59235

REMARKS: There are a small number of inconsistent responses to the preceding items on alcohol consumption during the last year (e.g. reporting drinking 1-3 times a year on DRINKYR and drinking 4 or more times on DRINK6UP). These have been retained so researchers can examine these discrepancies. Hand Card F3 contains responses 1-9. This question was asked only to women respondents

**The 2004 Topical Module: Voluntary Associations/Social Networks
(CHURCHTX-RELNEG)**

IF R belongs to Church-affiliated groups (Answered "Yes" to MEMCHURH), then ask CHURCHTX, or else go to INFRMGRP

1047. Besides belonging to a congregation or religion, do you belong to any church-related groups such as a fellowship or study groups, a choir, board, or committee?

[VAR CHURCHTX]

<u>RESPONSE</u>	<u>PUNCH</u>	<u>YEAR</u>														
		<u>1972-82</u>	<u>1982B</u>	<u>1983-87</u>	<u>1987B</u>	<u>1988-91</u>	<u>1993-98</u>	<u>2000</u>	<u>2002</u>	<u>2004</u>	<u>2006</u>	<u>2008</u>	<u>2010</u>	<u>2012</u>	<u>2014</u>	<u>ALL</u>
Yes	1	0	0	0	0	0	0	0	0	239	0	0	0	0	0	239
No	2	0	0	0	0	0	0	0	0	215	0	0	0	0	0	215
Don't know	98	0	0	0	0	0	0	0	0	1	0	0	0	0	0	1
No answer	99	0	0	0	0	0	0	0	0	5	0	0	0	0	0	5
Not applicable (Punch 2 in MEMCHURH)	IAP	13626	354	7542	353	5907	10334	2817	2765	2352	4510	2023	2044	1974	2538	59139

1048. Are there any activities that you do with the same group of people on a regular basis even if the group doesn't have a name such as a bridge group, exercise group, or a group that meets to discuss individual or community problems?

[VAR: INFRMGRP]

<u>RESPONSE</u>	<u>PUNCH</u>	<u>YEAR</u>														
		<u>1972-82</u>	<u>1982B</u>	<u>1983-87</u>	<u>1987B</u>	<u>1988-91</u>	<u>1993-98</u>	<u>2000</u>	<u>2002</u>	<u>2004</u>	<u>2006</u>	<u>2008</u>	<u>2010</u>	<u>2012</u>	<u>2014</u>	<u>ALL</u>
Yes	1	0	0	0	0	0	0	0	0	394	0	0	0	0	0	394
No	2	0	0	0	0	0	0	0	0	1071	0	0	0	0	0	1071
Don't know	8	0	0	0	0	0	0	0	0	1	0	0	0	0	0	1
No answer	9	0	0	0	0	0	0	0	0	6	0	0	0	0	0	6
Not applicable	IAP	13626	354	7542	353	5907	10334	2817	2765	1340	4510	2023	2044	1974	2538	58127

TYPFRAT-TYPOTHER are follow-ups to MEMFRAT-MEMOTHER. For each "YES" recorded in MEMFRAT-MEMOTHER, the corresponding question in TYPFRAT-TYPOTHER was asked.

1049. A. Do you belong to more than one fraternal group?

[VAR: TYPFRAT]

RESPONSE	PUNCH	YEAR														
		<u>1972-82</u>	<u>1982B</u>	<u>1983-87</u>	<u>1987B</u>	<u>1988-91</u>	<u>1993-98</u>	<u>2000</u>	<u>2002</u>	<u>2004</u>	<u>2006</u>	<u>2008</u>	<u>2010</u>	<u>2012</u>	<u>2014</u>	<u>ALL</u>
Yes	1	0	0	0	0	0	0	0	0	19	0	0	0	0	0	19
No	2	0	0	0	0	0	0	0	0	80	0	0	0	0	0	80
Don't know	8	0	0	0	0	0	0	0	0	0	0	0	0	0	0	0
No answer	9	0	0	0	0	0	0	0	0	6	0	0	0	0	0	6
Not applicable (Punch 2 in MEMFRAT)	IAP	13626	354	7542	353	5907	10334	2817	2765	2707	4510	2023	2044	1974	2538	59494

B. Do you belong to more than one service club?

[VAR: TYPSESV]

RESPONSE	PUNCH	YEAR														
		<u>1972-82</u>	<u>1982B</u>	<u>1983-87</u>	<u>1987B</u>	<u>1988-91</u>	<u>1993-98</u>	<u>2000</u>	<u>2002</u>	<u>2004</u>	<u>2006</u>	<u>2008</u>	<u>2010</u>	<u>2012</u>	<u>2014</u>	<u>ALL</u>
Yes	1	0	0	0	0	0	0	0	0	32	0	0	0	0	0	32
No	2	0	0	0	0	0	0	0	0	108	0	0	0	0	0	108
Don't know	8	0	0	0	0	0	0	0	0	0	0	0	0	0	0	0
No answer	9	0	0	0	0	0	0	0	0	6	0	0	0	0	0	6
Not applicable (Punch 2 in MEMSERV)	IAP	13626	354	7542	353	5907	10334	2817	2765	2666	4510	2023	2044	1974	2538	59453

C. Do you belong to more than one veterans' club?

[VAR: TYPVET]

RESPONSE	PUNCH	YEAR														
		<u>1972-82</u>	<u>1982B</u>	<u>1983-87</u>	<u>1987B</u>	<u>1988-91</u>	<u>1993-98</u>	<u>2000</u>	<u>2002</u>	<u>2004</u>	<u>2006</u>	<u>2008</u>	<u>2010</u>	<u>2012</u>	<u>2014</u>	<u>ALL</u>
Yes	1	0	0	0	0	0	0	0	0	10	0	0	0	0	0	10
No	2	0	0	0	0	0	0	0	0	67	0	0	0	0	0	67
Don't know	8	0	0	0	0	0	0	0	0	0	0	0	0	0	0	0
No answer	9	0	0	0	0	0	0	0	0	6	0	0	0	0	0	6
Not applicable (Punch 2 in MEMVET)	IAP	13626	354	7542	353	5907	10334	2817	2765	2729	4510	2023	2044	1974	2538	59516

D. Do you belong to more than one political club?

[VAR: TYPPOLIT]

<u>RESPONSE</u>	<u>PUNCH</u>	<u>YEAR</u>														
		<u>1972-82</u>	<u>1982B</u>	<u>1983-87</u>	<u>1987B</u>	<u>1988-91</u>	<u>1993-98</u>	<u>2000</u>	<u>2002</u>	<u>2004</u>	<u>2006</u>	<u>2008</u>	<u>2010</u>	<u>2012</u>	<u>2014</u>	<u>ALL</u>
Yes	1	0	0	0	0	0	0	0	0	8	0	0	0	0	0	8
No	2	0	0	0	0	0	0	0	0	53	0	0	0	0	0	53
Don't know	8	0	0	0	0	0	0	0	0	1	0	0	0	0	0	1
No answer	9	0	0	0	0	0	0	0	0	6	0	0	0	0	0	6
Not applicable (Punch 2 in MEMPOLIT)	IAP	13626	354	7542	353	5907	10334	2817	2765	2744	4510	2023	2044	1974	2538	59531

E. Do you belong to more than one labor union?

[VAR: TYPUNION]

<u>RESPONSE</u>	<u>PUNCH</u>	<u>YEAR</u>														
		<u>1972-82</u>	<u>1982B</u>	<u>1983-87</u>	<u>1987B</u>	<u>1988-91</u>	<u>1993-98</u>	<u>2000</u>	<u>2002</u>	<u>2004</u>	<u>2006</u>	<u>2008</u>	<u>2010</u>	<u>2012</u>	<u>2014</u>	<u>ALL</u>
Yes	1	0	0	0	0	0	0	0	0	12	0	0	0	0	0	12
No	2	0	0	0	0	0	0	0	0	128	0	0	0	0	0	128
Don't know	8	0	0	0	0	0	0	0	0	0	0	0	0	0	0	0
No answer	9	0	0	0	0	0	0	0	0	6	0	0	0	0	0	6
Not applicable (Punch 2 in MEMUNION)	IAP	13626	354	7542	353	5907	10334	2817	2765	2666	4510	2023	2044	1974	2538	59453

F. Do you belong to more than one sport club?

[VAR: TYPSPORT]

<u>RESPONSE</u>	<u>PUNCH</u>	<u>YEAR</u>														
		<u>1972-82</u>	<u>1982B</u>	<u>1983-87</u>	<u>1987B</u>	<u>1988-91</u>	<u>1993-98</u>	<u>2000</u>	<u>2002</u>	<u>2004</u>	<u>2006</u>	<u>2008</u>	<u>2010</u>	<u>2012</u>	<u>2014</u>	<u>ALL</u>
Yes	1	0	0	0	0	0	0	0	0	65	0	0	0	0	0	65
No	2	0	0	0	0	0	0	0	0	179	0	0	0	0	0	179
Don't know	8	0	0	0	0	0	0	0	0	0	0	0	0	0	0	0
No answer	9	0	0	0	0	0	0	0	0	7	0	0	0	0	0	7
Not applicable (Punch 2 in MEMSPORT)	IAP	13626	354	7542	353	5907	10334	2817	2765	2561	4510	2023	2044	1974	2538	59348

G. Do you belong to more than one youth group?

[VAR: TYPYOUTH]

<u>RESPONSE</u>	<u>PUNCH</u>	<u>YEAR</u>														
		<u>1972-82</u>	<u>1982B</u>	<u>1983-87</u>	<u>1987B</u>	<u>1988-91</u>	<u>1993-98</u>	<u>2000</u>	<u>2002</u>	<u>2004</u>	<u>2006</u>	<u>2008</u>	<u>2010</u>	<u>2012</u>	<u>2014</u>	<u>ALL</u>
Yes	1	0	0	0	0	0	0	0	0	13	0	0	0	0	0	13
No	2	0	0	0	0	0	0	0	0	136	0	0	0	0	0	136
Don't know	8	0	0	0	0	0	0	0	0	1	0	0	0	0	0	1
No answer	9	0	0	0	0	0	0	0	0	6	0	0	0	0	0	6
Not applicable (Punch 2 in MEMYOUTH)	IAP	13626	354	7542	353	5907	10334	2817	2765	2656	4510	2023	2044	1974	2538	59443

H. Do you belong to more than one school service club?

[VAR: TYPSCHL]

<u>RESPONSE</u>	<u>PUNCH</u>	<u>YEAR</u>														
		<u>1972-82</u>	<u>1982B</u>	<u>1983-87</u>	<u>1987B</u>	<u>1988-91</u>	<u>1993-98</u>	<u>2000</u>	<u>2002</u>	<u>2004</u>	<u>2006</u>	<u>2008</u>	<u>2010</u>	<u>2012</u>	<u>2014</u>	<u>ALL</u>
Yes	1	0	0	0	0	0	0	0	0	20	0	0	0	0	0	20
No	2	0	0	0	0	0	0	0	0	183	0	0	0	0	0	183
Don't know	8	0	0	0	0	0	0	0	0	1	0	0	0	0	0	1
No answer	9	0	0	0	0	0	0	0	0	7	0	0	0	0	0	7
Not applicable (Punch 2 in MEMSCHL)	IAP	13626	354	7542	353	5907	10334	2817	2765	2601	4510	2023	2044	1974	2538	59388

I. Do you belong to more than one hobby or garden club?

[VAR: TYPHOBBY]

<u>RESPONSE</u>	<u>PUNCH</u>	<u>YEAR</u>														
		<u>1972-82</u>	<u>1982B</u>	<u>1983-87</u>	<u>1987B</u>	<u>1988-91</u>	<u>1993-98</u>	<u>2000</u>	<u>2002</u>	<u>2004</u>	<u>2006</u>	<u>2008</u>	<u>2010</u>	<u>2012</u>	<u>2014</u>	<u>ALL</u>
Yes	1	0	0	0	0	0	0	0	0	20	0	0	0	0	0	20
No	2	0	0	0	0	0	0	0	0	138	0	0	0	0	0	138
Don't know	8	0	0	0	0	0	0	0	0	0	0	0	0	0	0	0
No answer	9	0	0	0	0	0	0	0	0	6	0	0	0	0	0	6
Not applicable (Punch 2 MEMHOBBY)	IAP	13626	354	7542	353	5907	10334	2817	2765	2648	4510	2023	2044	1974	2538	59435

J. Do you belong to more than one school fraternity or sorority?

[VAR: TYPGREEK]

<u>RESPONSE</u>	<u>PUNCH</u>	<u>YEAR</u>														
		<u>1972-82</u>	<u>1982B</u>	<u>1983-87</u>	<u>1987B</u>	<u>1988-91</u>	<u>1993-98</u>	<u>2000</u>	<u>2002</u>	<u>2004</u>	<u>2006</u>	<u>2008</u>	<u>2010</u>	<u>2012</u>	<u>2014</u>	<u>ALL</u>
Yes	1	0	0	0	0	0	0	0	0	2	0	0	0	0	0	2
No	2	0	0	0	0	0	0	0	0	57	0	0	0	0	0	57
Don't know	8	0	0	0	0	0	0	0	0	1	0	0	0	0	0	1
No answer	9	0	0	0	0	0	0	0	0	6	0	0	0	0	0	6
Not applicable (Punch 2 in MEMGREEK)	IAP	13626	354	7542	353	5907	10334	2817	2765	2746	4510	2023	2044	1974	2538	59533

K. Do you belong to more than one nationality club?

[VAR: TYPNAT]

<u>RESPONSE</u>	<u>PUNCH</u>	<u>YEAR</u>														
		<u>1972-82</u>	<u>1982B</u>	<u>1983-87</u>	<u>1987B</u>	<u>1988-91</u>	<u>1993-98</u>	<u>2000</u>	<u>2002</u>	<u>2004</u>	<u>2006</u>	<u>2008</u>	<u>2010</u>	<u>2012</u>	<u>2014</u>	<u>ALL</u>
Yes	1	0	0	0	0	0	0	0	0	2	0	0	0	0	0	2
No	2	0	0	0	0	0	0	0	0	36	0	0	0	0	0	36
Don't know	8	0	0	0	0	0	0	0	0	0	0	0	0	0	0	0
No answer	9	0	0	0	0	0	0	0	0	6	0	0	0	0	0	6
Not applicable (Punch 2 in MEMNAT)	IAP	13626	354	7542	353	5907	10334	2817	2765	2768	4510	2023	2044	1974	2538	59555

L. Do you belong to more than one farm organization?

[VAR: TYPFARM]

<u>RESPONSE</u>	<u>PUNCH</u>	<u>YEAR</u>														
		<u>1972-82</u>	<u>1982B</u>	<u>1983-87</u>	<u>1987B</u>	<u>1988-91</u>	<u>1993-98</u>	<u>2000</u>	<u>2002</u>	<u>2004</u>	<u>2006</u>	<u>2008</u>	<u>2010</u>	<u>2012</u>	<u>2014</u>	<u>ALL</u>
Yes	1	0	0	0	0	0	0	0	0	3	0	0	0	0	0	3
No	2	0	0	0	0	0	0	0	0	41	0	0	0	0	0	41
Don't know	8	0	0	0	0	0	0	0	0	0	0	0	0	0	0	0
No answer	9	0	0	0	0	0	0	0	0	5	0	0	0	0	0	5
Not applicable (Punch 2 in MEMFARM)	IAP	13626	354	7542	353	5907	10334	2817	2765	2763	4510	2023	2044	1974	2538	59550

M. Do you belong to more than one literary, art, discussion, or study group?

[VAR: TYPLIT]

<u>RESPONSE</u>	<u>PUNCH</u>	<u>YEAR</u>														
		<u>1972-82</u>	<u>1982B</u>	<u>1983-87</u>	<u>1987B</u>	<u>1988-91</u>	<u>1993-98</u>	<u>2000</u>	<u>2002</u>	<u>2004</u>	<u>2006</u>	<u>2008</u>	<u>2010</u>	<u>2012</u>	<u>2014</u>	<u>ALL</u>
Yes	1	0	0	0	0	0	0	0	0	21	0	0	0	0	0	21
No	2	0	0	0	0	0	0	0	0	131	0	0	0	0	0	131
Don't know	8	0	0	0	0	0	0	0	0	0	0	0	0	0	0	0
No answer	9	0	0	0	0	0	0	0	0	7	0	0	0	0	0	7
Not applicable (Punch 2 in MEMLIT)	IAP	13626	354	7542	353	5907	10334	2817	2765	2653	4510	2023	2044	1974	2538	59440

N. Do you belong to more than one professional or academic society?

[VAR: TYPPROF]

<u>RESPONSE</u>	<u>PUNCH</u>	<u>YEAR</u>														
		<u>1972-82</u>	<u>1982B</u>	<u>1983-87</u>	<u>1987B</u>	<u>1988-91</u>	<u>1993-98</u>	<u>2000</u>	<u>2002</u>	<u>2004</u>	<u>2006</u>	<u>2008</u>	<u>2010</u>	<u>2012</u>	<u>2014</u>	<u>ALL</u>
Yes	1	0	0	0	0	0	0	0	0	73	0	0	0	0	0	73
No	2	0	0	0	0	0	0	0	0	143	0	0	0	0	0	143
Don't know	8	0	0	0	0	0	0	0	0	0	0	0	0	0	0	0
No answer	9	0	0	0	0	0	0	0	0	10	0	0	0	0	0	10
Not applicable (Punch 2 in MEMPROF)	IAP	13626	354	7542	353	5907	10334	2817	2765	2586	4510	2023	2044	1974	2538	59373

O. Do you belong to more than one church-affiliated group?

[VAR: TYPCHURH]

<u>RESPONSE</u>	<u>PUNCH</u>	<u>YEAR</u>														
		<u>1972-82</u>	<u>1982B</u>	<u>1983-87</u>	<u>1987B</u>	<u>1988-91</u>	<u>1993-98</u>	<u>2000</u>	<u>2002</u>	<u>2004</u>	<u>2006</u>	<u>2008</u>	<u>2010</u>	<u>2012</u>	<u>2014</u>	<u>ALL</u>
Yes	1	0	0	0	0	0	0	0	0	54	0	0	0	0	0	54
No	2	0	0	0	0	0	0	0	0	395	0	0	0	0	0	395
Don't know	8	0	0	0	0	0	0	0	0	0	0	0	0	0	0	0
No answer	9	0	0	0	0	0	0	0	0	11	0	0	0	0	0	11
Not applicable (Punch 2 in MEMCHURH)	IAP	13626	354	7542	353	5907	10334	2817	2765	2352	4510	2023	2044	1974	2538	59139

P. Do you belong to more than one of any other club?

[VAR: TYPOTHER]

RESPONSE	PUNCH	YEAR														
		1972-82	1982B	1983-87	1987B	1988-91	1993-98	2000	2002	2004	2006	2008	2010	2012	2014	ALL
Yes	1	0	0	0	0	0	0	0	0	9	0	0	0	0	0	9
No	2	0	0	0	0	0	0	0	0	88	0	0	0	0	0	88
Don't know	8	0	0	0	0	0	0	0	0	0	0	0	0	0	0	0
No answer	9	0	0	0	0	0	0	0	0	9	0	0	0	0	0	9
Not applicable (Punch 2 in MEMOTHER)	IAP	13626	354	7542	353	5907	10334	2817	2765	2706	4510	2023	2044	1974	2538	59493

Q. Do you belong to more than one informal group?

[VAR: TYPINFRM]

RESPONSE	PUNCH	YEAR														
		1972-82	1982B	1983-87	1987B	1988-91	1993-98	2000	2002	2004	2006	2008	2010	2012	2014	ALL
Yes	1	0	0	0	0	0	0	0	0	94	0	0	0	0	0	94
No	2	0	0	0	0	0	0	0	0	295	0	0	0	0	0	295
Don't know	8	0	0	0	0	0	0	0	0	1	0	0	0	0	0	1
No answer	9	0	0	0	0	0	0	0	0	10	0	0	0	0	0	10
Not applicable	IAP	13626	354	7542	353	5907	10334	2817	2765	2412	4510	2023	2044	1974	2538	59199

For each "Yes" recorded in TYPFRAT-TYPINFRM, the corresponding question in NUMFRAT-NUMINFRM was asked.

1050. A. How many fraternal groups do you belong to?

[VAR: NUMFRAT]

RESPONSE	PUNCH	YEAR														
		1972-82	1982B	1983-87	1987B	1988-91	1993-98	2000	2002	2004	2006	2008	2010	2012	2014	ALL
1	1	0	0	0	0	0	0	0	0	80	0	0	0	0	0	80
2	2	0	0	0	0	0	0	0	0	15	0	0	0	0	0	15
3	3	0	0	0	0	0	0	0	0	3	0	0	0	0	0	3
4	4	0	0	0	0	0	0	0	0	1	0	0	0	0	0	1
5	5	0	0	0	0	0	0	0	0	0	0	0	0	0	0	0
6	6	0	0	0	0	0	0	0	0	0	0	0	0	0	0	0
Seven or more	7	0	0	0	0	0	0	0	0	0	0	0	0	0	0	0
Don't know	8	0	0	0	0	0	0	0	0	0	0	0	0	0	0	0
No answer	9	0	0	0	0	0	0	0	0	6	0	0	0	0	0	6
Not applicable (Punch 2 in TYPFRAT)	IAP	13626	354	7542	353	5907	10334	2817	2765	2707	4510	2023	2044	1974	2538	59494

B. How many service clubs do you belong to?

[VAR: NUMSERV]

RESPONSE	PUNCH	YEAR														
		<u>1972-82</u>	<u>1982B</u>	<u>1983-87</u>	<u>1987B</u>	<u>1988-91</u>	<u>1993-98</u>	<u>2000</u>	<u>2002</u>	<u>2004</u>	<u>2006</u>	<u>2008</u>	<u>2010</u>	<u>2012</u>	<u>2014</u>	<u>ALL</u>
1	1	0	0	0	0	0	0	0	0	108	0	0	0	0	0	108
2	2	0	0	0	0	0	0	0	0	16	0	0	0	0	0	16
3	3	0	0	0	0	0	0	0	0	13	0	0	0	0	0	13
4	4	0	0	0	0	0	0	0	0	2	0	0	0	0	0	2
5	5	0	0	0	0	0	0	0	0	0	0	0	0	0	0	0
6	6	0	0	0	0	0	0	0	0	0	0	0	0	0	0	0
Seven or more	7	0	0	0	0	0	0	0	0	1	0	0	0	0	0	1
Don't know	8	0	0	0	0	0	0	0	0	0	0	0	0	0	0	0
No answer	9	0	0	0	0	0	0	0	0	6	0	0	0	0	0	6
Not applicable (Punch 2 in MEMSERV)	IAP	13626	354	7542	353	5907	10334	2817	2765	2666	4510	2023	2044	1974	2538	59453

C. How many veterans' groups do you belong to?

[VAR: NUMVET]

RESPONSE	PUNCH	YEAR														
		<u>1972-82</u>	<u>1982B</u>	<u>1983-87</u>	<u>1987B</u>	<u>1988-91</u>	<u>1993-98</u>	<u>2000</u>	<u>2002</u>	<u>2004</u>	<u>2006</u>	<u>2008</u>	<u>2010</u>	<u>2012</u>	<u>2014</u>	<u>ALL</u>
1	1	0	0	0	0	0	0	0	0	67	0	0	0	0	0	67
2	2	0	0	0	0	0	0	0	0	6	0	0	0	0	0	6
3	3	0	0	0	0	0	0	0	0	1	0	0	0	0	0	1
4	4	0	0	0	0	0	0	0	0	1	0	0	0	0	0	1
5	5	0	0	0	0	0	0	0	0	1	0	0	0	0	0	1
6	6	0	0	0	0	0	0	0	0	0	0	0	0	0	0	0
Seven or more	7	0	0	0	0	0	0	0	0	0	0	0	0	0	0	0
Don't know	8	0	0	0	0	0	0	0	0	0	0	0	0	0	0	0
No answer	9	0	0	0	0	0	0	0	0	7	0	0	0	0	0	7
Not applicable (Punch 2 in MEMVET)	IAP	13626	354	7542	353	5907	10334	2817	2765	2729	4510	2023	2044	1974	2538	59516

D. How many political clubs do you belong to?

[VAR: NUMPOLIT]

RESPONSE	PUNCH	YEAR														
		<u>1972-82</u>	<u>1982B</u>	<u>1983-87</u>	<u>1987B</u>	<u>1988-91</u>	<u>1993-98</u>	<u>2000</u>	<u>2002</u>	<u>2004</u>	<u>2006</u>	<u>2008</u>	<u>2010</u>	<u>2012</u>	<u>2014</u>	<u>ALL</u>
1	1	0	0	0	0	0	0	0	0	53	0	0	0	0	0	53
2	2	0	0	0	0	0	0	0	0	3	0	0	0	0	0	3
3	3	0	0	0	0	0	0	0	0	5	0	0	0	0	0	5
4	4	0	0	0	0	0	0	0	0	0	0	0	0	0	0	0
5	5	0	0	0	0	0	0	0	0	0	0	0	0	0	0	0
6	6	0	0	0	0	0	0	0	0	0	0	0	0	0	0	0
Seven or more	7	0	0	0	0	0	0	0	0	0	0	0	0	0	0	0
Don't know	8	0	0	0	0	0	0	0	0	0	0	0	0	0	0	0
No answer	9	0	0	0	0	0	0	0	0	6	0	0	0	0	0	6
Not applicable (Punch 2 in MEMPOLIT)	IAP	13626	354	7542	353	5907	10334	2817	2765	2745	4510	2023	2044	1974	2538	59532

E. How many labor unions do you belong to?

[VAR: NUMUNION]

RESPONSE	PUNCH	YEAR														
		<u>1972-82</u>	<u>1982B</u>	<u>1983-87</u>	<u>1987B</u>	<u>1988-91</u>	<u>1993-98</u>	<u>2000</u>	<u>2002</u>	<u>2004</u>	<u>2006</u>	<u>2008</u>	<u>2010</u>	<u>2012</u>	<u>2014</u>	<u>ALL</u>
1	1	0	0	0	0	0	0	0	0	128	0	0	0	0	0	128
2	2	0	0	0	0	0	0	0	0	9	0	0	0	0	0	9
3	3	0	0	0	0	0	0	0	0	1	0	0	0	0	0	1
4	4	0	0	0	0	0	0	0	0	1	0	0	0	0	0	1
5	5	0	0	0	0	0	0	0	0	0	0	0	0	0	0	0
6	6	0	0	0	0	0	0	0	0	0	0	0	0	0	0	0
Seven or more	7	0	0	0	0	0	0	0	0	0	0	0	0	0	0	0
Don't know	8	0	0	0	0	0	0	0	0	0	0	0	0	0	0	0
No answer	9	0	0	0	0	0	0	0	0	7	0	0	0	0	0	7
Not applicable (Punch 2 in MEMUNION)	IAP	13626	354	7542	353	5907	10334	2817	2765	2666	4510	2023	2044	1974	2538	59453

F. How many sports groups do you belong to?

[VAR: NUMSPORT]

RESPONSE	PUNCH	YEAR														
		<u>1972-82</u>	<u>1982B</u>	<u>1983-87</u>	<u>1987B</u>	<u>1988-91</u>	<u>1993-98</u>	<u>2000</u>	<u>2002</u>	<u>2004</u>	<u>2006</u>	<u>2008</u>	<u>2010</u>	<u>2012</u>	<u>2014</u>	<u>ALL</u>
1	1	0	0	0	0	0	0	0	0	179	0	0	0	0	0	179
2	2	0	0	0	0	0	0	0	0	44	0	0	0	0	0	44
3	3	0	0	0	0	0	0	0	0	17	0	0	0	0	0	17
4	4	0	0	0	0	0	0	0	0	3	0	0	0	0	0	3
5	5	0	0	0	0	0	0	0	0	0	0	0	0	0	0	0
6	6	0	0	0	0	0	0	0	0	1	0	0	0	0	0	1
Seven or more	7	0	0	0	0	0	0	0	0	0	0	0	0	0	0	0
Don't know	8	0	0	0	0	0	0	0	0	0	0	0	0	0	0	0
No answer	9	0	0	0	0	0	0	0	0	7	0	0	0	0	0	7
Not applicable (Punch 2 in MEMSPORT)	IAP	13626	354	7542	353	5907	10334	2817	2765	2561	4510	2023	2044	1974	2538	59348

G. How many youth groups do you belong to?

[VAR: NUMYOUTH]

RESPONSE	PUNCH	YEAR														
		<u>1972-82</u>	<u>1982B</u>	<u>1983-87</u>	<u>1987B</u>	<u>1988-91</u>	<u>1993-98</u>	<u>2000</u>	<u>2002</u>	<u>2004</u>	<u>2006</u>	<u>2008</u>	<u>2010</u>	<u>2012</u>	<u>2014</u>	<u>ALL</u>
1	1	0	0	0	0	0	0	0	0	136	0	0	0	0	0	136
2	2	0	0	0	0	0	0	0	0	10	0	0	0	0	0	10
3	3	0	0	0	0	0	0	0	0	1	0	0	0	0	0	1
4	4	0	0	0	0	0	0	0	0	0	0	0	0	0	0	0
5	5	0	0	0	0	0	0	0	0	1	0	0	0	0	0	1
6	6	0	0	0	0	0	0	0	0	0	0	0	0	0	0	0
Seven or more	7	0	0	0	0	0	0	0	0	0	0	0	0	0	0	0
Don't know	8	0	0	0	0	0	0	0	0	0	0	0	0	0	0	0
No answer	9	0	0	0	0	0	0	0	0	7	0	0	0	0	0	7
Not applicable (Punch 2 in MEMYOUTH)	IAP	13626	354	7542	353	5907	10334	2817	2765	2657	4510	2023	2044	1974	2538	59444

H. How many school service groups do you belong to?

[VAR: NUMSCHL]

RESPONSE	PUNCH	YEAR														
		<u>1972-82</u>	<u>1982B</u>	<u>1983-87</u>	<u>1987B</u>	<u>1988-91</u>	<u>1993-98</u>	<u>2000</u>	<u>2002</u>	<u>2004</u>	<u>2006</u>	<u>2008</u>	<u>2010</u>	<u>2012</u>	<u>2014</u>	<u>ALL</u>
1	1	0	0	0	0	0	0	0	0	183	0	0	0	0	0	183
2	2	0	0	0	0	0	0	0	0	15	0	0	0	0	0	15
3	3	0	0	0	0	0	0	0	0	3	0	0	0	0	0	3
4	4	0	0	0	0	0	0	0	0	1	0	0	0	0	0	1
5	5	0	0	0	0	0	0	0	0	0	0	0	0	0	0	0
6	6	0	0	0	0	0	0	0	0	0	0	0	0	0	0	0
Seven or more	7	0	0	0	0	0	0	0	0	0	0	0	0	0	0	0
Don't know	8	0	0	0	0	0	0	0	0	0	0	0	0	0	0	0
No answer	9	0	0	0	0	0	0	0	0	8	0	0	0	0	0	8
Not applicable (Punch 2 in MEMSCHL)	IAP	13626	354	7542	353	5907	10334	2817	2765	2602	4510	2023	2044	1974	2538	59389

I. How many hobby or garden clubs do you belong to?

[VAR: NUMHOBBY]

RESPONSE	PUNCH	YEAR														
		<u>1972-82</u>	<u>1982B</u>	<u>1983-87</u>	<u>1987B</u>	<u>1988-91</u>	<u>1993-98</u>	<u>2000</u>	<u>2002</u>	<u>2004</u>	<u>2006</u>	<u>2008</u>	<u>2010</u>	<u>2012</u>	<u>2014</u>	<u>ALL</u>
1	1	0	0	0	0	0	0	0	0	138	0	0	0	0	0	138
2	2	0	0	0	0	0	0	0	0	13	0	0	0	0	0	13
3	3	0	0	0	0	0	0	0	0	6	0	0	0	0	0	6
4	4	0	0	0	0	0	0	0	0	0	0	0	0	0	0	0
5	5	0	0	0	0	0	0	0	0	0	0	0	0	0	0	0
6	6	0	0	0	0	0	0	0	0	0	0	0	0	0	0	0
Seven or more	7	0	0	0	0	0	0	0	0	0	0	0	0	0	0	0
Don't know	8	0	0	0	0	0	0	0	0	0	0	0	0	0	0	0
No answer	9	0	0	0	0	0	0	0	0	7	0	0	0	0	0	7
Not applicable (Punch 2 in MEMHOBBY)	IAP	13626	354	7542	353	5907	10334	2817	2765	2648	4510	2023	2044	1974	2538	59435

J. How many school fraternities or sororities do you belong to?

[VAR: NUMGREEK]

<u>RESPONSE</u>	<u>PUNCH</u>	<u>YEAR</u>														
		<u>1972-82</u>	<u>1982B</u>	<u>1983-87</u>	<u>1987B</u>	<u>1988-91</u>	<u>1993-98</u>	<u>2000</u>	<u>2002</u>	<u>2004</u>	<u>2006</u>	<u>2008</u>	<u>2010</u>	<u>2012</u>	<u>2014</u>	<u>ALL</u>
1	1	0	0	0	0	0	0	0	0	57	0	0	0	0	0	57
2	2	0	0	0	0	0	0	0	0	2	0	0	0	0	0	2
3	3	0	0	0	0	0	0	0	0	0	0	0	0	0	0	0
4	4	0	0	0	0	0	0	0	0	0	0	0	0	0	0	0
5	5	0	0	0	0	0	0	0	0	0	0	0	0	0	0	0
6	6	0	0	0	0	0	0	0	0	0	0	0	0	0	0	0
Seven or more	7	0	0	0	0	0	0	0	0	0	0	0	0	0	0	0
Don't know	8	0	0	0	0	0	0	0	0	0	0	0	0	0	0	0
No answer	9	0	0	0	0	0	0	0	0	6	0	0	0	0	0	6
Not applicable (Punch 2 in MEMGREEK)	IAP	13626	354	7542	353	5907	10334	2817	2765	2747	4510	2023	2044	1974	2538	59534

K. How many nationality groups do you belong to?

[VAR: NUMNAT]

<u>RESPONSE</u>	<u>PUNCH</u>	<u>YEAR</u>														
		<u>1972-82</u>	<u>1982B</u>	<u>1983-87</u>	<u>1987B</u>	<u>1988-91</u>	<u>1993-98</u>	<u>2000</u>	<u>2002</u>	<u>2004</u>	<u>2006</u>	<u>2008</u>	<u>2010</u>	<u>2012</u>	<u>2014</u>	<u>ALL</u>
1	1	0	0	0	0	0	0	0	0	36	0	0	0	0	0	36
2	2	0	0	0	0	0	0	0	0	2	0	0	0	0	0	2
3	3	0	0	0	0	0	0	0	0	0	0	0	0	0	0	0
4	4	0	0	0	0	0	0	0	0	0	0	0	0	0	0	0
5	5	0	0	0	0	0	0	0	0	0	0	0	0	0	0	0
6	6	0	0	0	0	0	0	0	0	0	0	0	0	0	0	0
Seven or more	7	0	0	0	0	0	0	0	0	0	0	0	0	0	0	0
Don't know	8	0	0	0	0	0	0	0	0	0	0	0	0	0	0	0
No answer	9	0	0	0	0	0	0	0	0	6	0	0	0	0	0	6
Not applicable (Punch 2 in MEMNAT)	IAP	13626	354	7542	353	5907	10334	2817	2765	2768	4510	2023	2044	1974	2538	59555

L. How many farm organizations do you belong to?

[VAR: NUMFARM]

RESPONSE	PUNCH	YEAR														
		<u>1972-82</u>	<u>1982B</u>	<u>1983-87</u>	<u>1987B</u>	<u>1988-91</u>	<u>1993-98</u>	<u>2000</u>	<u>2002</u>	<u>2004</u>	<u>2006</u>	<u>2008</u>	<u>2010</u>	<u>2012</u>	<u>2014</u>	<u>ALL</u>
1	1	0	0	0	0	0	0	0	0	41	0	0	0	0	0	41
2	2	0	0	0	0	0	0	0	0	2	0	0	0	0	0	2
3	3	0	0	0	0	0	0	0	0	1	0	0	0	0	0	1
4	4	0	0	0	0	0	0	0	0	0	0	0	0	0	0	0
5	5	0	0	0	0	0	0	0	0	0	0	0	0	0	0	0
6	6	0	0	0	0	0	0	0	0	0	0	0	0	0	0	0
Seven or more	7	0	0	0	0	0	0	0	0	0	0	0	0	0	0	0
Don't know	8	0	0	0	0	0	0	0	0	0	0	0	0	0	0	0
No answer	9	0	0	0	0	0	0	0	0	5	0	0	0	0	0	5
Not applicable (Punch 2 in MEMFARM)	IAP	13626	354	7542	353	5907	10334	2817	2765	2763	4510	2023	2044	1974	2538	59550

M. How many literary, art, discussion, or study groups do you belong to?

[VAR: NUMLIT]

RESPONSE	PUNCH	YEAR														
		<u>1972-82</u>	<u>1982B</u>	<u>1983-87</u>	<u>1987B</u>	<u>1988-91</u>	<u>1993-98</u>	<u>2000</u>	<u>2002</u>	<u>2004</u>	<u>2006</u>	<u>2008</u>	<u>2010</u>	<u>2012</u>	<u>2014</u>	<u>ALL</u>
1	1	0	0	0	0	0	0	0	0	131	0	0	0	0	0	131
2	2	0	0	0	0	0	0	0	0	15	0	0	0	0	0	15
3	3	0	0	0	0	0	0	0	0	3	0	0	0	0	0	3
4	4	0	0	0	0	0	0	0	0	1	0	0	0	0	0	1
5	5	0	0	0	0	0	0	0	0	0	0	0	0	0	0	0
6	6	0	0	0	0	0	0	0	0	0	0	0	0	0	0	0
Seven or more	7	0	0	0	0	0	0	0	0	0	0	0	0	0	0	0
Don't know	8	0	0	0	0	0	0	0	0	0	0	0	0	0	0	0
No answer	9	0	0	0	0	0	0	0	0	9	0	0	0	0	0	9
Not applicable (Punch 2 in MEMLIT)	IAP	13626	354	7542	353	5907	10334	2817	2765	2653	4510	2023	2044	1974	2538	59440

N. How many professional or academic societies do you belong to?

[VAR: NUMPROF]

RESPONSE	PUNCH	YEAR														ALL
		<u>1972-82</u>	<u>1982B</u>	<u>1983-87</u>	<u>1987B</u>	<u>1988-91</u>	<u>1993-98</u>	<u>2000</u>	<u>2002</u>	<u>2004</u>	<u>2006</u>	<u>2008</u>	<u>2010</u>	<u>2012</u>	<u>2014</u>	
1	1	0	0	0	0	0	0	0	0	143	0	0	0	0	0	143
2	2	0	0	0	0	0	0	0	0	43	0	0	0	0	0	43
3	3	0	0	0	0	0	0	0	0	18	0	0	0	0	0	18
4	4	0	0	0	0	0	0	0	0	5	0	0	0	0	0	5
5	5	0	0	0	0	0	0	0	0	3	0	0	0	0	0	3
6	6	0	0	0	0	0	0	0	0	1	0	0	0	0	0	1
Seven or more	7	0	0	0	0	0	0	0	0	0	0	0	0	0	0	0
Don't know	8	0	0	0	0	0	0	0	0	2	0	0	0	0	0	2
No answer	9	0	0	0	0	0	0	0	0	11	0	0	0	0	0	11
Not applicable (Punch 2 in MEMPROF)	IAP	13626	354	7542	353	5907	10334	2817	2765	2586	4510	2023	2044	1974	2538	59373

O. How many church-affiliated groups do you belong to?

[VAR: NUMCHURH]

RESPONSE	PUNCH	YEAR														ALL
		<u>1972-82</u>	<u>1982B</u>	<u>1983-87</u>	<u>1987B</u>	<u>1988-91</u>	<u>1993-98</u>	<u>2000</u>	<u>2002</u>	<u>2004</u>	<u>2006</u>	<u>2008</u>	<u>2010</u>	<u>2012</u>	<u>2014</u>	
1	1	0	0	0	0	0	0	0	0	395	0	0	0	0	0	395
2	2	0	0	0	0	0	0	0	0	32	0	0	0	0	0	32
3	3	0	0	0	0	0	0	0	0	15	0	0	0	0	0	15
4	4	0	0	0	0	0	0	0	0	4	0	0	0	0	0	4
5	5	0	0	0	0	0	0	0	0	0	0	0	0	0	0	0
6	6	0	0	0	0	0	0	0	0	1	0	0	0	0	0	1
Seven or more	7	0	0	0	0	0	0	0	0	0	0	0	0	0	0	0
Don't know	8	0	0	0	0	0	0	0	0	0	0	0	0	0	0	0
No answer	9	0	0	0	0	0	0	0	0	13	0	0	0	0	0	13
Not applicable (Punch 2 in MEMCHURH)	IAP	13626	354	7542	353	5907	10334	2817	2765	2352	4510	2023	2044	1974	2538	59139

P. How many of any other groups do you belong to?

[VAR: NUMOTHER]

RESPONSE	PUNCH	YEAR														
		<u>1972-82</u>	<u>1982B</u>	<u>1983-87</u>	<u>1987B</u>	<u>1988-91</u>	<u>1993-98</u>	<u>2000</u>	<u>2002</u>	<u>2004</u>	<u>2006</u>	<u>2008</u>	<u>2010</u>	<u>2012</u>	<u>2014</u>	<u>ALL</u>
1	1	0	0	0	0	0	0	0	0	88	0	0	0	0	0	88
2	2	0	0	0	0	0	0	0	0	6	0	0	0	0	0	6
3	3	0	0	0	0	0	0	0	0	1	0	0	0	0	0	1
4	4	0	0	0	0	0	0	0	0	0	0	0	0	0	0	0
5	5	0	0	0	0	0	0	0	0	2	0	0	0	0	0	2
6	6	0	0	0	0	0	0	0	0	0	0	0	0	0	0	0
Seven or more	7	0	0	0	0	0	0	0	0	0	0	0	0	0	0	0
Don't know	8	0	0	0	0	0	0	0	0	0	0	0	0	0	0	0
No answer	9	0	0	0	0	0	0	0	0	9	0	0	0	0	0	9
Not applicable (Punch 2 in MEMOTHER)	IAP	13626	354	7542	353	5907	10334	2817	2765	2706	4510	2023	2044	1974	2538	59493

Q. How many of informal groups do you belong to?

[VAR: NUMINFRM]

RESPONSE	PUNCH	YEAR														
		<u>1972-82</u>	<u>1982B</u>	<u>1983-87</u>	<u>1987B</u>	<u>1988-91</u>	<u>1993-98</u>	<u>2000</u>	<u>2002</u>	<u>2004</u>	<u>2006</u>	<u>2008</u>	<u>2010</u>	<u>2012</u>	<u>2014</u>	<u>ALL</u>
1	1	0	0	0	0	0	0	0	0	295	0	0	0	0	0	295
2	2	0	0	0	0	0	0	0	0	55	0	0	0	0	0	55
3	3	0	0	0	0	0	0	0	0	22	0	0	0	0	0	22
4	4	0	0	0	0	0	0	0	0	6	0	0	0	0	0	6
5	5	0	0	0	0	0	0	0	0	4	0	0	0	0	0	4
6	6	0	0	0	0	0	0	0	0	0	0	0	0	0	0	0
Seven or more	7	0	0	0	0	0	0	0	0	0	0	0	0	0	0	0
Don't know	8	0	0	0	0	0	0	0	0	4	0	0	0	0	0	4
No answer	9	0	0	0	0	0	0	0	0	13	0	0	0	0	0	13
Not applicable	IAP	13626	354	7542	353	5907	10334	2817	2765	2413	4510	2023	2044	1974	2538	59200

YRFRAT1-YRINFRM5 were each asked for each organization to which R belongs, as indicated by the responses to the corresponding NUMFRAT-NUMINFRM.

1051. A. How many years have you been a member of

1. First fraternal group

[VAR: YRFRAT1]

RESPONSE	PUNCH	YEAR														
		1972-82	1982B	1983-87	1987B	1988-91	1993-98	2000	2002	2004	2006	2008	2010	2012	2014	ALL
0-9	0-9	0	0	0	0	0	0	0	0	39	0	0	0	0	0	39
10-19	10-19	0	0	0	0	0	0	0	0	20	0	0	0	0	0	20
20-29	20-29	0	0	0	0	0	0	0	0	11	0	0	0	0	0	11
30-39	30-39	0	0	0	0	0	0	0	0	11	0	0	0	0	0	11
40-49	40-49	0	0	0	0	0	0	0	0	5	0	0	0	0	0	5
50-59	50-59	0	0	0	0	0	0	0	0	7	0	0	0	0	0	7
60-69	60-69	0	0	0	0	0	0	0	0	0	0	0	0	0	0	0
70-79	70-79	0	0	0	0	0	0	0	0	1	0	0	0	0	0	1
Don't Know	98	0	0	0	0	0	0	0	0	2	0	0	0	0	0	2
No answer	99	0	0	0	0	0	0	0	0	9	0	0	0	0	0	9
Not applicable	IAP	13626	354	7542	353	5907	10334	2817	2765	2707	4510	2023	2044	1974	2538	59494

2. Second fraternal group

[VAR: YRFRAT2]

RESPONSE	PUNCH	YEAR														
		1972-82	1982B	1983-87	1987B	1988-91	1993-98	2000	2002	2004	2006	2008	2010	2012	2014	ALL
0-9	0-9	0	0	0	0	0	0	0	0	8	0	0	0	0	0	8
10-19	10-19	0	0	0	0	0	0	0	0	3	0	0	0	0	0	3
20-29	20-29	0	0	0	0	0	0	0	0	4	0	0	0	0	0	4
30-39	30-39	0	0	0	0	0	0	0	0	2	0	0	0	0	0	2
40-49	40-49	0	0	0	0	0	0	0	0	0	0	0	0	0	0	0
50-59	50-59	0	0	0	0	0	0	0	0	1	0	0	0	0	0	1
60-69	60-69	0	0	0	0	0	0	0	0	0	0	0	0	0	0	0
70-79	70-79	0	0	0	0	0	0	0	0	0	0	0	0	0	0	0
Don't Know	98	0	0	0	0	0	0	0	0	0	0	0	0	0	0	0
No answer	99	0	0	0	0	0	0	0	0	7	0	0	0	0	0	7
Not applicable	IAP	13626	354	7542	353	5907	10334	2817	2765	2787	4510	2023	2044	1974	2538	59574

3. Third fraternal group

[VAR: YRFRAT3]

RESPONSE	PUNCH	YEAR														
		<u>1972-82</u>	<u>1982B</u>	<u>1983-87</u>	<u>1987B</u>	<u>1988-91</u>	<u>1993-98</u>	<u>2000</u>	<u>2002</u>	<u>2004</u>	<u>2006</u>	<u>2008</u>	<u>2010</u>	<u>2012</u>	<u>2014</u>	<u>ALL</u>
0-9	0-9	0	0	0	0	0	0	0	0	2	0	0	0	0	0	2
10-19	10-19	0	0	0	0	0	0	0	0	0	0	0	0	0	0	0
20-29	20-29	0	0	0	0	0	0	0	0	0	0	0	0	0	0	0
30-39	30-39	0	0	0	0	0	0	0	0	0	0	0	0	0	0	0
40-49	40-49	0	0	0	0	0	0	0	0	1	0	0	0	0	0	1
50-59	50-59	0	0	0	0	0	0	0	0	0	0	0	0	0	0	0
60-69	60-69	0	0	0	0	0	0	0	0	0	0	0	0	0	0	0
70-79	70-79	0	0	0	0	0	0	0	0	0	0	0	0	0	0	0
Don't Know	98	0	0	0	0	0	0	0	0	0	0	0	0	0	0	0
No answer	99	0	0	0	0	0	0	0	0	7	0	0	0	0	0	7
Not applicable	IAP	13626	354	7542	353	5907	10334	2817	2765	2802	4510	2023	2044	1974	2538	59589

4. Fourth fraternal group

[VAR: YRFRAT4]

RESPONSE	PUNCH	YEAR														
		<u>1972-82</u>	<u>1982B</u>	<u>1983-87</u>	<u>1987B</u>	<u>1988-91</u>	<u>1993-98</u>	<u>2000</u>	<u>2002</u>	<u>2004</u>	<u>2006</u>	<u>2008</u>	<u>2010</u>	<u>2012</u>	<u>2014</u>	<u>ALL</u>
0-9	0-9	0	0	0	0	0	0	0	0	1	0	0	0	0	0	1
10-19	10-19	0	0	0	0	0	0	0	0	0	0	0	0	0	0	0
20-29	20-29	0	0	0	0	0	0	0	0	0	0	0	0	0	0	0
30-39	30-39	0	0	0	0	0	0	0	0	0	0	0	0	0	0	0
40-49	40-49	0	0	0	0	0	0	0	0	0	0	0	0	0	0	0
50-59	50-59	0	0	0	0	0	0	0	0	0	0	0	0	0	0	0
60-69	60-69	0	0	0	0	0	0	0	0	0	0	0	0	0	0	0
70-79	70-79	0	0	0	0	0	0	0	0	0	0	0	0	0	0	0
Don't Know	98	0	0	0	0	0	0	0	0	0	0	0	0	0	0	0
No answer	99	0	0	0	0	0	0	0	0	6	0	0	0	0	0	6
Not applicable	IAP	13626	354	7542	353	5907	10334	2817	2765	2805	4510	2023	2044	1974	2538	59592

B. How many years have you been a member of

1. First service club

[VAR: YRSERV1]

<u>RESPONSE</u>	<u>PUNCH</u>	<u>YEAR</u>														
		<u>1972-82</u>	<u>1982B</u>	<u>1983-87</u>	<u>1987B</u>	<u>1988-91</u>	<u>1993-98</u>	<u>2000</u>	<u>2002</u>	<u>2004</u>	<u>2006</u>	<u>2008</u>	<u>2010</u>	<u>2012</u>	<u>2014</u>	<u>ALL</u>
0-9	0-9	0	0	0	0	0	0	0	0	94	0	0	0	0	0	94
10-19	10-19	0	0	0	0	0	0	0	0	25	0	0	0	0	0	25
20-29	20-29	0	0	0	0	0	0	0	0	10	0	0	0	0	0	10
30-39	30-39	0	0	0	0	0	0	0	0	8	0	0	0	0	0	8
40-49	40-49	0	0	0	0	0	0	0	0	1	0	0	0	0	0	1
50-59	50-59	0	0	0	0	0	0	0	0	2	0	0	0	0	0	2
60-69	60-69	0	0	0	0	0	0	0	0	0	0	0	0	0	0	0
70-79	70-79	0	0	0	0	0	0	0	0	0	0	0	0	0	0	0
Don't Know	98	0	0	0	0	0	0	0	0	0	0	0	0	0	0	0
No answer	99	0	0	0	0	0	0	0	0	6	0	0	0	0	0	6
Not applicable	IAP	13626	354	7542	353	5907	10334	2817	2765	2666	4510	2023	2044	1974	2538	59453

2. Second service club

[VAR: YRSERV2]

<u>RESPONSE</u>	<u>PUNCH</u>	<u>YEAR</u>														
		<u>1972-82</u>	<u>1982B</u>	<u>1983-87</u>	<u>1987B</u>	<u>1988-91</u>	<u>1993-98</u>	<u>2000</u>	<u>2002</u>	<u>2004</u>	<u>2006</u>	<u>2008</u>	<u>2010</u>	<u>2012</u>	<u>2014</u>	<u>ALL</u>
0-9	0-9	0	0	0	0	0	0	0	0	20	0	0	0	0	0	20
10-19	10-19	0	0	0	0	0	0	0	0	7	0	0	0	0	0	7
20-29	20-29	0	0	0	0	0	0	0	0	2	0	0	0	0	0	2
30-39	30-39	0	0	0	0	0	0	0	0	0	0	0	0	0	0	0
40-49	40-49	0	0	0	0	0	0	0	0	1	0	0	0	0	0	1
50-59	50-59	0	0	0	0	0	0	0	0	0	0	0	0	0	0	0
60-69	60-69	0	0	0	0	0	0	0	0	0	0	0	0	0	0	0
70-79	70-79	0	0	0	0	0	0	0	0	0	0	0	0	0	0	0
Don't Know	98	0	0	0	0	0	0	0	0	0	0	0	0	0	0	0
No answer	99	0	0	0	0	0	0	0	0	8	0	0	0	0	0	8
Not applicable	IAP	13626	354	7542	353	5907	10334	2817	2765	2774	4510	2023	2044	1974	2538	59561

3. Third service club

[VAR: YRSERV3]

RESPONSE	PUNCH	YEAR														
		<u>1972-82</u>	<u>1982B</u>	<u>1983-87</u>	<u>1987B</u>	<u>1988-91</u>	<u>1993-98</u>	<u>2000</u>	<u>2002</u>	<u>2004</u>	<u>2006</u>	<u>2008</u>	<u>2010</u>	<u>2012</u>	<u>2014</u>	<u>ALL</u>
0-9	0-9	0	0	0	0	0	0	0	0	13	0	0	0	0	0	13
10-19	10-19	0	0	0	0	0	0	0	0	0	0	0	0	0	0	0
20-29	20-29	0	0	0	0	0	0	0	0	1	0	0	0	0	0	1
30-39	30-39	0	0	0	0	0	0	0	0	0	0	0	0	0	0	0
40-49	40-49	0	0	0	0	0	0	0	0	0	0	0	0	0	0	0
50-59	50-59	0	0	0	0	0	0	0	0	0	0	0	0	0	0	0
60-69	60-69	0	0	0	0	0	0	0	0	0	0	0	0	0	0	0
70-79	70-79	0	0	0	0	0	0	0	0	0	0	0	0	0	0	0
Don't Know	98	0	0	0	0	0	0	0	0	0	0	0	0	0	0	0
No answer	99	0	0	0	0	0	0	0	0	8	0	0	0	0	0	8
Not applicable	IAP	13626	354	7542	353	5907	10334	2817	2765	2790	4510	2023	2044	1974	2538	59577

4. Fourth service club

[VAR: YRSERV4]

RESPONSE	PUNCH	YEAR														
		<u>1972-82</u>	<u>1982B</u>	<u>1983-87</u>	<u>1987B</u>	<u>1988-91</u>	<u>1993-98</u>	<u>2000</u>	<u>2002</u>	<u>2004</u>	<u>2006</u>	<u>2008</u>	<u>2010</u>	<u>2012</u>	<u>2014</u>	<u>ALL</u>
0-9	0-9	0	0	0	0	0	0	0	0	1	0	0	0	0	0	1
10-19	10-19	0	0	0	0	0	0	0	0	1	0	0	0	0	0	1
20-29	20-29	0	0	0	0	0	0	0	0	0	0	0	0	0	0	0
30-39	30-39	0	0	0	0	0	0	0	0	0	0	0	0	0	0	0
40-49	40-49	0	0	0	0	0	0	0	0	0	0	0	0	0	0	0
50-59	50-59	0	0	0	0	0	0	0	0	0	0	0	0	0	0	0
60-69	60-69	0	0	0	0	0	0	0	0	0	0	0	0	0	0	0
70-79	70-79	0	0	0	0	0	0	0	0	0	0	0	0	0	0	0
Don't Know	98	0	0	0	0	0	0	0	0	0	0	0	0	0	0	0
No answer	99	0	0	0	0	0	0	0	0	7	0	0	0	0	0	7
Not applicable	IAP	13626	354	7542	353	5907	10334	2817	2765	2803	4510	2023	2044	1974	2538	59590

5. Fifth service club

[VAR: YRSERV5]

RESPONSE	PUNCH	YEAR														
		<u>1972-82</u>	<u>1982B</u>	<u>1983-87</u>	<u>1987B</u>	<u>1988-91</u>	<u>1993-98</u>	<u>2000</u>	<u>2002</u>	<u>2004</u>	<u>2006</u>	<u>2008</u>	<u>2010</u>	<u>2012</u>	<u>2014</u>	<u>ALL</u>
0-9	0-9	0	0	0	0	0	0	0	0	0	0	0	0	0	0	0
10-19	10-19	0	0	0	0	0	0	0	0	1	0	0	0	0	0	1
20-29	20-29	0	0	0	0	0	0	0	0	0	0	0	0	0	0	0
30-39	30-39	0	0	0	0	0	0	0	0	0	0	0	0	0	0	0
40-49	40-49	0	0	0	0	0	0	0	0	0	0	0	0	0	0	0
50-59	50-59	0	0	0	0	0	0	0	0	0	0	0	0	0	0	0
60-69	60-69	0	0	0	0	0	0	0	0	0	0	0	0	0	0	0
70-79	70-79	0	0	0	0	0	0	0	0	0	0	0	0	0	0	0
Don't Know	98	0	0	0	0	0	0	0	0	0	0	0	0	0	0	0
No answer	99	0	0	0	0	0	0	0	0	6	0	0	0	0	0	6
Not applicable	IAP	13626	354	7542	353	5907	10334	2817	2765	2805	4510	2023	2044	1974	2538	59592

6. Sixth service club

[VAR: YRSERV6]

RESPONSE	PUNCH	YEAR														
		<u>1972-82</u>	<u>1982B</u>	<u>1983-87</u>	<u>1987B</u>	<u>1988-91</u>	<u>1993-98</u>	<u>2000</u>	<u>2002</u>	<u>2004</u>	<u>2006</u>	<u>2008</u>	<u>2010</u>	<u>2012</u>	<u>2014</u>	<u>ALL</u>
0-9	0-9	0	0	0	0	0	0	0	0	1	0	0	0	0	0	1
10-19	10-19	0	0	0	0	0	0	0	0	0	0	0	0	0	0	0
20-29	20-29	0	0	0	0	0	0	0	0	0	0	0	0	0	0	0
30-39	30-39	0	0	0	0	0	0	0	0	0	0	0	0	0	0	0
40-49	40-49	0	0	0	0	0	0	0	0	0	0	0	0	0	0	0
50-59	50-59	0	0	0	0	0	0	0	0	0	0	0	0	0	0	0
60-69	60-69	0	0	0	0	0	0	0	0	0	0	0	0	0	0	0
70-79	70-79	0	0	0	0	0	0	0	0	0	0	0	0	0	0	0
Don't Know	98	0	0	0	0	0	0	0	0	0	0	0	0	0	0	0
No answer	99	0	0	0	0	0	0	0	0	6	0	0	0	0	0	6
Not applicable	IAP	13626	354	7542	353	5907	10334	2817	2765	2805	4510	2023	2044	1974	2538	59592

7. Seventh service club

[VAR: YRSERV7]

RESPONSE	PUNCH	YEAR														
		<u>1972-82</u>	<u>1982B</u>	<u>1983-87</u>	<u>1987B</u>	<u>1988-91</u>	<u>1993-98</u>	<u>2000</u>	<u>2002</u>	<u>2004</u>	<u>2006</u>	<u>2008</u>	<u>2010</u>	<u>2012</u>	<u>2014</u>	<u>ALL</u>
0-9	0-9	0	0	0	0	0	0	0	0	1	0	0	0	0	0	1
10-19	10-19	0	0	0	0	0	0	0	0	0	0	0	0	0	0	0
20-29	20-29	0	0	0	0	0	0	0	0	0	0	0	0	0	0	0
30-39	30-39	0	0	0	0	0	0	0	0	0	0	0	0	0	0	0
40-49	40-49	0	0	0	0	0	0	0	0	0	0	0	0	0	0	0
50-59	50-59	0	0	0	0	0	0	0	0	0	0	0	0	0	0	0
60-69	60-69	0	0	0	0	0	0	0	0	0	0	0	0	0	0	0
70-79	70-79	0	0	0	0	0	0	0	0	0	0	0	0	0	0	0
Don't Know	98	0	0	0	0	0	0	0	0	0	0	0	0	0	0	0
No answer	99	0	0	0	0	0	0	0	0	6	0	0	0	0	0	6
Not applicable	IAP	13626	354	7542	353	5907	10334	2817	2765	2805	4510	2023	2044	1974	2538	59592

8. Eight service club

[VAR: YRSERV8]

RESPONSE	PUNCH	YEAR														
		<u>1972-82</u>	<u>1982B</u>	<u>1983-87</u>	<u>1987B</u>	<u>1988-91</u>	<u>1993-98</u>	<u>2000</u>	<u>2002</u>	<u>2004</u>	<u>2006</u>	<u>2008</u>	<u>2010</u>	<u>2012</u>	<u>2014</u>	<u>ALL</u>
0-9	0-9	0	0	0	0	0	0	0	0	0	0	0	0	0	0	0
10-19	10-19	0	0	0	0	0	0	0	0	0	0	0	0	0	0	0
20-29	20-29	0	0	0	0	0	0	0	0	0	0	0	0	0	0	0
30-39	30-39	0	0	0	0	0	0	0	0	1	0	0	0	0	0	1
40-49	40-49	0	0	0	0	0	0	0	0	0	0	0	0	0	0	0
50-59	50-59	0	0	0	0	0	0	0	0	0	0	0	0	0	0	0
60-69	60-69	0	0	0	0	0	0	0	0	0	0	0	0	0	0	0
70-79	70-79	0	0	0	0	0	0	0	0	0	0	0	0	0	0	0
Don't Know	98	0	0	0	0	0	0	0	0	0	0	0	0	0	0	0
No answer	99	0	0	0	0	0	0	0	0	6	0	0	0	0	0	6
Not applicable	IAP	13626	354	7542	353	5907	10334	2817	2765	2805	4510	2023	2044	1974	2538	59592

C. How many years have you been a member of

1. First veterans' group

[VAR: YRVET1]

<u>RESPONSE</u>	<u>PUNCH</u>	<u>YEAR</u>														
		<u>1972-82</u>	<u>1982B</u>	<u>1983-87</u>	<u>1987B</u>	<u>1988-91</u>	<u>1993-98</u>	<u>2000</u>	<u>2002</u>	<u>2004</u>	<u>2006</u>	<u>2008</u>	<u>2010</u>	<u>2012</u>	<u>2014</u>	<u>ALL</u>
0-9	0-9	0	0	0	0	0	0	0	0	31	0	0	0	0	0	31
10-19	10-19	0	0	0	0	0	0	0	0	16	0	0	0	0	0	16
20-29	20-29	0	0	0	0	0	0	0	0	7	0	0	0	0	0	7
30-39	30-39	0	0	0	0	0	0	0	0	9	0	0	0	0	0	9
40-49	40-49	0	0	0	0	0	0	0	0	3	0	0	0	0	0	3
50-59	50-59	0	0	0	0	0	0	0	0	5	0	0	0	0	0	5
60-69	60-69	0	0	0	0	0	0	0	0	0	0	0	0	0	0	0
70-79	70-79	0	0	0	0	0	0	0	0	0	0	0	0	0	0	0
Don't Know	98	0	0	0	0	0	0	0	0	3	0	0	0	0	0	3
No answer	99	0	0	0	0	0	0	0	0	9	0	0	0	0	0	9
Not applicable	IAP	13626	354	7542	353	5907	10334	2817	2765	2729	4510	2023	2044	1974	2538	59516

2. Second veterans' group

[VAR: YRVET2]

<u>RESPONSE</u>	<u>PUNCH</u>	<u>YEAR</u>														
		<u>1972-82</u>	<u>1982B</u>	<u>1983-87</u>	<u>1987B</u>	<u>1988-91</u>	<u>1993-98</u>	<u>2000</u>	<u>2002</u>	<u>2004</u>	<u>2006</u>	<u>2008</u>	<u>2010</u>	<u>2012</u>	<u>2014</u>	<u>ALL</u>
0-9	0-9	0	0	0	0	0	0	0	0	3	0	0	0	0	0	3
10-19	10-19	0	0	0	0	0	0	0	0	3	0	0	0	0	0	3
20-29	20-29	0	0	0	0	0	0	0	0	1	0	0	0	0	0	1
30-39	30-39	0	0	0	0	0	0	0	0	0	0	0	0	0	0	0
40-49	40-49	0	0	0	0	0	0	0	0	2	0	0	0	0	0	2
50-59	50-59	0	0	0	0	0	0	0	0	0	0	0	0	0	0	0
60-69	60-69	0	0	0	0	0	0	0	0	0	0	0	0	0	0	0
70-79	70-79	0	0	0	0	0	0	0	0	0	0	0	0	0	0	0
Don't Know	98	0	0	0	0	0	0	0	0	0	0	0	0	0	0	0
No answer	99	0	0	0	0	0	0	0	0	7	0	0	0	0	0	7
Not applicable	IAP	13626	354	7542	353	5907	10334	2817	2765	2796	4510	2023	2044	1974	2538	59583

3. Third veterans' group

[VAR: YRVET3]

RESPONSE	PUNCH	YEAR														
		<u>1972-82</u>	<u>1982B</u>	<u>1983-87</u>	<u>1987B</u>	<u>1988-91</u>	<u>1993-98</u>	<u>2000</u>	<u>2002</u>	<u>2004</u>	<u>2006</u>	<u>2008</u>	<u>2010</u>	<u>2012</u>	<u>2014</u>	<u>ALL</u>
0-9	0-9	0	0	0	0	0	0	0	0	2	0	0	0	0	0	2
10-19	10-19	0	0	0	0	0	0	0	0	1	0	0	0	0	0	1
20-29	20-29	0	0	0	0	0	0	0	0	0	0	0	0	0	0	0
30-39	30-39	0	0	0	0	0	0	0	0	0	0	0	0	0	0	0
40-49	40-49	0	0	0	0	0	0	0	0	0	0	0	0	0	0	0
50-59	50-59	0	0	0	0	0	0	0	0	0	0	0	0	0	0	0
60-69	60-69	0	0	0	0	0	0	0	0	0	0	0	0	0	0	0
70-79	70-79	0	0	0	0	0	0	0	0	0	0	0	0	0	0	0
Don't Know	98	0	0	0	0	0	0	0	0	0	0	0	0	0	0	0
No answer	99	0	0	0	0	0	0	0	0	7	0	0	0	0	0	7
Not applicable	IAP	13626	354	7542	353	5907	10334	2817	2765	2802	4510	2023	2044	1974	2538	59589

4. Fourth veterans' group

[VAR: YRVET4]

RESPONSE	PUNCH	YEAR														
		<u>1972-82</u>	<u>1982B</u>	<u>1983-87</u>	<u>1987B</u>	<u>1988-91</u>	<u>1993-98</u>	<u>2000</u>	<u>2002</u>	<u>2004</u>	<u>2006</u>	<u>2008</u>	<u>2010</u>	<u>2012</u>	<u>2014</u>	<u>ALL</u>
0-9	0-9	0	0	0	0	0	0	0	0	0	0	0	0	0	0	0
10-19	10-19	0	0	0	0	0	0	0	0	1	0	0	0	0	0	1
20-29	20-29	0	0	0	0	0	0	0	0	0	0	0	0	0	0	0
30-39	30-39	0	0	0	0	0	0	0	0	0	0	0	0	0	0	0
40-49	40-49	0	0	0	0	0	0	0	0	0	0	0	0	0	0	0
50-59	50-59	0	0	0	0	0	0	0	0	0	0	0	0	0	0	0
60-69	60-69	0	0	0	0	0	0	0	0	0	0	0	0	0	0	0
70-79	70-79	0	0	0	0	0	0	0	0	0	0	0	0	0	0	0
Don't Know	98	0	0	0	0	0	0	0	0	1	0	0	0	0	0	1
No answer	99	0	0	0	0	0	0	0	0	7	0	0	0	0	0	7
Not applicable	IAP	13626	354	7542	353	5907	10334	2817	2765	2803	4510	2023	2044	1974	2538	59590

5. Fifth veterans' group

[VAR: YRVET5]

<u>RESPONSE</u>	<u>PUNCH</u>	<u>YEAR</u>														
		<u>1972-82</u>	<u>1982B</u>	<u>1983-87</u>	<u>1987B</u>	<u>1988-91</u>	<u>1993-98</u>	<u>2000</u>	<u>2002</u>	<u>2004</u>	<u>2006</u>	<u>2008</u>	<u>2010</u>	<u>2012</u>	<u>2014</u>	<u>ALL</u>
0-9	0-9	0	0	0	0	0	0	0	0	0	0	0	0	0	0	0
10-19	10-19	0	0	0	0	0	0	0	0	1	0	0	0	0	0	1
20-29	20-29	0	0	0	0	0	0	0	0	0	0	0	0	0	0	0
30-39	30-39	0	0	0	0	0	0	0	0	0	0	0	0	0	0	0
40-49	40-49	0	0	0	0	0	0	0	0	0	0	0	0	0	0	0
50-59	50-59	0	0	0	0	0	0	0	0	0	0	0	0	0	0	0
60-69	60-69	0	0	0	0	0	0	0	0	0	0	0	0	0	0	0
70-79	70-79	0	0	0	0	0	0	0	0	0	0	0	0	0	0	0
Don't Know	98	0	0	0	0	0	0	0	0	0	0	0	0	0	0	0
No answer	99	0	0	0	0	0	0	0	0	7	0	0	0	0	0	7
Not applicable	IAP	13626	354	7542	353	5907	10334	2817	2765	2804	4510	2023	2044	1974	2538	59591

D. How many years have you been a member of...?

1. First political club

[VAR: YRPOLIT1]

<u>RESPONSE</u>	<u>PUNCH</u>	<u>YEAR</u>														
		<u>1972-82</u>	<u>1982B</u>	<u>1983-87</u>	<u>1987B</u>	<u>1988-91</u>	<u>1993-98</u>	<u>2000</u>	<u>2002</u>	<u>2004</u>	<u>2006</u>	<u>2008</u>	<u>2010</u>	<u>2012</u>	<u>2014</u>	<u>ALL</u>
0-9	0-9	0	0	0	0	0	0	0	0	28	0	0	0	0	0	28
10-19	10-19	0	0	0	0	0	0	0	0	18	0	0	0	0	0	18
20-29	20-29	0	0	0	0	0	0	0	0	5	0	0	0	0	0	5
30-39	30-39	0	0	0	0	0	0	0	0	2	0	0	0	0	0	2
40-49	40-49	0	0	0	0	0	0	0	0	2	0	0	0	0	0	2
50-59	50-59	0	0	0	0	0	0	0	0	1	0	0	0	0	0	1
60-69	60-69	0	0	0	0	0	0	0	0	0	0	0	0	0	0	0
70-79	70-79	0	0	0	0	0	0	0	0	0	0	0	0	0	0	0
Don't Know	98	0	0	0	0	0	0	0	0	5	0	0	0	0	0	5
No answer	99	0	0	0	0	0	0	0	0	7	0	0	0	0	0	7
Not applicable	IAP	13626	354	7542	353	5907	10334	2817	2765	2744	4510	2023	2044	1974	2538	59531

2. Second political club

[VAR: YRPOLIT2]

RESPONSE	PUNCH	YEAR														
		<u>1972-82</u>	<u>1982B</u>	<u>1983-87</u>	<u>1987B</u>	<u>1988-91</u>	<u>1993-98</u>	<u>2000</u>	<u>2002</u>	<u>2004</u>	<u>2006</u>	<u>2008</u>	<u>2010</u>	<u>2012</u>	<u>2014</u>	<u>ALL</u>
0-9	0-9	0	0	0	0	0	0	0	0	4	0	0	0	0	0	4
10-19	10-19	0	0	0	0	0	0	0	0	2	0	0	0	0	0	2
20-29	20-29	0	0	0	0	0	0	0	0	1	0	0	0	0	0	1
30-39	30-39	0	0	0	0	0	0	0	0	1	0	0	0	0	0	1
40-49	40-49	0	0	0	0	0	0	0	0	0	0	0	0	0	0	0
50-59	50-59	0	0	0	0	0	0	0	0	0	0	0	0	0	0	0
60-69	60-69	0	0	0	0	0	0	0	0	0	0	0	0	0	0	0
70-79	70-79	0	0	0	0	0	0	0	0	0	0	0	0	0	0	0
Don't Know	98	0	0	0	0	0	0	0	0	0	0	0	0	0	0	0
No answer	99	0	0	0	0	0	0	0	0	6	0	0	0	0	0	6
Not applicable	IAP	13626	354	7542	353	5907	10334	2817	2765	2798	4510	2023	2044	1974	2538	59585

3. Third political club

[VAR: YRPOLIT3]

RESPONSE	PUNCH	YEAR														
		<u>1972-82</u>	<u>1982B</u>	<u>1983-87</u>	<u>1987B</u>	<u>1988-91</u>	<u>1993-98</u>	<u>2000</u>	<u>2002</u>	<u>2004</u>	<u>2006</u>	<u>2008</u>	<u>2010</u>	<u>2012</u>	<u>2014</u>	<u>ALL</u>
0-9	0-9	0	0	0	0	0	0	0	0	3	0	0	0	0	0	3
10-19	10-19	0	0	0	0	0	0	0	0	0	0	0	0	0	0	0
20-29	20-29	0	0	0	0	0	0	0	0	1	0	0	0	0	0	1
30-39	30-39	0	0	0	0	0	0	0	0	0	0	0	0	0	0	0
40-49	40-49	0	0	0	0	0	0	0	0	0	0	0	0	0	0	0
50-59	50-59	0	0	0	0	0	0	0	0	0	0	0	0	0	0	0
60-69	60-69	0	0	0	0	0	0	0	0	0	0	0	0	0	0	0
70-79	70-79	0	0	0	0	0	0	0	0	0	0	0	0	0	0	0
Don't Know	98	0	0	0	0	0	0	0	0	1	0	0	0	0	0	1
No answer	99	0	0	0	0	0	0	0	0	6	0	0	0	0	0	6
Not applicable	IAP	13626	354	7542	353	5907	10334	2817	2765	2801	4510	2023	2044	1974	2538	59588

E. How many years have you been a member of

1. First labor union

[VAR: YRUNION1]

<u>RESPONSE</u>	<u>PUNCH</u>	<u>YEAR</u>														
		<u>1972-82</u>	<u>1982B</u>	<u>1983-87</u>	<u>1987B</u>	<u>1988-91</u>	<u>1993-98</u>	<u>2000</u>	<u>2002</u>	<u>2004</u>	<u>2006</u>	<u>2008</u>	<u>2010</u>	<u>2012</u>	<u>2014</u>	<u>ALL</u>
0-9	0-9	0	0	0	0	0	0	0	0	66	0	0	0	0	0	66
10-19	10-19	0	0	0	0	0	0	0	0	32	0	0	0	0	0	32
20-29	20-29	0	0	0	0	0	0	0	0	19	0	0	0	0	0	19
30-39	30-39	0	0	0	0	0	0	0	0	14	0	0	0	0	0	14
40-49	40-49	0	0	0	0	0	0	0	0	6	0	0	0	0	0	6
50-59	50-59	0	0	0	0	0	0	0	0	0	0	0	0	0	0	0
60-69	60-69	0	0	0	0	0	0	0	0	0	0	0	0	0	0	0
70-79	70-79	0	0	0	0	0	0	0	0	0	0	0	0	0	0	0
Don't Know	98	0	0	0	0	0	0	0	0	0	0	0	0	0	0	0
No answer	99	0	0	0	0	0	0	0	0	9	0	0	0	0	0	9
Not applicable	IAP	13626	354	7542	353	5907	10334	2817	2765	2666	4510	2023	2044	1974	2538	59453

2. Second labor union

[VAR: YRUNION2]

<u>RESPONSE</u>	<u>PUNCH</u>	<u>YEAR</u>														
		<u>1972-82</u>	<u>1982B</u>	<u>1983-87</u>	<u>1987B</u>	<u>1988-91</u>	<u>1993-98</u>	<u>2000</u>	<u>2002</u>	<u>2004</u>	<u>2006</u>	<u>2008</u>	<u>2010</u>	<u>2012</u>	<u>2014</u>	<u>ALL</u>
0-9	0-9	0	0	0	0	0	0	0	0	4	0	0	0	0	0	4
10-19	10-19	0	0	0	0	0	0	0	0	4	0	0	0	0	0	4
20-29	20-29	0	0	0	0	0	0	0	0	1	0	0	0	0	0	1
30-39	30-39	0	0	0	0	0	0	0	0	1	0	0	0	0	0	1
40-49	40-49	0	0	0	0	0	0	0	0	1	0	0	0	0	0	1
50-59	50-59	0	0	0	0	0	0	0	0	0	0	0	0	0	0	0
60-69	60-69	0	0	0	0	0	0	0	0	0	0	0	0	0	0	0
70-79	70-79	0	0	0	0	0	0	0	0	0	0	0	0	0	0	0
Don't Know	98	0	0	0	0	0	0	0	0	0	0	0	0	0	0	0
No answer	99	0	0	0	0	0	0	0	0	7	0	0	0	0	0	7
Not applicable	IAP	13626	354	7542	353	5907	10334	2817	2765	2794	4510	2023	2044	1974	2538	59581

3. Third labor union

[VAR: YRUNION3]

RESPONSE	PUNCH	YEAR														
		<u>1972-82</u>	<u>1982B</u>	<u>1983-87</u>	<u>1987B</u>	<u>1988-91</u>	<u>1993-98</u>	<u>2000</u>	<u>2002</u>	<u>2004</u>	<u>2006</u>	<u>2008</u>	<u>2010</u>	<u>2012</u>	<u>2014</u>	<u>ALL</u>
0-9	0-9	0	0	0	0	0	0	0	0	0	0	0	0	0	0	0
10-19	10-19	0	0	0	0	0	0	0	0	1	0	0	0	0	0	1
20-29	20-29	0	0	0	0	0	0	0	0	1	0	0	0	0	0	1
30-39	30-39	0	0	0	0	0	0	0	0	0	0	0	0	0	0	0
40-49	40-49	0	0	0	0	0	0	0	0	0	0	0	0	0	0	0
50-59	50-59	0	0	0	0	0	0	0	0	0	0	0	0	0	0	0
60-69	60-69	0	0	0	0	0	0	0	0	0	0	0	0	0	0	0
70-79	70-79	0	0	0	0	0	0	0	0	0	0	0	0	0	0	0
Don't Know	98	0	0	0	0	0	0	0	0	0	0	0	0	0	0	0
No answer	99	0	0	0	0	0	0	0	0	7	0	0	0	0	0	7
Not applicable	IAP	13626	354	7542	353	5907	10334	2817	2765	2803	4510	2023	2044	1974	2538	59590

4. Fourth labor union

[VAR: YRUNION4]

RESPONSE	PUNCH	YEAR														
		<u>1972-82</u>	<u>1982B</u>	<u>1983-87</u>	<u>1987B</u>	<u>1988-91</u>	<u>1993-98</u>	<u>2000</u>	<u>2002</u>	<u>2004</u>	<u>2006</u>	<u>2008</u>	<u>2010</u>	<u>2012</u>	<u>2014</u>	<u>ALL</u>
0-9	0-9	0	0	0	0	0	0	0	0	0	0	0	0	0	0	0
10-19	10-19	0	0	0	0	0	0	0	0	0	0	0	0	0	0	0
20-29	20-29	0	0	0	0	0	0	0	0	0	0	0	0	0	0	0
30-39	30-39	0	0	0	0	0	0	0	0	1	0	0	0	0	0	1
40-49	40-49	0	0	0	0	0	0	0	0	0	0	0	0	0	0	0
50-59	50-59	0	0	0	0	0	0	0	0	0	0	0	0	0	0	0
60-69	60-69	0	0	0	0	0	0	0	0	0	0	0	0	0	0	0
70-79	70-79	0	0	0	0	0	0	0	0	0	0	0	0	0	0	0
Don't Know	98	0	0	0	0	0	0	0	0	0	0	0	0	0	0	0
No answer	99	0	0	0	0	0	0	0	0	7	0	0	0	0	0	7
Not applicable	IAP	13626	354	7542	353	5907	10334	2817	2765	2804	4510	2023	2044	1974	2538	59591

F. How many years have you been a member of

1. First sports group

[VAR: YRSPORT1]

<u>RESPONSE</u>	<u>PUNCH</u>	<u>YEAR</u>														
		<u>1972-82</u>	<u>1982B</u>	<u>1983-87</u>	<u>1987B</u>	<u>1988-91</u>	<u>1993-98</u>	<u>2000</u>	<u>2002</u>	<u>2004</u>	<u>2006</u>	<u>2008</u>	<u>2010</u>	<u>2012</u>	<u>2014</u>	<u>ALL</u>
0-9	0-9	0	0	0	0	0	0	0	0	161	0	0	0	0	0	161
10-19	10-19	0	0	0	0	0	0	0	0	44	0	0	0	0	0	44
20-29	20-29	0	0	0	0	0	0	0	0	24	0	0	0	0	0	24
30-39	30-39	0	0	0	0	0	0	0	0	6	0	0	0	0	0	6
40-49	40-49	0	0	0	0	0	0	0	0	5	0	0	0	0	0	5
50-59	50-59	0	0	0	0	0	0	0	0	2	0	0	0	0	0	2
60-69	60-69	0	0	0	0	0	0	0	0	0	0	0	0	0	0	0
70-79	70-79	0	0	0	0	0	0	0	0	0	0	0	0	0	0	0
Don't Know	98	0	0	0	0	0	0	0	0	0	0	0	0	0	0	0
No answer	99	0	0	0	0	0	0	0	0	9	0	0	0	0	0	9
Not applicable	IAP	13626	354	7542	353	5907	10334	2817	2765	2561	4510	2023	2044	1974	2538	59348

2. Second sports group

[VAR: YRSPORT2]

<u>RESPONSE</u>	<u>PUNCH</u>	<u>YEAR</u>														
		<u>1972-82</u>	<u>1982B</u>	<u>1983-87</u>	<u>1987B</u>	<u>1988-91</u>	<u>1993-98</u>	<u>2000</u>	<u>2002</u>	<u>2004</u>	<u>2006</u>	<u>2008</u>	<u>2010</u>	<u>2012</u>	<u>2014</u>	<u>ALL</u>
0-9	0-9	0	0	0	0	0	0	0	0	46	0	0	0	0	0	46
10-19	10-19	0	0	0	0	0	0	0	0	11	0	0	0	0	0	11
20-29	20-29	0	0	0	0	0	0	0	0	3	0	0	0	0	0	3
30-39	30-39	0	0	0	0	0	0	0	0	1	0	0	0	0	0	1
40-49	40-49	0	0	0	0	0	0	0	0	2	0	0	0	0	0	2
50-59	50-59	0	0	0	0	0	0	0	0	0	0	0	0	0	0	0
60-69	60-69	0	0	0	0	0	0	0	0	0	0	0	0	0	0	0
70-79	70-79	0	0	0	0	0	0	0	0	0	0	0	0	0	0	0
Don't Know	98	0	0	0	0	0	0	0	0	0	0	0	0	0	0	0
No answer	99	0	0	0	0	0	0	0	0	9	0	0	0	0	0	9
Not applicable	IAP	13626	354	7542	353	5907	10334	2817	2765	2740	4510	2023	2044	1974	2538	59527

3. Third sports group

[VAR: YRSPORT3]

RESPONSE	PUNCH	YEAR														
		<u>1972-82</u>	<u>1982B</u>	<u>1983-87</u>	<u>1987B</u>	<u>1988-91</u>	<u>1993-98</u>	<u>2000</u>	<u>2002</u>	<u>2004</u>	<u>2006</u>	<u>2008</u>	<u>2010</u>	<u>2012</u>	<u>2014</u>	<u>ALL</u>
0-9	0-9	0	0	0	0	0	0	0	0	0	0	0	0	0	0	0
10-19	10-19	0	0	0	0	0	0	0	0	14	0	0	0	0	0	14
20-29	20-29	0	0	0	0	0	0	0	0	1	0	0	0	0	0	1
30-39	30-39	0	0	0	0	0	0	0	0	2	0	0	0	0	0	2
40-49	40-49	0	0	0	0	0	0	0	0	1	0	0	0	0	0	1
50-59	50-59	0	0	0	0	0	0	0	0	1	0	0	0	0	0	1
60-69	60-69	0	0	0	0	0	0	0	0	0	0	0	0	0	0	0
70-79	70-79	0	0	0	0	0	0	0	0	0	0	0	0	0	0	0
Don't Know	98	0	0	0	0	0	0	0	0	0	0	0	0	0	0	0
No answer	99	0	0	0	0	0	0	0	0	9	0	0	0	0	0	9
Not applicable	IAP	13626	354	7542	353	5907	10334	2817	2765	2784	4510	2023	2044	1974	2538	59571

4. Fourth sports group

[VAR: YRSPORT4]

RESPONSE	PUNCH	YEAR														
		<u>1972-82</u>	<u>1982B</u>	<u>1983-87</u>	<u>1987B</u>	<u>1988-91</u>	<u>1993-98</u>	<u>2000</u>	<u>2002</u>	<u>2004</u>	<u>2006</u>	<u>2008</u>	<u>2010</u>	<u>2012</u>	<u>2014</u>	<u>ALL</u>
0-9	0-9	0	0	0	0	0	0	0	0	2	0	0	0	0	0	2
10-19	10-19	0	0	0	0	0	0	0	0	0	0	0	0	0	0	0
20-29	20-29	0	0	0	0	0	0	0	0	1	0	0	0	0	0	1
30-39	30-39	0	0	0	0	0	0	0	0	0	0	0	0	0	0	0
40-49	40-49	0	0	0	0	0	0	0	0	0	0	0	0	0	0	0
50-59	50-59	0	0	0	0	0	0	0	0	0	0	0	0	0	0	0
60-69	60-69	0	0	0	0	0	0	0	0	0	0	0	0	0	0	0
70-79	70-79	0	0	0	0	0	0	0	0	0	0	0	0	0	0	0
Don't Know	98	0	0	0	0	0	0	0	0	0	0	0	0	0	0	0
No answer	99	0	0	0	0	0	0	0	0	8	0	0	0	0	0	8
Not applicable	IAP	13626	354	7542	353	5907	10334	2817	2765	2801	4510	2023	2044	1974	2538	59588

5. Fifth sports group

[VAR: YRSPORT5]

RESPONSE	PUNCH	YEAR														
		<u>1972-82</u>	<u>1982B</u>	<u>1983-87</u>	<u>1987B</u>	<u>1988-91</u>	<u>1993-98</u>	<u>2000</u>	<u>2002</u>	<u>2004</u>	<u>2006</u>	<u>2008</u>	<u>2010</u>	<u>2012</u>	<u>2014</u>	<u>ALL</u>
0-9	0-9	0	0	0	0	0	0	0	0	0	0	0	0	0	0	0
10-19	10-19	0	0	0	0	0	0	0	0	0	0	0	0	0	0	0
20-29	20-29	0	0	0	0	0	0	0	0	0	0	0	0	0	0	0
30-39	30-39	0	0	0	0	0	0	0	0	0	0	0	0	0	0	0
40-49	40-49	0	0	0	0	0	0	0	0	0	0	0	0	0	0	0
50-59	50-59	0	0	0	0	0	0	0	0	0	0	0	0	0	0	0
60-69	60-69	0	0	0	0	0	0	0	0	0	0	0	0	0	0	0
70-79	70-79	0	0	0	0	0	0	0	0	0	0	0	0	0	0	0
Don't Know	98	0	0	0	0	0	0	0	0	0	0	0	0	0	0	0
No answer	99	0	0	0	0	0	0	0	0	8	0	0	0	0	0	8
Not applicable	IAP	13626	354	7542	353	5907	10334	2817	2765	2804	4510	2023	2044	1974	2538	59591

6. Sixth sports group

[VAR: YRSPORT6]

RESPONSE	PUNCH	YEAR														
		<u>1972-82</u>	<u>1982B</u>	<u>1983-87</u>	<u>1987B</u>	<u>1988-91</u>	<u>1993-98</u>	<u>2000</u>	<u>2002</u>	<u>2004</u>	<u>2006</u>	<u>2008</u>	<u>2010</u>	<u>2012</u>	<u>2014</u>	<u>ALL</u>
0-9	0-9	0	0	0	0	0	0	0	0	0	0	0	0	0	0	0
10-19	10-19	0	0	0	0	0	0	0	0	0	0	0	0	0	0	0
20-29	20-29	0	0	0	0	0	0	0	0	0	0	0	0	0	0	0
30-39	30-39	0	0	0	0	0	0	0	0	0	0	0	0	0	0	0
40-49	40-49	0	0	0	0	0	0	0	0	0	0	0	0	0	0	0
50-59	50-59	0	0	0	0	0	0	0	0	0	0	0	0	0	0	0
60-69	60-69	0	0	0	0	0	0	0	0	0	0	0	0	0	0	0
70-79	70-79	0	0	0	0	0	0	0	0	0	0	0	0	0	0	0
Don't Know	98	0	0	0	0	0	0	0	0	0	0	0	0	0	0	0
No answer	99	0	0	0	0	0	0	0	0	8	0	0	0	0	0	8
Not applicable	IAP	13626	354	7542	353	5907	10334	2817	2765	2804	4510	2023	2044	1974	2538	59591

G. How many years have you been a member of

1. First youth group

[VAR: YRYOUTH1]

<u>RESPONSE</u>	<u>PUNCH</u>	<u>YEAR</u>														
		<u>1972-82</u>	<u>1982B</u>	<u>1983-87</u>	<u>1987B</u>	<u>1988-91</u>	<u>1993-98</u>	<u>2000</u>	<u>2002</u>	<u>2004</u>	<u>2006</u>	<u>2008</u>	<u>2010</u>	<u>2012</u>	<u>2014</u>	<u>ALL</u>
0-9	0-9	0	0	0	0	0	0	0	0	109	0	0	0	0	0	109
10-19	10-19	0	0	0	0	0	0	0	0	23	0	0	0	0	0	23
20-29	20-29	0	0	0	0	0	0	0	0	8	0	0	0	0	0	8
30-39	30-39	0	0	0	0	0	0	0	0	3	0	0	0	0	0	3
40-49	40-49	0	0	0	0	0	0	0	0	0	0	0	0	0	0	0
50-59	50-59	0	0	0	0	0	0	0	0	1	0	0	0	0	0	1
60-69	60-69	0	0	0	0	0	0	0	0	0	0	0	0	0	0	0
70-79	70-79	0	0	0	0	0	0	0	0	0	0	0	0	0	0	0
Don't Know	98	0	0	0	0	0	0	0	0	3	0	0	0	0	0	3
No answer	99	0	0	0	0	0	0	0	0	9	0	0	0	0	0	9
Not applicable	IAP	13626	354	7542	353	5907	10334	2817	2765	2656	4510	2023	2044	1974	2538	59443

2. Second youth group

[VAR: YRYOUTH2]

<u>RESPONSE</u>	<u>PUNCH</u>	<u>YEAR</u>														
		<u>1972-82</u>	<u>1982B</u>	<u>1983-87</u>	<u>1987B</u>	<u>1988-91</u>	<u>1993-98</u>	<u>2000</u>	<u>2002</u>	<u>2004</u>	<u>2006</u>	<u>2008</u>	<u>2010</u>	<u>2012</u>	<u>2014</u>	<u>ALL</u>
0-9	0-9	0	0	0	0	0	0	0	0	8	0	0	0	0	0	8
10-19	10-19	0	0	0	0	0	0	0	0	2	0	0	0	0	0	2
20-29	20-29	0	0	0	0	0	0	0	0	0	0	0	0	0	0	0
30-39	30-39	0	0	0	0	0	0	0	0	0	0	0	0	0	0	0
40-49	40-49	0	0	0	0	0	0	0	0	0	0	0	0	0	0	0
50-59	50-59	0	0	0	0	0	0	0	0	0	0	0	0	0	0	0
60-69	60-69	0	0	0	0	0	0	0	0	0	0	0	0	0	0	0
70-79	70-79	0	0	0	0	0	0	0	0	0	0	0	0	0	0	0
Don't Know	98	0	0	0	0	0	0	0	0	2	0	0	0	0	0	2
No answer	99	0	0	0	0	0	0	0	0	7	0	0	0	0	0	7
Not applicable	IAP	13626	354	7542	353	5907	10334	2817	2765	2793	4510	2023	2044	1974	2538	59580

3. Third youth group

[VAR: YRYOUTH3]

RESPONSE	PUNCH	YEAR														
		<u>1972-82</u>	<u>1982B</u>	<u>1983-87</u>	<u>1987B</u>	<u>1988-91</u>	<u>1993-98</u>	<u>2000</u>	<u>2002</u>	<u>2004</u>	<u>2006</u>	<u>2008</u>	<u>2010</u>	<u>2012</u>	<u>2014</u>	<u>ALL</u>
0-9	0-9	0	0	0	0	0	0	0	0	2	0	0	0	0	0	2
10-19	10-19	0	0	0	0	0	0	0	0	0	0	0	0	0	0	0
20-29	20-29	0	0	0	0	0	0	0	0	0	0	0	0	0	0	0
30-39	30-39	0	0	0	0	0	0	0	0	0	0	0	0	0	0	0
40-49	40-49	0	0	0	0	0	0	0	0	0	0	0	0	0	0	0
50-59	50-59	0	0	0	0	0	0	0	0	0	0	0	0	0	0	0
60-69	60-69	0	0	0	0	0	0	0	0	0	0	0	0	0	0	0
70-79	70-79	0	0	0	0	0	0	0	0	0	0	0	0	0	0	0
Don't Know	98	0	0	0	0	0	0	0	0	0	0	0	0	0	0	0
No answer	99	0	0	0	0	0	0	0	0	7	0	0	0	0	0	7
Not applicable	IAP	13626	354	7542	353	5907	10334	2817	2765	2803	4510	2023	2044	1974	2538	59590

4. Fourth youth group

[VAR: YRYOUTH4]

RESPONSE	PUNCH	YEAR														
		<u>1972-82</u>	<u>1982B</u>	<u>1983-87</u>	<u>1987B</u>	<u>1988-91</u>	<u>1993-98</u>	<u>2000</u>	<u>2002</u>	<u>2004</u>	<u>2006</u>	<u>2008</u>	<u>2010</u>	<u>2012</u>	<u>2014</u>	<u>ALL</u>
0-9	0-9	0	0	0	0	0	0	0	0	1	0	0	0	0	0	1
10-19	10-19	0	0	0	0	0	0	0	0	0	0	0	0	0	0	0
20-29	20-29	0	0	0	0	0	0	0	0	0	0	0	0	0	0	0
30-39	30-39	0	0	0	0	0	0	0	0	0	0	0	0	0	0	0
40-49	40-49	0	0	0	0	0	0	0	0	0	0	0	0	0	0	0
50-59	50-59	0	0	0	0	0	0	0	0	0	0	0	0	0	0	0
60-69	60-69	0	0	0	0	0	0	0	0	0	0	0	0	0	0	0
70-79	70-79	0	0	0	0	0	0	0	0	0	0	0	0	0	0	0
Don't Know	98	0	0	0	0	0	0	0	0	0	0	0	0	0	0	0
No answer	99	0	0	0	0	0	0	0	0	7	0	0	0	0	0	7
Not applicable	IAP	13626	354	7542	353	5907	10334	2817	2765	2804	4510	2023	2044	1974	2538	59591

5. Fifth youth group

[VAR: YRYOUTH5]

<u>RESPONSE</u>	<u>PUNCH</u>	<u>YEAR</u>														
		<u>1972-82</u>	<u>1982B</u>	<u>1983-87</u>	<u>1987B</u>	<u>1988-91</u>	<u>1993-98</u>	<u>2000</u>	<u>2002</u>	<u>2004</u>	<u>2006</u>	<u>2008</u>	<u>2010</u>	<u>2012</u>	<u>2014</u>	<u>ALL</u>
0-9	0-9	0	0	0	0	0	0	0	0	1	0	0	0	0	0	1
10-19	10-19	0	0	0	0	0	0	0	0	0	0	0	0	0	0	0
20-29	20-29	0	0	0	0	0	0	0	0	0	0	0	0	0	0	0
30-39	30-39	0	0	0	0	0	0	0	0	0	0	0	0	0	0	0
40-49	40-49	0	0	0	0	0	0	0	0	0	0	0	0	0	0	0
50-59	50-59	0	0	0	0	0	0	0	0	0	0	0	0	0	0	0
60-69	60-69	0	0	0	0	0	0	0	0	0	0	0	0	0	0	0
70-79	70-79	0	0	0	0	0	0	0	0	0	0	0	0	0	0	0
Don't Know	98	0	0	0	0	0	0	0	0	0	0	0	0	0	0	0
No answer	99	0	0	0	0	0	0	0	0	7	0	0	0	0	0	7
Not applicable	IAP	13626	354	7542	353	5907	10334	2817	2765	2804	4510	2023	2044	1974	2538	59591

H. How many years have you been a member of

1. First school service group

[VAR: YRSCHL1]

<u>RESPONSE</u>	<u>PUNCH</u>	<u>YEAR</u>														
		<u>1972-82</u>	<u>1982B</u>	<u>1983-87</u>	<u>1987B</u>	<u>1988-91</u>	<u>1993-98</u>	<u>2000</u>	<u>2002</u>	<u>2004</u>	<u>2006</u>	<u>2008</u>	<u>2010</u>	<u>2012</u>	<u>2014</u>	<u>ALL</u>
0-9	0-9	0	0	0	0	0	0	0	0	157	0	0	0	0	0	157
10-19	10-19	0	0	0	0	0	0	0	0	23	0	0	0	0	0	23
20-29	20-29	0	0	0	0	0	0	0	0	5	0	0	0	0	0	5
30-39	30-39	0	0	0	0	0	0	0	0	4	0	0	0	0	0	4
40-49	40-49	0	0	0	0	0	0	0	0	0	0	0	0	0	0	0
50-59	50-59	0	0	0	0	0	0	0	0	2	0	0	0	0	0	2
60-69	60-69	0	0	0	0	0	0	0	0	0	0	0	0	0	0	0
70-79	70-79	0	0	0	0	0	0	0	0	0	0	0	0	0	0	0
Don't Know	98	0	0	0	0	0	0	0	0	7	0	0	0	0	0	7
No answer	99	0	0	0	0	0	0	0	0	13	0	0	0	0	0	13
Not applicable	IAP	13626	354	7542	353	5907	10334	2817	2765	2601	4510	2023	2044	1974	2538	59388

2. Second school service group

[VAR: YRSCHL2]

RESPONSE	PUNCH	YEAR														
		<u>1972-82</u>	<u>1982B</u>	<u>1983-87</u>	<u>1987B</u>	<u>1988-91</u>	<u>1993-98</u>	<u>2000</u>	<u>2002</u>	<u>2004</u>	<u>2006</u>	<u>2008</u>	<u>2010</u>	<u>2012</u>	<u>2014</u>	<u>ALL</u>
0-9	0-9	0	0	0	0	0	0	0	0	13	0	0	0	0	0	13
10-19	10-19	0	0	0	0	0	0	0	0	3	0	0	0	0	0	3
20-29	20-29	0	0	0	0	0	0	0	0	1	0	0	0	0	0	1
30-39	30-39	0	0	0	0	0	0	0	0	0	0	0	0	0	0	0
40-49	40-49	0	0	0	0	0	0	0	0	0	0	0	0	0	0	0
50-59	50-59	0	0	0	0	0	0	0	0	0	0	0	0	0	0	0
60-69	60-69	0	0	0	0	0	0	0	0	0	0	0	0	0	0	0
70-79	70-79	0	0	0	0	0	0	0	0	0	0	0	0	0	0	0
Don't Know	98	0	0	0	0	0	0	0	0	1	0	0	0	0	0	1
No answer	99	0	0	0	0	0	0	0	0	9	0	0	0	0	0	9
Not applicable	IAP	13626	354	7542	353	5907	10334	2817	2765	2785	4510	2023	2044	1974	2538	59572

3. Third school service group

[VAR: YRSCHL3]

RESPONSE	PUNCH	YEAR														
		<u>1972-82</u>	<u>1982B</u>	<u>1983-87</u>	<u>1987B</u>	<u>1988-91</u>	<u>1993-98</u>	<u>2000</u>	<u>2002</u>	<u>2004</u>	<u>2006</u>	<u>2008</u>	<u>2010</u>	<u>2012</u>	<u>2014</u>	<u>ALL</u>
0-9	0-9	0	0	0	0	0	0	0	0	4	0	0	0	0	0	4
10-19	10-19	0	0	0	0	0	0	0	0	0	0	0	0	0	0	0
20-29	20-29	0	0	0	0	0	0	0	0	0	0	0	0	0	0	0
30-39	30-39	0	0	0	0	0	0	0	0	0	0	0	0	0	0	0
40-49	40-49	0	0	0	0	0	0	0	0	0	0	0	0	0	0	0
50-59	50-59	0	0	0	0	0	0	0	0	0	0	0	0	0	0	0
60-69	60-69	0	0	0	0	0	0	0	0	0	0	0	0	0	0	0
70-79	70-79	0	0	0	0	0	0	0	0	0	0	0	0	0	0	0
Don't Know	98	0	0	0	0	0	0	0	0	0	0	0	0	0	0	0
No answer	99	0	0	0	0	0	0	0	0	8	0	0	0	0	0	8
Not applicable	IAP	13626	354	7542	353	5907	10334	2817	2765	2800	4510	2023	2044	1974	2538	59587

4. Fourth school service group

[VAR: YRSCHL4]

<u>RESPONSE</u>	<u>PUNCH</u>	<u>YEAR</u>														
		<u>1972-82</u>	<u>1982B</u>	<u>1983-87</u>	<u>1987B</u>	<u>1988-91</u>	<u>1993-98</u>	<u>2000</u>	<u>2002</u>	<u>2004</u>	<u>2006</u>	<u>2008</u>	<u>2010</u>	<u>2012</u>	<u>2014</u>	<u>ALL</u>
0-9	0-9	0	0	0	0	0	0	0	0	1	0	0	0	0	0	1
10-19	10-19	0	0	0	0	0	0	0	0	0	0	0	0	0	0	0
20-29	20-29	0	0	0	0	0	0	0	0	0	0	0	0	0	0	0
30-39	30-39	0	0	0	0	0	0	0	0	0	0	0	0	0	0	0
40-49	40-49	0	0	0	0	0	0	0	0	0	0	0	0	0	0	0
50-59	50-59	0	0	0	0	0	0	0	0	0	0	0	0	0	0	0
60-69	60-69	0	0	0	0	0	0	0	0	0	0	0	0	0	0	0
70-79	70-79	0	0	0	0	0	0	0	0	0	0	0	0	0	0	0
Don't Know	98	0	0	0	0	0	0	0	0	0	0	0	0	0	0	0
No answer	99	0	0	0	0	0	0	0	0	8	0	0	0	0	0	8
Not applicable	IAP	13626	354	7542	353	5907	10334	2817	2765	2803	4510	2023	2044	1974	2538	59590

I. How many years have you been a member of

1. First hobby or garden club

[VAR: YRHOBBY1]

<u>RESPONSE</u>	<u>PUNCH</u>	<u>YEAR</u>														
		<u>1972-82</u>	<u>1982B</u>	<u>1983-87</u>	<u>1987B</u>	<u>1988-91</u>	<u>1993-98</u>	<u>2000</u>	<u>2002</u>	<u>2004</u>	<u>2006</u>	<u>2008</u>	<u>2010</u>	<u>2012</u>	<u>2014</u>	<u>ALL</u>
0-9	0-9	0	0	0	0	0	0	0	0	113	0	0	0	0	0	113
10-19	10-19	0	0	0	0	0	0	0	0	21	0	0	0	0	0	21
20-29	20-29	0	0	0	0	0	0	0	0	13	0	0	0	0	0	13
30-39	30-39	0	0	0	0	0	0	0	0	2	0	0	0	0	0	2
40-49	40-49	0	0	0	0	0	0	0	0	0	0	0	0	0	0	0
50-59	50-59	0	0	0	0	0	0	0	0	1	0	0	0	0	0	1
60-69	60-69	0	0	0	0	0	0	0	0	0	0	0	0	0	0	0
70-79	70-79	0	0	0	0	0	0	0	0	0	0	0	0	0	0	0
Don't Know	98	0	0	0	0	0	0	0	0	5	0	0	0	0	0	5
No answer	99	0	0	0	0	0	0	0	0	9	0	0	0	0	0	9
Not applicable	IAP	13626	354	7542	353	5907	10334	2817	2765	2648	4510	2023	2044	1974	2538	59435

2. Second hobby or garden club

[VAR: YRHOBBY2]

RESPONSE	PUNCH	YEAR														
		<u>1972-82</u>	<u>1982B</u>	<u>1983-87</u>	<u>1987B</u>	<u>1988-91</u>	<u>1993-98</u>	<u>2000</u>	<u>2002</u>	<u>2004</u>	<u>2006</u>	<u>2008</u>	<u>2010</u>	<u>2012</u>	<u>2014</u>	<u>ALL</u>
0-9	0-9	0	0	0	0	0	0	0	0	13	0	0	0	0	0	13
10-19	10-19	0	0	0	0	0	0	0	0	4	0	0	0	0	0	4
20-29	20-29	0	0	0	0	0	0	0	0	1	0	0	0	0	0	1
30-39	30-39	0	0	0	0	0	0	0	0	0	0	0	0	0	0	0
40-49	40-49	0	0	0	0	0	0	0	0	1	0	0	0	0	0	1
50-59	50-59	0	0	0	0	0	0	0	0	0	0	0	0	0	0	0
60-69	60-69	0	0	0	0	0	0	0	0	0	0	0	0	0	0	0
70-79	70-79	0	0	0	0	0	0	0	0	0	0	0	0	0	0	0
Don't Know	98	0	0	0	0	0	0	0	0	0	0	0	0	0	0	0
No answer	99	0	0	0	0	0	0	0	0	7	0	0	0	0	0	7
Not applicable	IAP	13626	354	7542	353	5907	10334	2817	2765	2786	4510	2023	2044	1974	2538	59573

3. Third hobby or garden club

[VAR: YRHOBBY3]

RESPONSE	PUNCH	YEAR														
		<u>1972-82</u>	<u>1982B</u>	<u>1983-87</u>	<u>1987B</u>	<u>1988-91</u>	<u>1993-98</u>	<u>2000</u>	<u>2002</u>	<u>2004</u>	<u>2006</u>	<u>2008</u>	<u>2010</u>	<u>2012</u>	<u>2014</u>	<u>ALL</u>
0-9	0-9	0	0	0	0	0	0	0	0	5	0	0	0	0	0	5
10-19	10-19	0	0	0	0	0	0	0	0	1	0	0	0	0	0	1
20-29	20-29	0	0	0	0	0	0	0	0	0	0	0	0	0	0	0
30-39	30-39	0	0	0	0	0	0	0	0	0	0	0	0	0	0	0
40-49	40-49	0	0	0	0	0	0	0	0	0	0	0	0	0	0	0
50-59	50-59	0	0	0	0	0	0	0	0	0	0	0	0	0	0	0
60-69	60-69	0	0	0	0	0	0	0	0	0	0	0	0	0	0	0
70-79	70-79	0	0	0	0	0	0	0	0	0	0	0	0	0	0	0
Don't Know	98	0	0	0	0	0	0	0	0	0	0	0	0	0	0	0
No answer	99	0	0	0	0	0	0	0	0	7	0	0	0	0	0	7
Not applicable	IAP	13626	354	7542	353	5907	10334	2817	2765	2799	4510	2023	2044	1974	2538	59586

J. How many years have you been a member of

1. First school fraternity or sorority

[VAR: YRGREEK1]

<u>RESPONSE</u>	<u>PUNCH</u>	<u>YEAR</u>														
		<u>1972-82</u>	<u>1982B</u>	<u>1983-87</u>	<u>1987B</u>	<u>1988-91</u>	<u>1993-98</u>	<u>2000</u>	<u>2002</u>	<u>2004</u>	<u>2006</u>	<u>2008</u>	<u>2010</u>	<u>2012</u>	<u>2014</u>	<u>ALL</u>
0-9	0-9	0	0	0	0	0	0	0	0	23	0	0	0	0	0	23
10-19	10-19	0	0	0	0	0	0	0	0	11	0	0	0	0	0	11
20-29	20-29	0	0	0	0	0	0	0	0	12	0	0	0	0	0	12
30-39	30-39	0	0	0	0	0	0	0	0	7	0	0	0	0	0	7
40-49	40-49	0	0	0	0	0	0	0	0	1	0	0	0	0	0	1
50-59	50-59	0	0	0	0	0	0	0	0	3	0	0	0	0	0	3
60-69	60-69	0	0	0	0	0	0	0	0	1	0	0	0	0	0	1
70-79	70-79	0	0	0	0	0	0	0	0	0	0	0	0	0	0	0
Don't Know	98	0	0	0	0	0	0	0	0	1	0	0	0	0	0	1
No answer	99	0	0	0	0	0	0	0	0	7	0	0	0	0	0	7
Not applicable	IAP	13626	354	7542	353	5907	10334	2817	2765	2746	4510	2023	2044	1974	2538	59533

2. Second school fraternity or sorority

[VAR: YRGREEK2]

<u>RESPONSE</u>	<u>PUNCH</u>	<u>YEAR</u>														
		<u>1972-82</u>	<u>1982B</u>	<u>1983-87</u>	<u>1987B</u>	<u>1988-91</u>	<u>1993-98</u>	<u>2000</u>	<u>2002</u>	<u>2004</u>	<u>2006</u>	<u>2008</u>	<u>2010</u>	<u>2012</u>	<u>2014</u>	<u>ALL</u>
0-9	0-9	0	0	0	0	0	0	0	0	0	0	0	0	0	0	0
10-19	10-19	0	0	0	0	0	0	0	0	1	0	0	0	0	0	1
20-29	20-29	0	0	0	0	0	0	0	0	0	0	0	0	0	0	0
30-39	30-39	0	0	0	0	0	0	0	0	0	0	0	0	0	0	0
40-49	40-49	0	0	0	0	0	0	0	0	0	0	0	0	0	0	0
50-59	50-59	0	0	0	0	0	0	0	0	1	0	0	0	0	0	1
60-69	60-69	0	0	0	0	0	0	0	0	0	0	0	0	0	0	0
70-79	70-79	0	0	0	0	0	0	0	0	0	0	0	0	0	0	0
Don't Know	98	0	0	0	0	0	0	0	0	0	0	0	0	0	0	0
No answer	99	0	0	0	0	0	0	0	0	6	0	0	0	0	0	6
Not applicable	IAP	13626	354	7542	353	5907	10334	2817	2765	2804	4510	2023	2044	1974	2538	59591

3. Third school fraternity or sorority

[VAR: YRGREEK3]

<u>RESPONSE</u>	<u>PUNCH</u>	<u>YEAR</u>														
		<u>1972-82</u>	<u>1982B</u>	<u>1983-87</u>	<u>1987B</u>	<u>1988-91</u>	<u>1993-98</u>	<u>2000</u>	<u>2002</u>	<u>2004</u>	<u>2006</u>	<u>2008</u>	<u>2010</u>	<u>2012</u>	<u>2014</u>	<u>ALL</u>
0-9	0-9	0	0	0	0	0	0	0	0	0	0	0	0	0	0	0
10-19	10-19	0	0	0	0	0	0	0	0	0	0	0	0	0	0	0
20-29	20-29	0	0	0	0	0	0	0	0	0	0	0	0	0	0	0
30-39	30-39	0	0	0	0	0	0	0	0	0	0	0	0	0	0	0
40-49	40-49	0	0	0	0	0	0	0	0	0	0	0	0	0	0	0
50-59	50-59	0	0	0	0	0	0	0	0	0	0	0	0	0	0	0
60-69	60-69	0	0	0	0	0	0	0	0	0	0	0	0	0	0	0
70-79	70-79	0	0	0	0	0	0	0	0	0	0	0	0	0	0	0
Don't Know	98	0	0	0	0	0	0	0	0	0	0	0	0	0	0	0
No answer	99	0	0	0	0	0	0	0	0	6	0	0	0	0	0	6
Not applicable	IAP	13626	354	7542	353	5907	10334	2817	2765	2806	4510	2023	2044	1974	2538	59593

K. How many years have you been a member of...?

1. First nationality group

[VAR: YRNAT1]

<u>RESPONSE</u>	<u>PUNCH</u>	<u>YEAR</u>														
		<u>1972-82</u>	<u>1982B</u>	<u>1983-87</u>	<u>1987B</u>	<u>1988-91</u>	<u>1993-98</u>	<u>2000</u>	<u>2002</u>	<u>2004</u>	<u>2006</u>	<u>2008</u>	<u>2010</u>	<u>2012</u>	<u>2014</u>	<u>ALL</u>
0-9	0-9	0	0	0	0	0	0	0	0	18	0	0	0	0	0	18
10-19	10-19	0	0	0	0	0	0	0	0	8	0	0	0	0	0	8
20-29	20-29	0	0	0	0	0	0	0	0	5	0	0	0	0	0	5
30-39	30-39	0	0	0	0	0	0	0	0	4	0	0	0	0	0	4
40-49	40-49	0	0	0	0	0	0	0	0	1	0	0	0	0	0	1
50-59	50-59	0	0	0	0	0	0	0	0	0	0	0	0	0	0	0
60-69	60-69	0	0	0	0	0	0	0	0	0	0	0	0	0	0	0
70-79	70-79	0	0	0	0	0	0	0	0	0	0	0	0	0	0	0
Don't Know	98	0	0	0	0	0	0	0	0	0	0	0	0	0	0	0
No answer	99	0	0	0	0	0	0	0	0	8	0	0	0	0	0	8
Not applicable	IAP	13626	354	7542	353	5907	10334	2817	2765	2768	4510	2023	2044	1974	2538	59555

2. Second nationality group

[VAR: YRNAT2]

RESPONSE	PUNCH	YEAR														
		<u>1972-82</u>	<u>1982B</u>	<u>1983-87</u>	<u>1987B</u>	<u>1988-91</u>	<u>1993-98</u>	<u>2000</u>	<u>2002</u>	<u>2004</u>	<u>2006</u>	<u>2008</u>	<u>2010</u>	<u>2012</u>	<u>2014</u>	<u>ALL</u>
0-9	0-9	0	0	0	0	0	0	0	0	2	0	0	0	0	0	2
10-19	10-19	0	0	0	0	0	0	0	0	0	0	0	0	0	0	0
20-29	20-29	0	0	0	0	0	0	0	0	0	0	0	0	0	0	0
30-39	30-39	0	0	0	0	0	0	0	0	0	0	0	0	0	0	0
40-49	40-49	0	0	0	0	0	0	0	0	0	0	0	0	0	0	0
50-59	50-59	0	0	0	0	0	0	0	0	0	0	0	0	0	0	0
60-69	60-69	0	0	0	0	0	0	0	0	0	0	0	0	0	0	0
70-79	70-79	0	0	0	0	0	0	0	0	0	0	0	0	0	0	0
Don't Know	98	0	0	0	0	0	0	0	0	0	0	0	0	0	0	0
No answer	99	0	0	0	0	0	0	0	0	6	0	0	0	0	0	6
Not applicable	IAP	13626	354	7542	353	5907	10334	2817	2765	2804	4510	2023	2044	1974	2538	59591

3. Third nationality group

[VAR: YRNAT3]

RESPONSE	PUNCH	YEAR														
		<u>1972-82</u>	<u>1982B</u>	<u>1983-87</u>	<u>1987B</u>	<u>1988-91</u>	<u>1993-98</u>	<u>2000</u>	<u>2002</u>	<u>2004</u>	<u>2006</u>	<u>2008</u>	<u>2010</u>	<u>2012</u>	<u>2014</u>	<u>ALL</u>
0-9	0-9	0	0	0	0	0	0	0	0	0	0	0	0	0	0	0
10-19	10-19	0	0	0	0	0	0	0	0	0	0	0	0	0	0	0
20-29	20-29	0	0	0	0	0	0	0	0	0	0	0	0	0	0	0
30-39	30-39	0	0	0	0	0	0	0	0	0	0	0	0	0	0	0
40-49	40-49	0	0	0	0	0	0	0	0	0	0	0	0	0	0	0
50-59	50-59	0	0	0	0	0	0	0	0	0	0	0	0	0	0	0
60-69	60-69	0	0	0	0	0	0	0	0	0	0	0	0	0	0	0
70-79	70-79	0	0	0	0	0	0	0	0	0	0	0	0	0	0	0
Don't Know	98	0	0	0	0	0	0	0	0	0	0	0	0	0	0	0
No answer	99	0	0	0	0	0	0	0	0	6	0	0	0	0	0	6
Not applicable	IAP	13626	354	7542	353	5907	10334	2817	2765	2806	4510	2023	2044	1974	2538	59593

L. How many years have you been a member of

1. First farm organization

[VAR:YRFARM1]

<u>RESPONSE</u>	<u>PUNCH</u>	<u>YEAR</u>														
		<u>1972-82</u>	<u>1982B</u>	<u>1983-87</u>	<u>1987B</u>	<u>1988-91</u>	<u>1993-98</u>	<u>2000</u>	<u>2002</u>	<u>2004</u>	<u>2006</u>	<u>2008</u>	<u>2010</u>	<u>2012</u>	<u>2014</u>	<u>ALL</u>
0-9	0-9	0	0	0	0	0	0	0	0	19	0	0	0	0	0	19
10-19	10-19	0	0	0	0	0	0	0	0	14	0	0	0	0	0	14
20-29	20-29	0	0	0	0	0	0	0	0	5	0	0	0	0	0	5
30-39	30-39	0	0	0	0	0	0	0	0	3	0	0	0	0	0	3
40-49	40-49	0	0	0	0	0	0	0	0	1	0	0	0	0	0	1
50-59	50-59	0	0	0	0	0	0	0	0	1	0	0	0	0	0	1
60-69	60-69	0	0	0	0	0	0	0	0	0	0	0	0	0	0	0
70-79	70-79	0	0	0	0	0	0	0	0	0	0	0	0	0	0	0
Don't Know	98	0	0	0	0	0	0	0	0	0	0	0	0	0	0	0
No answer	99	0	0	0	0	0	0	0	0	6	0	0	0	0	0	6
Not applicable	IAP	13626	354	7542	353	5907	10334	2817	2765	2763	4510	2023	2044	1974	2538	59550

2. Second farm organization

[VAR:YRFARM2]

<u>RESPONSE</u>	<u>PUNCH</u>	<u>YEAR</u>														
		<u>1972-82</u>	<u>1982B</u>	<u>1983-87</u>	<u>1987B</u>	<u>1988-91</u>	<u>1993-98</u>	<u>2000</u>	<u>2002</u>	<u>2004</u>	<u>2006</u>	<u>2008</u>	<u>2010</u>	<u>2012</u>	<u>2014</u>	<u>ALL</u>
0-9	0-9	0	0	0	0	0	0	0	0	0	0	0	0	0	0	0
10-19	10-19	0	0	0	0	0	0	0	0	1	0	0	0	0	0	1
20-29	20-29	0	0	0	0	0	0	0	0	1	0	0	0	0	0	1
30-39	30-39	0	0	0	0	0	0	0	0	0	0	0	0	0	0	0
40-49	40-49	0	0	0	0	0	0	0	0	0	0	0	0	0	0	0
50-59	50-59	0	0	0	0	0	0	0	0	0	0	0	0	0	0	0
60-69	60-69	0	0	0	0	0	0	0	0	0	0	0	0	0	0	0
70-79	70-79	0	0	0	0	0	0	0	0	0	0	0	0	0	0	0
Don't Know	98	0	0	0	0	0	0	0	0	1	0	0	0	0	0	1
No answer	99	0	0	0	0	0	0	0	0	5	0	0	0	0	0	5
Not applicable	IAP	13626	354	7542	353	5907	10334	2817	2765	2804	4510	2023	2044	1974	2538	59591

3. Third farm organization

[VAR:YRFARM3]

<u>RESPONSE</u>	<u>PUNCH</u>	<u>YEAR</u>														
		<u>1972-82</u>	<u>1982B</u>	<u>1983-87</u>	<u>1987B</u>	<u>1988-91</u>	<u>1993-98</u>	<u>2000</u>	<u>2002</u>	<u>2004</u>	<u>2006</u>	<u>2008</u>	<u>2010</u>	<u>2012</u>	<u>2014</u>	<u>ALL</u>
0-9	0-9	0	0	0	0	0	0	0	0	0	0	0	0	0	0	0
10-19	10-19	0	0	0	0	0	0	0	0	0	0	0	0	0	0	0
20-29	20-29	0	0	0	0	0	0	0	0	1	0	0	0	0	0	1
30-39	30-39	0	0	0	0	0	0	0	0	0	0	0	0	0	0	0
40-49	40-49	0	0	0	0	0	0	0	0	0	0	0	0	0	0	0
50-59	50-59	0	0	0	0	0	0	0	0	0	0	0	0	0	0	0
60-69	60-69	0	0	0	0	0	0	0	0	0	0	0	0	0	0	0
70-79	70-79	0	0	0	0	0	0	0	0	0	0	0	0	0	0	0
Don't Know	98	0	0	0	0	0	0	0	0	0	0	0	0	0	0	0
No answer	99	0	0	0	0	0	0	0	0	5	0	0	0	0	0	5
Not applicable	IAP	13626	354	7542	353	5907	10334	2817	2765	2806	4510	2023	2044	1974	2538	59593

M. How many years have you been a member of

1. First literary, art, discussion, or study groups

[VAR:YRLIT1]

<u>RESPONSE</u>	<u>PUNCH</u>	<u>YEAR</u>														
		<u>1972-82</u>	<u>1982B</u>	<u>1983-87</u>	<u>1987B</u>	<u>1988-91</u>	<u>1993-98</u>	<u>2000</u>	<u>2002</u>	<u>2004</u>	<u>2006</u>	<u>2008</u>	<u>2010</u>	<u>2012</u>	<u>2014</u>	<u>ALL</u>
0-9	0-9	0	0	0	0	0	0	0	0	118	0	0	0	0	0	118
10-19	10-19	0	0	0	0	0	0	0	0	16	0	0	0	0	0	16
20-29	20-29	0	0	0	0	0	0	0	0	9	0	0	0	0	0	9
30-39	30-39	0	0	0	0	0	0	0	0	1	0	0	0	0	0	1
40-49	40-49	0	0	0	0	0	0	0	0	1	0	0	0	0	0	1
50-59	50-59	0	0	0	0	0	0	0	0	2	0	0	0	0	0	2
60-69	60-69	0	0	0	0	0	0	0	0	0	0	0	0	0	0	0
70-79	70-79	0	0	0	0	0	0	0	0	0	0	0	0	0	0	0
Don't Know	98	0	0	0	0	0	0	0	0	1	0	0	0	0	0	1
No answer	99	0	0	0	0	0	0	0	0	11	0	0	0	0	0	11
Not applicable	IAP	13626	354	7542	353	5907	10334	2817	2765	2653	4510	2023	2044	1974	2538	59440

2. Second literary, art, discussion, or study groups

[VAR: YRLIT2]

RESPONSE	PUNCH	YEAR														
		<u>1972-82</u>	<u>1982B</u>	<u>1983-87</u>	<u>1987B</u>	<u>1988-91</u>	<u>1993-98</u>	<u>2000</u>	<u>2002</u>	<u>2004</u>	<u>2006</u>	<u>2008</u>	<u>2010</u>	<u>2012</u>	<u>2014</u>	<u>ALL</u>
0-9	0-9	0	0	0	0	0	0	0	0	16	0	0	0	0	0	16
10-19	10-19	0	0	0	0	0	0	0	0	1	0	0	0	0	0	1
20-29	20-29	0	0	0	0	0	0	0	0	1	0	0	0	0	0	1
30-39	30-39	0	0	0	0	0	0	0	0	0	0	0	0	0	0	0
40-49	40-49	0	0	0	0	0	0	0	0	0	0	0	0	0	0	0
50-59	50-59	0	0	0	0	0	0	0	0	1	0	0	0	0	0	1
60-69	60-69	0	0	0	0	0	0	0	0	0	0	0	0	0	0	0
70-79	70-79	0	0	0	0	0	0	0	0	0	0	0	0	0	0	0
Don't Know	98	0	0	0	0	0	0	0	0	0	0	0	0	0	0	0
No answer	99	0	0	0	0	0	0	0	0	9	0	0	0	0	0	9
Not applicable	IAP	13626	354	7542	353	5907	10334	2817	2765	2784	4510	2023	2044	1974	2538	59571

3. Third literary, art, discussion, or study groups

[VAR: YRLIT3]

RESPONSE	PUNCH	YEAR														
		<u>1972-82</u>	<u>1982B</u>	<u>1983-87</u>	<u>1987B</u>	<u>1988-91</u>	<u>1993-98</u>	<u>2000</u>	<u>2002</u>	<u>2004</u>	<u>2006</u>	<u>2008</u>	<u>2010</u>	<u>2012</u>	<u>2014</u>	<u>ALL</u>
0-9	0-9	0	0	0	0	0	0	0	0	4	0	0	0	0	0	4
10-19	10-19	0	0	0	0	0	0	0	0	0	0	0	0	0	0	0
20-29	20-29	0	0	0	0	0	0	0	0	0	0	0	0	0	0	0
30-39	30-39	0	0	0	0	0	0	0	0	0	0	0	0	0	0	0
40-49	40-49	0	0	0	0	0	0	0	0	0	0	0	0	0	0	0
50-59	50-59	0	0	0	0	0	0	0	0	0	0	0	0	0	0	0
60-69	60-69	0	0	0	0	0	0	0	0	0	0	0	0	0	0	0
70-79	70-79	0	0	0	0	0	0	0	0	0	0	0	0	0	0	0
Don't Know	98	0	0	0	0	0	0	0	0	0	0	0	0	0	0	0
No answer	99	0	0	0	0	0	0	0	0	9	0	0	0	0	0	9
Not applicable	IAP	13626	354	7542	353	5907	10334	2817	2765	2799	4510	2023	2044	1974	2538	59586

4. Fourth literary, art, discussion, or study groups

[VAR: YRLIT4]

RESPONSE	PUNCH	YEAR														
		<u>1972-82</u>	<u>1982B</u>	<u>1983-87</u>	<u>1987B</u>	<u>1988-91</u>	<u>1993-98</u>	<u>2000</u>	<u>2002</u>	<u>2004</u>	<u>2006</u>	<u>2008</u>	<u>2010</u>	<u>2012</u>	<u>2014</u>	<u>ALL</u>
0-9	0-9	0	0	0	0	0	0	0	0	1	0	0	0	0	0	1
10-19	10-19	0	0	0	0	0	0	0	0	0	0	0	0	0	0	0
20-29	20-29	0	0	0	0	0	0	0	0	0	0	0	0	0	0	0
30-39	30-39	0	0	0	0	0	0	0	0	0	0	0	0	0	0	0
40-49	40-49	0	0	0	0	0	0	0	0	0	0	0	0	0	0	0
50-59	50-59	0	0	0	0	0	0	0	0	0	0	0	0	0	0	0
60-69	60-69	0	0	0	0	0	0	0	0	0	0	0	0	0	0	0
70-79	70-79	0	0	0	0	0	0	0	0	0	0	0	0	0	0	0
Don't Know	98	0	0	0	0	0	0	0	0	0	0	0	0	0	0	0
No answer	99	0	0	0	0	0	0	0	0	9	0	0	0	0	0	9
Not applicable	IAP	13626	354	7542	353	5907	10334	2817	2765	2802	4510	2023	2044	1974	2538	59589

N. How many years have you been a member of

1. First professional or academic society

[VAR: YRPROF1]

RESPONSE	PUNCH	YEAR														
		<u>1972-82</u>	<u>1982B</u>	<u>1983-87</u>	<u>1987B</u>	<u>1988-91</u>	<u>1993-98</u>	<u>2000</u>	<u>2002</u>	<u>2004</u>	<u>2006</u>	<u>2008</u>	<u>2010</u>	<u>2012</u>	<u>2014</u>	<u>ALL</u>
0-9	0-9	0	0	0	0	0	0	0	0	119	0	0	0	0	0	119
10-19	10-19	0	0	0	0	0	0	0	0	50	0	0	0	0	0	50
20-29	20-29	0	0	0	0	0	0	0	0	22	0	0	0	0	0	22
30-39	30-39	0	0	0	0	0	0	0	0	12	0	0	0	0	0	12
40-49	40-49	0	0	0	0	0	0	0	0	1	0	0	0	0	0	1
50-59	50-59	0	0	0	0	0	0	0	0	2	0	0	0	0	0	2
60-69	60-69	0	0	0	0	0	0	0	0	1	0	0	0	0	0	1
70-79	70-79	0	0	0	0	0	0	0	0	0	0	0	0	0	0	0
Don't Know	98	0	0	0	0	0	0	0	0	5	0	0	0	0	0	5
No answer	99	0	0	0	0	0	0	0	0	14	0	0	0	0	0	14
Not applicable	IAP	13626	354	7542	353	5907	10334	2817	2765	2586	4510	2023	2044	1974	2538	59373

2. Second professional or academic society

[VAR: YRPROF2]

RESPONSE	PUNCH	YEAR														
		<u>1972-82</u>	<u>1982B</u>	<u>1983-87</u>	<u>1987B</u>	<u>1988-91</u>	<u>1993-98</u>	<u>2000</u>	<u>2002</u>	<u>2004</u>	<u>2006</u>	<u>2008</u>	<u>2010</u>	<u>2012</u>	<u>2014</u>	<u>ALL</u>
0-9	0-9	0	0	0	0	0	0	0	0	43	0	0	0	0	0	43
10-19	10-19	0	0	0	0	0	0	0	0	18	0	0	0	0	0	18
20-29	20-29	0	0	0	0	0	0	0	0	4	0	0	0	0	0	4
30-39	30-39	0	0	0	0	0	0	0	0	3	0	0	0	0	0	3
40-49	40-49	0	0	0	0	0	0	0	0	1	0	0	0	0	0	1
50-59	50-59	0	0	0	0	0	0	0	0	0	0	0	0	0	0	0
60-69	60-69	0	0	0	0	0	0	0	0	0	0	0	0	0	0	0
70-79	70-79	0	0	0	0	0	0	0	0	0	0	0	0	0	0	0
Don't Know	98	0	0	0	0	0	0	0	0	0	0	0	0	0	0	0
No answer	99	0	0	0	0	0	0	0	0	14	0	0	0	0	0	14
Not applicable	IAP	13626	354	7542	353	5907	10334	2817	2765	2729	4510	2023	2044	1974	2538	59516

3. Third professional or academic society

[VAR: YRPROF3]

RESPONSE	PUNCH	YEAR														
		<u>1972-82</u>	<u>1982B</u>	<u>1983-87</u>	<u>1987B</u>	<u>1988-91</u>	<u>1993-98</u>	<u>2000</u>	<u>2002</u>	<u>2004</u>	<u>2006</u>	<u>2008</u>	<u>2010</u>	<u>2012</u>	<u>2014</u>	<u>ALL</u>
0-9	0-9	0	0	0	0	0	0	0	0	15	0	0	0	0	0	15
10-19	10-19	0	0	0	0	0	0	0	0	5	0	0	0	0	0	5
20-29	20-29	0	0	0	0	0	0	0	0	2	0	0	0	0	0	2
30-39	30-39	0	0	0	0	0	0	0	0	1	0	0	0	0	0	1
40-49	40-49	0	0	0	0	0	0	0	0	0	0	0	0	0	0	0
50-59	50-59	0	0	0	0	0	0	0	0	0	0	0	0	0	0	0
60-69	60-69	0	0	0	0	0	0	0	0	0	0	0	0	0	0	0
70-79	70-79	0	0	0	0	0	0	0	0	0	0	0	0	0	0	0
Don't Know	98	0	0	0	0	0	0	0	0	4	0	0	0	0	0	4
No answer	99	0	0	0	0	0	0	0	0	11	0	0	0	0	0	11
Not applicable	IAP	13626	354	7542	353	5907	10334	2817	2765	2774	4510	2023	2044	1974	2538	59561

4. Fourth professional or academic society

[VAR: YRPROF4]

RESPONSE	PUNCH	YEAR														
		<u>1972-82</u>	<u>1982B</u>	<u>1983-87</u>	<u>1987B</u>	<u>1988-91</u>	<u>1993-98</u>	<u>2000</u>	<u>2002</u>	<u>2004</u>	<u>2006</u>	<u>2008</u>	<u>2010</u>	<u>2012</u>	<u>2014</u>	<u>ALL</u>
0-9	0-9	0	0	0	0	0	0	0	0	4	0	0	0	0	0	4
10-19	10-19	0	0	0	0	0	0	0	0	2	0	0	0	0	0	2
20-29	20-29	0	0	0	0	0	0	0	0	1	0	0	0	0	0	1
30-39	30-39	0	0	0	0	0	0	0	0	1	0	0	0	0	0	1
40-49	40-49	0	0	0	0	0	0	0	0	0	0	0	0	0	0	0
50-59	50-59	0	0	0	0	0	0	0	0	0	0	0	0	0	0	0
60-69	60-69	0	0	0	0	0	0	0	0	0	0	0	0	0	0	0
70-79	70-79	0	0	0	0	0	0	0	0	0	0	0	0	0	0	0
Don't Know	98	0	0	0	0	0	0	0	0	1	0	0	0	0	0	1
No answer	99	0	0	0	0	0	0	0	0	11	0	0	0	0	0	11
Not applicable	IAP	13626	354	7542	353	5907	10334	2817	2765	2792	4510	2023	2044	1974	2538	59579

5. Fifth professional or academic society

[VAR: YRPROF5]

RESPONSE	PUNCH	YEAR														
		<u>1972-82</u>	<u>1982B</u>	<u>1983-87</u>	<u>1987B</u>	<u>1988-91</u>	<u>1993-98</u>	<u>2000</u>	<u>2002</u>	<u>2004</u>	<u>2006</u>	<u>2008</u>	<u>2010</u>	<u>2012</u>	<u>2014</u>	<u>ALL</u>
0-9	0-9	0	0	0	0	0	0	0	0	3	0	0	0	0	0	3
10-19	10-19	0	0	0	0	0	0	0	0	1	0	0	0	0	0	1
20-29	20-29	0	0	0	0	0	0	0	0	0	0	0	0	0	0	0
30-39	30-39	0	0	0	0	0	0	0	0	0	0	0	0	0	0	0
40-49	40-49	0	0	0	0	0	0	0	0	0	0	0	0	0	0	0
50-59	50-59	0	0	0	0	0	0	0	0	0	0	0	0	0	0	0
60-69	60-69	0	0	0	0	0	0	0	0	0	0	0	0	0	0	0
70-79	70-79	0	0	0	0	0	0	0	0	0	0	0	0	0	0	0
Don't Know	98	0	0	0	0	0	0	0	0	0	0	0	0	0	0	0
No Answer	99	0	0	0	0	0	0	0	0	11	0	0	0	0	0	11
Not Applicable	IAP	13626	354	7542	353	5907	10334	2817	2765	2797	4510	2023	2044	1974	2538	59584

6. Sixth professional or academic society

[VAR: YRPROF6]

<u>RESPONSE</u>	<u>PUNCH</u>	<u>YEAR</u>														
		<u>1972-82</u>	<u>1982B</u>	<u>1983-87</u>	<u>1987B</u>	<u>1988-91</u>	<u>1993-98</u>	<u>2000</u>	<u>2002</u>	<u>2004</u>	<u>2006</u>	<u>2008</u>	<u>2010</u>	<u>2012</u>	<u>2014</u>	<u>ALL</u>
0-9	0-9	0	0	0	0	0	0	0	0	0	0	0	0	0	0	0
10-19	10-19	0	0	0	0	0	0	0	0	0	0	0	0	0	0	0
20-29	20-29	0	0	0	0	0	0	0	0	0	0	0	0	0	0	0
30-39	30-39	0	0	0	0	0	0	0	0	0	0	0	0	0	0	0
40-49	40-49	0	0	0	0	0	0	0	0	0	0	0	0	0	0	0
50-59	50-59	0	0	0	0	0	0	0	0	0	0	0	0	0	0	0
60-69	60-69	0	0	0	0	0	0	0	0	0	0	0	0	0	0	0
70-79	70-79	0	0	0	0	0	0	0	0	0	0	0	0	0	0	0
Don't Know	98	0	0	0	0	0	0	0	0	1	0	0	0	0	0	1
No Answer	99	0	0	0	0	0	0	0	0	11	0	0	0	0	0	11
Not Applicable	IAP	13626	354	7542	353	5907	10334	2817	2765	2800	4510	2023	2044	1974	2538	59587

O. How many years have you been a member of

1. First church affiliated group

[VAR: YRCHURH1]

<u>RESPONSE</u>	<u>PUNCH</u>	<u>YEAR</u>														
		<u>1972-82</u>	<u>1982B</u>	<u>1983-87</u>	<u>1987B</u>	<u>1988-91</u>	<u>1993-98</u>	<u>2000</u>	<u>2002</u>	<u>2004</u>	<u>2006</u>	<u>2008</u>	<u>2010</u>	<u>2012</u>	<u>2014</u>	<u>ALL</u>
0-9	0-9	0	0	0	0	0	0	0	0	277	0	0	0	0	0	277
10-19	10-19	0	0	0	0	0	0	0	0	61	0	0	0	0	0	61
20-29	20-29	0	0	0	0	0	0	0	0	47	0	0	0	0	0	47
30-39	30-39	0	0	0	0	0	0	0	0	13	0	0	0	0	0	13
40-49	40-49	0	0	0	0	0	0	0	0	17	0	0	0	0	0	17
50-59	50-59	0	0	0	0	0	0	0	0	11	0	0	0	0	0	11
60-69	60-69	0	0	0	0	0	0	0	0	3	0	0	0	0	0	3
70-79	70-79	0	0	0	0	0	0	0	0	1	0	0	0	0	0	1
Don't Know	98	0	0	0	0	0	0	0	0	10	0	0	0	0	0	10
No Answer	99	0	0	0	0	0	0	0	0	20	0	0	0	0	0	20
Not Applicable	IAP	13626	354	7542	353	5907	10334	2817	2765	2352	4510	2023	2044	1974	2538	59139

2. Second church affiliated group

[VAR: YRCHURH2]

RESPONSE	PUNCH	YEAR														
		<u>1972-82</u>	<u>1982B</u>	<u>1983-87</u>	<u>1987B</u>	<u>1988-91</u>	<u>1993-98</u>	<u>2000</u>	<u>2002</u>	<u>2004</u>	<u>2006</u>	<u>2008</u>	<u>2010</u>	<u>2012</u>	<u>2014</u>	<u>ALL</u>
0-9	0-9	0	0	0	0	0	0	0	0	34	0	0	0	0	0	34
10-19	10-19	0	0	0	0	0	0	0	0	7	0	0	0	0	0	7
20-29	20-29	0	0	0	0	0	0	0	0	8	0	0	0	0	0	8
30-39	30-39	0	0	0	0	0	0	0	0	1	0	0	0	0	0	1
40-49	40-49	0	0	0	0	0	0	0	0	1	0	0	0	0	0	1
50-59	50-59	0	0	0	0	0	0	0	0	1	0	0	0	0	0	1
60-69	60-69	0	0	0	0	0	0	0	0	0	0	0	0	0	0	0
70-79	70-79	0	0	0	0	0	0	0	0	0	0	0	0	0	0	0
Don't Know	98	0	0	0	0	0	0	0	0	0	0	0	0	0	0	0
No Answer	99	0	0	0	0	0	0	0	0	13	0	0	0	0	0	13
Not Applicable	IAP	13626	354	7542	353	5907	10334	2817	2765	2747	4510	2023	2044	1974	2538	59534

3. Third church affiliated group

[VAR: YRCHURH3]

RESPONSE	PUNCH	YEAR														
		<u>1972-82</u>	<u>1982B</u>	<u>1983-87</u>	<u>1987B</u>	<u>1988-91</u>	<u>1993-98</u>	<u>2000</u>	<u>2002</u>	<u>2004</u>	<u>2006</u>	<u>2008</u>	<u>2010</u>	<u>2012</u>	<u>2014</u>	<u>ALL</u>
0-9	0-9	0	0	0	0	0	0	0	0	13	0	0	0	0	0	13
10-19	10-19	0	0	0	0	0	0	0	0	3	0	0	0	0	0	3
20-29	20-29	0	0	0	0	0	0	0	0	0	0	0	0	0	0	0
30-39	30-39	0	0	0	0	0	0	0	0	1	0	0	0	0	0	1
40-49	40-49	0	0	0	0	0	0	0	0	1	0	0	0	0	0	1
50-59	50-59	0	0	0	0	0	0	0	0	0	0	0	0	0	0	0
60-69	60-69	0	0	0	0	0	0	0	0	0	0	0	0	0	0	0
70-79	70-79	0	0	0	0	0	0	0	0	1	0	0	0	0	0	1
Don't Know	98	0	0	0	0	0	0	0	0	1	0	0	0	0	0	1
No Answer	99	0	0	0	0	0	0	0	0	13	0	0	0	0	0	13
Not Applicable	IAP	13626	354	7542	353	5907	10334	2817	2765	2779	4510	2023	2044	1974	2538	59566

4. Fourth church affiliated group

[VAR: YRCHURH4]

RESPONSE	PUNCH	YEAR														
		<u>1972-82</u>	<u>1982B</u>	<u>1983-87</u>	<u>1987B</u>	<u>1988-91</u>	<u>1993-98</u>	<u>2000</u>	<u>2002</u>	<u>2004</u>	<u>2006</u>	<u>2008</u>	<u>2010</u>	<u>2012</u>	<u>2014</u>	<u>ALL</u>
0-9	0-9	0	0	0	0	0	0	0	0	3	0	0	0	0	0	3
10-19	10-19	0	0	0	0	0	0	0	0	0	0	0	0	0	0	0
20-29	20-29	0	0	0	0	0	0	0	0	0	0	0	0	0	0	0
30-39	30-39	0	0	0	0	0	0	0	0	0	0	0	0	0	0	0
40-49	40-49	0	0	0	0	0	0	0	0	1	0	0	0	0	0	1
50-59	50-59	0	0	0	0	0	0	0	0	0	0	0	0	0	0	0
60-69	60-69	0	0	0	0	0	0	0	0	0	0	0	0	0	0	0
70-79	70-79	0	0	0	0	0	0	0	0	0	0	0	0	0	0	0
Don't Know	98	0	0	0	0	0	0	0	0	1	0	0	0	0	0	1
No Answer	99	0	0	0	0	0	0	0	0	13	0	0	0	0	0	13
Not Applicable	IAP	13626	354	7542	353	5907	10334	2817	2765	2794	4510	2023	2044	1974	2538	59581

5. Fifth church affiliated group

[VAR: YRCHURH5]

RESPONSE	PUNCH	YEAR														
		<u>1972-82</u>	<u>1982B</u>	<u>1983-87</u>	<u>1987B</u>	<u>1988-91</u>	<u>1993-98</u>	<u>2000</u>	<u>2002</u>	<u>2004</u>	<u>2006</u>	<u>2008</u>	<u>2010</u>	<u>2012</u>	<u>2014</u>	<u>ALL</u>
0-9	0-9	0	0	0	0	0	0	0	0	0	0	0	0	0	0	0
10-19	10-19	0	0	0	0	0	0	0	0	0	0	0	0	0	0	0
20-29	20-29	0	0	0	0	0	0	0	0	0	0	0	0	0	0	0
30-39	30-39	0	0	0	0	0	0	0	0	0	0	0	0	0	0	0
40-49	40-49	0	0	0	0	0	0	0	0	1	0	0	0	0	0	1
50-59	50-59	0	0	0	0	0	0	0	0	0	0	0	0	0	0	0
60-69	60-69	0	0	0	0	0	0	0	0	0	0	0	0	0	0	0
70-79	70-79	0	0	0	0	0	0	0	0	0	0	0	0	0	0	0
Don't Know	98	0	0	0	0	0	0	0	0	0	0	0	0	0	0	0
No Answer	99	0	0	0	0	0	0	0	0	13	0	0	0	0	0	13
Not Applicable	IAP	13626	354	7542	353	5907	10334	2817	2765	2798	4510	2023	2044	1974	2538	59585

6. Sixth church affiliated group

[VAR: YRCHURH6]

<u>RESPONSE</u>	<u>PUNCH</u>	<u>YEAR</u>														
		<u>1972-82</u>	<u>1982B</u>	<u>1983-87</u>	<u>1987B</u>	<u>1988-91</u>	<u>1993-98</u>	<u>2000</u>	<u>2002</u>	<u>2004</u>	<u>2006</u>	<u>2008</u>	<u>2010</u>	<u>2012</u>	<u>2014</u>	<u>ALL</u>
0-9	0-9	0	0	0	0	0	0	0	0	0	0	0	0	0	0	0
10-19	10-19	0	0	0	0	0	0	0	0	0	0	0	0	0	0	0
20-29	20-29	0	0	0	0	0	0	0	0	0	0	0	0	0	0	0
30-39	30-39	0	0	0	0	0	0	0	0	0	0	0	0	0	0	0
40-49	40-49	0	0	0	0	0	0	0	0	1	0	0	0	0	0	1
50-59	50-59	0	0	0	0	0	0	0	0	0	0	0	0	0	0	0
60-69	60-69	0	0	0	0	0	0	0	0	0	0	0	0	0	0	0
70-79	70-79	0	0	0	0	0	0	0	0	0	0	0	0	0	0	0
Don't Know	98	0	0	0	0	0	0	0	0	0	0	0	0	0	0	0
No Answer	99	0	0	0	0	0	0	0	0	13	0	0	0	0	0	13
Not Applicable	IAP	13626	354	7542	353	5907	10334	2817	2765	2798	4510	2023	2044	1974	2538	59585

P. How many years have you been a member of...?

1. First other group

[VAR: YROTHER1]

<u>RESPONSE</u>	<u>PUNCH</u>	<u>YEAR</u>														
		<u>1972-82</u>	<u>1982B</u>	<u>1983-87</u>	<u>1987B</u>	<u>1988-91</u>	<u>1993-98</u>	<u>2000</u>	<u>2002</u>	<u>2004</u>	<u>2006</u>	<u>2008</u>	<u>2010</u>	<u>2012</u>	<u>2014</u>	<u>ALL</u>
0-9	0-9	0	0	0	0	0	0	0	0	60	0	0	0	0	0	60
10-19	10-19	0	0	0	0	0	0	0	0	10	0	0	0	0	0	10
20-29	20-29	0	0	0	0	0	0	0	0	7	0	0	0	0	0	7
30-39	30-39	0	0	0	0	0	0	0	0	0	0	0	0	0	0	0
40-49	40-49	0	0	0	0	0	0	0	0	1	0	0	0	0	0	1
50-59	50-59	0	0	0	0	0	0	0	0	0	0	0	0	0	0	0
60-69	60-69	0	0	0	0	0	0	0	0	0	0	0	0	0	0	0
70-79	70-79	0	0	0	0	0	0	0	0	0	0	0	0	0	0	0
Don't Know	98	0	0	0	0	0	0	0	0	11	0	0	0	0	0	11
No Answer	99	0	0	0	0	0	0	0	0	17	0	0	0	0	0	17
Not Applicable	IAP	13626	354	7542	353	5907	10334	2817	2765	2706	4510	2023	2044	1974	2538	59493

2. Second other group

[VAR: YROTHER2]

RESPONSE	PUNCH	YEAR														
		<u>1972-82</u>	<u>1982B</u>	<u>1983-87</u>	<u>1987B</u>	<u>1988-91</u>	<u>1993-98</u>	<u>2000</u>	<u>2002</u>	<u>2004</u>	<u>2006</u>	<u>2008</u>	<u>2010</u>	<u>2012</u>	<u>2014</u>	<u>ALL</u>
0-9	0-9	0	0	0	0	0	0	0	0	5	0	0	0	0	0	5
10-19	10-19	0	0	0	0	0	0	0	0	2	0	0	0	0	0	2
20-29	20-29	0	0	0	0	0	0	0	0	1	0	0	0	0	0	1
30-39	30-39	0	0	0	0	0	0	0	0	0	0	0	0	0	0	0
40-49	40-49	0	0	0	0	0	0	0	0	0	0	0	0	0	0	0
50-59	50-59	0	0	0	0	0	0	0	0	0	0	0	0	0	0	0
60-69	60-69	0	0	0	0	0	0	0	0	0	0	0	0	0	0	0
70-79	70-79	0	0	0	0	0	0	0	0	0	0	0	0	0	0	0
Don't Know	98	0	0	0	0	0	0	0	0	1	0	0	0	0	0	1
No Answer	99	0	0	0	0	0	0	0	0	9	0	0	0	0	0	9
Not Applicable	IAP	13626	354	7542	353	5907	10334	2817	2765	2794	4510	2023	2044	1974	2538	59581

3. Third other group

[VAR: YROTHER3]

RESPONSE	PUNCH	YEAR														
		<u>1972-82</u>	<u>1982B</u>	<u>1983-87</u>	<u>1987B</u>	<u>1988-91</u>	<u>1993-98</u>	<u>2000</u>	<u>2002</u>	<u>2004</u>	<u>2006</u>	<u>2008</u>	<u>2010</u>	<u>2012</u>	<u>2014</u>	<u>ALL</u>
0-9	0-9	0	0	0	0	0	0	0	0	1	0	0	0	0	0	1
10-19	10-19	0	0	0	0	0	0	0	0	0	0	0	0	0	0	0
20-29	20-29	0	0	0	0	0	0	0	0	2	0	0	0	0	0	2
30-39	30-39	0	0	0	0	0	0	0	0	0	0	0	0	0	0	0
40-49	40-49	0	0	0	0	0	0	0	0	0	0	0	0	0	0	0
50-59	50-59	0	0	0	0	0	0	0	0	0	0	0	0	0	0	0
60-69	60-69	0	0	0	0	0	0	0	0	0	0	0	0	0	0	0
70-79	70-79	0	0	0	0	0	0	0	0	0	0	0	0	0	0	0
Don't know	98	0	0	0	0	0	0	0	0	0	0	0	0	0	0	0
No Answer	99	0	0	0	0	0	0	0	0	9	0	0	0	0	0	9
Not Applicable	IAP	13626	354	7542	353	5907	10334	2817	2765	2800	4510	2023	2044	1974	2538	59587

4. Fourth other group

[VAR: YROTHER4]

RESPONSE	PUNCH	YEAR														
		<u>1972-82</u>	<u>1982B</u>	<u>1983-87</u>	<u>1987B</u>	<u>1988-91</u>	<u>1993-98</u>	<u>2000</u>	<u>2002</u>	<u>2004</u>	<u>2006</u>	<u>2008</u>	<u>2010</u>	<u>2012</u>	<u>2014</u>	<u>ALL</u>
0-9	0-9	0	0	0	0	0	0	0	0	2	0	0	0	0	0	2
10-19	10-19	0	0	0	0	0	0	0	0	0	0	0	0	0	0	0
20-29	20-29	0	0	0	0	0	0	0	0	0	0	0	0	0	0	0
30-39	30-39	0	0	0	0	0	0	0	0	0	0	0	0	0	0	0
40-49	40-49	0	0	0	0	0	0	0	0	0	0	0	0	0	0	0
50-59	50-59	0	0	0	0	0	0	0	0	0	0	0	0	0	0	0
60-69	60-69	0	0	0	0	0	0	0	0	0	0	0	0	0	0	0
70-79	70-79	0	0	0	0	0	0	0	0	0	0	0	0	0	0	0
Don't know	98	0	0	0	0	0	0	0	0	0	0	0	0	0	0	0
No Answer	99	0	0	0	0	0	0	0	0	9	0	0	0	0	0	9
Not Applicable	IAP	13626	354	7542	353	5907	10334	2817	2765	2801	4510	2023	2044	1974	2538	59588

5. Fifth other group

[VAR: YROTHER5]

RESPONSE	PUNCH	YEAR														
		<u>1972-82</u>	<u>1982B</u>	<u>1983-87</u>	<u>1987B</u>	<u>1988-91</u>	<u>1993-98</u>	<u>2000</u>	<u>2002</u>	<u>2004</u>	<u>2006</u>	<u>2008</u>	<u>2010</u>	<u>2012</u>	<u>2014</u>	<u>ALL</u>
0-9	0-9	0	0	0	0	0	0	0	0	1	0	0	0	0	0	1
10-19	10-19	0	0	0	0	0	0	0	0	0	0	0	0	0	0	0
20-29	20-29	0	0	0	0	0	0	0	0	1	0	0	0	0	0	1
30-39	30-39	0	0	0	0	0	0	0	0	0	0	0	0	0	0	0
40-49	40-49	0	0	0	0	0	0	0	0	0	0	0	0	0	0	0
50-59	50-59	0	0	0	0	0	0	0	0	0	0	0	0	0	0	0
60-69	60-69	0	0	0	0	0	0	0	0	0	0	0	0	0	0	0
70-79	70-79	0	0	0	0	0	0	0	0	0	0	0	0	0	0	0
Don't know	98	0	0	0	0	0	0	0	0	0	0	0	0	0	0	0
No Answer	99	0	0	0	0	0	0	0	0	9	0	0	0	0	0	9
Not Applicable	IAP	13626	354	7542	353	5907	10334	2817	2765	2801	4510	2023	2044	1974	2538	59588

Q. How many years have you been a member of...?

1. First informal group

[VAR: YRINFRM1]

<u>RESPONSE</u>	<u>PUNCH</u>	<u>YEAR</u>														
		<u>1972-82</u>	<u>1982B</u>	<u>1983-87</u>	<u>1987B</u>	<u>1988-91</u>	<u>1993-98</u>	<u>2000</u>	<u>2002</u>	<u>2004</u>	<u>2006</u>	<u>2008</u>	<u>2010</u>	<u>2012</u>	<u>2014</u>	<u>ALL</u>
0-9	0-9	0	0	0	0	0	0	0	0	270	0	0	0	0	0	270
10-19	10-19	0	0	0	0	0	0	0	0	51	0	0	0	0	0	51
20-29	20-29	0	0	0	0	0	0	0	0	18	0	0	0	0	0	18
30-39	30-39	0	0	0	0	0	0	0	0	10	0	0	0	0	0	10
40-49	40-49	0	0	0	0	0	0	0	0	5	0	0	0	0	0	5
50-59	50-59	0	0	0	0	0	0	0	0	0	0	0	0	0	0	0
60-69	60-69	0	0	0	0	0	0	0	0	0	0	0	0	0	0	0
70-79	70-79	0	0	0	0	0	0	0	0	1	0	0	0	0	0	1
Don't Know	98	0	0	0	0	0	0	0	0	20	0	0	0	0	0	20
No Answer	99	0	0	0	0	0	0	0	0	25	0	0	0	0	0	25
Not Applicable	IAP	13626	354	7542	353	5907	10334	2817	2765	2412	4510	2023	2044	1974	2538	59199

2. Second informal group

[VAR: YRINFRM2]

<u>RESPONSE</u>	<u>PUNCH</u>	<u>YEAR</u>														
		<u>1972-82</u>	<u>1982B</u>	<u>1983-87</u>	<u>1987B</u>	<u>1988-91</u>	<u>1993-98</u>	<u>2000</u>	<u>2002</u>	<u>2004</u>	<u>2006</u>	<u>2008</u>	<u>2010</u>	<u>2012</u>	<u>2014</u>	<u>ALL</u>
0-9	0-9	0	0	0	0	0	0	0	0	58	0	0	0	0	0	58
10-19	10-19	0	0	0	0	0	0	0	0	18	0	0	0	0	0	18
20-29	20-29	0	0	0	0	0	0	0	0	3	0	0	0	0	0	3
30-39	30-39	0	0	0	0	0	0	0	0	5	0	0	0	0	0	5
40-49	40-49	0	0	0	0	0	0	0	0	0	0	0	0	0	0	0
50-59	50-59	0	0	0	0	0	0	0	0	0	0	0	0	0	0	0
60-69	60-69	0	0	0	0	0	0	0	0	1	0	0	0	0	0	1
70-79	70-79	0	0	0	0	0	0	0	0	0	0	0	0	0	0	0
Don't Know	98	0	0	0	0	0	0	0	0	2	0	0	0	0	0	2
No Answer	99	0	0	0	0	0	0	0	0	17	0	0	0	0	0	17
Not Applicable	IAP	13626	354	7542	353	5907	10334	2817	2765	2708	4510	2023	2044	1974	2538	59495

3. Third informal group

[VAR: YRINFRM3]

RESPONSE	PUNCH	YEAR														
		<u>1972-82</u>	<u>1982B</u>	<u>1983-87</u>	<u>1987B</u>	<u>1988-91</u>	<u>1993-98</u>	<u>2000</u>	<u>2002</u>	<u>2004</u>	<u>2006</u>	<u>2008</u>	<u>2010</u>	<u>2012</u>	<u>2014</u>	<u>ALL</u>
0-9	0-9	0	0	0	0	0	0	0	0	21	0	0	0	0	0	21
10-19	10-19	0	0	0	0	0	0	0	0	4	0	0	0	0	0	4
20-29	20-29	0	0	0	0	0	0	0	0	4	0	0	0	0	0	4
30-39	30-39	0	0	0	0	0	0	0	0	0	0	0	0	0	0	0
40-49	40-49	0	0	0	0	0	0	0	0	3	0	0	0	0	0	3
50-59	50-59	0	0	0	0	0	0	0	0	0	0	0	0	0	0	0
60-69	60-69	0	0	0	0	0	0	0	0	0	0	0	0	0	0	0
70-79	70-79	0	0	0	0	0	0	0	0	0	0	0	0	0	0	0
Don't Know	98	0	0	0	0	0	0	0	0	0	0	0	0	0	0	0
No Answer	99	0	0	0	0	0	0	0	0	13	0	0	0	0	0	13
Not Applicable	IAP	13626	354	7542	353	5907	10334	2817	2765	2767	4510	2023	2044	1974	2538	59554

4. Fourth informal group

[VAR: YRINFRM4]

RESPONSE	PUNCH	YEAR														
		<u>1972-82</u>	<u>1982B</u>	<u>1983-87</u>	<u>1987B</u>	<u>1988-91</u>	<u>1993-98</u>	<u>2000</u>	<u>2002</u>	<u>2004</u>	<u>2006</u>	<u>2008</u>	<u>2010</u>	<u>2012</u>	<u>2014</u>	<u>ALL</u>
0-9	0-9	0	0	0	0	0	0	0	0	5	0	0	0	0	0	5
10-19	10-19	0	0	0	0	0	0	0	0	2	0	0	0	0	0	2
20-29	20-29	0	0	0	0	0	0	0	0	0	0	0	0	0	0	0
30-39	30-39	0	0	0	0	0	0	0	0	3	0	0	0	0	0	3
40-49	40-49	0	0	0	0	0	0	0	0	0	0	0	0	0	0	0
50-59	50-59	0	0	0	0	0	0	0	0	0	0	0	0	0	0	0
60-69	60-69	0	0	0	0	0	0	0	0	0	0	0	0	0	0	0
70-79	70-79	0	0	0	0	0	0	0	0	0	0	0	0	0	0	0
Don't Know	98	0	0	0	0	0	0	0	0	0	0	0	0	0	0	0
No Answer	99	0	0	0	0	0	0	0	0	13	0	0	0	0	0	13
Not Applicable	IAP	13626	354	7542	353	5907	10334	2817	2765	2789	4510	2023	2044	1974	2538	59576

5. Fifth informal group

[VAR: YRINFRM5]

RESPONSE	PUNCH	YEAR														
		<u>1972-82</u>	<u>1982B</u>	<u>1983-87</u>	<u>1987B</u>	<u>1988-91</u>	<u>1993-98</u>	<u>2000</u>	<u>2002</u>	<u>2004</u>	<u>2006</u>	<u>2008</u>	<u>2010</u>	<u>2012</u>	<u>2014</u>	<u>ALL</u>
0-9	0-9	0	0	0	0	0	0	0	0	0	0	0	0	0	0	0
10-19	10-19	0	0	0	0	0	0	0	0	0	0	0	0	0	0	0
20-29	20-29	0	0	0	0	0	0	0	0	3	0	0	0	0	0	3
30-39	30-39	0	0	0	0	0	0	0	0	0	0	0	0	0	0	0
40-49	40-49	0	0	0	0	0	0	0	0	0	0	0	0	0	0	0
50-59	50-59	0	0	0	0	0	0	0	0	0	0	0	0	0	0	0
60-69	60-69	0	0	0	0	0	0	0	0	0	0	0	0	0	0	0
70-79	70-79	0	0	0	0	0	0	0	0	0	0	0	0	0	0	0
Don't Know	8	0	0	0	0	0	0	0	0	1	0	0	0	0	0	1
No Answer	99	0	0	0	0	0	0	0	0	13	0	0	0	0	0	13
Not Applicable	IAP	13626	354	7542	353	5907	10334	2817	2765	2795	4510	2023	2044	1974	2538	59582

REMARKS: The numbers above are collapsed for convenience of display.

Qs. MTFRAT1-MTINFRM1 were each asked for each organization to which R belongs, as indicated by the responses to the corresponding Qs. NUMFRAT-NUMINFRM.

1052. A. Does the fraternal club meet in this area?

1. First fraternal club

[VAR: MTFRAT1]

RESPONSE	PUNCH	YEAR														
		<u>1972-82</u>	<u>1982B</u>	<u>1983-87</u>	<u>1987B</u>	<u>1988-91</u>	<u>1993-98</u>	<u>2000</u>	<u>2002</u>	<u>2004</u>	<u>2006</u>	<u>2008</u>	<u>2010</u>	<u>2012</u>	<u>2014</u>	<u>ALL</u>
Yes	1	0	0	0	0	0	0	0	0	77	0	0	0	0	0	77
No	2	0	0	0	0	0	0	0	0	19	0	0	0	0	0	19
Don't Know	8	0	0	0	0	0	0	0	0	1	0	0	0	0	0	1
No Answer	9	0	0	0	0	0	0	0	0	8	0	0	0	0	0	8
Not Applicable	IAP	13626	354	7542	353	5907	10334	2817	2765	2707	4510	2023	2044	1974	2538	59494

2. Second fraternal club

[VAR: MTFRAT2]

<u>RESPONSE</u>	<u>PUNCH</u>	<u>YEAR</u>														
		<u>1972-82</u>	<u>1982B</u>	<u>1983-87</u>	<u>1987B</u>	<u>1988-91</u>	<u>1993-98</u>	<u>2000</u>	<u>2002</u>	<u>2004</u>	<u>2006</u>	<u>2008</u>	<u>2010</u>	<u>2012</u>	<u>2014</u>	<u>ALL</u>
Yes	1	0	0	0	0	0	0	0	0	15	0	0	0	0	0	15
No	2	0	0	0	0	0	0	0	0	3	0	0	0	0	0	3
Don't Know	8	0	0	0	0	0	0	0	0	0	0	0	0	0	0	0
No Answer	9	0	0	0	0	0	0	0	0	7	0	0	0	0	0	7
Not Applicable	IAP	13626	354	7542	353	5907	10334	2817	2765	2787	4510	2023	2044	1974	2538	59574

3. Third fraternal club

[VAR: MTFRAT3]

<u>RESPONSE</u>	<u>PUNCH</u>	<u>YEAR</u>														
		<u>1972-82</u>	<u>1982B</u>	<u>1983-87</u>	<u>1987B</u>	<u>1988-91</u>	<u>1993-98</u>	<u>2000</u>	<u>2002</u>	<u>2004</u>	<u>2006</u>	<u>2008</u>	<u>2010</u>	<u>2012</u>	<u>2014</u>	<u>ALL</u>
Yes	1	0	0	0	0	0	0	0	0	3	0	0	0	0	0	3
No	2	0	0	0	0	0	0	0	0	0	0	0	0	0	0	0
Don't Know	8	0	0	0	0	0	0	0	0	0	0	0	0	0	0	0
No Answer	9	0	0	0	0	0	0	0	0	7	0	0	0	0	0	7
Not Applicable	IAP	13626	354	7542	353	5907	10334	2817	2765	2802	4510	2023	2044	1974	2538	59589

4. Fourth fraternal club

[VAR: MTFRAT4]

<u>RESPONSE</u>	<u>PUNCH</u>	<u>YEAR</u>														
		<u>1972-82</u>	<u>1982B</u>	<u>1983-87</u>	<u>1987B</u>	<u>1988-91</u>	<u>1993-98</u>	<u>2000</u>	<u>2002</u>	<u>2004</u>	<u>2006</u>	<u>2008</u>	<u>2010</u>	<u>2012</u>	<u>2014</u>	<u>ALL</u>
Yes	1	0	0	0	0	0	0	0	0	0	0	0	0	0	0	0
No	2	0	0	0	0	0	0	0	0	0	0	0	0	0	0	0
Don't Know	8	0	0	0	0	0	0	0	0	0	0	0	0	0	0	0
No Answer	9	0	0	0	0	0	0	0	0	7	0	0	0	0	0	7
Not Applicable	IAP	13626	354	7542	353	5907	10334	2817	2765	2805	4510	2023	2044	1974	2538	59592

B. Does the service club meet in this area?

1. First service club

[VAR: MTSERV1]

<u>RESPONSE</u>	<u>PUNCH</u>	<u>YEAR</u>														
		<u>1972-82</u>	<u>1982B</u>	<u>1983-87</u>	<u>1987B</u>	<u>1988-91</u>	<u>1993-98</u>	<u>2000</u>	<u>2002</u>	<u>2004</u>	<u>2006</u>	<u>2008</u>	<u>2010</u>	<u>2012</u>	<u>2014</u>	<u>ALL</u>
Yes	1	0	0	0	0	0	0	0	0	111	0	0	0	0	0	111
No	2	0	0	0	0	0	0	0	0	22	0	0	0	0	0	22
Don't Know	8	0	0	0	0	0	0	0	0	4	0	0	0	0	0	4
No Answer	9	0	0	0	0	0	0	0	0	9	0	0	0	0	0	9
Not Applicable	IAP	13626	354	7542	353	5907	10334	2817	2765	2666	4510	2023	2044	1974	2538	59453

2. Second service club

[VAR: MTSERV2]

<u>RESPONSE</u>	<u>PUNCH</u>	<u>YEAR</u>														
		<u>1972-82</u>	<u>1982B</u>	<u>1983-87</u>	<u>1987B</u>	<u>1988-91</u>	<u>1993-98</u>	<u>2000</u>	<u>2002</u>	<u>2004</u>	<u>2006</u>	<u>2008</u>	<u>2010</u>	<u>2012</u>	<u>2014</u>	<u>ALL</u>
Yes	1	0	0	0	0	0	0	0	0	24	0	0	0	0	0	24
No	2	0	0	0	0	0	0	0	0	6	0	0	0	0	0	6
Don't Know	8	0	0	0	0	0	0	0	0	0	0	0	0	0	0	0
No Answer	9	0	0	0	0	0	0	0	0	8	0	0	0	0	0	8
Not Applicable	IAP	13626	354	7542	353	5907	10334	2817	2765	2774	4510	2023	2044	1974	2538	59561

3. Third service club

[VAR: MTSERV3]

<u>RESPONSE</u>	<u>PUNCH</u>	<u>YEAR</u>														
		<u>1972-82</u>	<u>1982B</u>	<u>1983-87</u>	<u>1987B</u>	<u>1988-91</u>	<u>1993-98</u>	<u>2000</u>	<u>2002</u>	<u>2004</u>	<u>2006</u>	<u>2008</u>	<u>2010</u>	<u>2012</u>	<u>2014</u>	<u>ALL</u>
Yes	1	0	0	0	0	0	0	0	0	13	0	0	0	0	0	13
No	2	0	0	0	0	0	0	0	0	1	0	0	0	0	0	1
Don't Know	8	0	0	0	0	0	0	0	0	0	0	0	0	0	0	0
No Answer	9	0	0	0	0	0	0	0	0	8	0	0	0	0	0	8
Not Applicable	IAP	13626	354	7542	353	5907	10334	2817	2765	2790	4510	2023	2044	1974	2538	59577

4. Fourth service club

[VAR: MTSERV4]

<u>RESPONSE</u>	<u>PUNCH</u>	<u>YEAR</u>														
		<u>1972-82</u>	<u>1982B</u>	<u>1983-87</u>	<u>1987B</u>	<u>1988-91</u>	<u>1993-98</u>	<u>2000</u>	<u>2002</u>	<u>2004</u>	<u>2006</u>	<u>2008</u>	<u>2010</u>	<u>2012</u>	<u>2014</u>	<u>ALL</u>
Yes	1	0	0	0	0	0	0	0	0	1	0	0	0	0	0	1
No	2	0	0	0	0	0	0	0	0	1	0	0	0	0	0	1
Don't Know	8	0	0	0	0	0	0	0	0	0	0	0	0	0	0	0
No Answer	9	0	0	0	0	0	0	0	0	7	0	0	0	0	0	7
Not Applicable	IAP	13626	354	7542	353	5907	10334	2817	2765	2803	4510	2023	2044	1974	2538	59590

5. Fifth service club

[VAR: MTSERV5]

<u>RESPONSE</u>	<u>PUNCH</u>	<u>YEAR</u>														
		<u>1972-82</u>	<u>1982B</u>	<u>1983-87</u>	<u>1987B</u>	<u>1988-91</u>	<u>1993-98</u>	<u>2000</u>	<u>2002</u>	<u>2004</u>	<u>2006</u>	<u>2008</u>	<u>2010</u>	<u>2012</u>	<u>2014</u>	<u>ALL</u>
Yes	1	0	0	0	0	0	0	0	0	0	0	0	0	0	0	0
No	2	0	0	0	0	0	0	0	0	1	0	0	0	0	0	1
Don't Know	8	0	0	0	0	0	0	0	0	0	0	0	0	0	0	0
No Answer	9	0	0	0	0	0	0	0	0	6	0	0	0	0	0	6
Not Applicable	IAP	13626	354	7542	353	5907	10334	2817	2765	2805	4510	2023	2044	1974	2538	59592

6. Sixth service club

[VAR: MTSERV6]

<u>RESPONSE</u>	<u>PUNCH</u>	<u>YEAR</u>														
		<u>1972-82</u>	<u>1982B</u>	<u>1983-87</u>	<u>1987B</u>	<u>1988-91</u>	<u>1993-98</u>	<u>2000</u>	<u>2002</u>	<u>2004</u>	<u>2006</u>	<u>2008</u>	<u>2010</u>	<u>2012</u>	<u>2014</u>	<u>ALL</u>
Yes	1	0	0	0	0	0	0	0	0	0	0	0	0	0	0	0
No	2	0	0	0	0	0	0	0	0	1	0	0	0	0	0	1
Don't Know	8	0	0	0	0	0	0	0	0	0	0	0	0	0	0	0
No Answer	9	0	0	0	0	0	0	0	0	6	0	0	0	0	0	6
Not Applicable	IAP	13626	354	7542	353	5907	10334	2817	2765	2805	4510	2023	2044	1974	2538	59592

7. Seventh service club

[VAR: MTSERV7]

<u>RESPONSE</u>	<u>PUNCH</u>	<u>YEAR</u>														
		<u>1972-82</u>	<u>1982B</u>	<u>1983-87</u>	<u>1987B</u>	<u>1988-91</u>	<u>1993-98</u>	<u>2000</u>	<u>2002</u>	<u>2004</u>	<u>2006</u>	<u>2008</u>	<u>2010</u>	<u>2012</u>	<u>2014</u>	<u>ALL</u>
Yes	1	0	0	0	0	0	0	0	0	0	0	0	0	0	0	0
No	2	0	0	0	0	0	0	0	0	1	0	0	0	0	0	1
Don't Know	8	0	0	0	0	0	0	0	0	0	0	0	0	0	0	0
No Answer	9	0	0	0	0	0	0	0	0	6	0	0	0	0	0	6
Not Applicable	IAP	13626	354	7542	353	5907	10334	2817	2765	2805	4510	2023	2044	1974	2538	59592

8. Eight service club

[VAR: MTSERV8]

<u>RESPONSE</u>	<u>PUNCH</u>	<u>YEAR</u>														
		<u>1972-82</u>	<u>1982B</u>	<u>1983-87</u>	<u>1987B</u>	<u>1988-91</u>	<u>1993-98</u>	<u>2000</u>	<u>2002</u>	<u>2004</u>	<u>2006</u>	<u>2008</u>	<u>2010</u>	<u>2012</u>	<u>2014</u>	<u>ALL</u>
Yes	1	0	0	0	0	0	0	0	0	0	0	0	0	0	0	0
No	2	0	0	0	0	0	0	0	0	1	0	0	0	0	0	1
Don't Know	8	0	0	0	0	0	0	0	0	0	0	0	0	0	0	0
No Answer	9	0	0	0	0	0	0	0	0	6	0	0	0	0	0	6
Not Applicable	IAP	13626	354	7542	353	5907	10334	2817	2765	2805	4510	2023	2044	1974	2538	59592

C. Does the veterans' group meet in this area?

1. First veterans' group

[VAR: MTVET1]

<u>RESPONSE</u>	<u>PUNCH</u>	<u>YEAR</u>														
		<u>1972-82</u>	<u>1982B</u>	<u>1983-87</u>	<u>1987B</u>	<u>1988-91</u>	<u>1993-98</u>	<u>2000</u>	<u>2002</u>	<u>2004</u>	<u>2006</u>	<u>2008</u>	<u>2010</u>	<u>2012</u>	<u>2014</u>	<u>ALL</u>
Yes	1	0	0	0	0	0	0	0	0	57	0	0	0	0	0	57
No	2	0	0	0	0	0	0	0	0	19	0	0	0	0	0	19
Don't Know	8	0	0	0	0	0	0	0	0	0	0	0	0	0	0	0
No Answer	9	0	0	0	0	0	0	0	0	7	0	0	0	0	0	7
Not Applicable	IAP	13626	354	7542	353	5907	10334	2817	2765	2729	4510	2023	2044	1974	2538	59516

2. Second veterans' group

[VAR: MTVET2]

<u>RESPONSE</u>	<u>PUNCH</u>	<u>YEAR</u>														
		<u>1972-82</u>	<u>1982B</u>	<u>1983-87</u>	<u>1987B</u>	<u>1988-91</u>	<u>1993-98</u>	<u>2000</u>	<u>2002</u>	<u>2004</u>	<u>2006</u>	<u>2008</u>	<u>2010</u>	<u>2012</u>	<u>2014</u>	<u>ALL</u>
Yes	1	0	0	0	0	0	0	0	0	9	0	0	0	0	0	9
No	2	0	0	0	0	0	0	0	0	0	0	0	0	0	0	0
Don't Know	8	0	0	0	0	0	0	0	0	0	0	0	0	0	0	0
No Answer	9	0	0	0	0	0	0	0	0	7	0	0	0	0	0	7
Not Applicable	IAP	13626	354	7542	353	5907	10334	2817	2765	2796	4510	2023	2044	1974	2538	59583

3. Third veterans' group

[VAR: MTVET3]

<u>RESPONSE</u>	<u>PUNCH</u>	<u>YEAR</u>														
		<u>1972-82</u>	<u>1982B</u>	<u>1983-87</u>	<u>1987B</u>	<u>1988-91</u>	<u>1993-98</u>	<u>2000</u>	<u>2002</u>	<u>2004</u>	<u>2006</u>	<u>2008</u>	<u>2010</u>	<u>2012</u>	<u>2014</u>	<u>ALL</u>
Yes	1	0	0	0	0	0	0	0	0	3	0	0	0	0	0	3
No	2	0	0	0	0	0	0	0	0	0	0	0	0	0	0	0
Don't Know	8	0	0	0	0	0	0	0	0	0	0	0	0	0	0	0
No Answer	9	0	0	0	0	0	0	0	0	7	0	0	0	0	0	7
Not Applicable	IAP	13626	354	7542	353	5907	10334	2817	2765	2802	4510	2023	2044	1974	2538	59589

4. Fourth veterans' group

[VAR: MTVET4]

<u>RESPONSE</u>	<u>PUNCH</u>	<u>YEAR</u>														
		<u>1972-82</u>	<u>1982B</u>	<u>1983-87</u>	<u>1987B</u>	<u>1988-91</u>	<u>1993-98</u>	<u>2000</u>	<u>2002</u>	<u>2004</u>	<u>2006</u>	<u>2008</u>	<u>2010</u>	<u>2012</u>	<u>2014</u>	<u>ALL</u>
Yes	1	0	0	0	0	0	0	0	0	2	0	0	0	0	0	2
No	2	0	0	0	0	0	0	0	0	0	0	0	0	0	0	0
Don't Know	8	0	0	0	0	0	0	0	0	0	0	0	0	0	0	0
No Answer	9	0	0	0	0	0	0	0	0	7	0	0	0	0	0	7
Not Applicable	IAP	13626	354	7542	353	5907	10334	2817	2765	2803	4510	2023	2044	1974	2538	59590

5. Fifth veterans' group

[VAR: MTVET5]

<u>RESPONSE</u>	<u>PUNCH</u>	<u>YEAR</u>														
		<u>1972-82</u>	<u>1982B</u>	<u>1983-87</u>	<u>1987B</u>	<u>1988-91</u>	<u>1993-98</u>	<u>2000</u>	<u>2002</u>	<u>2004</u>	<u>2006</u>	<u>2008</u>	<u>2010</u>	<u>2012</u>	<u>2014</u>	<u>ALL</u>
Yes	1	0	0	0	0	0	0	0	0	1	0	0	0	0	0	1
No	2	0	0	0	0	0	0	0	0	0	0	0	0	0	0	0
Don't Know	8	0	0	0	0	0	0	0	0	0	0	0	0	0	0	0
No Answer	9	0	0	0	0	0	0	0	0	7	0	0	0	0	0	7
Not Applicable	IAP	13626	354	7542	353	5907	10334	2817	2765	2804	4510	2023	2044	1974	2538	59591

D. Does the political club meet in this area?

1. First political club

[VAR: MTPOLIT1]

<u>RESPONSE</u>	<u>PUNCH</u>	<u>YEAR</u>														
		<u>1972-82</u>	<u>1982B</u>	<u>1983-87</u>	<u>1987B</u>	<u>1988-91</u>	<u>1993-98</u>	<u>2000</u>	<u>2002</u>	<u>2004</u>	<u>2006</u>	<u>2008</u>	<u>2010</u>	<u>2012</u>	<u>2014</u>	<u>ALL</u>
Yes	1	0	0	0	0	0	0	0	0	42	0	0	0	0	0	42
No	2	0	0	0	0	0	0	0	0	17	0	0	0	0	0	17
Don't Know	8	0	0	0	0	0	0	0	0	3	0	0	0	0	0	3
No Answer	9	0	0	0	0	0	0	0	0	6	0	0	0	0	0	6
Not Applicable	IAP	13626	354	7542	353	5907	10334	2817	2765	2744	4510	2023	2044	1974	2538	59531

2. Second political club

[VAR: MTPOLIT2]

<u>RESPONSE</u>	<u>PUNCH</u>	<u>YEAR</u>														
		<u>1972-82</u>	<u>1982B</u>	<u>1983-87</u>	<u>1987B</u>	<u>1988-91</u>	<u>1993-98</u>	<u>2000</u>	<u>2002</u>	<u>2004</u>	<u>2006</u>	<u>2008</u>	<u>2010</u>	<u>2012</u>	<u>2014</u>	<u>ALL</u>
Yes	1	0	0	0	0	0	0	0	0	6	0	0	0	0	0	6
No	2	0	0	0	0	0	0	0	0	2	0	0	0	0	0	2
Don't Know	8	0	0	0	0	0	0	0	0	0	0	0	0	0	0	0
No Answer	9	0	0	0	0	0	0	0	0	6	0	0	0	0	0	6
Not Applicable	IAP	13626	354	7542	353	5907	10334	2817	2765	2798	4510	2023	2044	1974	2538	59585

3. Third political club

[VAR: MTPOLIT3]

<u>RESPONSE</u>	<u>PUNCH</u>	<u>YEAR</u>														
		<u>1972-82</u>	<u>1982B</u>	<u>1983-87</u>	<u>1987B</u>	<u>1988-91</u>	<u>1993-98</u>	<u>2000</u>	<u>2002</u>	<u>2004</u>	<u>2006</u>	<u>2008</u>	<u>2010</u>	<u>2012</u>	<u>2014</u>	<u>ALL</u>
Yes	1	0	0	0	0	0	0	0	0	4	0	0	0	0	0	4
No	2	0	0	0	0	0	0	0	0	1	0	0	0	0	0	1
Don't Know	8	0	0	0	0	0	0	0	0	0	0	0	0	0	0	0
No Answer	9	0	0	0	0	0	0	0	0	6	0	0	0	0	0	6
Not Applicable	IAP	13626	354	7542	353	5907	10334	2817	2765	2801	4510	2023	2044	1974	2538	59588

E. Does the labor union meet in this area?

1. First labor union

[VAR: MTUNION1]

<u>RESPONSE</u>	<u>PUNCH</u>	<u>YEAR</u>														
		<u>1972-82</u>	<u>1982B</u>	<u>1983-87</u>	<u>1987B</u>	<u>1988-91</u>	<u>1993-98</u>	<u>2000</u>	<u>2002</u>	<u>2004</u>	<u>2006</u>	<u>2008</u>	<u>2010</u>	<u>2012</u>	<u>2014</u>	<u>ALL</u>
Yes	1	0	0	0	0	0	0	0	0	99	0	0	0	0	0	99
No	2	0	0	0	0	0	0	0	0	35	0	0	0	0	0	35
Don't Know	8	0	0	0	0	0	0	0	0	4	0	0	0	0	0	4
No Answer	9	0	0	0	0	0	0	0	0	8	0	0	0	0	0	8
Not Applicable	IAP	13626	354	7542	353	5907	10334	2817	2765	2666	4510	2023	2044	1974	2538	59453

2. Second labor union

[VAR: MTUNION2]

<u>RESPONSE</u>	<u>PUNCH</u>	<u>YEAR</u>														
		<u>1972-82</u>	<u>1982B</u>	<u>1983-87</u>	<u>1987B</u>	<u>1988-91</u>	<u>1993-98</u>	<u>2000</u>	<u>2002</u>	<u>2004</u>	<u>2006</u>	<u>2008</u>	<u>2010</u>	<u>2012</u>	<u>2014</u>	<u>ALL</u>
Yes	1	0	0	0	0	0	0	0	0	7	0	0	0	0	0	7
No	2	0	0	0	0	0	0	0	0	2	0	0	0	0	0	2
Don't Know	8	0	0	0	0	0	0	0	0	2	0	0	0	0	0	2
No Answer	9	0	0	0	0	0	0	0	0	7	0	0	0	0	0	7
Not Applicable	IAP	13626	354	7542	353	5907	10334	2817	2765	2794	4510	2023	2044	1974	2538	59581

3. Third labor union

[VAR: MTUNION3]

<u>RESPONSE</u>	<u>PUNCH</u>	<u>YEAR</u>														
		<u>1972-82</u>	<u>1982B</u>	<u>1983-87</u>	<u>1987B</u>	<u>1988-91</u>	<u>1993-98</u>	<u>2000</u>	<u>2002</u>	<u>2004</u>	<u>2006</u>	<u>2008</u>	<u>2010</u>	<u>2012</u>	<u>2014</u>	<u>ALL</u>
Yes	1	0	0	0	0	0	0	0	0	1	0	0	0	0	0	1
No	2	0	0	0	0	0	0	0	0	1	0	0	0	0	0	1
Don't Know	8	0	0	0	0	0	0	0	0	0	0	0	0	0	0	0
No Answer	9	0	0	0	0	0	0	0	0	7	0	0	0	0	0	7
Not Applicable	IAP	13626	354	7542	353	5907	10334	2817	2765	2803	4510	2023	2044	1974	2538	59590

4. Fourth labor union

[VAR: MTUNION4]

<u>RESPONSE</u>	<u>PUNCH</u>	<u>YEAR</u>														
		<u>1972-82</u>	<u>1982B</u>	<u>1983-87</u>	<u>1987B</u>	<u>1988-91</u>	<u>1993-98</u>	<u>2000</u>	<u>2002</u>	<u>2004</u>	<u>2006</u>	<u>2008</u>	<u>2010</u>	<u>2012</u>	<u>2014</u>	<u>ALL</u>
Yes	1	0	0	0	0	0	0	0	0	1	0	0	0	0	0	1
No	2	0	0	0	0	0	0	0	0	0	0	0	0	0	0	0
Don't Know	8	0	0	0	0	0	0	0	0	0	0	0	0	0	0	0
No Answer	9	0	0	0	0	0	0	0	0	7	0	0	0	0	0	7
Not Applicable	IAP	13626	354	7542	353	5907	10334	2817	2765	2804	4510	2023	2044	1974	2538	59591

F. Does the sports group meet in this area?

1. First sports group

[VAR: MTSPORT1]

<u>RESPONSE</u>	<u>PUNCH</u>	<u>YEAR</u>														
		<u>1972-82</u>	<u>1982B</u>	<u>1983-87</u>	<u>1987B</u>	<u>1988-91</u>	<u>1993-98</u>	<u>2000</u>	<u>2002</u>	<u>2004</u>	<u>2006</u>	<u>2008</u>	<u>2010</u>	<u>2012</u>	<u>2014</u>	<u>ALL</u>
Yes	1	0	0	0	0	0	0	0	0	207	0	0	0	0	0	207
No	2	0	0	0	0	0	0	0	0	35	0	0	0	0	0	35
Don't Know	8	0	0	0	0	0	0	0	0	0	0	0	0	0	0	0
No Answer	9	0	0	0	0	0	0	0	0	9	0	0	0	0	0	9
Not Applicable	IAP	13626	354	7542	353	5907	10334	2817	2765	2561	4510	2023	2044	1974	2538	59348

2. Second sports group

[VAR: MTSPORT2]

<u>RESPONSE</u>	<u>PUNCH</u>	<u>YEAR</u>														
		<u>1972-82</u>	<u>1982B</u>	<u>1983-87</u>	<u>1987B</u>	<u>1988-91</u>	<u>1993-98</u>	<u>2000</u>	<u>2002</u>	<u>2004</u>	<u>2006</u>	<u>2008</u>	<u>2010</u>	<u>2012</u>	<u>2014</u>	<u>ALL</u>
Yes	1	0	0	0	0	0	0	0	0	59	0	0	0	0	0	59
No	2	0	0	0	0	0	0	0	0	4	0	0	0	0	0	4
Don't Know	8	0	0	0	0	0	0	0	0	0	0	0	0	0	0	0
No Answer	9	0	0	0	0	0	0	0	0	9	0	0	0	0	0	9
Not Applicable	IAP	13626	354	7542	353	5907	10334	2817	2765	2740	4510	2023	2044	1974	2538	59527

3. Third sports group

[VAR: MTSPORT3]

<u>RESPONSE</u>	<u>PUNCH</u>	<u>YEAR</u>														
		<u>1972-82</u>	<u>1982B</u>	<u>1983-87</u>	<u>1987B</u>	<u>1988-91</u>	<u>1993-98</u>	<u>2000</u>	<u>2002</u>	<u>2004</u>	<u>2006</u>	<u>2008</u>	<u>2010</u>	<u>2012</u>	<u>2014</u>	<u>ALL</u>
Yes	1	0	0	0	0	0	0	0	0	19	0	0	0	0	0	19
No	2	0	0	0	0	0	0	0	0	0	0	0	0	0	0	0
Don't Know	8	0	0	0	0	0	0	0	0	0	0	0	0	0	0	0
No Answer	9	0	0	0	0	0	0	0	0	2784	0	0	0	0	0	2784
Not Applicable	IAP	13626	354	7542	353	5907	10334	2817	2765	9	4510	2023	2044	1974	2538	56796

4. Fourth sports group

[VAR: MTSPORT4]

<u>RESPONSE</u>	<u>PUNCH</u>	<u>YEAR</u>														
		<u>1972-82</u>	<u>1982B</u>	<u>1983-87</u>	<u>1987B</u>	<u>1988-91</u>	<u>1993-98</u>	<u>2000</u>	<u>2002</u>	<u>2004</u>	<u>2006</u>	<u>2008</u>	<u>2010</u>	<u>2012</u>	<u>2014</u>	<u>ALL</u>
Yes	1	0	0	0	0	0	0	0	0	3	0	0	0	0	0	3
No	2	0	0	0	0	0	0	0	0	0	0	0	0	0	0	0
Don't Know	8	0	0	0	0	0	0	0	0	0	0	0	0	0	0	0
No Answer	9	0	0	0	0	0	0	0	0	8	0	0	0	0	0	8
Not Applicable	IAP	13626	354	7542	353	5907	10334	2817	2765	2801	4510	2023	2044	1974	2538	59588

5. Fifth sports group

[VAR: MTSPORT5]

<u>RESPONSE</u>	<u>PUNCH</u>	<u>YEAR</u>														
		<u>1972-82</u>	<u>1982B</u>	<u>1983-87</u>	<u>1987B</u>	<u>1988-91</u>	<u>1993-98</u>	<u>2000</u>	<u>2002</u>	<u>2004</u>	<u>2006</u>	<u>2008</u>	<u>2010</u>	<u>2012</u>	<u>2014</u>	<u>ALL</u>
Yes	1	0	0	0	0	0	0	0	0	0	0	0	0	0	0	0
No	2	0	0	0	0	0	0	0	0	0	0	0	0	0	0	0
Don't Know	8	0	0	0	0	0	0	0	0	0	0	0	0	0	0	0
No Answer	9	0	0	0	0	0	0	0	0	8	0	0	0	0	0	8
Not Applicable	IAP	13626	354	7542	353	5907	10334	2817	2765	2804	4510	2023	2044	1974	2538	59591

6. Sixth sports group

[VAR: MTSPORT6]

<u>RESPONSE</u>	<u>PUNCH</u>	<u>YEAR</u>														
		<u>1972-82</u>	<u>1982B</u>	<u>1983-87</u>	<u>1987B</u>	<u>1988-91</u>	<u>1993-98</u>	<u>2000</u>	<u>2002</u>	<u>2004</u>	<u>2006</u>	<u>2008</u>	<u>2010</u>	<u>2012</u>	<u>2014</u>	<u>ALL</u>
Yes	1	0	0	0	0	0	0	0	0	0	0	0	0	0	0	0
No	2	0	0	0	0	0	0	0	0	0	0	0	0	0	0	0
Don't Know	8	0	0	0	0	0	0	0	0	0	0	0	0	0	0	0
No Answer	9	0	0	0	0	0	0	0	0	8	0	0	0	0	0	8
Not Applicable	IAP	13626	354	7542	353	5907	10334	2817	2765	2804	4510	2023	2044	1974	2538	59591

G. Does the youth group meet in this area?

1. First youth group

[VAR: MTYOUTH1]

<u>RESPONSE</u>	<u>PUNCH</u>	<u>YEAR</u>														
		<u>1972-82</u>	<u>1982B</u>	<u>1983-87</u>	<u>1987B</u>	<u>1988-91</u>	<u>1993-98</u>	<u>2000</u>	<u>2002</u>	<u>2004</u>	<u>2006</u>	<u>2008</u>	<u>2010</u>	<u>2012</u>	<u>2014</u>	<u>ALL</u>
Yes	1	0	0	0	0	0	0	0	0	126	0	0	0	0	0	126
No	2	0	0	0	0	0	0	0	0	19	0	0	0	0	0	19
Don't Know	8	0	0	0	0	0	0	0	0	3	0	0	0	0	0	3
No Answer	9	0	0	0	0	0	0	0	0	8	0	0	0	0	0	8
Not Applicable	IAP	13626	354	7542	353	5907	10334	2817	2765	2656	4510	2023	2044	1974	2538	59443

2. Second youth group

[VAR: MTYOUTH2]

<u>RESPONSE</u>	<u>PUNCH</u>	<u>YEAR</u>														
		<u>1972-82</u>	<u>1982B</u>	<u>1983-87</u>	<u>1987B</u>	<u>1988-91</u>	<u>1993-98</u>	<u>2000</u>	<u>2002</u>	<u>2004</u>	<u>2006</u>	<u>2008</u>	<u>2010</u>	<u>2012</u>	<u>2014</u>	<u>ALL</u>
Yes	1	0	0	0	0	0	0	0	0	10	0	0	0	0	0	10
No	2	0	0	0	0	0	0	0	0	1	0	0	0	0	0	1
Don't Know	8	0	0	0	0	0	0	0	0	1	0	0	0	0	0	1
No Answer	9	0	0	0	0	0	0	0	0	7	0	0	0	0	0	7
Not Applicable	IAP	13626	354	7542	353	5907	10334	2817	2765	2793	4510	2023	2044	1974	2538	59580

3. Third youth group

[VAR: MTYOUTH3]

<u>RESPONSE</u>	<u>PUNCH</u>	<u>YEAR</u>														
		<u>1972-82</u>	<u>1982B</u>	<u>1983-87</u>	<u>1987B</u>	<u>1988-91</u>	<u>1993-98</u>	<u>2000</u>	<u>2002</u>	<u>2004</u>	<u>2006</u>	<u>2008</u>	<u>2010</u>	<u>2012</u>	<u>2014</u>	<u>ALL</u>
Yes	1	0	0	0	0	0	0	0	0	2	0	0	0	0	0	2
No	2	0	0	0	0	0	0	0	0	7	0	0	0	0	0	7
Don't Know	8	0	0	0	0	0	0	0	0	0	0	0	0	0	0	0
No Answer	9	0	0	0	0	0	0	0	0	0	0	0	0	0	0	0
Not Applicable	IAP	13626	354	7542	353	5907	10334	2817	2765	2803	4510	2023	2044	1974	2538	59590

4. Fourth youth group

[VAR: MTYOUTH4]

<u>RESPONSE</u>	<u>PUNCH</u>	<u>YEAR</u>														
		<u>1972-82</u>	<u>1982B</u>	<u>1983-87</u>	<u>1987B</u>	<u>1988-91</u>	<u>1993-98</u>	<u>2000</u>	<u>2002</u>	<u>2004</u>	<u>2006</u>	<u>2008</u>	<u>2010</u>	<u>2012</u>	<u>2014</u>	<u>ALL</u>
Yes	1	0	0	0	0	0	0	0	0	1	0	0	0	0	0	1
No	2	0	0	0	0	0	0	0	0	0	0	0	0	0	0	0
Don't Know	8	0	0	0	0	0	0	0	0	0	0	0	0	0	0	0
No Answer	9	0	0	0	0	0	0	0	0	7	0	0	0	0	0	7
Not Applicable	IAP	13626	354	7542	353	5907	10334	2817	2765	2804	4510	2023	2044	1974	2538	59591

5. Fifth youth group

[VAR: MTYOUTH5]

<u>RESPONSE</u>	<u>PUNCH</u>	<u>YEAR</u>														
		<u>1972-82</u>	<u>1982B</u>	<u>1983-87</u>	<u>1987B</u>	<u>1988-91</u>	<u>1993-98</u>	<u>2000</u>	<u>2002</u>	<u>2004</u>	<u>2006</u>	<u>2008</u>	<u>2010</u>	<u>2012</u>	<u>2014</u>	<u>ALL</u>
Yes	1	0	0	0	0	0	0	0	0	1	0	0	0	0	0	1
No	2	0	0	0	0	0	0	0	0	0	0	0	0	0	0	0
Don't Know	8	0	0	0	0	0	0	0	0	0	0	0	0	0	0	0
No Answer	9	0	0	0	0	0	0	0	0	7	0	0	0	0	0	7
Not Applicable	IAP	13626	354	7542	353	5907	10334	2817	2765	2804	4510	2023	2044	1974	2538	59591

H. Does the school service group meet in this area?

1. First school service group

[VAR: MTSCHL1]

<u>RESPONSE</u>	<u>PUNCH</u>	<u>YEAR</u>														
		<u>1972-82</u>	<u>1982B</u>	<u>1983-87</u>	<u>1987B</u>	<u>1988-91</u>	<u>1993-98</u>	<u>2000</u>	<u>2002</u>	<u>2004</u>	<u>2006</u>	<u>2008</u>	<u>2010</u>	<u>2012</u>	<u>2014</u>	<u>ALL</u>
Yes	1	0	0	0	0	0	0	0	0	176	0	0	0	0	0	176
No	2	0	0	0	0	0	0	0	0	23	0	0	0	0	0	23
No Answer	8	0	0	0	0	0	0	0	0	2	0	0	0	0	0	2
Don't Know	9	0	0	0	0	0	0	0	0	10	0	0	0	0	0	10
Not Applicable	IAP	13626	354	7542	353	5907	10334	2817	2765	2601	4510	2023	2044	1974	2538	59388

2. Second school service group

[VAR: MTSCHL2]

<u>RESPONSE</u>	<u>PUNCH</u>	<u>YEAR</u>														
		<u>1972-82</u>	<u>1982B</u>	<u>1983-87</u>	<u>1987B</u>	<u>1988-91</u>	<u>1993-98</u>	<u>2000</u>	<u>2002</u>	<u>2004</u>	<u>2006</u>	<u>2008</u>	<u>2010</u>	<u>2012</u>	<u>2014</u>	<u>ALL</u>
Yes	1	0	0	0	0	0	0	0	0	16	0	0	0	0	0	16
No	2	0	0	0	0	0	0	0	0	2	0	0	0	0	0	2
Don't Know	8	0	0	0	0	0	0	0	0	0	0	0	0	0	0	0
No Answer	9	0	0	0	0	0	0	0	0	9	0	0	0	0	0	9
Not Applicable	IAP	13626	354	7542	353	5907	10334	2817	2765	2785	4510	2023	2044	1974	2538	59572

3. Third school service group

[VAR: MTSCHL3]

<u>RESPONSE</u>	<u>PUNCH</u>	<u>YEAR</u>														
		<u>1972-82</u>	<u>1982B</u>	<u>1983-87</u>	<u>1987B</u>	<u>1988-91</u>	<u>1993-98</u>	<u>2000</u>	<u>2002</u>	<u>2004</u>	<u>2006</u>	<u>2008</u>	<u>2010</u>	<u>2012</u>	<u>2014</u>	<u>ALL</u>
Yes	1	0	0	0	0	0	0	0	0	4	0	0	0	0	0	4
No	2	0	0	0	0	0	0	0	0	0	0	0	0	0	0	0
Don't Know	8	0	0	0	0	0	0	0	0	0	0	0	0	0	0	0
No Answer	9	0	0	0	0	0	0	0	0	8	0	0	0	0	0	8
Not Applicable	IAP	13626	354	7542	353	5907	10334	2817	2765	2800	4510	2023	2044	1974	2538	59587

4. Fourth school service group

[VAR: MTSCHL4]

<u>RESPONSE</u>	<u>PUNCH</u>	<u>YEAR</u>														
		<u>1972-82</u>	<u>1982B</u>	<u>1983-87</u>	<u>1987B</u>	<u>1988-91</u>	<u>1993-98</u>	<u>2000</u>	<u>2002</u>	<u>2004</u>	<u>2006</u>	<u>2008</u>	<u>2010</u>	<u>2012</u>	<u>2014</u>	<u>ALL</u>
Yes	1	0	0	0	0	0	0	0	0	1	0	0	0	0	0	1
No	2	0	0	0	0	0	0	0	0	0	0	0	0	0	0	0
Don't Know	8	0	0	0	0	0	0	0	0	0	0	0	0	0	0	0
No Answer	9	0	0	0	0	0	0	0	0	8	0	0	0	0	0	8
Not Applicable	IAP	13626	354	7542	353	5907	10334	2817	2765	2803	4510	2023	2044	1974	2538	59590

I. Does the hobby or garden club meet in this area?

1. First hobby or garden club

[VAR: MTHOBBY1]

<u>RESPONSE</u>	<u>PUNCH</u>	<u>YEAR</u>														
		<u>1972-82</u>	<u>1982B</u>	<u>1983-87</u>	<u>1987B</u>	<u>1988-91</u>	<u>1993-98</u>	<u>2000</u>	<u>2002</u>	<u>2004</u>	<u>2006</u>	<u>2008</u>	<u>2010</u>	<u>2012</u>	<u>2014</u>	<u>ALL</u>
Yes	1	0	0	0	0	0	0	0	0	117	0	0	0	0	0	117
No	2	0	0	0	0	0	0	0	0	37	0	0	0	0	0	37
Don't Know	8	0	0	0	0	0	0	0	0	2	0	0	0	0	0	2
No Answer	9	0	0	0	0	0	0	0	0	8	0	0	0	0	0	8
Not Applicable	IAP	13626	354	7542	353	5907	10334	2817	2765	2648	4510	2023	2044	1974	2538	59435

2. Second hobby or garden club

[VAR: MTHOBBY2]

<u>RESPONSE</u>	<u>PUNCH</u>	<u>YEAR</u>														
		<u>1972-82</u>	<u>1982B</u>	<u>1983-87</u>	<u>1987B</u>	<u>1988-91</u>	<u>1993-98</u>	<u>2000</u>	<u>2002</u>	<u>2004</u>	<u>2006</u>	<u>2008</u>	<u>2010</u>	<u>2012</u>	<u>2014</u>	<u>ALL</u>
Yes	1	0	0	0	0	0	0	0	0	13	0	0	0	0	0	13
No	2	0	0	0	0	0	0	0	0	6	0	0	0	0	0	6
Don't Know	8	0	0	0	0	0	0	0	0	0	0	0	0	0	0	0
No Answer	9	0	0	0	0	0	0	0	0	7	0	0	0	0	0	7
Not Applicable	IAP	13626	354	7542	353	5907	10334	2817	2765	2786	4510	2023	2044	1974	2538	59573

3. Third hobby or garden club

[VAR: MTHOBBY3]

<u>RESPONSE</u>	<u>PUNCH</u>	<u>YEAR</u>														
		<u>1972-82</u>	<u>1982B</u>	<u>1983-87</u>	<u>1987B</u>	<u>1988-91</u>	<u>1993-98</u>	<u>2000</u>	<u>2002</u>	<u>2004</u>	<u>2006</u>	<u>2008</u>	<u>2010</u>	<u>2012</u>	<u>2014</u>	<u>ALL</u>
Yes	1	0	0	0	0	0	0	0	0	4	0	0	0	0	0	4
No	2	0	0	0	0	0	0	0	0	2	0	0	0	0	0	2
Don't Know	8	0	0	0	0	0	0	0	0	0	0	0	0	0	0	0
No Answer	9	0	0	0	0	0	0	0	0	7	0	0	0	0	0	7
Not Applicable	IAP	13626	354	7542	353	5907	10334	2817	2765	2799	4510	2023	2044	1974	2538	59586

J. Does the school fraternity or sorority meet in this area?

1. First school fraternity or sorority

[VAR: MTGREEK1]

<u>RESPONSE</u>	<u>PUNCH</u>	<u>YEAR</u>														
		<u>1972-82</u>	<u>1982B</u>	<u>1983-87</u>	<u>1987B</u>	<u>1988-91</u>	<u>1993-98</u>	<u>2000</u>	<u>2002</u>	<u>2004</u>	<u>2006</u>	<u>2008</u>	<u>2010</u>	<u>2012</u>	<u>2014</u>	<u>ALL</u>
Yes	1	0	0	0	0	0	0	0	0	31	0	0	0	0	0	31
No	2	0	0	0	0	0	0	0	0	28	0	0	0	0	0	28
Don't Know	8	0	0	0	0	0	0	0	0	0	0	0	0	0	0	0
No Answer	9	0	0	0	0	0	0	0	0	7	0	0	0	0	0	7
Not Applicable	IAP	13626	354	7542	353	5907	10334	2817	2765	2746	4510	2023	2044	1974	2538	59533

2. Second school fraternity or sorority

[VAR: MTGREEK2]

<u>RESPONSE</u>	<u>PUNCH</u>	<u>YEAR</u>														
		<u>1972-82</u>	<u>1982B</u>	<u>1983-87</u>	<u>1987B</u>	<u>1988-91</u>	<u>1993-98</u>	<u>2000</u>	<u>2002</u>	<u>2004</u>	<u>2006</u>	<u>2008</u>	<u>2010</u>	<u>2012</u>	<u>2014</u>	<u>ALL</u>
Yes	1	0	0	0	0	0	0	0	0	0	0	0	0	0	0	0
No	2	0	0	0	0	0	0	0	0	2	0	0	0	0	0	2
Don't Know	8	0	0	0	0	0	0	0	0	0	0	0	0	0	0	0
No Answer	9	0	0	0	0	0	0	0	0	6	0	0	0	0	0	6
Not Applicable	IAP	13626	354	7542	353	5907	10334	2817	2765	2804	4510	2023	2044	1974	2538	59591

3. Third school fraternity or sorority

[VAR: MTGREEK3]

<u>RESPONSE</u>	<u>PUNCH</u>	<u>YEAR</u>														
		<u>1972-82</u>	<u>1982B</u>	<u>1983-87</u>	<u>1987B</u>	<u>1988-91</u>	<u>1993-98</u>	<u>2000</u>	<u>2002</u>	<u>2004</u>	<u>2006</u>	<u>2008</u>	<u>2010</u>	<u>2012</u>	<u>2014</u>	<u>ALL</u>
Yes	1	0	0	0	0	0	0	0	0	0	0	0	0	0	0	0
No	2	0	0	0	0	0	0	0	0	0	0	0	0	0	0	0
Don't Know	8	0	0	0	0	0	0	0	0	0	0	0	0	0	0	0
No Answer	9	0	0	0	0	0	0	0	0	6	0	0	0	0	0	6
Not Applicable	IAP	13626	354	7542	353	5907	10334	2817	2765	2806	4510	2023	2044	1974	2538	59593

K. Does the nationality group meet in this area?

1. First nationality group

[VAR: MTNAT1]

<u>RESPONSE</u>	<u>PUNCH</u>	<u>YEAR</u>														
		<u>1972-82</u>	<u>1982B</u>	<u>1983-87</u>	<u>1987B</u>	<u>1988-91</u>	<u>1993-98</u>	<u>2000</u>	<u>2002</u>	<u>2004</u>	<u>2006</u>	<u>2008</u>	<u>2010</u>	<u>2012</u>	<u>2014</u>	<u>ALL</u>
Yes	1	0	0	0	0	0	0	0	0	24	0	0	0	0	0	24
No	2	0	0	0	0	0	0	0	0	13	0	0	0	0	0	13
Don't Know	8	0	0	0	0	0	0	0	0	0	0	0	0	0	0	0
No Answer	9	0	0	0	0	0	0	0	0	7	0	0	0	0	0	7
Not Applicable	IAP	13626	354	7542	353	5907	10334	2817	2765	2768	4510	2023	2044	1974	2538	59555

2. Second nationality group

[VAR:MTNAT2]

<u>RESPONSE</u>	<u>PUNCH</u>	<u>YEAR</u>														
		<u>1972-82</u>	<u>1982B</u>	<u>1983-87</u>	<u>1987B</u>	<u>1988-91</u>	<u>1993-98</u>	<u>2000</u>	<u>2002</u>	<u>2004</u>	<u>2006</u>	<u>2008</u>	<u>2010</u>	<u>2012</u>	<u>2014</u>	<u>ALL</u>
Yes	1	0	0	0	0	0	0	0	0	2	0	0	0	0	0	2
No	2	0	0	0	0	0	0	0	0	0	0	0	0	0	0	0
Don't Know	8	0	0	0	0	0	0	0	0	0	0	0	0	0	0	0
No Answer	9	0	0	0	0	0	0	0	0	6	0	0	0	0	0	6
Not Applicable	IAP	13626	354	7542	353	5907	10334	2817	2765	2804	4510	2023	2044	1974	2538	59591

3. Third nationality group

[VAR:MTNAT3]

<u>RESPONSE</u>	<u>PUNCH</u>	<u>YEAR</u>														
		<u>1972-82</u>	<u>1982B</u>	<u>1983-87</u>	<u>1987B</u>	<u>1988-91</u>	<u>1993-98</u>	<u>2000</u>	<u>2002</u>	<u>2004</u>	<u>2006</u>	<u>2008</u>	<u>2010</u>	<u>2012</u>	<u>2014</u>	<u>ALL</u>
Yes	1	0	0	0	0	0	0	0	0	0	0	0	0	0	0	0
No	2	0	0	0	0	0	0	0	0	0	0	0	0	0	0	0
Don't Know	8	0	0	0	0	0	0	0	0	0	0	0	0	0	0	0
Not Applicable	9	0	0	0	0	0	0	0	0	6	0	0	0	0	0	6
No Answer	IAP	13626	354	7542	353	5907	10334	2817	2765	2806	4510	2023	2044	1974	2538	59593

L. Does the farm organization meet in this area?

1. First farm organization

[VAR: MTFARM1]

<u>RESPONSE</u>	<u>PUNCH</u>	<u>YEAR</u>														
		<u>1972-82</u>	<u>1982B</u>	<u>1983-87</u>	<u>1987B</u>	<u>1988-91</u>	<u>1993-98</u>	<u>2000</u>	<u>2002</u>	<u>2004</u>	<u>2006</u>	<u>2008</u>	<u>2010</u>	<u>2012</u>	<u>2014</u>	<u>ALL</u>
Yes	1	0	0	0	0	0	0	0	0	25	0	0	0	0	0	25
No	2	0	0	0	0	0	0	0	0	18	0	0	0	0	0	18
Don't Know	8	0	0	0	0	0	0	0	0	0	0	0	0	0	0	0
No Answer	9	0	0	0	0	0	0	0	0	6	0	0	0	0	0	6
Not Applicable	IAP	13626	354	7542	353	5907	10334	2817	2765	2763	4510	2023	2044	1974	2538	59550

2. Second farm organization

[VAR: MTFARM2]

<u>RESPONSE</u>	<u>PUNCH</u>	<u>YEAR</u>														
		<u>1972-82</u>	<u>1982B</u>	<u>1983-87</u>	<u>1987B</u>	<u>1988-91</u>	<u>1993-98</u>	<u>2000</u>	<u>2002</u>	<u>2004</u>	<u>2006</u>	<u>2008</u>	<u>2010</u>	<u>2012</u>	<u>2014</u>	<u>ALL</u>
Yes	1	0	0	0	0	0	0	0	0	1	0	0	0	0	0	1
No	2	0	0	0	0	0	0	0	0	2	0	0	0	0	0	2
Don't Know	8	0	0	0	0	0	0	0	0	0	0	0	0	0	0	0
No Answer	9	0	0	0	0	0	0	0	0	5	0	0	0	0	0	5
Not Applicable	IAP	13626	354	7542	353	5907	10334	2817	2765	2804	4510	2023	2044	1974	2538	59591

3. Third farm organization

[VAR: MTFARM3]

<u>RESPONSE</u>	<u>PUNCH</u>	<u>YEAR</u>														
		<u>1972-82</u>	<u>1982B</u>	<u>1983-87</u>	<u>1987B</u>	<u>1988-91</u>	<u>1993-98</u>	<u>2000</u>	<u>2002</u>	<u>2004</u>	<u>2006</u>	<u>2008</u>	<u>2010</u>	<u>2012</u>	<u>2014</u>	<u>ALL</u>
Yes	1	0	0	0	0	0	0	0	0	1	0	0	0	0	0	1
No	2	0	0	0	0	0	0	0	0	0	0	0	0	0	0	0
Don't Know	8	0	0	0	0	0	0	0	0	0	0	0	0	0	0	0
No Answer	9	0	0	0	0	0	0	0	0	5	0	0	0	0	0	5
Not Applicable	IAP	13626	354	7542	353	5907	10334	2817	2765	2806	4510	2023	2044	1974	2538	59593

M. Does the literary, art, discussion, or study group meet in this area?

1. First literary, art, discussion, or study group

[VAR: MTLIT1]

<u>RESPONSE</u>	<u>PUNCH</u>	<u>YEAR</u>														
		<u>1972-82</u>	<u>1982B</u>	<u>1983-87</u>	<u>1987B</u>	<u>1988-91</u>	<u>1993-98</u>	<u>2000</u>	<u>2002</u>	<u>2004</u>	<u>2006</u>	<u>2008</u>	<u>2010</u>	<u>2012</u>	<u>2014</u>	<u>ALL</u>
Yes	1	0	0	0	0	0	0	0	0	119	0	0	0	0	0	119
No	2	0	0	0	0	0	0	0	0	30	0	0	0	0	0	30
Don't Know	8	0	0	0	0	0	0	0	0	0	0	0	0	0	0	0
No Answer	9	0	0	0	0	0	0	0	0	10	0	0	0	0	0	10
Not Applicable	IAP	13626	354	7542	353	5907	10334	2817	2765	2653	4510	2023	2044	1974	2538	59440

2. Second literary, art, discussion, or study group

[VAR: MTLIT2]

<u>RESPONSE</u>	<u>PUNCH</u>	<u>YEAR</u>														
		<u>1972-82</u>	<u>1982B</u>	<u>1983-87</u>	<u>1987B</u>	<u>1988-91</u>	<u>1993-98</u>	<u>2000</u>	<u>2002</u>	<u>2004</u>	<u>2006</u>	<u>2008</u>	<u>2010</u>	<u>2012</u>	<u>2014</u>	<u>ALL</u>
Yes	1	0	0	0	0	0	0	0	0	16	0	0	0	0	0	16
No	2	0	0	0	0	0	0	0	0	3	0	0	0	0	0	3
Don't Know	8	0	0	0	0	0	0	0	0	0	0	0	0	0	0	0
No Answer	9	0	0	0	0	0	0	0	0	9	0	0	0	0	0	9
Not Applicable	IAP	13626	354	7542	353	5907	10334	2817	2765	2784	4510	2023	2044	1974	2538	59571

3. Third literary, art, discussion, or study group

[VAR: MTLIT3]

<u>RESPONSE</u>	<u>PUNCH</u>	<u>YEAR</u>														
		<u>1972-82</u>	<u>1982B</u>	<u>1983-87</u>	<u>1987B</u>	<u>1988-91</u>	<u>1993-98</u>	<u>2000</u>	<u>2002</u>	<u>2004</u>	<u>2006</u>	<u>2008</u>	<u>2010</u>	<u>2012</u>	<u>2014</u>	<u>ALL</u>
Yes	1	0	0	0	0	0	0	0	0	2	0	0	0	0	0	2
No	2	0	0	0	0	0	0	0	0	2	0	0	0	0	0	2
Don't Know	8	0	0	0	0	0	0	0	0	0	0	0	0	0	0	0
No Answer	9	0	0	0	0	0	0	0	0	9	0	0	0	0	0	9
Not Applicable	IAP	13626	354	7542	353	5907	10334	2817	2765	2799	4510	2023	2044	1974	2538	59586

4. Fourth literary, art, discussion, or study group

[VAR: MTLIT4]

<u>RESPONSE</u>	<u>PUNCH</u>	<u>YEAR</u>														
		<u>1972-82</u>	<u>1982B</u>	<u>1983-87</u>	<u>1987B</u>	<u>1988-91</u>	<u>1993-98</u>	<u>2000</u>	<u>2002</u>	<u>2004</u>	<u>2006</u>	<u>2008</u>	<u>2010</u>	<u>2012</u>	<u>2014</u>	<u>ALL</u>
Yes	1	0	0	0	0	0	0	0	0	1	0	0	0	0	0	1
No	2	0	0	0	0	0	0	0	0	0	0	0	0	0	0	0
Don't Know	8	0	0	0	0	0	0	0	0	0	0	0	0	0	0	0
No Answer	9	0	0	0	0	0	0	0	0	9	0	0	0	0	0	9
Not Applicable	IAP	13626	354	7542	353	5907	10334	2817	2765	2802	4510	2023	2044	1974	2538	59589

N. Does the professional or academic society meet in this area?

1. First professional or academic society

[VAR: MTPROF1]

<u>RESPONSE</u>	<u>PUNCH</u>	<u>YEAR</u>														
		<u>1972-82</u>	<u>1982B</u>	<u>1983-87</u>	<u>1987B</u>	<u>1988-91</u>	<u>1993-98</u>	<u>2000</u>	<u>2002</u>	<u>2004</u>	<u>2006</u>	<u>2008</u>	<u>2010</u>	<u>2012</u>	<u>2014</u>	<u>ALL</u>
Yes	1	0	0	0	0	0	0	0	0	121	0	0	0	0	0	121
No	2	0	0	0	0	0	0	0	0	92	0	0	0	0	0	92
Don't Know	8	0	0	0	0	0	0	0	0	0	0	0	0	0	0	0
No Answer	9	0	0	0	0	0	0	0	0	13	0	0	0	0	0	13
Not Applicable	IAP	13626	354	7542	353	5907	10334	2817	2765	2586	4510	2023	2044	1974	2538	59373

2. Second professional or academic society

[VAR: MTPROF2]

<u>RESPONSE</u>	<u>PUNCH</u>	<u>YEAR</u>														
		<u>1972-82</u>	<u>1982B</u>	<u>1983-87</u>	<u>1987B</u>	<u>1988-91</u>	<u>1993-98</u>	<u>2000</u>	<u>2002</u>	<u>2004</u>	<u>2006</u>	<u>2008</u>	<u>2010</u>	<u>2012</u>	<u>2014</u>	<u>ALL</u>
Yes	1	0	0	0	0	0	0	0	0	38	0	0	0	0	0	38
No	2	0	0	0	0	0	0	0	0	32	0	0	0	0	0	32
Don't Know	8	0	0	0	0	0	0	0	0	0	0	0	0	0	0	0
No Answer	9	0	0	0	0	0	0	0	0	13	0	0	0	0	0	13
Not Applicable	IAP	13626	354	7542	353	5907	10334	2817	2765	2729	4510	2023	2044	1974	2538	59516

3. Third professional or academic society

[VAR: MTPROF3]

<u>RESPONSE</u>	<u>PUNCH</u>	<u>YEAR</u>														
		<u>1972-82</u>	<u>1982B</u>	<u>1983-87</u>	<u>1987B</u>	<u>1988-91</u>	<u>1993-98</u>	<u>2000</u>	<u>2002</u>	<u>2004</u>	<u>2006</u>	<u>2008</u>	<u>2010</u>	<u>2012</u>	<u>2014</u>	<u>ALL</u>
Yes	1	0	0	0	0	0	0	0	0	19	0	0	0	0	0	19
No	2	0	0	0	0	0	0	0	0	8	0	0	0	0	0	8
Don't Know	8	0	0	0	0	0	0	0	0	0	0	0	0	0	0	0
No Answer	9	0	0	0	0	0	0	0	0	11	0	0	0	0	0	11
Not Applicable	IAP	13626	354	7542	353	5907	10334	2817	2765	2774	4510	2023	2044	1974	2538	59561

4. Fourth professional or academic society

[VAR: MTPROF4]

<u>RESPONSE</u>	<u>PUNCH</u>	<u>YEAR</u>														
		<u>1972-82</u>	<u>1982B</u>	<u>1983-87</u>	<u>1987B</u>	<u>1988-91</u>	<u>1993-98</u>	<u>2000</u>	<u>2002</u>	<u>2004</u>	<u>2006</u>	<u>2008</u>	<u>2010</u>	<u>2012</u>	<u>2014</u>	<u>ALL</u>
Yes	1	0	0	0	0	0	0	0	0	1	0	0	0	0	0	1
No	2	0	0	0	0	0	0	0	0	8	0	0	0	0	0	8
Don't Know	8	0	0	0	0	0	0	0	0	0	0	0	0	0	0	0
No Answer	9	0	0	0	0	0	0	0	0	11	0	0	0	0	0	11
Not Applicable	IAP	13626	354	7542	353	5907	10334	2817	2765	2792	4510	2023	2044	1974	2538	59579

5. Fifth professional or academic society

[VAR: MTPROF5]

<u>RESPONSE</u>	<u>PUNCH</u>	<u>YEAR</u>														
		<u>1972-82</u>	<u>1982B</u>	<u>1983-87</u>	<u>1987B</u>	<u>1988-91</u>	<u>1993-98</u>	<u>2000</u>	<u>2002</u>	<u>2004</u>	<u>2006</u>	<u>2008</u>	<u>2010</u>	<u>2012</u>	<u>2014</u>	<u>ALL</u>
Yes	1	0	0	0	0	0	0	0	0	3	0	0	0	0	0	3
No	2	0	0	0	0	0	0	0	0	1	0	0	0	0	0	1
Don't Know	8	0	0	0	0	0	0	0	0	0	0	0	0	0	0	0
No Answer	9	0	0	0	0	0	0	0	0	11	0	0	0	0	0	11
Not Applicable	IAP	13626	354	7542	353	5907	10334	2817	2765	2797	4510	2023	2044	1974	2538	59584

6. Sixth professional or academic society

[VAR: MTPROF6]

<u>RESPONSE</u>	<u>PUNCH</u>	<u>YEAR</u>														
		<u>1972-82</u>	<u>1982B</u>	<u>1983-87</u>	<u>1987B</u>	<u>1988-91</u>	<u>1993-98</u>	<u>2000</u>	<u>2002</u>	<u>2004</u>	<u>2006</u>	<u>2008</u>	<u>2010</u>	<u>2012</u>	<u>2014</u>	<u>ALL</u>
Yes	1	0	0	0	0	0	0	0	0	0	0	0	0	0	0	0
No	2	0	0	0	0	0	0	0	0	1	0	0	0	0	0	1
Don't Know	8	0	0	0	0	0	0	0	0	0	0	0	0	0	0	0
No Answer	9	0	0	0	0	0	0	0	0	11	0	0	0	0	0	11
Not Applicable	IAP	13626	354	7542	353	5907	10334	2817	2765	2800	4510	2023	2044	1974	2538	59587

O. Does the church-affiliated group meet in this area?

1. First church-affiliated group

[VAR: MTCHURH1]

<u>RESPONSE</u>	<u>PUNCH</u>	<u>YEAR</u>														
		<u>1972-82</u>	<u>1982B</u>	<u>1983-87</u>	<u>1987B</u>	<u>1988-91</u>	<u>1993-98</u>	<u>2000</u>	<u>2002</u>	<u>2004</u>	<u>2006</u>	<u>2008</u>	<u>2010</u>	<u>2012</u>	<u>2014</u>	<u>ALL</u>
Yes	1	0	0	0	0	0	0	0	0	375	0	0	0	0	0	375
No	2	0	0	0	0	0	0	0	0	63	0	0	0	0	0	63
Don't Know	8	0	0	0	0	0	0	0	0	7	0	0	0	0	0	7
No Answer	9	0	0	0	0	0	0	0	0	15	0	0	0	0	0	15
Not Applicable	IAP	13626	354	7542	353	5907	10334	2817	2765	2352	4510	2023	2044	1974	2538	59139

2. Second church-affiliated group

[VAR: MTCHURH2]

<u>RESPONSE</u>	<u>PUNCH</u>	<u>YEAR</u>														
		<u>1972-82</u>	<u>1982B</u>	<u>1983-87</u>	<u>1987B</u>	<u>1988-91</u>	<u>1993-98</u>	<u>2000</u>	<u>2002</u>	<u>2004</u>	<u>2006</u>	<u>2008</u>	<u>2010</u>	<u>2012</u>	<u>2014</u>	<u>ALL</u>
Yes	1	0	0	0	0	0	0	0	0	46	0	0	0	0	0	46
No	2	0	0	0	0	0	0	0	0	6	0	0	0	0	0	6
Don't Know	8	0	0	0	0	0	0	0	0	0	0	0	0	0	0	0
No Answer	9	0	0	0	0	0	0	0	0	13	0	0	0	0	0	13
Not Applicable	IAP	13626	354	7542	353	5907	10334	2817	2765	2747	4510	2023	2044	1974	2538	59534

3. Third church-affiliated group

[VAR: MTCHURH3]

<u>RESPONSE</u>	<u>PUNCH</u>	<u>YEAR</u>														
		<u>1972-82</u>	<u>1982B</u>	<u>1983-87</u>	<u>1987B</u>	<u>1988-91</u>	<u>1993-98</u>	<u>2000</u>	<u>2002</u>	<u>2004</u>	<u>2006</u>	<u>2008</u>	<u>2010</u>	<u>2012</u>	<u>2014</u>	<u>ALL</u>
Yes	1	0	0	0	0	0	0	0	0	17	0	0	0	0	0	17
No	2	0	0	0	0	0	0	0	0	2	0	0	0	0	0	2
Don't Know	8	0	0	0	0	0	0	0	0	1	0	0	0	0	0	1
No Answer	9	0	0	0	0	0	0	0	0	13	0	0	0	0	0	13
Not Applicable	IAP	13626	354	7542	353	5907	10334	2817	2765	2779	4510	2023	2044	1974	2538	59566

4. Fourth church-affiliated group

[VAR: MTCHURH4]

<u>RESPONSE</u>	<u>PUNCH</u>	<u>YEAR</u>														
		<u>1972-82</u>	<u>1982B</u>	<u>1983-87</u>	<u>1987B</u>	<u>1988-91</u>	<u>1993-98</u>	<u>2000</u>	<u>2002</u>	<u>2004</u>	<u>2006</u>	<u>2008</u>	<u>2010</u>	<u>2012</u>	<u>2014</u>	<u>ALL</u>
Yes	1	0	0	0	0	0	0	0	0	4	0	0	0	0	0	4
No	2	0	0	0	0	0	0	0	0	0	0	0	0	0	0	0
Don't Know	8	0	0	0	0	0	0	0	0	0	0	0	0	0	0	0
No Answer	9	0	0	0	0	0	0	0	0	14	0	0	0	0	0	14
Not Applicable	IAP	13626	354	7542	353	5907	10334	2817	2765	2794	4510	2023	2044	1974	2538	59581

5. Fifth church-affiliated group

[VAR: MTCHURH5]

<u>RESPONSE</u>	<u>PUNCH</u>	<u>YEAR</u>														
		<u>1972-82</u>	<u>1982B</u>	<u>1983-87</u>	<u>1987B</u>	<u>1988-91</u>	<u>1993-98</u>	<u>2000</u>	<u>2002</u>	<u>2004</u>	<u>2006</u>	<u>2008</u>	<u>2010</u>	<u>2012</u>	<u>2014</u>	<u>ALL</u>
Yes	1	0	0	0	0	0	0	0	0	1	0	0	0	0	0	1
No	2	0	0	0	0	0	0	0	0	0	0	0	0	0	0	0
Don't Know	8	0	0	0	0	0	0	0	0	0	0	0	0	0	0	0
No Answer	9	0	0	0	0	0	0	0	0	13	0	0	0	0	0	13
Not Applicable	IAP	13626	354	7542	353	5907	10334	2817	2765	2798	4510	2023	2044	1974	2538	59585

6. Sixth church-affiliated group

[VAR: MTCHURH6]

<u>RESPONSE</u>	<u>PUNCH</u>	<u>YEAR</u>														
		<u>1972-82</u>	<u>1982B</u>	<u>1983-87</u>	<u>1987B</u>	<u>1988-91</u>	<u>1993-98</u>	<u>2000</u>	<u>2002</u>	<u>2004</u>	<u>2006</u>	<u>2008</u>	<u>2010</u>	<u>2012</u>	<u>2014</u>	<u>ALL</u>
Yes	1	0	0	0	0	0	0	0	0	1	0	0	0	0	0	1
No	2	0	0	0	0	0	0	0	0	0	0	0	0	0	0	0
Don't Know	8	0	0	0	0	0	0	0	0	0	0	0	0	0	0	0
No Answer	9	0	0	0	0	0	0	0	0	13	0	0	0	0	0	13
Not Applicable	IAP	13626	354	7542	353	5907	10334	2817	2765	2798	4510	2023	2044	1974	2538	59585

P. Do any of the other groups meet in this area?

1. First other group

[VAR: MTOTHER1]

<u>RESPONSE</u>	<u>PUNCH</u>	<u>YEAR</u>														
		<u>1972-82</u>	<u>1982B</u>	<u>1983-87</u>	<u>1987B</u>	<u>1988-91</u>	<u>1993-98</u>	<u>2000</u>	<u>2002</u>	<u>2004</u>	<u>2006</u>	<u>2008</u>	<u>2010</u>	<u>2012</u>	<u>2014</u>	<u>ALL</u>
Yes	1	0	0	0	0	0	0	0	0	45	0	0	0	0	0	45
No	2	0	0	0	0	0	0	0	0	38	0	0	0	0	0	38
Don't Know	8	0	0	0	0	0	0	0	0	8	0	0	0	0	0	8
No Answer	9	0	0	0	0	0	0	0	0	15	0	0	0	0	0	15
Not Applicable	IAP	13626	354	7542	353	5907	10334	2817	2765	2706	4510	2023	2044	1974	2538	59493

2. Second other group

[VAR: MTOTHER2]

<u>RESPONSE</u>	<u>PUNCH</u>	<u>YEAR</u>														
		<u>1972-82</u>	<u>1982B</u>	<u>1983-87</u>	<u>1987B</u>	<u>1988-91</u>	<u>1993-98</u>	<u>2000</u>	<u>2002</u>	<u>2004</u>	<u>2006</u>	<u>2008</u>	<u>2010</u>	<u>2012</u>	<u>2014</u>	<u>ALL</u>
Yes	1	0	0	0	0	0	0	0	0	5	0	0	0	0	0	5
No	2	0	0	0	0	0	0	0	0	3	0	0	0	0	0	3
Don't Know	8	0	0	0	0	0	0	0	0	1	0	0	0	0	0	1
No Answer	9	0	0	0	0	0	0	0	0	9	0	0	0	0	0	9
Not Applicable	IAP	13626	354	7542	353	5907	10334	2817	2765	2794	4510	2023	2044	1974	2538	59581

3. Third other group

[VAR: MTOTHER3]

<u>RESPONSE</u>	<u>PUNCH</u>	<u>YEAR</u>														
		<u>1972-82</u>	<u>1982B</u>	<u>1983-87</u>	<u>1987B</u>	<u>1988-91</u>	<u>1993-98</u>	<u>2000</u>	<u>2002</u>	<u>2004</u>	<u>2006</u>	<u>2008</u>	<u>2010</u>	<u>2012</u>	<u>2014</u>	<u>ALL</u>
Yes	1	0	0	0	0	0	0	0	0	1	0	0	0	0	0	1
No	2	0	0	0	0	0	0	0	0	1	0	0	0	0	0	1
Don't Know	8	0	0	0	0	0	0	0	0	1	0	0	0	0	0	1
No Answer	9	0	0	0	0	0	0	0	0	9	0	0	0	0	0	9
Not Applicable	IAP	13626	354	7542	353	5907	10334	2817	2765	2800	4510	2023	2044	1974	2538	59587

4. Fourth other group

[VAR: MTOTHER4]

<u>RESPONSE</u>	<u>PUNCH</u>	<u>YEAR</u>														
		<u>1972-82</u>	<u>1982B</u>	<u>1983-87</u>	<u>1987B</u>	<u>1988-91</u>	<u>1993-98</u>	<u>2000</u>	<u>2002</u>	<u>2004</u>	<u>2006</u>	<u>2008</u>	<u>2010</u>	<u>2012</u>	<u>2014</u>	<u>ALL</u>
Yes	1	0	0	0	0	0	0	0	0	1	0	0	0	0	0	1
No	2	0	0	0	0	0	0	0	0	1	0	0	0	0	0	1
Don't Know	8	0	0	0	0	0	0	0	0	0	0	0	0	0	0	0
No Answer	9	0	0	0	0	0	0	0	0	9	0	0	0	0	0	9
Not Applicable	IAP	13626	354	7542	353	5907	10334	2817	2765	2801	4510	2023	2044	1974	2538	59588

5. Fifth other group

[VAR: MTOTHER5]

<u>RESPONSE</u>	<u>PUNCH</u>	<u>YEAR</u>														
		<u>1972-82</u>	<u>1982B</u>	<u>1983-87</u>	<u>1987B</u>	<u>1988-91</u>	<u>1993-98</u>	<u>2000</u>	<u>2002</u>	<u>2004</u>	<u>2006</u>	<u>2008</u>	<u>2010</u>	<u>2012</u>	<u>2014</u>	<u>ALL</u>
Yes	1	0	0	0	0	0	0	0	0	1	0	0	0	0	0	1
No	2	0	0	0	0	0	0	0	0	1	0	0	0	0	0	1
Don't Know	8	0	0	0	0	0	0	0	0	0	0	0	0	0	0	0
No Answer	9	0	0	0	0	0	0	0	0	9	0	0	0	0	0	9
Not Applicable	IAP	13626	354	7542	353	5907	10334	2817	2765	2801	4510	2023	2044	1974	2538	59588

Q. Do any of the other informal groups meet in this area?

1. First other group?

[VAR: MTINFRM1]

<u>RESPONSE</u>	<u>PUNCH</u>	<u>YEAR</u>														
		<u>1972-82</u>	<u>1982B</u>	<u>1983-87</u>	<u>1987B</u>	<u>1988-91</u>	<u>1993-98</u>	<u>2000</u>	<u>2002</u>	<u>2004</u>	<u>2006</u>	<u>2008</u>	<u>2010</u>	<u>2012</u>	<u>2014</u>	<u>ALL</u>
Yes	1	0	0	0	0	0	0	0	0	282	0	0	0	0	0	282
No	2	0	0	0	0	0	0	0	0	83	0	0	0	0	0	83
Don't Know	8	0	0	0	0	0	0	0	0	16	0	0	0	0	0	16
No Answer	9	0	0	0	0	0	0	0	0	19	0	0	0	0	0	19
Not Applicable	IAP	13626	354	7542	353	5907	10334	2817	2765	2412	4510	2023	2044	1974	2538	59199

2. Second other group?

[VAR: MTINFRM2]

<u>RESPONSE</u>	<u>PUNCH</u>	<u>YEAR</u>														
		<u>1972-82</u>	<u>1982B</u>	<u>1983-87</u>	<u>1987B</u>	<u>1988-91</u>	<u>1993-98</u>	<u>2000</u>	<u>2002</u>	<u>2004</u>	<u>2006</u>	<u>2008</u>	<u>2010</u>	<u>2012</u>	<u>2014</u>	<u>ALL</u>
Yes	1	0	0	0	0	0	0	0	0	74	0	0	0	0	0	74
No	2	0	0	0	0	0	0	0	0	12	0	0	0	0	0	12
Don't Know	8	0	0	0	0	0	0	0	0	1	0	0	0	0	0	1
No Answer	9	0	0	0	0	0	0	0	0	17	0	0	0	0	0	17
Not Applicable	IAP	13626	354	7542	353	5907	10334	2817	2765	2708	4510	2023	2044	1974	2538	59495

3. Third other group?

[VAR: MTINFRM3]

<u>RESPONSE</u>	<u>PUNCH</u>	<u>YEAR</u>														
		<u>1972-82</u>	<u>1982B</u>	<u>1983-87</u>	<u>1987B</u>	<u>1988-91</u>	<u>1993-98</u>	<u>2000</u>	<u>2002</u>	<u>2004</u>	<u>2006</u>	<u>2008</u>	<u>2010</u>	<u>2012</u>	<u>2014</u>	<u>ALL</u>
Yes	1	0	0	0	0	0	0	0	0	26	0	0	0	0	0	26
No	2	0	0	0	0	0	0	0	0	5	0	0	0	0	0	5
Don't Know	8	0	0	0	0	0	0	0	0	1	0	0	0	0	0	1
No Answer	9	0	0	0	0	0	0	0	0	13	0	0	0	0	0	13
Not Applicable	IAP	13626	354	7542	353	5907	10334	2817	2765	2767	4510	2023	2044	1974	2538	59554

4. Fourth other group?

[VAR: MTINFRM4]

<u>RESPONSE</u>	<u>PUNCH</u>	<u>YEAR</u>														
		<u>1972-82</u>	<u>1982B</u>	<u>1983-87</u>	<u>1987B</u>	<u>1988-91</u>	<u>1993-98</u>	<u>2000</u>	<u>2002</u>	<u>2004</u>	<u>2006</u>	<u>2008</u>	<u>2010</u>	<u>2012</u>	<u>2014</u>	<u>ALL</u>
Yes	1	0	0	0	0	0	0	0	0	9	0	0	0	0	0	9
No	2	0	0	0	0	0	0	0	0	1	0	0	0	0	0	1
Don't Know	8	0	0	0	0	0	0	0	0	0	0	0	0	0	0	0
No Answer	9	0	0	0	0	0	0	0	0	13	0	0	0	0	0	13
Not Applicable	IAP	13626	354	7542	353	5907	10334	2817	2765	2789	4510	2023	2044	1974	2538	59576

5. Fifth other group?

[VAR: MTINFRM5]

<u>RESPONSE</u>	<u>PUNCH</u>	<u>YEAR</u>														
		<u>1972-82</u>	<u>1982B</u>	<u>1983-87</u>	<u>1987B</u>	<u>1988-91</u>	<u>1993-98</u>	<u>2000</u>	<u>2002</u>	<u>2004</u>	<u>2006</u>	<u>2008</u>	<u>2010</u>	<u>2012</u>	<u>2014</u>	<u>ALL</u>
Yes	1	0	0	0	0	0	0	0	0	4	0	0	0	0	0	4
No	2	0	0	0	0	0	0	0	0	0	0	0	0	0	0	0
Don't Know	8	0	0	0	0	0	0	0	0	0	0	0	0	0	0	0
No Answer	9	0	0	0	0	0	0	0	0	13	0	0	0	0	0	13
Not Applicable	IAP	13626	354	7542	353	5907	10334	2817	2765	2795	4510	2023	2044	1974	2538	59582

IF ONE OR MORE NAMES ARE MENTIONED IN NUMGIVEN, PROCEED TO GRPBOTH1.

1053. A. Do you and first name both belong to one or more of the same groups on the list?

[VAR: GRPBOTH1]

<u>RESPONSE</u>	<u>PUNCH</u>	<u>YEAR</u>														
		<u>1972-82</u>	<u>1982B</u>	<u>1983-87</u>	<u>1987B</u>	<u>1988-91</u>	<u>1993-98</u>	<u>2000</u>	<u>2002</u>	<u>2004</u>	<u>2006</u>	<u>2008</u>	<u>2010</u>	<u>2012</u>	<u>2014</u>	<u>ALL</u>
Yes	1	0	0	0	0	0	0	0	0	86	0	0	0	0	0	86
No	2	0	0	0	0	0	0	0	0	20	0	0	0	0	0	20
Don't Know	8	0	0	0	0	0	0	0	0	1	0	0	0	0	0	1
No Answer	9	0	0	0	0	0	0	0	0	11	0	0	0	0	0	11
Not Applicable	IAP	13626	354	7542	353	5907	10334	2817	2765	2694	4510	2023	2044	1974	2538	59481

B. Do you and second name both belong to one or more of the same groups on the list?

[VAR: GRPBOTH2]

<u>RESPONSE</u>	<u>PUNCH</u>	<u>YEAR</u>														
		<u>1972-82</u>	<u>1982B</u>	<u>1983-87</u>	<u>1987B</u>	<u>1988-91</u>	<u>1993-98</u>	<u>2000</u>	<u>2002</u>	<u>2004</u>	<u>2006</u>	<u>2008</u>	<u>2010</u>	<u>2012</u>	<u>2014</u>	<u>ALL</u>
Yes	1	0	0	0	0	0	0	0	0	66	0	0	0	0	0	66
No	2	0	0	0	0	0	0	0	0	16	0	0	0	0	0	16
Don't Know	8	0	0	0	0	0	0	0	0	1	0	0	0	0	0	1
No Answer	9	0	0	0	0	0	0	0	0	7	0	0	0	0	0	7
Not Applicable	IAP	13626	354	7542	353	5907	10334	2817	2765	2722	4510	2023	2044	1974	2538	59509

C. Do you and third name both belong to one or more of the same groups on the list?

[VAR: GRPBOTH3]

<u>RESPONSE</u>	<u>PUNCH</u>	<u>YEAR</u>														
		<u>1972-82</u>	<u>1982B</u>	<u>1983-87</u>	<u>1987B</u>	<u>1988-91</u>	<u>1993-98</u>	<u>2000</u>	<u>2002</u>	<u>2004</u>	<u>2006</u>	<u>2008</u>	<u>2010</u>	<u>2012</u>	<u>2014</u>	<u>ALL</u>
Yes	1	0	0	0	0	0	0	0	0	46	0	0	0	0	0	46
No	2	0	0	0	0	0	0	0	0	10	0	0	0	0	0	10
Don't Know	8	0	0	0	0	0	0	0	0	0	0	0	0	0	0	0
No Answer	9	0	0	0	0	0	0	0	0	7	0	0	0	0	0	7
Not Applicable	IAP	13626	354	7542	353	5907	10334	2817	2765	2749	4510	2023	2044	1974	2538	59536

D. Do you and fourth name both belong to one or more of the same groups on the list?

[VAR: GRPBOTH4]

<u>RESPONSE</u>	<u>PUNCH</u>	<u>YEAR</u>														
		<u>1972-82</u>	<u>1982B</u>	<u>1983-87</u>	<u>1987B</u>	<u>1988-91</u>	<u>1993-98</u>	<u>2000</u>	<u>2002</u>	<u>2004</u>	<u>2006</u>	<u>2008</u>	<u>2010</u>	<u>2012</u>	<u>2014</u>	<u>ALL</u>
Yes	1	0	0	0	0	0	0	0	0	32	0	0	0	0	0	32
No	2	0	0	0	0	0	0	0	0	7	0	0	0	0	0	7
Don't Know	8	0	0	0	0	0	0	0	0	0	0	0	0	0	0	0
No Answer	9	0	0	0	0	0	0	0	0	5	0	0	0	0	0	5
Not Applicable	IAP	13626	354	7542	353	5907	10334	2817	2765	2768	4510	2023	2044	1974	2538	59555

E. Do you and fifth name both belong to one or more of the same groups on the list?

[VAR: GRPBOTH5]

<u>RESPONSE</u>	<u>PUNCH</u>	<u>YEAR</u>														
		<u>1972-82</u>	<u>1982B</u>	<u>1983-87</u>	<u>1987B</u>	<u>1988-91</u>	<u>1993-98</u>	<u>2000</u>	<u>2002</u>	<u>2004</u>	<u>2006</u>	<u>2008</u>	<u>2010</u>	<u>2012</u>	<u>2014</u>	<u>ALL</u>
Yes	1	0	0	0	0	0	0	0	0	15	0	0	0	0	0	15
No	2	0	0	0	0	0	0	0	0	4	0	0	0	0	0	4
Don't Know	8	0	0	0	0	0	0	0	0	0	0	0	0	0	0	0
No Answer	9	0	0	0	0	0	0	0	0	5	0	0	0	0	0	5
Not Applicable	IAP	13626	354	7542	353	5907	10334	2817	2765	2788	4510	2023	2044	1974	2538	59575

1054. Did you first meet (NAME) in one of the groups in the previous question, or did you first meet somewhere else?

A. Did you meet the first name in one of these groups or did you meet somewhere else?

[VAR: FRSTMET1]

<u>RESPONSE</u>	<u>PUNCH</u>	<u>YEAR</u>														
		<u>1972-82</u>	<u>1982B</u>	<u>1983-87</u>	<u>1987B</u>	<u>1988-91</u>	<u>1993-98</u>	<u>2000</u>	<u>2002</u>	<u>2004</u>	<u>2006</u>	<u>2008</u>	<u>2010</u>	<u>2012</u>	<u>2014</u>	<u>ALL</u>
Yes, one of these groups	1	0	0	0	0	0	0	0	0	24	0	0	0	0	0	24
No, somewhere else	2	0	0	0	0	0	0	0	0	62	0	0	0	0	0	62
Don't Know	8	0	0	0	0	0	0	0	0	0	0	0	0	0	0	0
No Answer	9	0	0	0	0	0	0	0	0	11	0	0	0	0	0	11
Not Applicable	IAP	13626	345	7542	353	5907	10334	2817	2765	2715	4510	2023	2044	1974	2538	59493

B. Did you meet the second name in one of these groups or did you meet somewhere else?

[VAR: FRSTMET2]

<u>RESPONSE</u>	<u>PUNCH</u>	<u>YEAR</u>														
		<u>1972-82</u>	<u>1982B</u>	<u>1983-87</u>	<u>1987B</u>	<u>1988-91</u>	<u>1993-98</u>	<u>2000</u>	<u>2002</u>	<u>2004</u>	<u>2006</u>	<u>2008</u>	<u>2010</u>	<u>2012</u>	<u>2014</u>	<u>ALL</u>
Yes, one of these groups	1	0	0	0	0	0	0	0	0	26	0	0	0	0	0	26
No, somewhere else	2	0	0	0	0	0	0	0	0	40	0	0	0	0	0	40
Don't Know	8	0	0	0	0	0	0	0	0	0	0	0	0	0	0	0
No Answer	9	0	0	0	0	0	0	0	0	48	0	0	0	0	0	48
Not Applicable	IAP	13626	354	7542	353	5907	10334	2817	2765	2698	4510	2023	2044	1974	2538	59485

C. Did you meet the third name in one of these groups or did you meet somewhere else?

[VAR: FRSTMET3]

<u>RESPONSE</u>	<u>PUNCH</u>	<u>YEAR</u>														
		<u>1972-82</u>	<u>1982B</u>	<u>1983-87</u>	<u>1987B</u>	<u>1988-91</u>	<u>1993-98</u>	<u>2000</u>	<u>2002</u>	<u>2004</u>	<u>2006</u>	<u>2008</u>	<u>2010</u>	<u>2012</u>	<u>2014</u>	<u>ALL</u>
Yes, one of these groups	1	0	0	0	0	0	0	0	0	23	0	0	0	0	0	23
No, somewhere else	2	0	0	0	0	0	0	0	0	23	0	0	0	0	0	23
Don't Know	8	0	0	0	0	0	0	0	0	0	0	0	0	0	0	0
No Answer	9	0	0	0	0	0	0	0	0	48	0	0	0	0	0	48
Not Applicable	IAP	13626	354	7542	353	5907	10334	2817	2765	2718	4510	2023	2044	1974	2538	59505

D. Did you meet the fourth name in one of these groups or did you meet somewhere else?

[VAR: FRSTMET4]

RESPONSE	PUNCH	YEAR														
		<u>1972-82</u>	<u>1982B</u>	<u>1983-87</u>	<u>1987B</u>	<u>1988-91</u>	<u>1993-98</u>	<u>2000</u>	<u>2002</u>	<u>2004</u>	<u>2006</u>	<u>2008</u>	<u>2010</u>	<u>2012</u>	<u>2014</u>	<u>ALL</u>
Yes, one of these groups	1	0	0	0	0	0	0	0	0	8	0	0	0	0	0	8
No, somewhere else	2	0	0	0	0	0	0	0	0	24	0	0	0	0	0	24
Don't Know	8	0	0	0	0	0	0	0	0	0	0	0	0	0	0	0
No Answer	9	0	0	0	0	0	0	0	0	5	0	0	0	0	0	5
Not Applicable	IAP	13626	354	7542	353	5907	10334	2817	2765	2775	4510	2023	2044	1974	2538	59562

E. Did you meet the fifth name in one of these groups or did you meet somewhere else?

[VAR: FRSTMET5]

RESPONSE	PUNCH	YEAR														
		<u>1972-82</u>	<u>1982B</u>	<u>1983-87</u>	<u>1987B</u>	<u>1988-91</u>	<u>1993-98</u>	<u>2000</u>	<u>2002</u>	<u>2004</u>	<u>2006</u>	<u>2008</u>	<u>2010</u>	<u>2012</u>	<u>2014</u>	<u>ALL</u>
Yes, one of these groups	1	0	0	0	0	0	0	0	0	10	0	0	0	0	0	10
No, somewhere else	2	0	0	0	0	0	0	0	0	5	0	0	0	0	0	5
Don't Know	8	0	0	0	0	0	0	0	0	0	0	0	0	0	0	0
No Answer	9	0	0	0	0	0	0	0	0	5	0	0	0	0	0	5
Not Applicable	IAP	13626	354	7542	353	5907	10334	2817	2765	2792	4510	2023	2044	1974	2538	59579

1055. How long have you known (NAME)?

A. How many years have you known the first name?

[VAR: YRSKWN1]

RESPONSE	PUNCH	YEAR														
		<u>1972-82</u>	<u>1982B</u>	<u>1983-87</u>	<u>1987B</u>	<u>1988-91</u>	<u>1993-98</u>	<u>2000</u>	<u>2002</u>	<u>2004</u>	<u>2006</u>	<u>2008</u>	<u>2010</u>	<u>2012</u>	<u>2014</u>	<u>ALL</u>
0-9	0-9	0	0	0	0	0	0	0	0	297	0	0	0	0	0	297
10-19	10-19	0	0	0	0	0	0	0	0	217	0	0	0	0	0	217
20-29	20-29	0	0	0	0	0	0	0	0	199	0	0	0	0	0	199
30-39	30-39	0	0	0	0	0	0	0	0	161	0	0	0	0	0	161
40-49	40-49	0	0	0	0	0	0	0	0	105	0	0	0	0	0	105
50-59	50-59	0	0	0	0	0	0	0	0	58	0	0	0	0	0	58
60-69	60-69	0	0	0	0	0	0	0	0	17	0	0	0	0	0	17
70-79	70-79	0	0	0	0	0	0	0	0	7	0	0	0	0	0	7
80-89	80-89	0	0	0	0	0	0	0	0	2	0	0	0	0	0	2
Don't Know	98	0	0	0	0	0	0	0	0	0	0	0	0	0	0	0
No Answer	99	0	0	0	0	0	0	0	0	12	0	0	0	0	0	12
Not Applicable	IAP	13626	354	7542	353	5907	10334	2817	2765	1737	4510	2023	2044	1974	2538	58524

B. How many years have you known the second name?

[VAR: YRSKWN2]

<u>RESPONSE</u>	<u>PUNCH</u>	<u>YEAR</u>														
		<u>1972-82</u>	<u>1982B</u>	<u>1983-87</u>	<u>1987B</u>	<u>1988-91</u>	<u>1993-98</u>	<u>2000</u>	<u>2002</u>	<u>2004</u>	<u>2006</u>	<u>2008</u>	<u>2010</u>	<u>2012</u>	<u>2014</u>	<u>ALL</u>
0-9	0-9	0	0	0	0	0	0	0	0	238	0	0	0	0	0	238
10-19	10-19	0	0	0	0	0	0	0	0	118	0	0	0	0	0	118
20-29	20-29	0	0	0	0	0	0	0	0	139	0	0	0	0	0	139
30-39	30-39	0	0	0	0	0	0	0	0	129	0	0	0	0	0	129
40-49	40-49	0	0	0	0	0	0	0	0	96	0	0	0	0	0	96
50-59	50-59	0	0	0	0	0	0	0	0	44	0	0	0	0	0	44
60-69	60-69	0	0	0	0	0	0	0	0	15	0	0	0	0	0	15
70-79	70-79	0	0	0	0	0	0	0	0	6	0	0	0	0	0	6
80-89	80-89	0	0	0	0	0	0	0	0	2	0	0	0	0	0	2
Don't Know	98	0	0	0	0	0	0	0	0	0	0	0	0	0	0	0
No Answer	99	0	0	0	0	0	0	0	0	7	0	0	0	0	0	7
Not Applicable	IAP	13626	354	7542	353	5907	10334	2817	2765	2018	4510	2023	2044	1974	2538	58805

C. How many years have you known the third name?

[VAR: YRSKWN3]

<u>RESPONSE</u>	<u>PUNCH</u>	<u>YEAR</u>														
		<u>1972-82</u>	<u>1982B</u>	<u>1983-87</u>	<u>1987B</u>	<u>1988-91</u>	<u>1993-98</u>	<u>2000</u>	<u>2002</u>	<u>2004</u>	<u>2006</u>	<u>2008</u>	<u>2010</u>	<u>2012</u>	<u>2014</u>	<u>ALL</u>
0-9	0-9	0	0	0	0	0	0	0	0	175	0	0	0	0	0	175
10-19	10-19	0	0	0	0	0	0	0	0	92	0	0	0	0	0	92
20-29	20-29	0	0	0	0	0	0	0	0	81	0	0	0	0	0	81
30-39	30-39	0	0	0	0	0	0	0	0	75	0	0	0	0	0	75
40-49	40-49	0	0	0	0	0	0	0	0	50	0	0	0	0	0	50
50-59	50-59	0	0	0	0	0	0	0	0	37	0	0	0	0	0	37
60-69	60-69	0	0	0	0	0	0	0	0	10	0	0	0	0	0	10
70-79	70-79	0	0	0	0	0	0	0	0	2	0	0	0	0	0	2
80-89	80-89	0	0	0	0	0	0	0	0	1	0	0	0	0	0	1
Don't Know	98	0	0	0	0	0	0	0	0	0	0	0	0	0	0	0
No Answer	99	0	0	0	0	0	0	0	0	8	0	0	0	0	0	8
Not Applicable	IAP	13626	354	7542	353	5907	10334	2817	2765	2281	4510	2023	2044	1974	2538	59068

D. How many years have you known the fourth name?

[VAR: YRSKWN4]

RESPONSE	PUNCH	YEAR														
		<u>1972-82</u>	<u>1982B</u>	<u>1983-87</u>	<u>1987B</u>	<u>1988-91</u>	<u>1993-98</u>	<u>2000</u>	<u>2002</u>	<u>2004</u>	<u>2006</u>	<u>2008</u>	<u>2010</u>	<u>2012</u>	<u>2014</u>	<u>ALL</u>
0-9	0-9	0	0	0	0	0	0	0	0	101	0	0	0	0	0	101
10-19	10-19	0	0	0	0	0	0	0	0	43	0	0	0	0	0	43
20-29	20-29	0	0	0	0	0	0	0	0	45	0	0	0	0	0	45
30-39	30-39	0	0	0	0	0	0	0	0	40	0	0	0	0	0	40
40-49	40-49	0	0	0	0	0	0	0	0	30	0	0	0	0	0	30
50-59	50-59	0	0	0	0	0	0	0	0	24	0	0	0	0	0	24
60-69	60-69	0	0	0	0	0	0	0	0	8	0	0	0	0	0	8
70-79	70-79	0	0	0	0	0	0	0	0	1	0	0	0	0	0	1
Don't Know	98	0	0	0	0	0	0	0	0	1	0	0	0	0	0	1
No Answer	99	0	0	0	0	0	0	0	0	6	0	0	0	0	0	6
Not Applicable	IAP	13626	354	7542	353	5907	10334	2817	2765	2513	4510	2023	2044	1974	2538	59300

E. How many years have you known the fifth name?

[VAR: YRSKWN5]

RESPONSE	PUNCH	YEAR														
		<u>1972-1982</u>	<u>1982B</u>	<u>1983-87</u>	<u>1987B</u>	<u>1988-91</u>	<u>1993-98</u>	<u>2000</u>	<u>2002</u>	<u>2004</u>	<u>2006</u>	<u>2008</u>	<u>2010</u>	<u>2012</u>	<u>2014</u>	<u>ALL</u>
0-9	0-9	0	0	0	0	0	0	0	0	45	0	0	0	0	0	45
10-19	10-19	0	0	0	0	0	0	0	0	34	0	0	0	0	0	34
20-29	20-29	0	0	0	0	0	0	0	0	30	0	0	0	0	0	30
30-39	30-39	0	0	0	0	0	0	0	0	28	0	0	0	0	0	28
40-49	40-49	0	0	0	0	0	0	0	0	15	0	0	0	0	0	15
50-59	50-59	0	0	0	0	0	0	0	0	9	0	0	0	0	0	9
60-69	60-69	0	0	0	0	0	0	0	0	3	0	0	0	0	0	3
Don't Know	98	0	0	0	0	0	0	0	0	1	0	0	0	0	0	1
No Answer	99	0	0	0	0	0	0	0	0	6	0	0	0	0	0	6
Not Applicable	IAP	13626	354	7542	353	5907	10334	2817	2765	2641	4510	2023	2044	1974	2538	59428

REMARKS: The above response categories have been collapsed for convenience of display.

1056. Has there ever been a turning point in your life when you became **less** committed to religion?

[VAR: RELNEG]

<u>RESPONSE</u>	<u>PUNCH</u>	<u>YEAR</u>														
		<u>1972-1982</u>	<u>1982B</u>	<u>1983-87</u>	<u>1987B</u>	<u>1988-91</u>	<u>1993-98</u>	<u>2000</u>	<u>2002</u>	<u>2004</u>	<u>2006</u>	<u>2008</u>	<u>2010</u>	<u>2012</u>	<u>2014</u>	<u>ALL</u>
Yes	1	0	0	0	0	0	0	0	0	0	568	767	751	0	0	2086
No	2	0	0	0	0	0	0	0	0	0	889	1241	1275	0	0	3405
Don't Know	98	0	0	0	0	0	0	0	0	0	8	9	11	0	0	28
No Answer	99	0	0	0	0	0	0	0	0	0	4	6	7	0	0	17
Not Applicable	IAP	13626	354	7542	353	5907	10334	2817	2765	2812	3041	0	0	1974	2538	54063

**The 2006 Topical Module: Science, Knowledge About and Attitudes Towards
(NEWSFROM-NANOWILL)**

The questions in this module were asked on ballots 2-3 and 5-6. However, a split-version format was used for some sections. HSBIO-MEDAGRSC were asked only to "Version Y", and MEDINFSC-GMMED were asked only to "Version X".

1057. We are interested in how people get information about events in the news. Where do you get most of your information about current news events – newspapers, magazines, the Internet, books or other printed materials, TV, radio, government agencies, family, friends, colleagues, or some other source?

[VAR: NEWSFROM]

<u>RESPONSE</u>	<u>PUNCH</u>	<u>YEAR</u>														
		<u>1972-1982</u>	<u>1982B</u>	<u>1983-87</u>	<u>1987B</u>	<u>1988-91</u>	<u>1993-98</u>	<u>2000</u>	<u>2002</u>	<u>2004</u>	<u>2006</u>	<u>2008</u>	<u>2010</u>	<u>2012</u>	<u>2014</u>	<u>ALL</u>
Newspaper	1	0	0	0	0	0	0	0	0	0	446	286	45	121	134	1032
Magazines	2	0	0	0	0	0	0	0	0	0	20	16	1	6	6	49
The Internet	3	0	0	0	0	0	0	0	0	0	253	310	62	299	420	1344
Books/Other Printed Material	4	0	0	0	0	0	0	0	0	0	9	8	3	5	4	29
TV	5	0	0	0	0	0	0	0	0	0	916	741	144	476	550	2827
Radio	6	0	0	0	0	0	0	0	0	0	131	93	19	54	75	372
Government Agencies	7	0	0	0	0	0	0	0	0	0	3	2	1	1	3	10
Family	8	0	0	0	0	0	0	0	0	0	33	21	1	17	25	97
Friends/Colleagues	9	0	0	0	0	0	0	0	0	0	33	20	7	13	20	93
Other (Specify)	10	0	0	0	0	0	0	0	0	0	15	3	0	2	1	21
Don't Know	98	0	0	0	0	0	0	0	0	0	3	2	0	4	1	10
No answer	99	0	0	0	0	0	0	0	0	0	2	3	0	4	0	9
Not Applicable	IAP	13626	354	7542	353	5907	10334	2817	2765	2812	2646	518	1761	972	1299	53706

1058. We are interested in how people get information about science and technology. Where do you get most of your information about science and technology (– newspapers, magazines, the Internet, books or other printed materials, TV, radio, government agencies, family, friends, colleagues, or some other source)?

[VAR: SCIFROM]

RESPONSE	PUNCH	YEAR														
		1972-1982	1982B	1983-87	1987B	1988-91	1993-98	2000	2002	2004	2006	2008	2010	2012	2014	ALL
Newspaper	1	0	0	0	0	0	0	0	0	0	205	161	16	56	81	519
Magazines	2	0	0	0	0	0	0	0	0	0	198	160	26	76	80	540
The Internet	3	0	0	0	0	0	0	0	0	0	413	410	90	390	524	1827
Books/Other Printed Material	4	0	0	0	0	0	0	0	0	0	138	48	27	32	58	303
TV	5	0	0	0	0	0	0	0	0	0	746	617	106	357	388	2214
Radio	6	0	0	0	0	0	0	0	0	0	34	29	7	27	31	128
Government Agencies	7	0	0	0	0	0	0	0	0	0	6	0	1	1	2	10
Family	8	0	0	0	0	0	0	0	0	0	36	26	1	13	29	105
Friends/Colleagues	9	0	0	0	0	0	0	0	0	0	31	20	1	25	27	104
Other (Specify)	10	0	0	0	0	0	0	0	0	0	38	12	3	3	7	63
Don't Know	98	0	0	0	0	0	0	0	0	0	17	18	5	18	11	69
No answer	99	0	0	0	0	0	0	0	0	0	2	4	0	4	1	11
Not Applicable	IAP	13626	354	7542	353	5907	10334	2817	2765	2812	2646	518	1761	972	1299	53706

1059. If you wanted to learn about scientific issues such as global warming or biotechnology, where would you get information (– newspapers, magazines, the Internet, books or other printed materials, TV, radio, government agencies, family, friends, colleagues, or some other source)?

[VAR: SEEKSCI]

RESPONSE	PUNCH	YEAR														
		1972-1982	1982B	1983-87	1987B	1988-91	1993-98	2000	2002	2004	2006	2008	2010	2012	2014	ALL
Newspaper	1	0	0	0	0	0	0	0	0	0	117	87	12	34	51	301
Magazines	2	0	0	0	0	0	0	0	0	0	108	73	12	40	39	272
The Internet	3	0	0	0	0	0	0	0	0	0	921	791	157	599	789	3257
Books/Other Printed Material	4	0	0	0	0	0	0	0	0	0	181	117	40	68	76	482
TV	5	0	0	0	0	0	0	0	0	0	398	324	40	190	191	1143
Radio	6	0	0	0	0	0	0	0	0	0	21	15	3	13	23	75
Government Agencies	7	0	0	0	0	0	0	0	0	0	4	6	9	10	25	54
Family	8	0	0	0	0	0	0	0	0	0	23	19	3	11	10	66
Friends/Colleagues	9	0	0	0	0	0	0	0	0	0	16	14	2	5	17	54
Library	10	0	0	0	0	0	0	0	0	0	0	8	2	2	4	16
Other (SPECIFY)	11	0	0	0	0	0	0	0	0	0	38	17	0	1	6	62
Don't Know	98	0	0	0	0	0	0	0	0	0	35	32	3	25	8	103
No answer	99	0	0	0	0	0	0	0	0	0	2	2	0	4	0	8
Not Applicable	IAP	13626	354	7542	353	5907	10334	2817	2765	2812	2646	518	1761	972	1299	53706

REMARKS: Library categories is created from Other (SPECIFY) in 2008.

1060. I'm going to read to you some statements like those you might find in a newspaper or magazine article.
For each statement, please tell me if you strongly agree, agree, disagree, or strongly disagree.

HAND CARD B1

- A. Because of science and technology, there will be more opportunities for the next generation.

[VAR: NEXTGEN]

<u>RESPONSE</u>	<u>PUNCH</u>	<u>YEAR</u>														
		<u>1972-1982</u>	<u>1982B</u>	<u>1983-87</u>	<u>1987B</u>	<u>1988-91</u>	<u>1993-98</u>	<u>2000</u>	<u>2002</u>	<u>2004</u>	<u>2006</u>	<u>2008</u>	<u>2010</u>	<u>2012</u>	<u>2014</u>	<u>ALL</u>
Strongly Agree	1	0	0	0	0	0	0	0	0	0	750	542	222	277	409	2200
Agree	2	0	0	0	0	0	0	0	0	0	931	787	397	582	676	3373
Disagree	3	0	0	0	0	0	0	0	0	0	129	113	42	90	122	496
Strongly Disagree	4	0	0	0	0	0	0	0	0	0	19	18	9	13	16	75
Don't Know	8	0	0	0	0	0	0	0	0	0	33	42	17	34	14	140
No answer	9	0	0	0	0	0	0	0	0	0	2	3	4	6	2	17
Not Applicable	IAP	13626	354	7542	353	5907	10334	2817	2765	2812	2646	518	1353	972	1299	53298

- B. Science makes our way of life change too fast.

[VAR: TOOFAST]

<u>RESPONSE</u>	<u>PUNCH</u>	<u>YEAR</u>														
		<u>1972-1982</u>	<u>1982B</u>	<u>1983-87</u>	<u>1987B</u>	<u>1988-91</u>	<u>1993-98</u>	<u>2000</u>	<u>2002</u>	<u>2004</u>	<u>2006</u>	<u>2008</u>	<u>2010</u>	<u>2012</u>	<u>2014</u>	<u>ALL</u>
Strongly Agree	1	0	0	0	0	0	0	0	0	0	172	137	53	92	158	612
Agree	2	0	0	0	0	0	0	0	0	0	662	560	272	315	485	2294
Disagree	3	0	0	0	0	0	0	0	0	0	824	646	291	512	506	2779
Strongly Disagree	4	0	0	0	0	0	0	0	0	0	153	112	54	40	70	429
Don't Know	8	0	0	0	0	0	0	0	0	0	52	47	17	37	18	171
No answer	9	0	0	0	0	0	0	0	0	0	1	3	4	6	2	16
Not Applicable	IAP	13626	354	7542	353	5907	10334	2817	2765	2812	2646	518	1353	972	1299	53298

C. Science and technology are making our lives, healthier, easier, and more comfortable.

[VAR: BETTRLFE]

RESPONSE	PUNCH	YEAR														
		1972-1982	1982B	1983-87	1987B	1988-91	1993-98	2000	2002	2004	2006	2008	2010	2012	2014	ALL
Strongly Agree	1	0	0	0	0	0	0	0	0	0	0	0	0	0	225	225
Agree	2	0	0	0	0	0	0	0	0	0	0	0	0	0	772	772
Disagree	3	0	0	0	0	0	0	0	0	0	0	0	0	0	201	201
Strongly Disagree	4	0	0	0	0	0	0	0	0	0	0	0	0	0	19	19
Don't Know	8	0	0	0	0	0	0	0	0	0	0	0	0	0	20	20
No answer	9	0	0	0	0	0	0	0	0	0	0	0	0	0	2	2
Not Applicable	IAP	13626	354	7542	353	5907	10334	2817	2765	2812	4510	2023	2044	1974	1299	58360

D. Even if it brings no immediate benefits, scientific research that advances the frontiers of knowledge is necessary and should be supported by the federal government.

[VAR: ADVFRONT]

RESPONSE	PUNCH	YEAR														
		1972-1982	1982B	1983-87	1987B	1988-91	1993-98	2000	2002	2004	2006	2008	2010	2012	2014	ALL
Strongly Agree	1	0	0	0	0	0	0	0	0	0	581	354	166	226	315	1642
Agree	2	0	0	0	0	0	0	0	0	0	1043	905	401	590	692	3631
Disagree	3	0	0	0	0	0	0	0	0	0	160	160	77	113	182	692
Strongly Disagree	4	0	0	0	0	0	0	0	0	0	22	13	8	21	24	88
Don't Know	8	0	0	0	0	0	0	0	0	0	56	65	36	43	22	222
No answer	9	0	0	0	0	0	0	0	0	0	2	8	3	9	4	26
Not Applicable	IAP	13626	354	7542	353	5907	10334	2817	2765	2812	2646	518	1353	972	1299	53298

E. Science is too concerned with theory and speculation to be of much use in making concrete government policy decisions that will affect the way we live.

[VAR: SCISPEC]

RESPONSE	PUNCH	YEAR														
		1972-1982	1982B	1983-87	1987B	1988-91	1993-98	2000	2002	2004	2006	2008	2010	2012	2014	ALL
Strongly Agree	1	0	0	0	0	0	0	0	0	0	100	0	0	0	0	100
Agree	2	0	0	0	0	0	0	0	0	0	561	0	0	0	0	561
Disagree	3	0	0	0	0	0	0	0	0	0	852	0	0	0	0	852
Strongly Disagree	4	0	0	0	0	0	0	0	0	0	211	0	0	0	0	211
Don't Know	8	0	0	0	0	0	0	0	0	0	135	0	0	0	0	135
No answer	9	0	0	0	0	0	0	0	0	0	5	0	0	0	0	5
Not Applicable	IAP	13626	354	7542	353	5907	10334	2817	2765	2812	2646	2023	2044	1974	2538	57735

- F. Government decision makers should pay attention only to those scientific theories that have been accepted by most leading scientists.

[VAR: LEADSCI]

RESPONSE	PUNCH	YEAR														
		1972-1982	1982B	1983-87	1987B	1988-91	1993-98	2000	2002	2004	2006	2008	2010	2012	2014	ALL
Strongly Agree	1	0	0	0	0	0	0	0	0	0	122	0	0	0	0	122
Agree	2	0	0	0	0	0	0	0	0	0	734	0	0	0	0	734
Disagree	3	0	0	0	0	0	0	0	0	0	784	0	0	0	0	784
Strongly Disagree	4	0	0	0	0	0	0	0	0	0	110	0	0	0	0	110
Don't Know	8	0	0	0	0	0	0	0	0	0	110	0	0	0	0	110
No answer	9	0	0	0	0	0	0	0	0	0	4	0	0	0	0	4
Not Applicable	IAP	13626	354	7542	353	5907	10334	2817	2765	2812	2646	2023	2044	1974	2538	57735

- G. Research results from industry scientists are less reliable than those from university scientists.

[VAR: WHICHSCI]

RESPONSE	PUNCH	YEAR														
		1972-1982	1982B	1983-87	1987B	1988-91	1993-98	2000	2002	2004	2006	2008	2010	2012	2014	ALL
Strongly Agree	1	0	0	0	0	0	0	0	0	0	74	0	0	0	0	74
Agree	2	0	0	0	0	0	0	0	0	0	448	0	0	0	0	448
Disagree	3	0	0	0	0	0	0	0	0	0	978	0	0	0	0	978
Strongly Disagree	4	0	0	0	0	0	0	0	0	0	106	0	0	0	0	106
Don't Know	8	0	0	0	0	0	0	0	0	0	253	0	0	0	0	253
No answer	9	0	0	0	0	0	0	0	0	0	5	0	0	0	0	5
Not Applicable	IAP	13626	354	7542	353	5907	10334	2817	2765	2812	2646	2023	2044	1974	2538	57735

REMARKS: Hand Card B1 contains responses 1-4.

1061. Now, for a new subject. Do you ever read a horoscope or your personal astrology report?

[VAR: ASTROLOGY]

RESPONSE	PUNCH	YEAR														
		1972-1982	1982B	1983-87	1987B	1988-91	1993-98	2000	2002	2004	2006	2008	2010	2012	2014	ALL
Yes	1	0	0	0	0	0	0	0	0	0	1073	811	367	492	551	3294
No	2	0	0	0	0	0	0	0	0	0	789	691	322	504	687	2993
Don't Know	8	0	0	0	0	0	0	0	0	0	2	1	0	2	0	5
No answer	9	0	0	0	0	0	0	0	0	0	0	2	2	4	1	9
Not Applicable	IAP	13626	354	7542	353	5907	10334	2817	2765	2812	2646	518	1353	972	1299	53298

1062. Would you say that astrology is very scientific, sort of scientific, or not at all scientific?

[VAR: ASTROSCI]

<u>RESPONSE</u>	<u>PUNCH</u>	<u>YEAR</u>														
		<u>1972-1982</u>	<u>1982B</u>	<u>1983-87</u>	<u>1987B</u>	<u>1988-91</u>	<u>1993-98</u>	<u>2000</u>	<u>2002</u>	<u>2004</u>	<u>2006</u>	<u>2008</u>	<u>2010</u>	<u>2012</u>	<u>2014</u>	<u>ALL</u>
Very scientific	1	0	0	0	0	0	0	0	0	0	89	74	39	101	82	385
Sort of scientific	2	0	0	0	0	0	0	0	0	0	494	434	192	330	313	1763
Not at all scientific	3	0	0	0	0	0	0	0	0	0	1210	935	432	522	818	3917
Don't Know	8	0	0	0	0	0	0	0	0	0	71	59	25	42	23	220
No answer	9	0	0	0	0	0	0	0	0	0	0	3	3	7	3	16
Not Applicable	IAP	13626	354	7542	353	5907	10334	2817	2765	2812	2646	518	1353	972	1299	53298

1063. Now for another type of question. People have frequently noted that scientific research has produced benefits and harmful results. Would you say that, on balance, the benefits of scientific research have outweighed the harmful results, or have the harmful results of scientific research been greater than its benefits?

[VAR: SCIBNFTS]

<u>RESPONSE</u>	<u>PUNCH</u>	<u>YEAR</u>														
		<u>1972-1982</u>	<u>1982B</u>	<u>1983-87</u>	<u>1987B</u>	<u>1988-91</u>	<u>1993-98</u>	<u>2000</u>	<u>2002</u>	<u>2004</u>	<u>2006</u>	<u>2008</u>	<u>2010</u>	<u>2012</u>	<u>2014</u>	<u>ALL</u>
Benefits greater (ASK A)	1	0	0	0	0	0	0	0	0	0	1284	1015	462	709	834	4304
About Equal (If volunteered) (SKIP TO Q. SCISTUDY)	2	0	0	0	0	0	0	0	0	0	328	227	107	112	199	973
Harmful results greater (ASK B)	3	0	0	0	0	0	0	0	0	0	129	149	55	87	122	542
Don't Know (SKIP TO SCISTUDY)	8	0	0	0	0	0	0	0	0	0	122	109	60	84	80	455
No answer (SKIP TO SCISTUDY)	9	0	0	0	0	0	0	0	0	0	1	5	7	10	4	27
Not Applicable	IAP	13626	354	7542	353	5907	10334	2817	2765	2812	2646	518	1353	972	1299	53298

A. Would you say that the balance has been strongly in favor of the benefits, or only slightly?

[VAR: BALPOS]

<u>RESPONSE</u>	<u>PUNCH</u>	<u>YEAR</u>														
		<u>1972-1982</u>	<u>1982B</u>	<u>1983-87</u>	<u>1987B</u>	<u>1988-91</u>	<u>1993-98</u>	<u>2000</u>	<u>2002</u>	<u>2004</u>	<u>2006</u>	<u>2008</u>	<u>2010</u>	<u>2012</u>	<u>2014</u>	<u>ALL</u>
Strongly in favor (SKIP TO Q. SCISTUDY)	1	0	0	0	0	0	0	0	0	0	871	618	302	505	520	2816
Slightly in favor (SKIP TO SCISTUDY)	2	0	0	0	0	0	0	0	0	0	390	382	144	187	303	1406
Don't Know (SKIP TO SCISTUDY)	8	0	0	0	0	0	0	0	0	0	23	15	16	16	11	81
No answer (SKIP TO SCISTUDY)	9	0	0	0	0	0	0	0	0	0	1	5	7	11	1	25
Not Applicable	IAP	13626	354	7542	353	5907	10334	2817	2765	2812	3225	1003	1575	1255	1703	55271

B. Would you say that the balance has been strongly in favor of the harmful results, or only slightly?

[VAR: BALNEG]

<u>RESPONSE</u>	<u>PUNCH</u>	<u>YEAR</u>														
		<u>1972-1982</u>	<u>1982B</u>	<u>1983-87</u>	<u>1987B</u>	<u>1988-91</u>	<u>1993-98</u>	<u>2000</u>	<u>2002</u>	<u>2004</u>	<u>2006</u>	<u>2008</u>	<u>2010</u>	<u>2012</u>	<u>2014</u>	<u>ALL</u>
Strongly in favor	1	0	0	0	0	0	0	0	0	0	39	40	15	26	28	148
Slightly in favor	2	0	0	0	0	0	0	0	0	0	87	105	40	60	92	384
Don't Know	8	0	0	0	0	0	0	0	0	0	3	3	0	1	2	9
No answer	9	0	0	0	0	0	0	0	0	0	1	6	7	10	1	25
Not Applicable	IAP	13626	354	7542	353	5907	10334	2817	2765	2812	4380	1869	1982	1877	2415	59033

1064. Now, for a slightly different type of question. When you read news stories, you see certain sets of words and terms.

We are interested in how many people recognize certain kinds of terms. First, some articles refer to the results of a scientific study. When you read or hear the term scientific study, do you have a clear understanding of what it means, a general sense of what it means, or little understanding of what it means?

[VAR: SCISTUDY]

<u>RESPONSE</u>	<u>PUNCH</u>	<u>YEAR</u>														
		<u>1972-1982</u>	<u>1982B</u>	<u>1983-87</u>	<u>1987B</u>	<u>1988-91</u>	<u>1993-98</u>	<u>2000</u>	<u>2002</u>	<u>2004</u>	<u>2006</u>	<u>2008</u>	<u>2010</u>	<u>2012</u>	<u>2014</u>	<u>ALL</u>
Clear Understanding	1	0	0	0	0	0	0	0	0	0	550	424	202	246	338	1760
General Sense	2	0	0	0	0	0	0	0	0	0	932	749	354	500	626	3161
Little Understanding (SKIP TO EXPDESGN)	3	0	0	0	0	0	0	0	0	0	349	309	140	228	265	1291
Don't Know	8	0	0	0	0	0	0	0	0	0	31	17	12	22	8	90
No answer	9	0	0	0	0	0	0	0	0	0	2	6	8	6	2	24
Not Applicable	IAP	13626	354	7542	353	5907	10334	2817	2765	2812	2646	518	1328	972	1299	53273

1065. In your own words, could you tell me what it means to study something scientifically?

[VAR: SCITEXT]

RESPONSE	PUNCH	YEAR														
		1972-1982	1982B	1983-87	1987B	1988-91	1993-98	2000	2002	2004	2006	2008	2010	2012	2014	ALL
Formulation of Theories, Test Hypotheses	1	0	0	0	0	0	0	0	0	0	206	125	57	71	105	564
Do Experiments, Control Group Rigorous, Systematic Comparison	2 3	0 0	0 0	0 0	0 0	0 0	0 0	0 0	0 0	0 0	165 93	112 82	43 47	58 37	111 89	489 348
Measurement	4	0	0	0	0	0	0	0	0	0	292	197	72	76	46	683
Classification	5	0	0	0	0	0	0	0	0	0	400	327	176	262	358	1523
Redundancies/ Incorrect	6	0	0	0	0	0	0	0	0	0	218	215	110	164	177	884
Don't Know/ Uncodeable	8	0	0	0	0	0	0	0	0	0	127	93	46	65	54	385
No Answer/ Blank	9	0	0	0	0	0	0	0	0	0	14	23	13	19	26	95
Not Applicable	IAP	13626	354	7542	353	5907	10334	2817	2765	2812	2995	849	1480	1222	1572	54628

INSTRUCTION: IF R SAYS "DON'T KNOW" OR REFUSES, REPEAT THE QUESTION.

REMARKS: See Appendix D for information on recodes

1066. Now, please think about this situation. Two scientists want to know if a certain drug is effective against high blood pressure. The first scientist wants to give the drug to one thousand people with high blood pressure and see how many of them experience lower blood pressure levels. The second scientist wants to give the drug to five hundred people with high blood pressure, and not give the drug to another five hundred people with high blood pressure, and see how many in both groups experience lower blood pressure levels. Which is the better way to test this drug?

[VAR: EXPDESIGN]

RESPONSE	PUNCH	YEAR														
		1972-1982	1982B	1983-87	1987B	1988-91	1993-98	2000	2002	2004	2006	2008	2010	2012	2014	ALL
All 1000 get the drug	1	0	0	0	0	0	0	0	0	0	314	279	99	134	215	1041
500 get the drug; 500 don't	2	0	0	0	0	0	0	0	0	0	1476	1115	571	791	952	4905
Don't Know	8	0	0	0	0	0	0	0	0	0	70	93	36	66	67	332
No answer	9	0	0	0	0	0	0	0	0	0	4	18	10	11	5	48
Not Applicable	IAP	13626	354	7542	353	5907	10334	2817	2765	2812	2646	518	1328	972	1299	53273

1067. Why is it better to test the drug this way?

[VAR: EXPTEXT]

RESPONSE	PUNCH	YEAR														
		1972-1982	1982B	1983-87	1987B	1988-91	1993-98	2000	2002	2004	2006	2008	2010	2012	2014	ALL
Correct - Control	1	0	0	0	0	0	0	0	0	0	300	199	240	154	194	1087
Correct - Vague Reason	2	0	0	0	0	0	0	0	0	0	450	362	114	144	394	1464
Correct - Wrong Reason	3	0	0	0	0	0	0	0	0	0	682	513	193	460	347	2195
Correct - Don't Know	4	0	0	0	0	0	0	0	0	0	35	14	17	33	12	111
Wrong - Reservations about Control Group	5	0	0	0	0	0	0	0	0	0	27	37	10	23	20	117
Wrong - Reservation about Sample Size	6	0	0	0	0	0	0	0	0	0	157	120	62	52	93	484
Wrong - Other Reason	7	0	0	0	0	0	0	0	0	0	106	106	21	55	86	374
Wrong - Don't Know	8	0	0	0	0	0	0	0	0	0	21	8	6	4	2	41
No Answer to Closed Ended Ques	9	0	0	0	0	0	0	0	0	0	76	0	17	11	24	128
Uncodeable	98	0	0	0	0	0	0	0	0	0	2	33	0	0	0	35
No answer	99	0	0	0	0	0	0	0	0	0	8	2	0	0	0	10
Not Applicable	IAP	13626	354	7542	353	5907	10334	2817	2765	2812	2646	629	1364	1038	1366	53553

INSTRUCTION: IF R SAYS "DON'T KNOW" OR REFUSES, REPEAT THE QUESTION.

REMARKS: See Appendix D for information on recodes

1068. Now, think about this situation. A doctor tells a couple that their genetic makeup means that they've got one in four chances of having a child with an inherited illness.

A. Does this mean that if their first child has the illness, the next three will not have the illness?

[VAR: ODDS1]

RESPONSE	PUNCH	YEAR														
		1972-1982	1982B	1983-87	1987B	1988-91	1993-98	2000	2002	2004	2006	2008	2010	2012	2014	ALL
Yes	1	0	0	0	0	0	0	0	0	0	169	156	75	90	126	616
No	2	0	0	0	0	0	0	0	0	0	1596	1228	585	819	1021	5249
Don't Know	8	0	0	0	0	0	0	0	0	0	96	108	48	84	88	424
No answer	9	0	0	0	0	0	0	0	0	0	3	13	8	9	4	37
Not Applicable	IAP	13626	354	7542	353	5907	10334	2817	2765	2812	2646	518	1328	972	1299	53273

B. Does this mean that each of the couple's children will have the same risk of suffering from the illness?

[VAR: ODDS2]

<u>RESPONSE</u>	<u>PUNCH</u>	<u>YEAR</u>														
		<u>1972-1982</u>	<u>1982B</u>	<u>1983-87</u>	<u>1987B</u>	<u>1988-91</u>	<u>1993-98</u>	<u>2000</u>	<u>2002</u>	<u>2004</u>	<u>2006</u>	<u>2008</u>	<u>2010</u>	<u>2012</u>	<u>2014</u>	<u>ALL</u>
Yes	1	0	0	0	0	0	0	0	0	0	1408	1079	538	700	885	4610
No	2	0	0	0	0	0	0	0	0	0	356	311	130	213	274	1284
Don't Know	8	0	0	0	0	0	0	0	0	0	96	101	39	81	78	395
No answer	9	0	0	0	0	0	0	0	0	0	4	14	9	8	2	37
Not Applicable	IAP	13626	354	7542	353	5907	10334	2817	2765	2812	2646	518	1328	972	1299	53273

1069. Now, I would like to ask you a few short questions like those you might see on a television game show. For each statement that I read, please tell me if it is true or false. If you don't know or aren't sure, just tell me so, and we will skip to the next question. Remember true, false, or don't know.

INSTRUCTION: DO NOT PROBE "DON'T KNOW"

A. First, the center of the Earth is very hot. Is that true or false?

[VAR: HOTCORE]

<u>RESPONSE</u>	<u>PUNCH</u>	<u>YEAR</u>														
		<u>1972-1982</u>	<u>1982B</u>	<u>1983-87</u>	<u>1987B</u>	<u>1988-91</u>	<u>1993-98</u>	<u>2000</u>	<u>2002</u>	<u>2004</u>	<u>2006</u>	<u>2008</u>	<u>2010</u>	<u>2012</u>	<u>2014</u>	<u>ALL</u>
True	1	0	0	0	0	0	0	0	0	0	1462	1235	772	805	1027	5301
False	2	0	0	0	0	0	0	0	0	0	94	83	56	58	69	360
Don't Know	8	0	0	0	0	0	0	0	0	0	306	178	109	134	141	868
No answer	9	0	0	0	0	0	0	0	0	0	2	9	4	5	2	22
Not Applicable	IAP	13626	354	7542	353	5907	10334	2817	2765	2812	2646	518	1103	972	1299	53048

B. All radioactivity is man-made. (Is that true or false?)

[VAR: RADIOACT]

<u>RESPONSE</u>	<u>PUNCH</u>	<u>YEAR</u>														
		<u>1972-1982</u>	<u>1982B</u>	<u>1983-87</u>	<u>1987B</u>	<u>1988-91</u>	<u>1993-98</u>	<u>2000</u>	<u>2002</u>	<u>2004</u>	<u>2006</u>	<u>2008</u>	<u>2010</u>	<u>2012</u>	<u>2014</u>	<u>ALL</u>
True	1	0	0	0	0	0	0	0	0	0	269	293	175	176	208	1121
False	2	0	0	0	0	0	0	0	0	0	1292	1026	625	706	894	4543
Don't Know	8	0	0	0	0	0	0	0	0	0	302	176	139	114	134	865
No answer	9	0	0	0	0	0	0	0	0	0	1	10	2	6	3	22
Not Applicable	IAP	13626	354	7542	353	5907	10334	2817	2765	2812	2646	518	1103	972	1299	53048

C. It is the father's gene that decides whether the baby is a boy or a girl. (Is that true or false?)

[VAR: BOYORGRL]

<u>RESPONSE</u>	<u>PUNCH</u>	<u>YEAR</u>														
		<u>1972-1982</u>	<u>1982B</u>	<u>1983-87</u>	<u>1987B</u>	<u>1988-91</u>	<u>1993-98</u>	<u>2000</u>	<u>2002</u>	<u>2004</u>	<u>2006</u>	<u>2008</u>	<u>2010</u>	<u>2012</u>	<u>2014</u>	<u>ALL</u>
True	1	0	0	0	0	0	0	0	0	0	1175	770	573	586	713	3817
False	2	0	0	0	0	0	0	0	0	0	371	317	229	260	336	1513
Don't Know	8	0	0	0	0	0	0	0	0	0	317	157	137	149	188	948
No answer	9	0	0	0	0	0	0	0	0	0	1	7	2	7	2	19
Not Applicable	IAP	13626	354	7542	353	5907	10334	2817	2765	2812	2646	772	1103	972	1299	53302

D. Lasers work by focusing sound waves. (Is that true or false?)

[VAR: LASERS]

<u>RESPONSE</u>	<u>PUNCH</u>	<u>YEAR</u>														
		<u>1972-1982</u>	<u>1982B</u>	<u>1983-87</u>	<u>1987B</u>	<u>1988-91</u>	<u>1993-98</u>	<u>2000</u>	<u>2002</u>	<u>2004</u>	<u>2006</u>	<u>2008</u>	<u>2010</u>	<u>2012</u>	<u>2014</u>	<u>ALL</u>
True	1	0	0	0	0	0	0	0	0	0	341	345	181	237	253	1357
False	2	0	0	0	0	0	0	0	0	0	824	727	439	456	589	3035
Don't Know	8	0	0	0	0	0	0	0	0	0	698	422	319	301	396	2136
No answer	9	0	0	0	0	0	0	0	0	0	1	11	2	8	1	23
Not Applicable	IAP	13626	354	7542	353	5907	10334	2817	2765	2812	2646	518	1103	972	1299	53048

E. Electrons are smaller than atoms. (Is that true or false?)

[VAR: ELECTRON]

<u>RESPONSE</u>	<u>PUNCH</u>	<u>YEAR</u>														
		<u>1972-1982</u>	<u>1982B</u>	<u>1983-87</u>	<u>1987B</u>	<u>1988-91</u>	<u>1993-98</u>	<u>2000</u>	<u>2002</u>	<u>2004</u>	<u>2006</u>	<u>2008</u>	<u>2010</u>	<u>2012</u>	<u>2014</u>	<u>ALL</u>
True	1	0	0	0	0	0	0	0	0	0	962	772	482	523	627	3366
False	2	0	0	0	0	0	0	0	0	0	349	338	185	201	269	1342
Don't Know	8	0	0	0	0	0	0	0	0	0	552	385	269	273	341	1820
No answer	9	0	0	0	0	0	0	0	0	0	1	10	5	5	2	23
Not Applicable	IAP	13626	354	7542	353	5907	10334	2817	2765	2812	2646	518	1103	972	1299	53048

F. Antibiotics kill viruses as well as bacteria. (Is that true or false?)

[VAR: VIRUSES]

<u>RESPONSE</u>	<u>PUNCH</u>	<u>YEAR</u>														
		<u>1972-1982</u>	<u>1982B</u>	<u>1983-87</u>	<u>1987B</u>	<u>1988-91</u>	<u>1993-98</u>	<u>2000</u>	<u>2002</u>	<u>2004</u>	<u>2006</u>	<u>2008</u>	<u>2010</u>	<u>2012</u>	<u>2014</u>	<u>ALL</u>
True	1	0	0	0	0	0	0	0	0	0	672	584	435	422	529	2642
False	2	0	0	0	0	0	0	0	0	0	1021	799	451	498	641	3410
Don't Know	8	0	0	0	0	0	0	0	0	0	170	113	53	76	68	480
No answer	9	0	0	0	0	0	0	0	0	0	1	9	2	6	1	19
Not Applicable	IAP	13626	354	7542	353	5907	10334	2817	2765	2812	2646	518	1103	972	1299	53048

G. The universe began with a huge explosion. (Is that true or false?)

[VAR: BIGBANG]

<u>RESPONSE</u>	<u>PUNCH</u>	<u>YEAR</u>														
		<u>1972-1982</u>	<u>1982B</u>	<u>1983-87</u>	<u>1987B</u>	<u>1988-91</u>	<u>1993-98</u>	<u>2000</u>	<u>2002</u>	<u>2004</u>	<u>2006</u>	<u>2008</u>	<u>2010</u>	<u>2012</u>	<u>2014</u>	<u>ALL</u>
True	1	0	0	0	0	0	0	0	0	0	590	482	345	195	510	2122
False	2	0	0	0	0	0	0	0	0	0	633	606	316	163	437	2155
Don't Know	8	0	0	0	0	0	0	0	0	0	639	402	277	156	288	1762
No answer	9	0	0	0	0	0	0	0	0	0	2	15	3	3	4	27
Not Applicable	IAP	13626	354	7542	353	5907	10334	2817	2765	2812	2646	518	1103	1457	1299	53533

REMARKS: See BIGBANG1 as well.

H. The continents on which we live have been moving their locations for millions of years and will continue to move in the future. (Is that true or false?)

[VAR: CONDRIFT]

<u>RESPONSE</u>	<u>PUNCH</u>	<u>YEAR</u>														
		<u>1972-1982</u>	<u>1982B</u>	<u>1983-87</u>	<u>1987B</u>	<u>1988-91</u>	<u>1993-98</u>	<u>2000</u>	<u>2002</u>	<u>2004</u>	<u>2006</u>	<u>2008</u>	<u>2010</u>	<u>2012</u>	<u>2014</u>	<u>ALL</u>
True	1	0	0	0	0	0	0	0	0	0	1464	1148	744	812	997	5165
False	2	0	0	0	0	0	0	0	0	0	163	155	86	74	130	608
Don't Know	8	0	0	0	0	0	0	0	0	0	235	193	108	110	110	756
No answer	9	0	0	0	0	0	0	0	0	0	2	9	3	6	2	22
Not Applicable	IAP	13626	354	7542	353	5907	10334	2817	2765	2812	2646	518	1103	972	1299	53048

- I. Human beings, as we know them today, developed from earlier species of animals.
(Is that true or false?)

[VAR: EVOLVED]

RESPONSE	PUNCH	YEAR														
		1972-1982	1982B	1983-87	1987B	1988-91	1993-98	2000	2002	2004	2006	2008	2010	2012	2014	ALL
True	1	0	0	0	0	0	0	0	0	0	779	665	449	243	590	2726
False	2	0	0	0	0	0	0	0	0	0	791	651	360	199	511	2512
Don't Know	8	0	0	0	0	0	0	0	0	0	290	177	125	68	133	793
No answer	9	0	0	0	0	0	0	0	0	0	4	12	7	7	5	35
Not Applicable	IAP	13626	354	7542	353	5907	10334	2817	2765	2812	2646	518	1103	1457	1299	53533

REMARKS: See EVOLVED1 as well.

- J. Now, does the Earth go around the Sun, or does the Sun go around the Earth?

[VAR: EARTHSUN]

RESPONSE	PUNCH	YEAR														
		1972-1982	1982B	1983-87	1987B	1988-91	1993-98	2000	2002	2004	2006	2008	2010	2012	2014	ALL
Earth around sun (ASK K)	1	0	0	0	0	0	0	0	0	0	1372	1073	699	707	926	4777
Sun around earth (SKIP TO INTRHOME)	2	0	0	0	0	0	0	0	0	0	342	311	169	203	247	1272
Don't Know (SKIP TO INTRHOME)	8	0	0	0	0	0	0	0	0	0	149	112	71	84	63	479
No answer (SKIP TO INTRHOME)	9	0	0	0	0	0	0	0	0	0	1	9	2	8	3	23
Not Applicable	IAP	13626	354	7542	353	5907	10334	2817	2765	2812	2646	518	1103	972	1299	53048

- K. How long does it take for the Earth to go around the Sun: one day, one month, or one year?

[VAR: SOLARREV]

RESPONSE	PUNCH	YEAR														
		1972-1982	1982B	1983-87	1987B	1988-91	1993-98	2000	2002	2004	2006	2008	2010	2012	2014	ALL
One day	1	0	0	0	0	0	0	0	0	0	261	213	126	119	196	915
One month	2	0	0	0	0	0	0	0	0	0	15	26	18	10	17	86
One year	3	0	0	0	0	0	0	0	0	0	977	756	495	525	644	3397
Other time period (IF VOLUNTEERED)	4	0	0	0	0	0	0	0	0	0	2	1	2	1	1	7
Don't Know	8	0	0	0	0	0	0	0	0	0	117	77	58	52	66	370
No answer	9	0	0	0	0	0	0	0	0	0	1	0	2	8	5	16
Not Applicable	IAP	13626	354	7542	353	5907	10334	2817	2765	2812	3137	950	1343	1259	1609	54808

L. Ordinary tomatoes do not contain genes, while genetically modified tomatoes do.

[VAR: TOMATOES]

RESPONSE	PUNCH	YEAR														
		1972-1982	1982B	1983-87	1987B	1988-91	1993-98	2000	2002	2004	2006	2008	2010	2012	2014	ALL
True	1	0	0	0	0	0	0	0	0	0	0	0	181	0	0	181
False	2	0	0	0	0	0	0	0	0	0	0	0	445	0	0	445
Don't Know	8	0	0	0	0	0	0	0	0	0	0	0	311	0	0	311
No answer	9	0	0	0	0	0	0	0	0	0	0	0	4	0	0	4
Not applicable	IAP	13626	354	7542	353	5907	10334	2817	2765	2812	4510	2023	1103	1974	2538	58658

1070. Now for a few items on you. Do you have access to the Internet in your home?

[VAR: INTRHOME]

RESPONSE	PUNCH	YEAR														
		1972-1982	1982B	1983-87	1987B	1988-91	1993-98	2000	2002	2004	2006	2008	2010	2012	2014	ALL
Yes	1	0	0	0	0	0	0	0	0	0	1187	1031	527	756	1011	4512
No	2	0	0	0	0	0	0	0	0	0	675	461	185	237	227	1785
Don't Know	8	0	0	0	0	0	0	0	0	0	1	6	1	4	0	12
No answer	9	0	0	0	0	0	0	0	0	0	1	7	3	5	1	17
Not Applicable	IAP	13626	354	7542	353	5907	10334	2817	2765	2812	2646	518	1328	972	1299	53273

1071. What is the highest degree you have earned?

[VAR: COLDEG1]

RESPONSE	PUNCH	YEAR														
		1972-1982	1982B	1983-87	1987B	1988-91	1993-98	2000	2002	2004	2006	2008	2010	2012	2014	ALL
Associate's	1	0	0	0	0	0	0	0	0	0	240	128	50	75	82	575
Bachelor's	2	0	0	0	0	0	0	0	0	0	331	254	125	186	220	1116
Master's	3	0	0	0	0	0	0	0	0	0	133	104	66	73	89	465
MBA	4	0	0	0	0	0	0	0	0	0	5	13	4	7	7	36
Law	5	0	0	0	0	0	0	0	0	0	15	8	5	5	8	41
PhD	6	0	0	0	0	0	0	0	0	0	24	15	14	10	19	82
MD	7	0	0	0	0	0	0	0	0	0	6	3	1	3	8	21
Other (Specify)	0	0	0	0	0	0	0	0	0	0	8	4	4	3	5	24
Don't Know	98	0	0	0	0	0	0	0	0	0	0	1	0	0	0	1
No answer	99	0	0	0	0	0	0	0	0	0	1	0	3	0	2	6
Not Applicable	IAP	13626	354	7542	353	5907	10334	2817	2765	2812	3747	1493	1772	1612	2098	57232

[VAR: MAJORCOL] (CONTINUED)

RESPONSE	PUNCH	YEAR														
		1972-1982	1982B	1983-87	1987B	1988-91	1993-98	2000	2002	2004	2006	2008	2010	2012	2014	ALL
Pharmacy	38	0	0	0	0	0	0	0	0	0	2	0	0	2	0	4
Philosophy	39	0	0	0	0	0	0	0	0	0	2	2	0	0	0	4
Physical Education	40	0	0	0	0	0	0	0	0	0	5	2	0	5	3	15
Physics	41	0	0	0	0	0	0	0	0	0	5	2	2	1	2	12
Psychology	42	0	0	0	0	0	0	0	0	0	34	16	10	9	10	79
Political Science/International Relations	43	0	0	0	0	0	0	0	0	0	14	14	5	10	10	53
Sociology	44	0	0	0	0	0	0	0	0	0	7	7	5	6	6	31
Special Education	45	0	0	0	0	0	0	0	0	0	2	0	1	3	0	6
Theater Arts	46	0	0	0	0	0	0	0	0	0	2	1	3	2	0	8
Theology	47	0	0	0	0	0	0	0	0	0	6	3	2	2	3	16
Veterinary Medicine	48	0	0	0	0	0	0	0	0	0	1	3	2	0	1	7
Liberal Arts	49	0	0	0	0	0	0	0	0	0	14	10	8	4	7	43
Other	50	0	0	0	0	0	0	0	0	0	26	10	10	3	6	55
General Sciences	51	0	0	0	0	0	0	0	0	0	21	16	6	5	8	56
Social Work	52	0	0	0	0	0	0	0	0	0	10	8	3	5	9	35
General Studies	53	0	0	0	0	0	0	0	0	0	24	10	1	0	7	42
Other Vocational	54	0	0	0	0	0	0	0	0	0	65	30	4	3	6	108
Health	55	0	0	0	0	0	0	0	0	0	25	15	7	11	18	76
Industrial Relations	56	0	0	0	0	0	0	0	0	0	0	0	1	0	0	1
Child/Human/Family Development	57	0	0	0	0	0	0	0	0	0	0	0	1	3	2	6
Food Science/Nutrition/ Culinary Arts	58	0	0	0	0	0	0	0	0	0	0	0	4	2	1	7
Environmental Science/Ecology	59	0	0	0	0	0	0	0	0	0	0	0	1	0	4	5
Social Sciences	60	0	0	0	0	0	0	0	0	0	0	0	0	0	1	1
Human Services/Human Resources	61	0	0	0	0	0	0	0	0	0	0	0	2	4	5	11
Visual Arts/Graphic Design/ Design and Drafting	62	0	0	0	0	0	0	0	0	0	0	0	0	2	3	5
Fine Arts	63	0	0	0	0	0	0	0	0	0	0	0	0	2	3	5
Humanities	64	0	0	0	0	0	0	0	0	0	0	0	1	0	2	3
Ethnic studies	65	0	0	0	0	0	0	0	0	0	0	0	2	0	1	3
Educational administration	66	0	0	0	0	0	0	0	0	0	0	0	0	0	3	3
Television/Film	67	0	0	0	0	0	0	0	0	0	0	0	1	1	2	4
Aviation/Aeronautics	68	0	0	0	0	0	0	0	0	0	0	0	0	0	0	0
Statistics/Biostatistics	69	0	0	0	0	0	0	0	0	0	0	0	1	0	0	1
Criminology/Criminal Justice	70	0	0	0	0	0	0	0	0	0	0	0	0	9	9	18

[VAR: MAJORCOL] (CONTINUED)

<u>RESPONSE</u>	<u>PUNCH</u>	<u>YEAR</u>														
		<u>1972-1982</u>	<u>1982B</u>	<u>1983-87</u>	<u>1987B</u>	<u>1988-91</u>	<u>1993-98</u>	<u>2000</u>	<u>2002</u>	<u>2004</u>	<u>2006</u>	<u>2008</u>	<u>2010</u>	<u>2012</u>	<u>2014</u>	<u>ALL</u>
Administrative Science/Public Administration	71	0	0	0	0	0	0	0	0	0	0	0	0	2	2	4
Electronics	72	0	0	0	0	0	0	0	0	0	0	0	0	2	2	4
Urban and Regional Planning	73	0	0	0	0	0	0	0	0	0	0	0	0	0	1	1
Mechanics/Machine Trade	74	0	0	0	0	0	0	0	0	0	0	0	0	0	0	0
Dance	75	0	0	0	0	0	0	0	0	0	0	0	0	1	0	1
Gerontology	76	0	0	0	0	0	0	0	0	0	0	0	0	1	0	1
Public Relations	77	0	0	0	0	0	0	0	0	0	0	0	0	0	1	1
Textiles/Cloth	78	0	0	0	0	0	0	0	0	0	0	0	0	1	1	2
Parks and Recreation	79	0	0	0	0	0	0	0	0	0	0	0	0	1	0	1
Information Technology	80	0	0	0	0	0	0	0	0	0	0	0	0	0	2	2
DK/Uncoded	98	0	0	0	0	0	0	0	0	0	47	1	1	3	3	55
No answer	99	0	0	0	0	0	0	0	0	0	227	3	4	0	2	236
Not Applicable	IAP	13626	354	7542	353	5907	10334	2817	2765	2812	3375	1493	1772	1612	2098	56860

1073. Have you ever taken any college-level science courses?

[VAR: COLSCI]

<u>RESPONSE</u>	<u>PUNCH</u>	<u>YEAR</u>														
		<u>1972-1982</u>	<u>1982B</u>	<u>1983-87</u>	<u>1987B</u>	<u>1988-91</u>	<u>1993-98</u>	<u>2000</u>	<u>2002</u>	<u>2004</u>	<u>2006</u>	<u>2008</u>	<u>2010</u>	<u>2012</u>	<u>2014</u>	<u>ALL</u>
Yes	1	0	0	0	0	0	0	0	0	0	824	568	334	414	500	2640
No (GO TO HSMATH)	2	0	0	0	0	0	0	0	0	0	1035	929	379	578	736	3657
Don't Know (GO TO HSMATH)	8	0	0	0	0	0	0	0	0	0	4	4	0	6	2	16
No answer (GO TO HSMATH)	9	0	0	0	0	0	0	0	0	0	1	4	3	4	1	13
Not Applicable	IAP	13626	354	7542	353	5907	10334	2817	2765	2812	2646	518	1328	972	1299	53273

1074. How many college-level science courses have you taken?

[VAR: COLSCINM]

RESPONSE	PUNCH	YEAR														
		1972-1982	1982B	1983-87	1987B	1988-91	1993-98	2000	2002	2004	2006	2008	2010	2012	2014	ALL
1	1	0	0	0	0	0	0	0	0	0	148	84	64	79	88	463
2	2	0	0	0	0	0	0	0	0	0	176	121	72	85	122	576
3	3	0	0	0	0	0	0	0	0	0	98	81	43	55	78	355
4	4	0	0	0	0	0	0	0	0	0	89	67	28	41	49	274
5	5	0	0	0	0	0	0	0	0	0	47	36	20	23	32	158
6	6	0	0	0	0	0	0	0	0	0	33	28	20	17	15	113
7	7	0	0	0	0	0	0	0	0	0	6	12	3	5	5	31
8	8	0	0	0	0	0	0	0	0	0	19	16	8	11	11	65
9	9	0	0	0	0	0	0	0	0	0	6	2	1	2	1	12
10	10	0	0	0	0	0	0	0	0	0	35	16	10	16	17	94
11-19	11-19	0	0	0	0	0	0	0	0	0	50	25	17	21	24	137
20-97	20-97	0	0	0	0	0	0	0	0	0	63	44	31	44	37	219
Don't Know	98	0	0	0	0	0	0	0	0	0	43	35	13	15	20	126
No Answer	99	0	0	0	0	0	0	0	0	0	5	1	7	4	1	18
Not Applicable	IAP	13626	354	7542	353	5907	10334	2817	2765	2812	3692	1455	1707	1556	2038	56958

IF 9 YEARS OF SCHOOL OR MORE (RGRADE = 9-12), ASK HSMATH.

1075. Now, let me ask you to think about the courses you took in high school. What was the highest level of math that you completed in high school?

INSTRUCTION: DO NOT READ RESPONSE OPTIONS

[VAR: HSMATH]

RESPONSE	PUNCH	YEAR														
		1972-1982	1982B	1983-87	1987B	1988-91	1993-98	2000	2002	2004	2006	2008	2010	2012	2014	ALL
No math in HS; Didn't go to HS	0	0	0	0	0	0	0	0	0	0	29	24	3	8	25	89
General math, business, or vocational math	1	0	0	0	0	0	0	0	0	0	266	230	60	114	159	829
Pre-algebra	2	0	0	0	0	0	0	0	0	0	82	57	17	23	50	229
One year of algebra	3	0	0	0	0	0	0	0	0	0	256	201	76	126	168	827
Two years of algebra	4	0	0	0	0	0	0	0	0	0	285	212	109	158	229	993
Geometry (Plane or solid or both)	5	0	0	0	0	0	0	0	0	0	334	236	96	142	187	995
Trigonometry/Linear Programming/Analysis	6	0	0	0	0	0	0	0	0	0	209	183	80	91	121	684
Pre-calculus	7	0	0	0	0	0	0	0	0	0	98	92	40	65	65	360
Calculus	8	0	0	0	0	0	0	0	0	0	180	115	82	106	122	605
Statistics/Probability	9	0	0	0	0	0	0	0	0	0	33	25	17	25	16	116
Other (SPECIFY)	10	0	0	0	0	0	0	0	0	0	15	11	10	3	1	40
Don't Know	98	0	0	0	0	0	0	0	0	0	30	38	20	42	43	173
No answer	99	0	0	0	0	0	0	0	0	0	3	2	64	3	4	76
Not Applicable	IAP	13626	354	7542	353	5907	10334	2817	2765	2812	2690	597	1370	1068	1348	53583

1076. Did you take a high school biology course?

[VAR: HSBIO]

<u>RESPONSE</u>	<u>PUNCH</u>	<u>YEAR</u>														
		<u>1972-1982</u>	<u>1982B</u>	<u>1983-87</u>	<u>1987B</u>	<u>1988-91</u>	<u>1993-98</u>	<u>2000</u>	<u>2002</u>	<u>2004</u>	<u>2006</u>	<u>2008</u>	<u>2010</u>	<u>2012</u>	<u>2014</u>	<u>ALL</u>
Yes	1	0	0	0	0	0	0	0	0	0	1434	1113	496	726	910	4679
No	2	0	0	0	0	0	0	0	0	0	345	300	107	160	260	1172
Don't Know	8	0	0	0	0	0	0	0	0	0	9	11	7	17	18	62
No answer	9	0	0	0	0	0	0	0	0	0	32	2	64	3	2	103
Not Applicable	IAP	13626	354	7542	353	5907	10334	2817	2765	2812	2690	597	1370	1068	1348	53583

1077. Did you take a high school chemistry course?

[VAR: HSCHEM]

<u>RESPONSE</u>	<u>PUNCH</u>	<u>YEAR</u>														
		<u>1972-1982</u>	<u>1982B</u>	<u>1983-87</u>	<u>1987B</u>	<u>1988-91</u>	<u>1993-98</u>	<u>2000</u>	<u>2002</u>	<u>2004</u>	<u>2006</u>	<u>2008</u>	<u>2010</u>	<u>2012</u>	<u>2014</u>	<u>ALL</u>
Yes	1	0	0	0	0	0	0	0	0	0	961	710	357	502	626	3156
No	2	0	0	0	0	0	0	0	0	0	818	705	252	384	553	2712
Don't Know	8	0	0	0	0	0	0	0	0	0	9	9	1	17	9	45
No answer	9	0	0	0	0	0	0	0	0	0	32	2	64	3	2	103
Not Applicable	IAP	13626	354	7542	353	5907	10334	2817	2765	2812	2690	597	1370	1068	1348	53583

1078. Did you take a high school physics course?

[VAR: HSPHYS]

<u>RESPONSE</u>	<u>PUNCH</u>	<u>YEAR</u>														
		<u>1972-1982</u>	<u>1982B</u>	<u>1983-87</u>	<u>1987B</u>	<u>1988-91</u>	<u>1993-98</u>	<u>2000</u>	<u>2002</u>	<u>2004</u>	<u>2006</u>	<u>2008</u>	<u>2010</u>	<u>2012</u>	<u>2014</u>	<u>ALL</u>
Yes	1	0	0	0	0	0	0	0	0	0	555	432	203	307	382	1879
No	2	0	0	0	0	0	0	0	0	0	1222	979	406	577	796	3980
Don't Know	8	0	0	0	0	0	0	0	0	0	11	12	1	19	11	54
No answer	9	0	0	0	0	0	0	0	0	0	32	3	64	3	1	103
Not Applicable	IAP	13626	354	7542	353	5907	10334	2817	2765	2812	2690	597	1370	1068	1348	53583

The next few items concern some public issues.

1079. The first issue is global warming. Global warming means a trend toward warmer temperatures throughout the world, with more extreme weather in many places and changes in food production that could affect our way of life. Some people believe that the burning of gasoline and other fossil fuels causes global warming. Others say that global warming has purely natural causes.

HAND CARD B2

Please look at Card B2. On a scale of 1 to 5, where 1 means "Very Well" and 5 means "Not at All", how well do the following groups understand the causes of global warming?

A. Environmental Scientists

[VAR: GWSCI]

<u>RESPONSE</u>	<u>PUNCH</u>	<u>YEAR</u>														
		<u>1972-1982</u>	<u>1982B</u>	<u>1983-87</u>	<u>1987B</u>	<u>1988-91</u>	<u>1993-98</u>	<u>2000</u>	<u>2002</u>	<u>2004</u>	<u>2006</u>	<u>2008</u>	<u>2010</u>	<u>2012</u>	<u>2014</u>	<u>ALL</u>
1 (Very Well)	1	0	0	0	0	0	0	0	0	0	398	0	187	0	0	585
2	2	0	0	0	0	0	0	0	0	0	202	0	97	0	0	299
3	3	0	0	0	0	0	0	0	0	0	201	0	98	0	0	299
4	4	0	0	0	0	0	0	0	0	0	45	0	42	0	0	87
5 (Not at all)	5	0	0	0	0	0	0	0	0	0	45	0	26	0	0	71
Don't Know	8	0	0	0	0	0	0	0	0	0	34	0	21	0	0	55
No answer	9	0	0	0	0	0	0	0	0	0	3	0	4	0	0	7
Not Applicable	IAP	13626	354	7542	353	5907	10334	2817	2765	2812	3582	2023	1569	1974	2538	58196

B. Elected Officials

[VAR: GWPOL]

<u>RESPONSE</u>	<u>PUNCH</u>	<u>YEAR</u>														
		<u>1972-1982</u>	<u>1982B</u>	<u>1983-87</u>	<u>1987B</u>	<u>1988-91</u>	<u>1993-98</u>	<u>2000</u>	<u>2002</u>	<u>2004</u>	<u>2006</u>	<u>2008</u>	<u>2010</u>	<u>2012</u>	<u>2014</u>	<u>ALL</u>
1 (Very Well)	1	0	0	0	0	0	0	0	0	0	47	0	27	0	0	74
2	2	0	0	0	0	0	0	0	0	0	65	0	43	0	0	108
3	3	0	0	0	0	0	0	0	0	0	286	0	129	0	0	415
4	4	0	0	0	0	0	0	0	0	0	261	0	144	0	0	405
5 (Not at all)	5	0	0	0	0	0	0	0	0	0	228	0	108	0	0	336
Don't Know	8	0	0	0	0	0	0	0	0	0	38	0	20	0	0	58
No answer	9	0	0	0	0	0	0	0	0	0	3	0	4	0	0	7
Not Applicable	IAP	13626	354	7542	353	5907	10334	2817	2765	2812	3582	2023	1569	1974	2538	58196

C. Business Leaders

[VAR: GWBIZ]

RESPONSE	PUNCH	YEAR														
		1972-1982	1982B	1983-87	1987B	1988-91	1993-98	2000	2002	2004	2006	2008	2010	2012	2014	ALL
1 (Very Well)	1	0	0	0	0	0	0	0	0	0	35	0	16	0	0	51
2	2	0	0	0	0	0	0	0	0	0	77	0	43	0	0	120
3	3	0	0	0	0	0	0	0	0	0	273	0	137	0	0	410
4	4	0	0	0	0	0	0	0	0	0	280	0	144	0	0	424
5 (Not at all)	5	0	0	0	0	0	0	0	0	0	225	0	112	0	0	337
Don't Know	8	0	0	0	0	0	0	0	0	0	35	0	17	0	0	52
No answer	9	0	0	0	0	0	0	0	0	0	3	0	6	0	0	9
Not Applicable	IAP	13626	354	7542	353	5907	10334	2817	2765	2812	3582	2023	1569	1974	2538	58196

REMARKS: Hand Card B2 contains responses 1-5.

1080. Please look at Card B3. On a scale of 1 to 5, where 1 means "Near complete agreement" and 5 means "No agreement at all", to what extent do environmental scientists agree among themselves about the existence and causes of global warming?

HAND CARD B3

[VAR: SCIAGRGW]

RESPONSE	PUNCH	YEAR														
		1972-1982	1982B	1983-87	1987B	1988-91	1993-98	2000	2002	2004	2006	2008	2010	2012	2014	ALL
1 (Near Complete Agreement)	1	0	0	0	0	0	0	0	0	0	126	0	56	0	0	182
2	2	0	0	0	0	0	0	0	0	0	264	0	112	0	0	376
3	3	0	0	0	0	0	0	0	0	0	317	0	174	0	0	491
4	4	0	0	0	0	0	0	0	0	0	85	0	49	0	0	134
5 (No agreement at all)	5	0	0	0	0	0	0	0	0	0	58	0	44	0	0	102
Don't Know	8	0	0	0	0	0	0	0	0	0	75	0	34	0	0	109
No answer	9	0	0	0	0	0	0	0	0	0	3	0	6	0	0	9
Not Applicable	IAP	13626	354	7542	353	5907	10334	2817	2765	2812	3582	2023	1569	1974	2538	58196

REMARKS: Hand Card B3 contains responses 1-5.

1081. Please look at Card B4. How much influence should each of the following groups have in deciding what to do about global warming?

HAND CARD B4

A. Environmental scientists. Would you say a great deal of influence, a fair amount, a little influence, or none at all?

[VAR: SCIINFGW]

RESPONSE	PUNCH	YEAR														
		1972-1982	1982B	1983-87	1987B	1988-91	1993-98	2000	2002	2004	2006	2008	2010	2012	2014	ALL
A great deal of influence	1	0	0	0	0	0	0	0	0	0	438	0	219	0	0	657
A fair amount	2	0	0	0	0	0	0	0	0	0	347	0	184	0	0	531
A little influence	3	0	0	0	0	0	0	0	0	0	73	0	42	0	0	115
None at all	4	0	0	0	0	0	0	0	0	0	30	0	10	0	0	40
Don't Know	8	0	0	0	0	0	0	0	0	0	38	0	16	0	0	54
No answer	9	0	0	0	0	0	0	0	0	0	2	0	4	0	0	6
Not Applicable	IAP	13626	354	7542	353	5907	10334	2817	2765	2812	3582	2023	1569	1974	2538	58196

B. Elected officials. Would you say a great deal of influence, a fair amount, a little influence, or none at all?

[VAR: POLINFGW]

RESPONSE	PUNCH	YEAR														
		1972-1982	1982B	1983-87	1987B	1988-91	1993-98	2000	2002	2004	2006	2008	2010	2012	2014	ALL
A great deal of influence	1	0	0	0	0	0	0	0	0	0	150	0	58	0	0	208
A fair amount	2	0	0	0	0	0	0	0	0	0	300	0	162	0	0	462
A little influence	3	0	0	0	0	0	0	0	0	0	305	0	173	0	0	478
None at all	4	0	0	0	0	0	0	0	0	0	132	0	63	0	0	195
Don't Know	8	0	0	0	0	0	0	0	0	0	39	0	15	0	0	54
No answer	9	0	0	0	0	0	0	0	0	0	2	0	4	0	0	6
Not Applicable	IAP	13626	354	7542	353	5907	10334	2817	2765	2812	3582	2023	1569	1974	2538	58196

C. Business Leaders. Would you say a great deal of influence, a fair amount, a little influence, or none at all?

[VAR: BIZINFGW]

<u>RESPONSE</u>	<u>PUNCH</u>	<u>YEAR</u>														
		<u>1972-1982</u>	<u>1982B</u>	<u>1983-87</u>	<u>1987B</u>	<u>1988-91</u>	<u>1993-98</u>	<u>2000</u>	<u>2002</u>	<u>2004</u>	<u>2006</u>	<u>2008</u>	<u>2010</u>	<u>2012</u>	<u>2014</u>	<u>ALL</u>
A great deal of influence	1	0	0	0	0	0	0	0	0	0	91	0	37	0	0	128
A fair amount	2	0	0	0	0	0	0	0	0	0	211	0	110	0	0	321
A little influence	3	0	0	0	0	0	0	0	0	0	340	0	200	0	0	540
None at all	4	0	0	0	0	0	0	0	0	0	241	0	109	0	0	350
Don't Know	8	0	0	0	0	0	0	0	0	0	43	0	15	0	0	58
No answer	9	0	0	0	0	0	0	0	0	0	2	0	4	0	0	6
Not Applicable	IAP	13626	354	7542	353	5907	10334	2817	2765	2812	3582	2023	1569	1974	2538	58196

REMARKS: Hand Card B4 contains responses 1-4.

1082. Please look at Card B5. When making policy recommendations about global warming, on a scale of 1 to 5, to what extent do you think the following groups would support what is best for the country as a whole versus what serves their own narrow interests?

INSTRUCTION: IF ASKED WHAT NARROW INTEREST MEANS: Well, someone might gain financially if a certain policy were adopted or it might advance his or her career.

HAND CARD B5

A. Environmental scientists

[VAR: SCIBSTGW]

<u>RESPONSE</u>	<u>PUNCH</u>	<u>YEAR</u>														
		<u>1972-1982</u>	<u>1982B</u>	<u>1983-87</u>	<u>1987B</u>	<u>1988-91</u>	<u>1993-98</u>	<u>2000</u>	<u>2002</u>	<u>2004</u>	<u>2006</u>	<u>2008</u>	<u>2010</u>	<u>2012</u>	<u>2014</u>	<u>ALL</u>
1 (What is best for the country)	1	0	0	0	0	0	0	0	0	0	368	0	193	0	0	561
2	2	0	0	0	0	0	0	0	0	0	245	0	108	0	0	353
3	3	0	0	0	0	0	0	0	0	0	159	0	84	0	0	243
4	4	0	0	0	0	0	0	0	0	0	50	0	34	0	0	84
5 (Own narrow interests)	5	0	0	0	0	0	0	0	0	0	61	0	29	0	0	90
Don't Know	8	0	0	0	0	0	0	0	0	0	43	0	23	0	0	66
No answer	9	0	0	0	0	0	0	0	0	0	2	0	4	0	0	6
Not Applicable	IAP	13626	354	7542	353	5907	10334	2817	2765	2812	3582	2023	1569	1974	2538	58196

B. Elected Officials

[VAR: POLBSTGW]

RESPONSE	PUNCH	YEAR														
		<u>1972-1982</u>	<u>1982B</u>	<u>1983-87</u>	<u>1987B</u>	<u>1988-91</u>	<u>1993-98</u>	<u>2000</u>	<u>2002</u>	<u>2004</u>	<u>2006</u>	<u>2008</u>	<u>2010</u>	<u>2012</u>	<u>2014</u>	<u>ALL</u>
1 (What is best for the country)	1	0	0	0	0	0	0	0	0	0	81	0	41	0	0	122
2	2	0	0	0	0	0	0	0	0	0	88	0	48	0	0	136
3	3	0	0	0	0	0	0	0	0	0	236	0	128	0	0	364
4	4	0	0	0	0	0	0	0	0	0	222	0	113	0	0	335
5 (Own narrow interests)	5	0	0	0	0	0	0	0	0	0	252	0	117	0	0	369
Don't Know	8	0	0	0	0	0	0	0	0	0	47	0	23	0	0	70
No answer	9	0	0	0	0	0	0	0	0	0	2	0	5	0	0	7
Not Applicable	IAP	13626	354	7542	353	5907	10334	2817	2765	2812	3582	2023	1569	1974	2538	58196

C. Business Leaders

[VAR: BIZBSTGW]

RESPONSE	PUNCH	YEAR														
		<u>1972-1982</u>	<u>1982B</u>	<u>1983-87</u>	<u>1987B</u>	<u>1988-91</u>	<u>1993-98</u>	<u>2000</u>	<u>2002</u>	<u>2004</u>	<u>2006</u>	<u>2008</u>	<u>2010</u>	<u>2012</u>	<u>2014</u>	<u>ALL</u>
1 (What is best for the country)	1	0	0	0	0	0	0	0	0	0	51	0	25	0	0	76
2	2	0	0	0	0	0	0	0	0	0	39	0	25	0	0	64
3	3	0	0	0	0	0	0	0	0	0	212	0	118	0	0	330
4	4	0	0	0	0	0	0	0	0	0	259	0	126	0	0	385
5 (Own narrow interests)	5	0	0	0	0	0	0	0	0	0	320	0	156	0	0	476
Don't Know	8	0	0	0	0	0	0	0	0	0	45	0	20	0	0	65
No answer	9	0	0	0	0	0	0	0	0	0	2	0	5	0	0	7
Not Applicable	IAP	13626	354	7542	353	5907	10334	2817	2765	2812	3582	2023	1569	1974	2538	58196

REMARKS: Hand Card B5 contains responses 1-5.

1083. How much do you favor or oppose requiring car makers to make cars and trucks that use less gasoline?
Do you strongly favor, favor, neither favor nor oppose, oppose, or strongly oppose such a requirement?

[VAR: GASREGS]

RESPONSE	PUNCH	YEAR														
		<u>1972-1982</u>	<u>1982B</u>	<u>1983-87</u>	<u>1987B</u>	<u>1988-91</u>	<u>1993-98</u>	<u>2000</u>	<u>2002</u>	<u>2004</u>	<u>2006</u>	<u>2008</u>	<u>2010</u>	<u>2012</u>	<u>2014</u>	<u>ALL</u>
Strongly Favor	1	0	0	0	0	0	0	0	0	0	645	0	0	0	0	645
Favor	2	0	0	0	0	0	0	0	0	0	197	0	0	0	0	197
Neither favor nor oppose	3	0	0	0	0	0	0	0	0	0	52	0	0	0	0	52
Oppose	4	0	0	0	0	0	0	0	0	0	14	0	0	0	0	14
Strongly Oppose	5	0	0	0	0	0	0	0	0	0	9	0	0	0	0	9
Don't Know	8	0	0	0	0	0	0	0	0	0	10	0	0	0	0	10
No answer	9	0	0	0	0	0	0	0	0	0	1	0	0	0	0	1
Not Applicable	IAP	13626	354	7542	353	5907	10334	2817	2765	2812	3582	2023	2044	1974	2538	58671

1084. Here is another public issue: research that uses human embryonic stem cells. These are cells from human embryos that can develop into many different types of tissue. Some say that cells taken from human embryos are uniquely valuable in medical research. Others say that the same discoveries can be made without destroying living embryos.

HAND CARD
B6

Please look at Card B6. (On a scale of 1 to 5, where 1 means "Very Well" and 5 means "Not at All"), how well do the following groups understand stem cell research?

A. Medical researchers

[VAR: SCMED]

RESPONSE	PUNCH	YEAR														
		<u>1972-1982</u>	<u>1982B</u>	<u>1983-87</u>	<u>1987B</u>	<u>1988-91</u>	<u>1993-98</u>	<u>2000</u>	<u>2002</u>	<u>2004</u>	<u>2006</u>	<u>2008</u>	<u>2010</u>	<u>2012</u>	<u>2014</u>	<u>ALL</u>
1 (Very well)	1	0	0	0	0	0	0	0	0	0	453	0	232	0	0	685
2	2	0	0	0	0	0	0	0	0	0	233	0	123	0	0	356
3	3	0	0	0	0	0	0	0	0	0	138	0	63	0	0	201
4	4	0	0	0	0	0	0	0	0	0	20	0	14	0	0	34
5 (Not at all)	5	0	0	0	0	0	0	0	0	0	28	0	11	0	0	39
Don't Know	8	0	0	0	0	0	0	0	0	0	53	0	28	0	0	81
No answer	9	0	0	0	0	0	0	0	0	0	3	0	4	0	0	7
Not Applicable	IAP	13626	354	7542	353	5907	10334	2817	2765	2812	3582	2023	1569	1974	2538	58196

B. Religious leaders

[VAR: SCRELIG]

RESPONSE	PUNCH	YEAR														
		1972-1982	1982B	1983-87	1987B	1988-91	1993-98	2000	2002	2004	2006	2008	2010	2012	2014	ALL
1 (Very well)	1	0	0	0	0	0	0	0	0	0	50	0	26	0	0	76
2	2	0	0	0	0	0	0	0	0	0	75	0	29	0	0	104
3	3	0	0	0	0	0	0	0	0	0	241	0	113	0	0	354
4	4	0	0	0	0	0	0	0	0	0	267	0	153	0	0	420
5 (Not at all)	5	0	0	0	0	0	0	0	0	0	237	0	122	0	0	359
Don't Know	8	0	0	0	0	0	0	0	0	0	55	0	28	0	0	83
No answer	9	0	0	0	0	0	0	0	0	0	3	0	4	0	0	7
Not Applicable	IAP	13626	354	7542	353	5907	10334	2817	2765	2812	3582	2023	1569	1974	2538	58196

C. Elected Officials

[VAR: SCPOL]

RESPONSE	PUNCH	YEAR														
		1972-1982	1982B	1983-87	1987B	1988-91	1993-98	2000	2002	2004	2006	2008	2010	2012	2014	ALL
1 (Very well)	1	0	0	0	0	0	0	0	0	0	30	0	16	0	0	46
2	2	0	0	0	0	0	0	0	0	0	59	0	32	0	0	91
3	3	0	0	0	0	0	0	0	0	0	310	0	164	0	0	474
4	4	0	0	0	0	0	0	0	0	0	258	0	139	0	0	397
5 (Not at all)	5	0	0	0	0	0	0	0	0	0	210	0	97	0	0	307
Don't Know	8	0	0	0	0	0	0	0	0	0	58	0	22	0	0	80
No answer	9	0	0	0	0	0	0	0	0	0	3	0	5	0	0	8
Not Applicable	IAP	13626	354	7542	353	5907	10334	2817	2765	2812	3582	2023	1569	1974	2538	58196

REMARKS: Hand Card B6 contains responses 1-5.

1085. Please look at Card B7. (On a scale of 1 to 5, where 1 means "Near complete agreement" and 5 means "No agreement at all") to what extent do medical researchers agree on the importance of stem cells for research?

HAND CARD
B7

[VAR: MEDAGRSC]

RESPONSE	PUNCH	YEAR														
		1972-1982	1982B	1983-87	1987B	1988-91	1993-98	2000	2002	2004	2006	2008	2010	2012	2014	ALL
1 (Near complete agreement)	1	0	0	0	0	0	0	0	0	0	189	0	119	0	0	308
2	2	0	0	0	0	0	0	0	0	0	316	0	157	0	0	473
3	3	0	0	0	0	0	0	0	0	0	260	0	110	0	0	370
4	4	0	0	0	0	0	0	0	0	0	42	0	26	0	0	68
5 (No agreement at all)	5	0	0	0	0	0	0	0	0	0	44	0	18	0	0	62
Don't Know	8	0	0	0	0	0	0	0	0	0	74	0	40	0	0	114
No answer	9	0	0	0	0	0	0	0	0	0	3	0	5	0	0	8
Not Applicable	IAP	13626	354	7542	353	5907	10334	2817	2765	2812	3582	2023	1569	1974	2538	58196

REMARKS: Hand Card B7 contains responses 1-5.

1086. Please look at Card B8. How much influence should each of the following groups have in deciding about government funding for stem cell research?

HAND CARD
B8

A. Medical researchers. (Would you say a great deal of influence, a fair amount, a little influence, or none at all?)

[VAR: MEDINFSC]

RESPONSE	PUNCH	YEAR														
		1972-1982	1982B	1983-87	1987B	1988-91	1993-98	2000	2002	2004	2006	2008	2010	2012	2014	ALL
A great deal of influence	1	0	0	0	0	0	0	0	0	0	360	0	179	0	0	539
A fair amount	2	0	0	0	0	0	0	0	0	0	384	0	207	0	0	591
A little influence	3	0	0	0	0	0	0	0	0	0	103	0	54	0	0	157
None at all	4	0	0	0	0	0	0	0	0	0	33	0	14	0	0	47
Don't Know	8	0	0	0	0	0	0	0	0	0	45	0	16	0	0	61
No answer	9	0	0	0	0	0	0	0	0	0	3	0	5	0	0	8
Not Applicable	IAP	13626	354	7542	353	5907	10334	2817	2765	2812	3582	2023	1569	1974	2538	58196

B. Religious leaders. (Would you say a great deal of influence, a fair amount, a little influence, or none at all?)

[VAR: RELINFSC]

<u>RESPONSE</u>	<u>PUNCH</u>	<u>YEAR</u>														
		<u>1972-1982</u>	<u>1982B</u>	<u>1983-87</u>	<u>1987B</u>	<u>1988-91</u>	<u>1993-98</u>	<u>2000</u>	<u>2002</u>	<u>2004</u>	<u>2006</u>	<u>2008</u>	<u>2010</u>	<u>2012</u>	<u>2014</u>	<u>ALL</u>
A great deal of influence	1	0	0	0	0	0	0	0	0	0	68	0	34	0	0	102
A fair amount	2	0	0	0	0	0	0	0	0	0	197	0	85	0	0	282
A little influence	3	0	0	0	0	0	0	0	0	0	345	0	174	0	0	519
None at all	4	0	0	0	0	0	0	0	0	0	265	0	159	0	0	424
Don't Know	8	0	0	0	0	0	0	0	0	0	49	0	19	0	0	68
No answer	9	0	0	0	0	0	0	0	0	0	4	0	4	0	0	8
Not Applicable	IAP	13626	354	7542	353	5907	10334	2817	2765	2812	3582	2023	1569	1974	2538	58196

C. Elected Officials. (Would you say a great deal of influence, a fair amount, a little influence, or none at all?)

[VAR: POLINFSC]

<u>RESPONSE</u>	<u>PUNCH</u>	<u>YEAR</u>														
		<u>1972-1982</u>	<u>1982B</u>	<u>1983-87</u>	<u>1987B</u>	<u>1988-91</u>	<u>1993-98</u>	<u>2000</u>	<u>2002</u>	<u>2004</u>	<u>2006</u>	<u>2008</u>	<u>2010</u>	<u>2012</u>	<u>2014</u>	<u>ALL</u>
A great deal of influence	1	0	0	0	0	0	0	0	0	0	111	0	48	0	0	159
A fair amount	2	0	0	0	0	0	0	0	0	0	317	0	159	0	0	476
A little influence	3	0	0	0	0	0	0	0	0	0	292	0	165	0	0	457
None at all	4	0	0	0	0	0	0	0	0	0	152	0	81	0	0	233
Don't Know	8	0	0	0	0	0	0	0	0	0	51	0	18	0	0	69
No answer	9	0	0	0	0	0	0	0	0	0	5	0	4	0	0	9
Not Applicable	IAP	13626	354	7542	353	5907	10334	2817	2765	2812	3582	2023	1569	1974	2538	58196

REMARKS: Hand Card B8 contains responses 1-4.

1087. Please look at Card B9. When making policy recommendations about stem cell research, to what extent do you think the following groups would support what is best for the country as a whole or what serves their own narrow interests?

INSTRUCTION: IF ASKED WHAT NARROW INTEREST MEANS: Well, someone might gain financially if a certain policy were adopted or it might advance his or her career.

HAND CARD B9

A. Medical researchers

[VAR: MEDBSTSC]

RESPONSE	PUNCH	YEAR														
		<u>1972-1982</u>	<u>1982B</u>	<u>1983-87</u>	<u>1987B</u>	<u>1988-91</u>	<u>1993-98</u>	<u>2000</u>	<u>2002</u>	<u>2004</u>	<u>2006</u>	<u>2008</u>	<u>2010</u>	<u>2012</u>	<u>2014</u>	<u>ALL</u>
1 (What is best for the country)	1	0	0	0	0	0	0	0	0	0	304	0	136	0	0	440
2	2	0	0	0	0	0	0	0	0	0	240	0	135	0	0	375
3	3	0	0	0	0	0	0	0	0	0	188	0	113	0	0	301
4	4	0	0	0	0	0	0	0	0	0	82	0	43	0	0	125
5 (Own narrow interests)	5	0	0	0	0	0	0	0	0	0	69	0	22	0	0	91
Don't Know	8	0	0	0	0	0	0	0	0	0	42	0	21	0	0	63
No answer	9	0	0	0	0	0	0	0	0	0	3	0	5	0	0	8
Not Applicable	IAP	13626	354	7542	353	5907	10334	2817	2765	2812	3582	2023	1569	1974	2538	58196

B. Religious leaders

[VAR: RELBSTSC]

RESPONSE	PUNCH	YEAR														
		<u>1972-1982</u>	<u>1982B</u>	<u>1983-87</u>	<u>1987B</u>	<u>1988-91</u>	<u>1993-98</u>	<u>2000</u>	<u>2002</u>	<u>2004</u>	<u>2006</u>	<u>2008</u>	<u>2010</u>	<u>2012</u>	<u>2014</u>	<u>ALL</u>
1 (What is best for the country)	1	0	0	0	0	0	0	0	0	0	112	0	38	0	0	150
2	2	0	0	0	0	0	0	0	0	0	108	0	46	0	0	154
3	3	0	0	0	0	0	0	0	0	0	218	0	112	0	0	330
4	4	0	0	0	0	0	0	0	0	0	190	0	120	0	0	310
5 (Own narrow interests)	5	0	0	0	0	0	0	0	0	0	245	0	129	0	0	374
Don't Know	8	0	0	0	0	0	0	0	0	0	51	0	24	0	0	75
No answer	9	0	0	0	0	0	0	0	0	0	4	0	6	0	0	10
Not Applicable	IAP	13626	354	7542	353	5907	10334	2817	2765	2812	3582	2023	1569	1974	2538	58196

C. Elected officials

[VAR: POLBSTSC]

RESPONSE	PUNCH	YEAR														
		1972-1982	1982B	1983-87	1987B	1988-91	1993-98	2000	2002	2004	2006	2008	2010	2012	2014	ALL
1 (What is best for the country)	1	0	0	0	0	0	0	0	0	0	77	0	24	0	0	101
2	2	0	0	0	0	0	0	0	0	0	70	0	53	0	0	123
3	3	0	0	0	0	0	0	0	0	0	293	0	141	0	0	434
4	4	0	0	0	0	0	0	0	0	0	216	0	118	0	0	334
5 (Own narrow interests)	5	0	0	0	0	0	0	0	0	0	226	0	115	0	0	341
Don't Know	8	0	0	0	0	0	0	0	0	0	43	0	19	0	0	62
No answer	9	0	0	0	0	0	0	0	0	0	3	0	5	0	0	8
Not Applicable	IAP	13626	354	7542	353	5907	10334	2817	2765	2812	3582	2023	1569	1974	2538	58196

REMARKS: Hand Card B9 contains responses 1-5.

1088. Recently, there has been controversy over whether the government should provide any funds at all for scientific research that uses "stem cells" taken from human embryos. Would you say the government...

[VAR: SCRESRCH]

RESPONSE	PUNCH	YEAR														
		1972-1982	1982B	1983-87	1987B	1988-91	1993-98	2000	2002	2004	2006	2008	2010	2012	2014	ALL
Definitely should fund such research	1	0	0	0	0	0	0	0	0	0	260	0	139	0	0	399
Probably should fund such research	2	0	0	0	0	0	0	0	0	0	375	0	200	0	0	575
Probably should not fund such research	3	0	0	0	0	0	0	0	0	0	128	0	61	0	0	189
Definitely should not fund such research	4	0	0	0	0	0	0	0	0	0	92	0	43	0	0	135
Don't Know	8	0	0	0	0	0	0	0	0	0	64	0	25	0	0	89
No answer	9	0	0	0	0	0	0	0	0	0	9	0	7	0	0	16
Not Applicable	IAP	13626	354	7542	353	5907	10334	2817	2765	2812	3582	2023	1569	1974	2538	58196

ALL RESPONSES SKIP TO SCIIMP1.

The next few items concern some public issues.

HAND CARD B10

1089. The first issue is federal income taxes. Some people say that reducing income taxes almost always helps the economy grow. Others say that reducing income taxes has very little long-term impact on economic growth but could cause a big increase in the deficit. Please look at Card B10. (On a scale of 1 to 5, where 1 means "Very Well" and 5 means "Not at All"), how well do the following groups understand the likely effects of reducing federal income taxes?

A. Economists

[VAR: TXECO]

RESPONSE	PUNCH	YEAR														
		<u>1972-1982</u>	<u>1982B</u>	<u>1983-87</u>	<u>1987B</u>	<u>1988-91</u>	<u>1993-98</u>	<u>2000</u>	<u>2002</u>	<u>2004</u>	<u>2006</u>	<u>2008</u>	<u>2010</u>	<u>2012</u>	<u>2014</u>	<u>ALL</u>
1 (Very well)	1	0	0	0	0	0	0	0	0	0	298	0	103	0	0	401
2	2	0	0	0	0	0	0	0	0	0	169	0	116	0	0	285
3	3	0	0	0	0	0	0	0	0	0	279	0	136	0	0	415
4	4	0	0	0	0	0	0	0	0	0	61	0	42	0	0	103
5 (Not at all)	5	0	0	0	0	0	0	0	0	0	69	0	38	0	0	107
Don't Know	8	0	0	0	0	0	0	0	0	0	59	0	28	0	0	87
No answer	9	0	0	0	0	0	0	0	0	0	1	0	3	0	0	4
Not Applicable	IAP	13626	354	7542	353	5907	10334	2817	2765	2812	3574	2023	1578	1974	2538	58197

B. Business leaders

[VAR: TXBIZ]

RESPONSE	PUNCH	YEAR														
		<u>1972-1982</u>	<u>1982B</u>	<u>1983-87</u>	<u>1987B</u>	<u>1988-91</u>	<u>1993-98</u>	<u>2000</u>	<u>2002</u>	<u>2004</u>	<u>2006</u>	<u>2008</u>	<u>2010</u>	<u>2012</u>	<u>2014</u>	<u>ALL</u>
1 (Very well)	1	0	0	0	0	0	0	0	0	0	157	0	66	0	0	223
2	2	0	0	0	0	0	0	0	0	0	262	0	112	0	0	374
3	3	0	0	0	0	0	0	0	0	0	295	0	152	0	0	447
4	4	0	0	0	0	0	0	0	0	0	111	0	63	0	0	174
5 (Not at all)	5	0	0	0	0	0	0	0	0	0	65	0	43	0	0	108
Don't Know	8	0	0	0	0	0	0	0	0	0	46	0	27	0	0	73
No answer	9	0	0	0	0	0	0	0	0	0	0	0	3	0	0	3
Not Applicable	IAP	13626	354	7542	353	5907	10334	2817	2765	2812	3574	2023	1578	1974	2538	58197

C. Elected Officials

[VAR: TXPOL]

RESPONSE	PUNCH	YEAR														
		1972-1982	1982B	1983-87	1987B	1988-91	1993-98	2000	2002	2004	2006	2008	2010	2012	2014	ALL
1 (Very well)	1	0	0	0	0	0	0	0	0	0	106	0	52	0	0	158
2	2	0	0	0	0	0	0	0	0	0	143	0	67	0	0	210
3	3	0	0	0	0	0	0	0	0	0	320	0	155	0	0	475
4	4	0	0	0	0	0	0	0	0	0	177	0	93	0	0	270
5 (Not at all)	5	0	0	0	0	0	0	0	0	0	143	0	73	0	0	216
Don't Know	8	0	0	0	0	0	0	0	0	0	45	0	23	0	0	68
No answer	9	0	0	0	0	0	0	0	0	0	2	0	3	0	0	5
Not Applicable	IAP	13626	354	7542	353	5907	10334	2817	2765	2812	3574	2023	1578	1974	2538	58197

REMARKS: Hand Card B10 contains responses 1-5.

1090. Please look at Card B11. On a scale of 1 to 5, where 1 means "Near complete agreement" and 5 means "No agreement at all", to what extent do economists agree on the effects of reducing federal income taxes?

HAND CARD B11

[VAR: ECOAGREE]

RESPONSE	PUNCH	YEAR														
		1972-1982	1982B	1983-87	1987B	1988-91	1993-98	2000	2002	2004	2006	2008	2010	2012	2014	ALL
1 (Near Complete agreement)	1	0	0	0	0	0	0	0	0	0	43	0	21	0	0	64
2	2	0	0	0	0	0	0	0	0	0	135	0	61	0	0	196
3	3	0	0	0	0	0	0	0	0	0	373	0	188	0	0	561
4	4	0	0	0	0	0	0	0	0	0	141	0	68	0	0	209
5 (No agreement at all)	5	0	0	0	0	0	0	0	0	0	119	0	68	0	0	187
Don't Know	8	0	0	0	0	0	0	0	0	0	124	0	52	0	0	176
No answer	9	0	0	0	0	0	0	0	0	0	1	0	8	0	0	9
Not Applicable	IAP	13626	354	7542	353	5907	10334	2817	2765	2812	3574	2023	1578	1974	2538	58197

REMARKS: Hand Card B11 contains responses 1-5.

1091. Please look at Card B12. How much influence should each of the following groups have in deciding whether to reduce federal income taxes?

HAND CARD B12

A. Economists. (Would you say a great deal of influence, a fair amount, a little influence, or none at all?)

[VAR: ECOINFTX]

RESPONSE	PUNCH	YEAR														
		1972-1982	1982B	1983-87	1987B	1988-91	1993-98	2000	2002	2004	2006	2008	2010	2012	2014	ALL
A great deal of influence	1	0	0	0	0	0	0	0	0	0	188	0	87	0	0	275
A fair amount	2	0	0	0	0	0	0	0	0	0	466	0	239	0	0	705
A little influence	3	0	0	0	0	0	0	0	0	0	176	0	88	0	0	264
None at all	4	0	0	0	0	0	0	0	0	0	45	0	23	0	0	68
Don't Know	8	0	0	0	0	0	0	0	0	0	61	0	25	0	0	86
No answer	9	0	0	0	0	0	0	0	0	0	0	0	4	0	0	4
Not Applicable	IAP	13626	354	7542	353	5907	10334	2817	2765	2812	3574	2023	1578	1974	2538	58197

B. Business leaders. (Would you say a great deal of influence, a fair amount, a little influence, or none at all?)

[VAR: BIZINFTX]

RESPONSE	PUNCH	YEAR														
		1972-1982	1982B	1983-87	1987B	1988-91	1993-98	2000	2002	2004	2006	2008	2010	2012	2014	ALL
A great deal of influence	1	0	0	0	0	0	0	0	0	0	94	0	53	0	0	147
A fair amount	2	0	0	0	0	0	0	0	0	0	364	0	189	0	0	553
A little influence	3	0	0	0	0	0	0	0	0	0	319	0	152	0	0	471
None at all	4	0	0	0	0	0	0	0	0	0	111	0	49	0	0	160
Don't Know	8	0	0	0	0	0	0	0	0	0	48	0	19	0	0	67
No answer	9	0	0	0	0	0	0	0	0	0	0	0	4	0	0	4
Not Applicable	IAP	13626	354	7542	353	5907	10334	2817	2765	2812	3574	2023	1578	1974	2538	58197

C. Elected officials. (Would you say a great deal of influence, a fair amount, a little influence, or none at all?)

[VAR: POLINFTX]

RESPONSE	PUNCH	YEAR														
		1972-1982	1982B	1983-87	1987B	1988-91	1993-98	2000	2002	2004	2006	2008	2010	2012	2014	ALL
A great deal of influence	1	0	0	0	0	0	0	0	0	0	203	0	101	0	0	304
A fair amount	2	0	0	0	0	0	0	0	0	0	350	0	186	0	0	536
A little influence	3	0	0	0	0	0	0	0	0	0	236	0	112	0	0	348
None at all	4	0	0	0	0	0	0	0	0	0	101	0	41	0	0	142
Don't Know	8	0	0	0	0	0	0	0	0	0	46	0	20	0	0	66
No answer	9	0	0	0	0	0	0	0	0	0	0	0	6	0	0	6
Not Applicable	IAP	13626	354	7542	353	5907	10334	2817	2765	2812	3574	2023	1578	1974	2538	58197

REMARKS: Hand Card B12 contains responses 1-4.

1092. Please look at Card B14. When making policy recommendations about federal income taxes, on a scale of 1 to 5, to what extent do you think the following groups would support what is best for the country as a whole or what serves their own narrow interests?

INSTRUCTION: IF ASKED WHAT NARROW INTEREST MEANS: Well, someone might gain financially if a certain policy were adopted or it might advance his or her career.

HAND CARD B14

A. Economists

[VAR: ECOBSTTX]

RESPONSE	PUNCH	YEAR														
		1972-1982	1982B	1983-87	1987B	1988-91	1993-98	2000	2002	2004	2006	2008	2010	2012	2014	ALL
1 (What is best for the country)	1	0	0	0	0	0	0	0	0	0	211	0	80	0	0	291
2	2	0	0	0	0	0	0	0	0	0	259	0	133	0	0	392
3	3	0	0	0	0	0	0	0	0	0	231	0	135	0	0	366
4	4	0	0	0	0	0	0	0	0	0	90	0	49	0	0	139
5 (Own narrow interests)	5	0	0	0	0	0	0	0	0	0	84	0	42	0	0	126
Don't Know	8	0	0	0	0	0	0	0	0	0	61	0	23	0	0	84
No answer	9	0	0	0	0	0	0	0	0	0	0	0	4	0	0	4
Not Applicable	IAP	13626	354	7542	353	5907	10334	2817	2765	2812	3574	2023	1578	1974	2538	58197

B. Business leaders

[VAR: BIZBSTTX]

RESPONSE	PUNCH	YEAR														
		<u>1972-1982</u>	<u>1982B</u>	<u>1983-87</u>	<u>1987B</u>	<u>1988-91</u>	<u>1993-98</u>	<u>2000</u>	<u>2002</u>	<u>2004</u>	<u>2006</u>	<u>2008</u>	<u>2010</u>	<u>2012</u>	<u>2014</u>	<u>ALL</u>
1 (What is best for the country)	1	0	0	0	0	0	0	0	0	0	35	0	22	0	0	57
2	2	0	0	0	0	0	0	0	0	0	74	0	50	0	0	124
3	3	0	0	0	0	0	0	0	0	0	229	0	106	0	0	335
4	4	0	0	0	0	0	0	0	0	0	283	0	144	0	0	427
5 (Own narrow interests)	5	0	0	0	0	0	0	0	0	0	268	0	121	0	0	389
Don't Know	8	0	0	0	0	0	0	0	0	0	47	0	19	0	0	66
No answer	9	0	0	0	0	0	0	0	0	0	0	0	4	0	0	4
Not Applicable	IAP	13626	354	7542	353	5907	10334	2817	2765	2812	3574	2023	1578	1974	2538	58197

C. Elected officials

[VAR: POLBSTTX]

RESPONSE	PUNCH	YEAR														
		<u>1972-1982</u>	<u>1982B</u>	<u>1983-87</u>	<u>1987B</u>	<u>1988-91</u>	<u>1993-98</u>	<u>2000</u>	<u>2002</u>	<u>2004</u>	<u>2006</u>	<u>2008</u>	<u>2010</u>	<u>2012</u>	<u>2014</u>	<u>ALL</u>
1 (What is best for the country)	1	0	0	0	0	0	0	0	0	0	73	0	40	0	0	113
2	2	0	0	0	0	0	0	0	0	0	117	0	58	0	0	175
3	3	0	0	0	0	0	0	0	0	0	241	0	121	0	0	362
4	4	0	0	0	0	0	0	0	0	0	219	0	108	0	0	327
5 (Own narrow interests)	5	0	0	0	0	0	0	0	0	0	247	0	112	0	0	359
Don't Know	8	0	0	0	0	0	0	0	0	0	39	0	23	0	0	62
No answer	9	0	0	0	0	0	0	0	0	0	0	0	4	0	0	4
Not Applicable	IAP	13626	354	7542	353	5907	10334	2817	2765	2812	3574	2023	1578	1974	2538	58197

REMARKS: Hand Card B14 contains responses 1-5.

1093. Here is another public issue: genetically modified foods. Genetically modified foods come from plants or animals whose characteristics have been changed by the alteration, addition, or deletion of DNA in their genetic material using advanced laboratory techniques.

Some say that genetically modified foods are unsafe and pose risks for human health. Others say that they are safe and necessary to reduce world hunger. Please look at Card B15. (On a scale of 1 to 5, where 1 means "Very Well" and 5 means "Not at All"), how well do the following groups understand the risks posed by genetically modified foods?

INSTRUCTION: IF ASKED WHAT "ADVANCED LABORATORY TECHNIQUES" MEANS: This typically involves "recombinant DNA" or "gene splicing," in which genetic material from one organism is inserted into the genes of another. Sometimes, the two organisms are members of different species.

HAND CARD B15

A. Medical researchers

[VAR: GMMED]

RESPONSE	PUNCH	YEAR														
		1972-1982	1982B	1983-87	1987B	1988-91	1993-98	2000	2002	2004	2006	2008	2010	2012	2014	ALL
1 (Very well)	1	0	0	0	0	0	0	0	0	0	296	0	0	0	0	296
2	2	0	0	0	0	0	0	0	0	0	284	0	0	0	0	284
3	3	0	0	0	0	0	0	0	0	0	178	0	0	0	0	178
4	4	0	0	0	0	0	0	0	0	0	70	0	0	0	0	70
5 (Not at all)	5	0	0	0	0	0	0	0	0	0	53	0	0	0	0	53
Don't Know	8	0	0	0	0	0	0	0	0	0	54	0	0	0	0	54
No answer	9	0	0	0	0	0	0	0	0	0	1	0	0	0	0	1
Not Applicable	IAP	13626	354	7542	353	5907	10334	2817	2765	2812	3574	2023	2044	1974	2538	58663

B. Elected officials

[VAR: GMPOL]

RESPONSE	PUNCH	YEAR														
		1972-1982	1982B	1983-87	1987B	1988-91	1993-98	2000	2002	2004	2006	2008	2010	2012	2014	ALL
1 (Very well)	1	0	0	0	0	0	0	0	0	0	33	0	0	0	0	33
2	2	0	0	0	0	0	0	0	0	0	47	0	0	0	0	47
3	3	0	0	0	0	0	0	0	0	0	209	0	0	0	0	209
4	4	0	0	0	0	0	0	0	0	0	311	0	0	0	0	311
5 (Not at all)	5	0	0	0	0	0	0	0	0	0	285	0	0	0	0	285
Don't Know	8	0	0	0	0	0	0	0	0	0	51	0	0	0	0	51
No answer	9	0	0	0	0	0	0	0	0	0	0	0	0	0	0	0
Not Applicable	IAP	13626	354	7542	353	5907	10334	2817	2765	2812	3574	2023	2044	1974	2538	58663

C. Business leaders

[VAR: GMBIZ]

RESPONSE	PUNCH	YEAR														
		1972-1982	1982B	1983-87	1987B	1988-91	1993-98	2000	2002	2004	2006	2008	2010	2012	2014	ALL
1 (Very well)	1	0	0	0	0	0	0	0	0	0	37	0	0	0	0	37
2	2	0	0	0	0	0	0	0	0	0	71	0	0	0	0	71
3	3	0	0	0	0	0	0	0	0	0	225	0	0	0	0	225
4	4	0	0	0	0	0	0	0	0	0	285	0	0	0	0	285
5 (Not at all)	5	0	0	0	0	0	0	0	0	0	266	0	0	0	0	266
Don't Know	8	0	0	0	0	0	0	0	0	0	52	0	0	0	0	52
No answer	9	0	0	0	0	0	0	0	0	0	0	0	0	0	0	0
Not Applicable	IAP	13626	354	7542	353	5907	10334	2817	2765	2812	3574	2023	2044	1974	2538	58663

REMARKS: Hand Card B15 contains responses 1-5.

1094. Please look at Card B16. (On a scale of 1 to 5, where 1 means "Near complete agreement" and 5 means "No agreement at all") to what extent do medical researchers agree on the risks and benefits of genetically modified foods?

HAND CARD B16

[VAR: MEDAGRGM]

RESPONSE	PUNCH	YEAR														
		1972-1982	1982B	1983-87	1987B	1988-91	1993-98	2000	2002	2004	2006	2008	2010	2012	2014	ALL
1 (Near complete agreement)	1	0	0	0	0	0	0	0	0	0	76	0	0	0	0	76
2	2	0	0	0	0	0	0	0	0	0	180	0	0	0	0	180
3	3	0	0	0	0	0	0	0	0	0	382	0	0	0	0	382
4	4	0	0	0	0	0	0	0	0	0	101	0	0	0	0	101
5 (No agreement at all)	5	0	0	0	0	0	0	0	0	0	76	0	0	0	0	76
Don't Know	8	0	0	0	0	0	0	0	0	0	121	0	0	0	0	121
No answer	9	0	0	0	0	0	0	0	0	0	0	0	0	0	0	0
Not Applicable	IAP	13626	354	7542	353	5907	10334	2817	2765	2812	3574	2023	2044	1974	2538	58663

REMARKS: Hand Card B16 contains responses 1-5.

1095. Some say that the government should restrict the sale of genetically modified foods. Others say there is no need for such restrictions. Please look at Card B17. How much influence should each of the following groups have in deciding whether to restrict the sale of genetically modified foods?

HAND CARD B17

A. Medical researchers. (Would you say a great deal of influence, a fair amount, a little influence, or none at all?)

[VAR: MEDINFGM]

RESPONSE	PUNCH	YEAR														
		<u>1972-1982</u>	<u>1982B</u>	<u>1983-87</u>	<u>1987B</u>	<u>1988-91</u>	<u>1993-98</u>	<u>2000</u>	<u>2002</u>	<u>2004</u>	<u>2006</u>	<u>2008</u>	<u>2010</u>	<u>2012</u>	<u>2014</u>	<u>ALL</u>
A great deal of influence	1	0	0	0	0	0	0	0	0	0	387	0	0	0	0	387
A fair amount	2	0	0	0	0	0	0	0	0	0	371	0	0	0	0	371
A little influence	3	0	0	0	0	0	0	0	0	0	99	0	0	0	0	99
None at all	4	0	0	0	0	0	0	0	0	0	30	0	0	0	0	30
Don't Know	8	0	0	0	0	0	0	0	0	0	49	0	0	0	0	49
No answer	9	0	0	0	0	0	0	0	0	0	0	0	0	0	0	0
Not Applicable	IAP	13626	354	7542	353	5907	10334	2817	2765	2812	3574	2023	2044	1974	2538	58663

B. Elected officials. (Would you say a great deal of influence, a fair amount, a little influence, or none at all?)

[VAR: POLINFGM]

RESPONSE	PUNCH	YEAR														
		<u>1972-1982</u>	<u>1982B</u>	<u>1983-87</u>	<u>1987B</u>	<u>1988-91</u>	<u>1993-98</u>	<u>2000</u>	<u>2002</u>	<u>2004</u>	<u>2006</u>	<u>2008</u>	<u>2010</u>	<u>2012</u>	<u>2014</u>	<u>ALL</u>
A great deal of influence	1	0	0	0	0	0	0	0	0	0	72	0	0	0	0	72
A fair amount	2	0	0	0	0	0	0	0	0	0	273	0	0	0	0	273
A little influence	3	0	0	0	0	0	0	0	0	0	339	0	0	0	0	339
None at all	4	0	0	0	0	0	0	0	0	0	200	0	0	0	0	200
Don't Know	8	0	0	0	0	0	0	0	0	0	52	0	0	0	0	52
No answer	9	0	0	0	0	0	0	0	0	0	0	0	0	0	0	0
Not Applicable	IAP	13626	354	7542	353	5907	10334	2817	2765	2812	3574	2023	2044	1974	2538	58663

C. Business leaders. (Would you say a great deal of influence, a fair amount, a little influence, or none at all?)

[VAR: BIZINFGM]

<u>RESPONSE</u>	<u>PUNCH</u>	<u>YEAR</u>														
		<u>1972-1982</u>	<u>1982B</u>	<u>1983-87</u>	<u>1987B</u>	<u>1988-91</u>	<u>1993-98</u>	<u>2000</u>	<u>2002</u>	<u>2004</u>	<u>2006</u>	<u>2008</u>	<u>2010</u>	<u>2012</u>	<u>2014</u>	<u>ALL</u>
A great deal of influence	1	0	0	0	0	0	0	0	0	0	41	0	0	0	41	
A fair amount	2	0	0	0	0	0	0	0	0	0	156	0	0	0	156	
A little influence	3	0	0	0	0	0	0	0	0	0	369	0	0	0	369	
None at all	4	0	0	0	0	0	0	0	0	0	317	0	0	0	317	
Don't Know	8	0	0	0	0	0	0	0	0	0	53	0	0	0	53	
No answer	9	0	0	0	0	0	0	0	0	0	0	0	0	0	0	
Not Applicable	IAP	13626	354	7542	353	5907	10334	2817	2765	2812	3574	2023	2044	1974	2538	58663

REMARKS: Hand Card B17 contains responses 1-4.

1096. Please look at Card B18. When making policy recommendations about genetically modified foods, to what extent do you think the following groups would support what is best for the country as a whole or what serves their own narrow interests?

INSTRUCTION: IF ASKED WHAT NARROW INTEREST MEANS: Well, someone might gain financially if a certain policy were adopted or it might advance his or her career.

HAND CARD B18

A. Medical researchers

[VAR: MEDBSTGM]

RESPONSE	PUNCH	YEAR														
		<u>1972-82</u>	<u>1982B</u>	<u>1983-87</u>	<u>1987B</u>	<u>1988-91</u>	<u>1993-98</u>	<u>2000</u>	<u>2002</u>	<u>2004</u>	<u>2006</u>	<u>2008</u>	<u>2010</u>	<u>2012</u>	<u>2014</u>	<u>ALL</u>
1 (What is best for the country)	1	0	0	0	0	0	0	0	0	0	311	0	0	0	0	311
2	2	0	0	0	0	0	0	0	0	0	269	0	0	0	0	269
3	3	0	0	0	0	0	0	0	0	0	185	0	0	0	0	185
4	4	0	0	0	0	0	0	0	0	0	64	0	0	0	0	64
5 (Own narrow interests)	5	0	0	0	0	0	0	0	0	0	59	0	0	0	0	59
Don't Know	8	0	0	0	0	0	0	0	0	0	48	0	0	0	0	48
No answer	9	0	0	0	0	0	0	0	0	0	0	0	0	0	0	0
Not Applicable	IAP	13626	354	7542	353	5907	10334	2817	2765	2812	3574	2023	2044	1974	2538	58663

B. Elected officials

[VAR: POLBSTGM]

RESPONSE	PUNCH	YEAR														
		<u>1972-82</u>	<u>1982B</u>	<u>1983-87</u>	<u>1987B</u>	<u>1988-91</u>	<u>1993-98</u>	<u>2000</u>	<u>2002</u>	<u>2004</u>	<u>2006</u>	<u>2008</u>	<u>2010</u>	<u>2012</u>	<u>2014</u>	<u>ALL</u>
1 (What is best for the country)	1	0	0	0	0	0	0	0	0	0	63	0	0	0	0	63
2	2	0	0	0	0	0	0	0	0	0	89	0	0	0	0	89
3	3	0	0	0	0	0	0	0	0	0	284	0	0	0	0	284
4	4	0	0	0	0	0	0	0	0	0	229	0	0	0	0	229
5 (Own narrow interests)	5	0	0	0	0	0	0	0	0	0	219	0	0	0	0	219
Don't Know	8	0	0	0	0	0	0	0	0	0	52	0	0	0	0	52
No answer	9	0	0	0	0	0	0	0	0	0	0	0	0	0	0	0
Not Applicable	IAP	13626	354	7542	353	5907	10334	2817	2765	2812	3574	2023	2044	1974	2538	58663

C. Business leaders

[VAR: BIZBSTGM]

RESPONSE	PUNCH	YEAR														
		<u>1972-82</u>	<u>1982B</u>	<u>1983-87</u>	<u>1987B</u>	<u>1988-91</u>	<u>1993-98</u>	<u>2000</u>	<u>2002</u>	<u>2004</u>	<u>2006</u>	<u>2008</u>	<u>2010</u>	<u>2012</u>	<u>2014</u>	<u>ALL</u>
1 (What is best for the country)	1	0	0	0	0	0	0	0	0	0	26	0	0	0	0	26
2	2	0	0	0	0	0	0	0	0	0	42	0	0	0	0	42
3	3	0	0	0	0	0	0	0	0	0	223	0	0	0	0	223
4	4	0	0	0	0	0	0	0	0	0	295	0	0	0	0	295
5 (Own narrow interests)	5	0	0	0	0	0	0	0	0	0	297	0	0	0	0	297
Don't Know	8	0	0	0	0	0	0	0	0	0	53	0	0	0	0	53
No answer	9	0	0	0	0	0	0	0	0	0	0	0	0	0	0	0
Not Applicable	IAP	13626	354	7542	353	5907	10334	2817	2765	2812	3574	2023	2044	1974	2538	58663

D. Which statement best describes your own view about eating foods that have been genetically modified?

[VAR: EATGM]

RESPONSE	PUNCH	YEAR														
		<u>1972-82</u>	<u>1982B</u>	<u>1983-87</u>	<u>1987B</u>	<u>1988-91</u>	<u>1993-98</u>	<u>2000</u>	<u>2002</u>	<u>2004</u>	<u>2006</u>	<u>2008</u>	<u>2010</u>	<u>2012</u>	<u>2014</u>	<u>ALL</u>
I don't care whether the food I eat has been genetically modified	1	0	0	0	0	0	0	0	0	0	139	0	0	0	0	139
I am willing to eat genetically modified foods, but would prefer unmodified foods if they are available	2	0	0	0	0	0	0	0	0	0	479	0	0	0	0	479
I will not eat food that I know has been genetically modified	3	0	0	0	0	0	0	0	0	0	285	0	0	0	0	285
Don't Know	8	0	0	0	0	0	0	0	0	0	33	0	0	0	0	33
No answer	9	0	0	0	0	0	0	0	0	0	0	0	0	0	0	0
Not Applicable	IAP	13626	354	7542	353	5907	10334	2817	2765	2812	3574	2023	2044	1974	2538	58663

REMARKS: Hand Card B18 contains responses 1-5 for question MEDBSTGM-BIZBSTGM

1097. Now I'm going to read you some statements about science and scientists. Please look at Card B19. How important are each of the following in making something scientific?

HAND CARD B19

A. It is done by scientists employed in a university setting. Would you say this is very important, pretty important, not too important, or not important at all in making something scientific?

[VAR: SCIIMP1]

RESPONSE	PUNCH	YEAR														
		1972-82	1982B	1983-87	1987B	1988-91	1993-98	2000	2002	2004	2006	2008	2010	2012	2014	ALL
Very important	1	0	0	0	0	0	0	0	0	0	599	0	0	0	0	599
Pretty important	2	0	0	0	0	0	0	0	0	0	846	0	0	0	0	846
Not too important	3	0	0	0	0	0	0	0	0	0	261	0	0	0	0	261
Not important at all	4	0	0	0	0	0	0	0	0	0	81	0	0	0	0	81
Don't Know	8	0	0	0	0	0	0	0	0	0	71	0	0	0	0	71
No answer	9	0	0	0	0	0	0	0	0	0	6	0	0	0	0	6
Not Applicable	IAP	13626	354	7542	353	5907	10334	2817	2765	2812	2646	2023	2044	1974	2538	57735

B. The people who do it have advanced degrees in their field. (Would you say this is very important, pretty important, not too important, or not important at all in making something scientific?)

[VAR: SCIIMP2]

RESPONSE	PUNCH	YEAR														
		1972-82	1982B	1983-87	1987B	1988-91	1993-98	2000	2002	2004	2006	2008	2010	2012	2014	ALL
Very important	1	0	0	0	0	0	0	0	0	0	1153	0	0	0	0	1153
Pretty important	2	0	0	0	0	0	0	0	0	0	530	0	0	0	0	530
Not too important	3	0	0	0	0	0	0	0	0	0	91	0	0	0	0	91
Not important at all	4	0	0	0	0	0	0	0	0	0	27	0	0	0	0	27
Don't Know	8	0	0	0	0	0	0	0	0	0	57	0	0	0	0	57
No answer	9	0	0	0	0	0	0	0	0	0	6	0	0	0	0	6
Not Applicable	IAP	13626	354	7542	353	5907	10334	2817	2765	2812	2646	2023	2044	1974	2538	57735

C. The conclusions are based on solid evidence. (Would you say this is very important, pretty important, not too important, or not important at all in making something scientific?)

[VAR: SCIIMP3]

<u>RESPONSE</u>	<u>PUNCH</u>	<u>YEAR</u>														
		<u>1972-82</u>	<u>1982B</u>	<u>1983-87</u>	<u>1987B</u>	<u>1988-91</u>	<u>1993-98</u>	<u>2000</u>	<u>2002</u>	<u>2004</u>	<u>2006</u>	<u>2008</u>	<u>2010</u>	<u>2012</u>	<u>2014</u>	<u>ALL</u>
Very important	1	0	0	0	0	0	0	0	0	0	1474	0	0	0	0	1474
Pretty important	2	0	0	0	0	0	0	0	0	0	277	0	0	0	0	277
Not too important	3	0	0	0	0	0	0	0	0	0	36	0	0	0	0	36
Not important at all	4	0	0	0	0	0	0	0	0	0	20	0	0	0	0	20
Don't Know	8	0	0	0	0	0	0	0	0	0	51	0	0	0	0	51
No answer	9	0	0	0	0	0	0	0	0	0	6	0	0	0	0	6
Not Applicable	IAP	13626	354	7542	353	5907	10334	2817	2765	2812	2646	2023	2044	1974	2538	57735

D. The researchers carefully examine different interpretations of the results, even ones they disagree with. (Would you say this is very important, pretty important, not too important, or not important at all in making something scientific?)

[VAR: SCIIMP4]

<u>RESPONSE</u>	<u>PUNCH</u>	<u>YEAR</u>														
		<u>1972-82</u>	<u>1982B</u>	<u>1983-87</u>	<u>1987B</u>	<u>1988-91</u>	<u>1993-98</u>	<u>2000</u>	<u>2002</u>	<u>2004</u>	<u>2006</u>	<u>2008</u>	<u>2010</u>	<u>2012</u>	<u>2014</u>	<u>ALL</u>
Very important	1	0	0	0	0	0	0	0	0	0	1334	0	0	0	0	1334
Pretty important	2	0	0	0	0	0	0	0	0	0	384	0	0	0	0	384
Not too important	3	0	0	0	0	0	0	0	0	0	48	0	0	0	0	48
Not important at all	4	0	0	0	0	0	0	0	0	0	17	0	0	0	0	17
Don't Know	8	0	0	0	0	0	0	0	0	0	75	0	0	0	0	75
No answer	9	0	0	0	0	0	0	0	0	0	6	0	0	0	0	6
Not Applicable	IAP	13626	354	7542	353	5907	10334	2817	2765	2812	2646	2023	2044	1974	2538	57735

E. The results of the research are consistent with religious beliefs. (Would you say this is very important, pretty important, not too important, or not important at all in making something scientific?)

[VAR: SCIIMP5]

<u>RESPONSE</u>	<u>PUNCH</u>	<u>YEAR</u>														
		<u>1972-82</u>	<u>1982B</u>	<u>1983-87</u>	<u>1987B</u>	<u>1988-91</u>	<u>1993-98</u>	<u>2000</u>	<u>2002</u>	<u>2004</u>	<u>2006</u>	<u>2008</u>	<u>2010</u>	<u>2012</u>	<u>2014</u>	<u>ALL</u>
Very important	1	0	0	0	0	0	0	0	0	0	196	0	0	0	0	196
Pretty important	2	0	0	0	0	0	0	0	0	0	295	0	0	0	0	295
Not too important	3	0	0	0	0	0	0	0	0	0	571	0	0	0	0	571
Not important at all	4	0	0	0	0	0	0	0	0	0	713	0	0	0	0	713
Don't Know	8	0	0	0	0	0	0	0	0	0	81	0	0	0	0	81
No answer	9	0	0	0	0	0	0	0	0	0	8	0	0	0	0	8
Not Applicable	IAP	13626	354	7542	353	5907	10334	2817	2765	2812	2646	2023	2044	1974	2538	57735

F. The results of the research are consistent with common sense. (Would you say this is very important, pretty important, not too important, or not important at all in making something scientific?)

[VAR: SCIIMP6]

<u>RESPONSE</u>	<u>PUNCH</u>	<u>YEAR</u>														
		<u>1972-82</u>	<u>1982B</u>	<u>1983-87</u>	<u>1987B</u>	<u>1988-91</u>	<u>1993-98</u>	<u>2000</u>	<u>2002</u>	<u>2004</u>	<u>2006</u>	<u>2008</u>	<u>2010</u>	<u>2012</u>	<u>2014</u>	<u>ALL</u>
Very important	1	0	0	0	0	0	0	0	0	0	732	0	0	0	0	732
Pretty important	2	0	0	0	0	0	0	0	0	0	638	0	0	0	0	638
Not too important	3	0	0	0	0	0	0	0	0	0	272	0	0	0	0	272
Not important at all	4	0	0	0	0	0	0	0	0	0	152	0	0	0	0	152
Don't Know	8	0	0	0	0	0	0	0	0	0	64	0	0	0	0	64
No answer	9	0	0	0	0	0	0	0	0	0	6	0	0	0	0	6
Not Applicable	IAP	13626	354	7542	353	5907	10334	2817	2765	2812	2646	2023	2044	1974	2538	57735

G. Other scientists repeat the experiment, and find similar results. (Would you say this is very important, pretty important, not too important, or not important at all in making something scientific?)

[VAR: SCIIMP7]

<u>RESPONSE</u>	<u>PUNCH</u>	<u>YEAR</u>														
		<u>1972-82</u>	<u>1982B</u>	<u>1983-87</u>	<u>1987B</u>	<u>1988-91</u>	<u>1993-98</u>	<u>2000</u>	<u>2002</u>	<u>2004</u>	<u>2006</u>	<u>2008</u>	<u>2010</u>	<u>2012</u>	<u>2014</u>	<u>ALL</u>
Very important	1	0	0	0	0	0	0	0	0	0	1223	0	0	0	0	1223
Pretty important	2	0	0	0	0	0	0	0	0	0	489	0	0	0	0	489
Not too important	3	0	0	0	0	0	0	0	0	0	57	0	0	0	0	57
Not important at all	4	0	0	0	0	0	0	0	0	0	19	0	0	0	0	19
Don't Know	8	0	0	0	0	0	0	0	0	0	70	0	0	0	0	70
Refused	9	0	0	0	0	0	0	0	0	0	6	0	0	0	0	6
Not Applicable	IAP	13626	354	7542	353	5907	10334	2817	2765	2812	2646	2023	2044	1974	2538	57735

H. The research takes place in a laboratory. (Would you say this is very important, pretty important, not too important, or not important at all in making something scientific?)

[VAR: SCIIMP8]

<u>RESPONSE</u>	<u>PUNCH</u>	<u>YEAR</u>														
		<u>1972-82</u>	<u>1982B</u>	<u>1983-87</u>	<u>1987B</u>	<u>1988-91</u>	<u>1993-98</u>	<u>2000</u>	<u>2002</u>	<u>2004</u>	<u>2006</u>	<u>2008</u>	<u>2010</u>	<u>2012</u>	<u>2014</u>	<u>ALL</u>
Very important	1	0	0	0	0	0	0	0	0	0	761	0	0	0	0	761
Pretty important	2	0	0	0	0	0	0	0	0	0	579	0	0	0	0	579
Not too important	3	0	0	0	0	0	0	0	0	0	359	0	0	0	0	359
Not important at all	4	0	0	0	0	0	0	0	0	0	88	0	0	0	0	88
Don't Know	8	0	0	0	0	0	0	0	0	0	70	0	0	0	0	70
Refused	9	0	0	0	0	0	0	0	0	0	7	0	0	0	0	7
Not Applicable	IAP	13626	354	7542	353	5907	10334	2817	2765	2812	2646	2023	2044	1974	2538	57735

REMARKS: Hand Card B19 contains responses 1-4.

1098. Please look at Card B20. How scientific are each of the following fields? If you have not heard of a particular field, just say you haven't heard of it

HAND CARD B20

A. Sociology. Is sociology very scientific, pretty scientific, not too scientific, or not scientific at all?

[VAR: SOCSCI]

RESPONSE	PUNCH	YEAR														
		1972-82	1982B	1983-87	1987B	1988-91	1993-98	2000	2002	2004	2006	2008	2010	2012	2014	ALL
Very scientific	1	0	0	0	0	0	0	0	0	0	167	0	0	46	0	213
Pretty scientific	2	0	0	0	0	0	0	0	0	0	736	0	0	188	0	924
Not too scientific	3	0	0	0	0	0	0	0	0	0	540	0	0	154	0	694
Not scientific at all	4	0	0	0	0	0	0	0	0	0	150	0	0	34	0	184
Haven't heard of it (VOLUNTEERED)	5	0	0	0	0	0	0	0	0	0	156	0	0	38	0	194
Don't Know	8	0	0	0	0	0	0	0	0	0	110	0	0	31	0	141
Refused	9	0	0	0	0	0	0	0	0	0	5	0	0	6	0	11
Not Applicable	IAP	13626	354	7542	353	5907	10334	2817	2765	2812	2646	2023	2044	1477	2538	57238

B. Physics. Is physics very scientific, pretty scientific, not too scientific, or not scientific at all?

[VAR: PHYSCSCI]

RESPONSE	PUNCH	YEAR														
		1972-82	1982B	1983-87	1987B	1988-91	1993-98	2000	2002	2004	2006	2008	2010	2012	2014	ALL
Very scientific	1	0	0	0	0	0	0	0	0	0	1262	0	0	331	0	1593
Pretty scientific	2	0	0	0	0	0	0	0	0	0	394	0	0	102	0	496
Not too scientific	3	0	0	0	0	0	0	0	0	0	59	0	0	21	0	80
Not scientific at all	4	0	0	0	0	0	0	0	0	0	15	0	0	8	0	23
Haven't heard of it (VOLUNTEERED)	5	0	0	0	0	0	0	0	0	0	50	0	0	12	0	62
Don't Know	8	0	0	0	0	0	0	0	0	0	80	0	0	17	0	97
Refused	9	0	0	0	0	0	0	0	0	0	4	0	0	6	0	10
Not Applicable	IAP	13626	354	7542	353	5907	10334	2817	2765	2812	2646	2023	2044	1477	2538	57238

C. History. Is history very scientific, pretty scientific, not too scientific, or not scientific at all?

[VAR: HISTSCI]

<u>RESPONSE</u>	<u>PUNCH</u>	<u>YEAR</u>														
		<u>1972-82</u>	<u>1982B</u>	<u>1983-87</u>	<u>1987B</u>	<u>1988-91</u>	<u>1993-98</u>	<u>2000</u>	<u>2002</u>	<u>2004</u>	<u>2006</u>	<u>2008</u>	<u>2010</u>	<u>2012</u>	<u>2014</u>	<u>ALL</u>
Very scientific	1	0	0	0	0	0	0	0	0	0	195	0	0	62	0	257
Pretty scientific	2	0	0	0	0	0	0	0	0	0	389	0	0	109	0	498
Not too scientific	3	0	0	0	0	0	0	0	0	0	676	0	0	203	0	879
Not scientific at all	4	0	0	0	0	0	0	0	0	0	539	0	0	102	0	641
Haven't heard of it (VOLUNTEERED)	5	0	0	0	0	0	0	0	0	0	6	0	0	1	0	7
Don't Know	8	0	0	0	0	0	0	0	0	0	55	0	0	15	0	70
Refused	9	0	0	0	0	0	0	0	0	0	4	0	0	5	0	9
Not Applicable	IAP	13626	354	7542	353	5907	10334	2817	2765	2812	2646	2023	2044	1477	2538	57238

D. Accounting. Is accounting very scientific, pretty scientific, not too scientific, or not scientific at all?

[VAR: ACCNTSCI]

<u>RESPONSE</u>	<u>PUNCH</u>	<u>YEAR</u>														
		<u>1972-82</u>	<u>1982B</u>	<u>1983-87</u>	<u>1987B</u>	<u>1988-91</u>	<u>1993-98</u>	<u>2000</u>	<u>2002</u>	<u>2004</u>	<u>2006</u>	<u>2008</u>	<u>2010</u>	<u>2012</u>	<u>2014</u>	<u>ALL</u>
Very scientific	1	0	0	0	0	0	0	0	0	0	268	0	0	100	0	368
Pretty scientific	2	0	0	0	0	0	0	0	0	0	377	0	0	199	0	576
Not too scientific	3	0	0	0	0	0	0	0	0	0	555	0	0	348	0	903
Not scientific at all	4	0	0	0	0	0	0	0	0	0	585	0	0	307	0	892
Haven't heard of it (VOLUNTEERED)	5	0	0	0	0	0	0	0	0	0	12	0	0	4	0	16
Don't Know	8	0	0	0	0	0	0	0	0	0	63	0	0	37	0	100
Refused	9	0	0	0	0	0	0	0	0	0	4	0	0	7	0	11
Not Applicable	IAP	13626	354	7542	353	5907	10334	2817	2765	2812	2646	2023	2044	972	2538	56733

E. Biology. Is biology very scientific, pretty scientific, not too scientific, or not scientific at all?

[VAR: BIOSCI]

<u>RESPONSE</u>	<u>PUNCH</u>	<u>YEAR</u>														
		<u>1972-82</u>	<u>1982B</u>	<u>1983-87</u>	<u>1987B</u>	<u>1988-91</u>	<u>1993-98</u>	<u>2000</u>	<u>2002</u>	<u>2004</u>	<u>2006</u>	<u>2008</u>	<u>2010</u>	<u>2012</u>	<u>2014</u>	<u>ALL</u>
Very scientific	1	0	0	0	0	0	0	0	0	0	1300	0	0	338	0	1638
Pretty scientific	2	0	0	0	0	0	0	0	0	0	447	0	0	106	0	553
Not too scientific	3	0	0	0	0	0	0	0	0	0	39	0	0	21	0	60
Not scientific at all	4	0	0	0	0	0	0	0	0	0	14	0	0	6	0	20
Haven't heard of it (VOLUNTEERED)	5	0	0	0	0	0	0	0	0	0	14	0	0	3	0	17
Don't Know	8	0	0	0	0	0	0	0	0	0	46	0	0	19	0	65
Refused	9	0	0	0	0	0	0	0	0	0	4	0	0	4	0	8
Not Applicable	IAP	13626	354	7542	353	5907	10334	2817	2765	2812	2646	2023	2044	1477	2538	57238

F. Economics. Is economics very scientific, pretty scientific, not too scientific, or not scientific at all?

[VAR: ECONSCI]

<u>RESPONSE</u>	<u>PUNCH</u>	<u>YEAR</u>														
		<u>1972-82</u>	<u>1982B</u>	<u>1983-87</u>	<u>1987B</u>	<u>1988-91</u>	<u>1993-98</u>	<u>2000</u>	<u>2002</u>	<u>2004</u>	<u>2006</u>	<u>2008</u>	<u>2010</u>	<u>2012</u>	<u>2014</u>	<u>ALL</u>
Very scientific	1	0	0	0	0	0	0	0	0	0	299	0	0	76	0	375
Pretty scientific	2	0	0	0	0	0	0	0	0	0	648	0	0	179	0	827
Not too scientific	3	0	0	0	0	0	0	0	0	0	579	0	0	142	0	721
Not scientific at all	4	0	0	0	0	0	0	0	0	0	243	0	0	67	0	310
Haven't heard of it (VOLUNTEERED)	5	0	0	0	0	0	0	0	0	0	23	0	0	5	0	28
Don't Know	8	0	0	0	0	0	0	0	0	0	68	0	0	24	0	92
Refused	9	0	0	0	0	0	0	0	0	0	4	0	0	4	0	8
Not Applicable	IAP	13626	354	7542	353	5907	10334	2817	2765	2812	2646	2023	2044	1477	2538	57238

G. Medicine. Is medicine very scientific, pretty scientific, not too scientific, or not scientific at all?

[VAR: MEDSCI]

<u>RESPONSE</u>	<u>PUNCH</u>	<u>YEAR</u>														
		<u>1972-82</u>	<u>1982B</u>	<u>1983-87</u>	<u>1987B</u>	<u>1988-91</u>	<u>1993-98</u>	<u>2000</u>	<u>2002</u>	<u>2004</u>	<u>2006</u>	<u>2008</u>	<u>2010</u>	<u>2012</u>	<u>2014</u>	<u>ALL</u>
Very scientific	1	0	0	0	0	0	0	0	0	0	1495	0	0	407	0	1902
Pretty scientific	2	0	0	0	0	0	0	0	0	0	305	0	0	63	0	368
Not too scientific	3	0	0	0	0	0	0	0	0	0	24	0	0	7	0	31
Not scientific at all	4	0	0	0	0	0	0	0	0	0	5	0	0	5	0	10
Haven't heard of it (VOLUNTEERED)	5	0	0	0	0	0	0	0	0	0	1	0	0	0	0	1
Don't Know	8	0	0	0	0	0	0	0	0	0	30	0	0	11	0	41
Refused	9	0	0	0	0	0	0	0	0	0	4	0	0	4	0	8
Not Applicable	IAP	13626	354	7542	353	5907	10334	2817	2765	2812	2646	2023	2044	1477	2538	57238

H. Engineering. Is engineering very scientific, pretty scientific, not too scientific, or not scientific at all?

[VAR: ENGNRSCI]

<u>RESPONSE</u>	<u>PUNCH</u>	<u>YEAR</u>														
		<u>1972-82</u>	<u>1982B</u>	<u>1983-87</u>	<u>1987B</u>	<u>1988-91</u>	<u>1993-98</u>	<u>2000</u>	<u>2002</u>	<u>2004</u>	<u>2006</u>	<u>2008</u>	<u>2010</u>	<u>2012</u>	<u>2014</u>	<u>ALL</u>
Very scientific	1	0	0	0	0	0	0	0	0	0	846	0	0	245	0	1091
Pretty scientific	2	0	0	0	0	0	0	0	0	0	604	0	0	160	0	764
Not too scientific	3	0	0	0	0	0	0	0	0	0	210	0	0	50	0	260
Not scientific at all	4	0	0	0	0	0	0	0	0	0	125	0	0	20	0	145
Haven't heard of it (VOLUNTEERED)	5	0	0	0	0	0	0	0	0	0	8	0	0	2	0	10
Don't Know	8	0	0	0	0	0	0	0	0	0	67	0	0	16	0	83
Refused	9	0	0	0	0	0	0	0	0	0	4	0	0	4	0	8
Not Applicable	IAP	13626	354	7542	353	5907	10334	2817	2765	2812	2646	2023	2044	1477	2538	57238

REMARKS: Hand Card B20 contains responses 1-5.

1099. We want to ask about how much information you have on various topics. Please look at Card B21. For each of the following areas, please indicate whether you are very informed, somewhat informed, neither informed nor uninformed, somewhat uninformed, or very uninformed about the issues.

HAND CARD B21

A. Foreign policy

[VAR: KNWFORGN]

RESPONSE	PUNCH	YEAR														
		<u>1972-82</u>	<u>1982B</u>	<u>1983-87</u>	<u>1987B</u>	<u>1988-91</u>	<u>1993-98</u>	<u>2000</u>	<u>2002</u>	<u>2004</u>	<u>2006</u>	<u>2008</u>	<u>2010</u>	<u>2012</u>	<u>2014</u>	<u>ALL</u>
Very informed	1	0	0	0	0	0	0	0	0	0	146	0	0	0	0	146
Somewhat informed	2	0	0	0	0	0	0	0	0	0	831	0	0	0	0	831
Neither informed nor uninformed	3	0	0	0	0	0	0	0	0	0	301	0	0	0	0	301
Somewhat uninformed	4	0	0	0	0	0	0	0	0	0	291	0	0	0	0	291
Very uninformed	5	0	0	0	0	0	0	0	0	0	266	0	0	0	0	266
Don't Know	8	0	0	0	0	0	0	0	0	0	24	0	0	0	0	24
Refused	9	0	0	0	0	0	0	0	0	0	5	0	0	0	0	5
Not Applicable	IAP	13626	354	7542	353	5907	10334	2817	2765	2812	2646	2023	2044	1974	2538	57735

B. Economic policy

[VAR: KNWECON]

RESPONSE	PUNCH	YEAR														
		<u>1972-82</u>	<u>1982B</u>	<u>1983-87</u>	<u>1987B</u>	<u>1988-91</u>	<u>1993-98</u>	<u>2000</u>	<u>2002</u>	<u>2004</u>	<u>2006</u>	<u>2008</u>	<u>2010</u>	<u>2012</u>	<u>2014</u>	<u>ALL</u>
Very informed	1	0	0	0	0	0	0	0	0	0	93	0	0	0	0	93
Somewhat informed	2	0	0	0	0	0	0	0	0	0	804	0	0	0	0	804
Neither informed nor uninformed	3	0	0	0	0	0	0	0	0	0	413	0	0	0	0	413
Somewhat uninformed	4	0	0	0	0	0	0	0	0	0	299	0	0	0	0	299
Very uninformed	5	0	0	0	0	0	0	0	0	0	223	0	0	0	0	223
Don't Know	8	0	0	0	0	0	0	0	0	0	27	0	0	0	0	27
Refused	9	0	0	0	0	0	0	0	0	0	5	0	0	0	0	5
Not Applicable	IAP	13626	354	7542	353	5907	10334	2817	2765	2812	2646	2023	2044	1974	2538	57735

C. Science and technology

[VAR: KNWSC1]

<u>RESPONSE</u>	<u>PUNCH</u>	<u>YEAR</u>														
		<u>1972-82</u>	<u>1982B</u>	<u>1983-87</u>	<u>1987B</u>	<u>1988-91</u>	<u>1993-98</u>	<u>2000</u>	<u>2002</u>	<u>2004</u>	<u>2006</u>	<u>2008</u>	<u>2010</u>	<u>2012</u>	<u>2014</u>	<u>ALL</u>
Very informed	1	0	0	0	0	0	0	0	0	0	165	0	0	0	0	165
Somewhat informed	2	0	0	0	0	0	0	0	0	0	909	0	0	0	0	909
Neither informed nor uninformed	3	0	0	0	0	0	0	0	0	0	361	0	0	0	0	361
Somewhat uninformed	4	0	0	0	0	0	0	0	0	0	245	0	0	0	0	245
Very uninformed	5	0	0	0	0	0	0	0	0	0	154	0	0	0	0	154
Don't Know	8	0	0	0	0	0	0	0	0	0	25	0	0	0	0	25
Refused	9	0	0	0	0	0	0	0	0	0	5	0	0	0	0	5
Not Applicable	IAP	13626	354	7542	353	5907	10334	2817	2765	2812	2646	2023	2044	1974	2538	57735

D. Global warming

[VAR: KNWGW]

<u>RESPONSE</u>	<u>PUNCH</u>	<u>YEAR</u>														
		<u>1972-82</u>	<u>1982B</u>	<u>1983-87</u>	<u>1987B</u>	<u>1988-91</u>	<u>1993-98</u>	<u>2000</u>	<u>2002</u>	<u>2004</u>	<u>2006</u>	<u>2008</u>	<u>2010</u>	<u>2012</u>	<u>2014</u>	<u>ALL</u>
Very informed	1	0	0	0	0	0	0	0	0	0	178	0	0	0	0	178
Somewhat informed	2	0	0	0	0	0	0	0	0	0	923	0	0	0	0	923
Neither informed nor uninformed	3	0	0	0	0	0	0	0	0	0	332	0	0	0	0	332
Somewhat uninformed	4	0	0	0	0	0	0	0	0	0	233	0	0	0	0	233
Very uninformed	5	0	0	0	0	0	0	0	0	0	170	0	0	0	0	170
Don't Know	8	0	0	0	0	0	0	0	0	0	25	0	0	0	0	25
Refused	9	0	0	0	0	0	0	0	0	0	3	0	0	0	0	3
Not Applicable	IAP	13626	354	7542	353	5907	10334	2817	2765	2812	2646	2023	2044	1974	2538	57735

E. The North and South poles

[VAR: KNWPOLAR]

RESPONSE	PUNCH	YEAR														
		1972-82	1982B	1983-87	1987B	1988-91	1993-98	2000	2002	2004	2006	2008	2010	2012	2014	ALL
Very informed	1	0	0	0	0	0	0	0	0	0	148	0	61	0	0	209
Somewhat informed	2	0	0	0	0	0	0	0	0	0	625	0	305	0	0	930
Neither informed nor uninformed	3	0	0	0	0	0	0	0	0	0	480	0	147	0	0	627
Somewhat uninformed	4	0	0	0	0	0	0	0	0	0	292	0	90	0	0	382
Very uninformed	5	0	0	0	0	0	0	0	0	0	290	0	92	0	0	382
Don't Know	8	0	0	0	0	0	0	0	0	0	27	0	4	0	0	31
Refused	9	0	0	0	0	0	0	0	0	0	2	0	7	0	0	9
Not Applicable	IAP	13626	354	7542	353	5907	10334	2817	2765	2812	2646	2023	1338	1974	2538	57029

REMARKS: Hand Card B21 contains response 1-5.

1100. The next few questions are about the regions near the poles. Please look at Card B22. If you were choosing a television program to watch, would you be very likely, somewhat likely, somewhat unlikely, or very unlikely to watch a program about...

HAND CARD B22

A. Polar bears?

[VAR: TVBEARS]

RESPONSE	PUNCH	YEAR														
		1972-82	1982B	1983-87	1987B	1988-91	1993-98	2000	2002	2004	2006	2008	2010	2012	2014	ALL
Very likely	1	0	0	0	0	0	0	0	0	0	535	0	0	0	0	535
Somewhat likely	2	0	0	0	0	0	0	0	0	0	768	0	0	0	0	768
Somewhat unlikely	3	0	0	0	0	0	0	0	0	0	308	0	0	0	0	308
Very unlikely	4	0	0	0	0	0	0	0	0	0	225	0	0	0	0	225
Don't Know	8	0	0	0	0	0	0	0	0	0	26	0	0	0	0	26
Refused	9	0	0	0	0	0	0	0	0	0	2	0	0	0	0	2
Not Applicable	IAP	13626	354	7542	353	5907	10334	2817	2765	2812	2646	2023	2044	1974	2538	57735

B. Native peoples living in the Arctic?

[VAR: TVINUIT]

<u>RESPONSE</u>	<u>PUNCH</u>	<u>YEAR</u>														
		<u>1972-82</u>	<u>1982B</u>	<u>1983-87</u>	<u>1987B</u>	<u>1988-91</u>	<u>1993-98</u>	<u>2000</u>	<u>2002</u>	<u>2004</u>	<u>2006</u>	<u>2008</u>	<u>2010</u>	<u>2012</u>	<u>2014</u>	<u>ALL</u>
Very likely	1	0	0	0	0	0	0	0	0	0	477	0	0	0	0	477
Somewhat likely	2	0	0	0	0	0	0	0	0	0	805	0	0	0	0	805
Somewhat unlikely	3	0	0	0	0	0	0	0	0	0	325	0	0	0	0	325
Very unlikely	4	0	0	0	0	0	0	0	0	0	231	0	0	0	0	231
Don't Know	8	0	0	0	0	0	0	0	0	0	24	0	0	0	0	24
Refused	9	0	0	0	0	0	0	0	0	0	2	0	0	0	0	2
Not Applicable	IAP	13626	354	7542	353	5907	10334	2817	2765	2812	2646	2023	2044	1974	2538	57735

C. The ozone hole over the Antarctic?

[VAR: TVOZONE]

<u>RESPONSE</u>	<u>PUNCH</u>	<u>YEAR</u>														
		<u>1972-82</u>	<u>1982B</u>	<u>1983-87</u>	<u>1987B</u>	<u>1988-91</u>	<u>1993-98</u>	<u>2000</u>	<u>2002</u>	<u>2004</u>	<u>2006</u>	<u>2008</u>	<u>2010</u>	<u>2012</u>	<u>2014</u>	<u>ALL</u>
Very likely	1	0	0	0	0	0	0	0	0	0	495	0	0	0	0	495
Somewhat likely	2	0	0	0	0	0	0	0	0	0	690	0	0	0	0	690
Somewhat unlikely	3	0	0	0	0	0	0	0	0	0	351	0	0	0	0	351
Very unlikely	4	0	0	0	0	0	0	0	0	0	292	0	0	0	0	292
Don't Know	8	0	0	0	0	0	0	0	0	0	34	0	0	0	0	34
Refused	9	0	0	0	0	0	0	0	0	0	2	0	0	0	0	2
Not Applicable	IAP	13626	354	7542	353	5907	10334	2817	2765	2812	2646	2023	2044	1974	2538	57735

D. Melting of the polar ice?

[VAR: TVMLTING]

<u>RESPONSE</u>	<u>PUNCH</u>	<u>YEAR</u>														
		<u>1972-82</u>	<u>1982B</u>	<u>1983-87</u>	<u>1987B</u>	<u>1988-91</u>	<u>1993-98</u>	<u>2000</u>	<u>2002</u>	<u>2004</u>	<u>2006</u>	<u>2008</u>	<u>2010</u>	<u>2012</u>	<u>2014</u>	<u>ALL</u>
Very likely	1	0	0	0	0	0	0	0	0	0	596	0	0	0	0	596
Somewhat likely	2	0	0	0	0	0	0	0	0	0	696	0	0	0	0	696
Somewhat unlikely	3	0	0	0	0	0	0	0	0	0	295	0	0	0	0	295
Very unlikely	4	0	0	0	0	0	0	0	0	0	253	0	0	0	0	253
Don't Know	8	0	0	0	0	0	0	0	0	0	22	0	0	0	0	22
Refused	9	0	0	0	0	0	0	0	0	0	2	0	0	0	0	2
Not Applicable	IAP	13626	354	7542	353	5907	10334	2817	2765	2812	2646	2023	2044	1974	2538	57735

E. Oil drilling in the Arctic?

[VAR: TVOIL]

RESPONSE	PUNCH	YEAR														
		1972-82	1982B	1983-87	1987B	1988-91	1993-98	2000	2002	2004	2006	2008	2010	2012	2014	ALL
Very likely	1	0	0	0	0	0	0	0	0	0	481	0	0	0	0	481
Somewhat likely	2	0	0	0	0	0	0	0	0	0	645	0	0	0	0	645
Somewhat unlikely	3	0	0	0	0	0	0	0	0	0	361	0	0	0	0	361
Very unlikely	4	0	0	0	0	0	0	0	0	0	351	0	0	0	0	351
Don't Know	8	0	0	0	0	0	0	0	0	0	24	0	0	0	0	24
Refused	9	0	0	0	0	0	0	0	0	0	2	0	0	0	0	2
Not Applicable	IAP	13626	354	7542	353	5907	10334	2817	2765	2812	2646	2023	2044	1974	2538	57735

REMARKS: Hand Card B22 contains responses 1-4.

1101. 2007-2008 has been designated the International Polar Year. During this year, many scientific and educational organizations will be making efforts to increase public awareness of the Earth's polar regions. These organizations hope that people will learn more about the people and animals that live near the poles, the changes taking place in the environment there, and new scientific discoveries about the Arctic and the Antarctic. Still looking at Card B22, do you think you would be very likely, somewhat likely, somewhat unlikely, or very unlikely to...

HAND CARD B22

A. Watch a television program about the polar regions?

[VAR: POLARYR1]

RESPONSE	PUNCH	YEAR														
		1972-82	1982B	1983-87	1987B	1988-91	1993-98	2000	2002	2004	2006	2008	2010	2012	2014	ALL
Very likely	1	0	0	0	0	0	0	0	0	0	642	0	244	0	0	886
Somewhat likely	2	0	0	0	0	0	0	0	0	0	727	0	290	0	0	1017
Somewhat unlikely	3	0	0	0	0	0	0	0	0	0	287	0	88	0	0	375
Very unlikely	4	0	0	0	0	0	0	0	0	0	187	0	70	0	0	257
Don't Know	8	0	0	0	0	0	0	0	0	0	19	0	5	0	0	24
Refused	9	0	0	0	0	0	0	0	0	0	2	0	9	0	0	11
Not Applicable	IAP	13626	354	7542	353	5907	10334	2817	2765	2812	2646	2023	1338	1974	2538	57029

B. Read a newspaper article about the polar regions?

[VAR: POLARYR2]

<u>RESPONSE</u>	<u>PUNCH</u>	<u>YEAR</u>														
		<u>1972-82</u>	<u>1982B</u>	<u>1983-87</u>	<u>1987B</u>	<u>1988-91</u>	<u>1993-98</u>	<u>2000</u>	<u>2002</u>	<u>2004</u>	<u>2006</u>	<u>2008</u>	<u>2010</u>	<u>2012</u>	<u>2014</u>	<u>ALL</u>
Very likely	1	0	0	0	0	0	0	0	0	0	476	0	166	0	0	642
Somewhat likely	2	0	0	0	0	0	0	0	0	0	633	0	267	0	0	900
Somewhat unlikely	3	0	0	0	0	0	0	0	0	0	375	0	129	0	0	504
Very unlikely	4	0	0	0	0	0	0	0	0	0	361	0	133	0	0	494
Don't Know	8	0	0	0	0	0	0	0	0	0	17	0	4	0	0	21
Refused	9	0	0	0	0	0	0	0	0	0	2	0	7	0	0	9
Not Applicable	IAP	13626	354	7542	353	5907	10334	2817	2765	2812	2646	2023	1338	1974	2538	57029

C. Read a magazine article about the polar regions?

[VAR: POLARYR3]

<u>RESPONSE</u>	<u>PUNCH</u>	<u>YEAR</u>														
		<u>1972-82</u>	<u>1982B</u>	<u>1983-87</u>	<u>1987B</u>	<u>1988-91</u>	<u>1993-98</u>	<u>2000</u>	<u>2002</u>	<u>2004</u>	<u>2006</u>	<u>2008</u>	<u>2010</u>	<u>2012</u>	<u>2014</u>	<u>ALL</u>
Very likely	1	0	0	0	0	0	0	0	0	0	430	0	162	0	0	592
Somewhat likely	2	0	0	0	0	0	0	0	0	0	707	0	287	0	0	994
Somewhat unlikely	3	0	0	0	0	0	0	0	0	0	366	0	120	0	0	486
Very unlikely	4	0	0	0	0	0	0	0	0	0	342	0	126	0	0	468
Don't Know	8	0	0	0	0	0	0	0	0	0	17	0	4	0	0	21
Refused	9	0	0	0	0	0	0	0	0	0	2	0	7	0	0	9
Not Applicable	IAP	13626	354	7542	353	5907	10334	2817	2765	2812	2646	2023	1338	1974	2538	57029

D. Go to a museum to see an exhibit about the polar regions?

[VAR: POLARYR4]

<u>RESPONSE</u>	<u>PUNCH</u>	<u>YEAR</u>														
		<u>1972-82</u>	<u>1982B</u>	<u>1983-87</u>	<u>1987B</u>	<u>1988-91</u>	<u>1993-98</u>	<u>2000</u>	<u>2002</u>	<u>2004</u>	<u>2006</u>	<u>2008</u>	<u>2010</u>	<u>2012</u>	<u>2014</u>	<u>ALL</u>
Very likely	1	0	0	0	0	0	0	0	0	0	309	0	135	0	0	444
Somewhat likely	2	0	0	0	0	0	0	0	0	0	561	0	235	0	0	796
Somewhat unlikely	3	0	0	0	0	0	0	0	0	0	496	0	162	0	0	658
Very unlikely	4	0	0	0	0	0	0	0	0	0	478	0	164	0	0	642
Don't Know	8	0	0	0	0	0	0	0	0	0	18	0	3	0	0	21
Refused	9	0	0	0	0	0	0	0	0	0	2	0	7	0	0	9
Not Applicable	IAP	13626	354	7542	353	5907	10334	2817	2765	2812	2646	2023	1338	1974	2538	57029

E. Watch a feature film about the polar regions?

[VAR: POLARYR5]

<u>RESPONSE</u>	<u>PUNCH</u>	<u>YEAR</u>														
		<u>1972-82</u>	<u>1982B</u>	<u>1983-87</u>	<u>1987B</u>	<u>1988-91</u>	<u>1993-98</u>	<u>2000</u>	<u>2002</u>	<u>2004</u>	<u>2006</u>	<u>2008</u>	<u>2010</u>	<u>2012</u>	<u>2014</u>	<u>ALL</u>
Very likely	1	0	0	0	0	0	0	0	0	0	424	0	177	0	0	601
Somewhat likely	2	0	0	0	0	0	0	0	0	0	653	0	283	0	0	936
Somewhat unlikely	3	0	0	0	0	0	0	0	0	0	403	0	124	0	0	527
Very unlikely	4	0	0	0	0	0	0	0	0	0	365	0	111	0	0	476
Don't Know	8	0	0	0	0	0	0	0	0	0	17	0	3	0	0	20
Refused	9	0	0	0	0	0	0	0	0	0	2	0	8	0	0	10
Not Applicable	IAP	13626	354	7542	353	5907	10334	2817	2765	2812	2646	2023	1338	1974	2538	57029

F. Read a book about the polar regions?

[VAR: POLARYR6]

<u>RESPONSE</u>	<u>PUNCH</u>	<u>YEAR</u>														
		<u>1972-82</u>	<u>1982B</u>	<u>1983-87</u>	<u>1987B</u>	<u>1988-91</u>	<u>1993-98</u>	<u>2000</u>	<u>2002</u>	<u>2004</u>	<u>2006</u>	<u>2008</u>	<u>2010</u>	<u>2012</u>	<u>2014</u>	<u>ALL</u>
Very likely	1	0	0	0	0	0	0	0	0	0	202	0	64	0	0	266
Somewhat likely	2	0	0	0	0	0	0	0	0	0	408	0	179	0	0	587
Somewhat unlikely	3	0	0	0	0	0	0	0	0	0	561	0	201	0	0	762
Very unlikely	4	0	0	0	0	0	0	0	0	0	674	0	252	0	0	926
Don't Know	8	0	0	0	0	0	0	0	0	0	17	0	2	0	0	19
Refused	9	0	0	0	0	0	0	0	0	0	2	0	8	0	0	10
Not Applicable	IAP	13626	354	7542	353	5907	10334	2817	2765	2812	2646	2023	1338	1974	2538	57029

G. Visit a web site about the polar regions?

[VAR: POLARYR7]

<u>RESPONSE</u>	<u>PUNCH</u>	<u>YEAR</u>														
		<u>1972-82</u>	<u>1982B</u>	<u>1983-87</u>	<u>1987B</u>	<u>1988-91</u>	<u>1993-98</u>	<u>2000</u>	<u>2002</u>	<u>2004</u>	<u>2006</u>	<u>2008</u>	<u>2010</u>	<u>2012</u>	<u>2014</u>	<u>ALL</u>
Very likely	1	0	0	0	0	0	0	0	0	0	332	0	131	0	0	463
Somewhat likely	2	0	0	0	0	0	0	0	0	0	513	0	224	0	0	737
Somewhat unlikely	3	0	0	0	0	0	0	0	0	0	374	0	139	0	0	513
Very unlikely	4	0	0	0	0	0	0	0	0	0	624	0	200	0	0	824
Don't Know	8	0	0	0	0	0	0	0	0	0	19	0	4	0	0	23
Refused	9	0	0	0	0	0	0	0	0	0	2	0	8	0	0	10
Not Applicable	IAP	13626	354	7542	353	5907	10334	2817	2765	2812	2646	2023	1338	1974	2538	57029

H. Attend a live lecture by a scientist about the polar regions?

[VAR: POLARYR8]

<u>RESPONSE</u>	<u>PUNCH</u>	<u>YEAR</u>														
		<u>1972-82</u>	<u>1982B</u>	<u>1983-87</u>	<u>1987B</u>	<u>1988-91</u>	<u>1993-98</u>	<u>2000</u>	<u>2002</u>	<u>2004</u>	<u>2006</u>	<u>2008</u>	<u>2010</u>	<u>2012</u>	<u>2014</u>	<u>ALL</u>
Very likely	1	0	0	0	0	0	0	0	0	0	137	0	51	0	0	188
Somewhat likely	2	0	0	0	0	0	0	0	0	0	338	0	117	0	0	455
Somewhat unlikely	3	0	0	0	0	0	0	0	0	0	438	0	177	0	0	615
Very unlikely	4	0	0	0	0	0	0	0	0	0	931	0	350	0	0	1281
Don't Know	8	0	0	0	0	0	0	0	0	0	18	0	2	0	0	20
Refused	9	0	0	0	0	0	0	0	0	0	2	0	9	0	0	11
Not Applicable	IAP	13626	354	7542	353	5907	10334	2817	2765	2812	2646	2023	1338	1974	2538	57029

REMARKS: Hand Card B22 contains response 1-4.

1102. The next few questions are about the Arctic and the Antarctic. The Arctic is the region around the North Pole; Antarctic is the region that contains the South Pole. These questions are like ones you might see on a television game show. If you don't know or aren't sure, just tell me so, and we will skip to the next question. Remember true, false, or don't know.

INSTRUCTION: DO NOT PROBE "DON'T KNOW"

A. The North Pole is on a sheet of ice that floats on the Arctic Ocean. (Is that true or false?)

[VAR: ICESHEET]

<u>RESPONSE</u>	<u>PUNCH</u>	<u>YEAR</u>														
		<u>1972-82</u>	<u>1982B</u>	<u>1983-87</u>	<u>1987B</u>	<u>1988-91</u>	<u>1993-98</u>	<u>2000</u>	<u>2002</u>	<u>2004</u>	<u>2006</u>	<u>2008</u>	<u>2010</u>	<u>2012</u>	<u>2014</u>	<u>ALL</u>
True	1	0	0	0	0	0	0	0	0	0	756	0	328	0	0	1084
False	2	0	0	0	0	0	0	0	0	0	426	0	175	0	0	601
Don't Know	8	0	0	0	0	0	0	0	0	0	681	0	191	0	0	872
Refused	9	0	0	0	0	0	0	0	0	0	1	0	12	0	0	13
Not Applicable	IAP	13626	354	7542	353	5907	10334	2817	2765	2812	2646	2023	1338	1974	2538	57029

B. The sun never shines at the South Pole. (Is that true or false?)

[VAR: NOSUN]

<u>RESPONSE</u>	<u>PUNCH</u>	<u>YEAR</u>														
		<u>1972-82</u>	<u>1982B</u>	<u>1983-87</u>	<u>1987B</u>	<u>1988-91</u>	<u>1993-98</u>	<u>2000</u>	<u>2002</u>	<u>2004</u>	<u>2006</u>	<u>2008</u>	<u>2010</u>	<u>2012</u>	<u>2014</u>	<u>ALL</u>
True	1	0	0	0	0	0	0	0	0	0	153	0	79	0	0	232
False	2	0	0	0	0	0	0	0	0	0	1217	0	484	0	0	1701
Don't Know	8	0	0	0	0	0	0	0	0	0	493	0	132	0	0	625
Refused	9	0	0	0	0	0	0	0	0	0	1	0	11	0	0	12
Not Applicable	IAP	13626	354	7542	353	5907	10334	2817	2765	2812	2646	2023	1338	1974	2538	57029

C. Inuit (often called Eskimos) live north of the Arctic Circle. (Is that true or false?)

[VAR: INUIT]

<u>RESPONSE</u>	<u>PUNCH</u>	<u>YEAR</u>														
		<u>1972-82</u>	<u>1982B</u>	<u>1983-87</u>	<u>1987B</u>	<u>1988-91</u>	<u>1993-98</u>	<u>2000</u>	<u>2002</u>	<u>2004</u>	<u>2006</u>	<u>2008</u>	<u>2010</u>	<u>2012</u>	<u>2014</u>	<u>ALL</u>
True	1	0	0	0	0	0	0	0	0	0	839	0	361	0	0	1200
False	2	0	0	0	0	0	0	0	0	0	325	0	117	0	0	442
Don't Know	8	0	0	0	0	0	0	0	0	0	698	0	216	0	0	914
Refused	9	0	0	0	0	0	0	0	0	0	2	0	12	0	0	14
Not Applicable	IAP	13626	354	7542	353	5907	10334	2817	2765	2812	2646	2023	1338	1974	2538	57029

D. Hunting is more likely than climate change to make polar bears become extinct. (Is that true or false?)

[VAR: HUNTBEAR]

<u>RESPONSE</u>	<u>PUNCH</u>	<u>YEAR</u>														
		<u>1972-82</u>	<u>1982B</u>	<u>1983-87</u>	<u>1987B</u>	<u>1988-91</u>	<u>1993-98</u>	<u>2000</u>	<u>2002</u>	<u>2004</u>	<u>2006</u>	<u>2008</u>	<u>2010</u>	<u>2012</u>	<u>2014</u>	<u>ALL</u>
True	1	0	0	0	0	0	0	0	0	0	762	0	287	0	0	1049
False	2	0	0	0	0	0	0	0	0	0	688	0	320	0	0	1008
Don't Know	8	0	0	0	0	0	0	0	0	0	413	0	88	0	0	501
Refused	9	0	0	0	0	0	0	0	0	0	1	0	11	0	0	12
Not Applicable	IAP	13626	354	7542	353	5907	10334	2817	2765	2812	2646	2023	1338	1974	2538	57029

E. Would you say the polar ice caps have gotten larger or smaller over the last 25 years?

[VAR: ICECAPS]

<u>RESPONSE</u>	<u>PUNCH</u>	<u>YEAR</u>														
		<u>1972-82</u>	<u>1982B</u>	<u>1983-87</u>	<u>1987B</u>	<u>1988-91</u>	<u>1993-98</u>	<u>2000</u>	<u>2002</u>	<u>2004</u>	<u>2006</u>	<u>2008</u>	<u>2010</u>	<u>2012</u>	<u>2014</u>	<u>ALL</u>
Larger	1	0	0	0	0	0	0	0	0	0	83	0	34	0	0	117
Smaller	2	0	0	0	0	0	0	0	0	0	1408	0	563	0	0	1971
Stayed the same (VOLUNTEERED)	3	0	0	0	0	0	0	0	0	0	24	0	12	0	0	36
Don't Know	8	0	0	0	0	0	0	0	0	0	348	0	86	0	0	434
Refused	9	0	0	0	0	0	0	0	0	0	1	0	11	0	0	12
Not Applicable	IAP	13626	354	7542	353	5907	10334	2817	2765	2812	2646	2023	1338	1974	2538	57029

Now for a different sort of question.

1103. Some people think that Antarctica should be reserved primarily for scientific purposes. Others think it should be open for tourism, fishing, exploration for oil, and other commercial purposes. Please look at Card B23. Which statement best describes your view on this issue?

HAND CARD B23

[VAR: COMORSCI]

<u>RESPONSE</u>	<u>PUNCH</u>	<u>YEAR</u>														
		<u>1972-82</u>	<u>1982B</u>	<u>1983-87</u>	<u>1987B</u>	<u>1988-91</u>	<u>1993-98</u>	<u>2000</u>	<u>2002</u>	<u>2004</u>	<u>2006</u>	<u>2008</u>	<u>2010</u>	<u>2012</u>	<u>2014</u>	<u>ALL</u>
I strongly support reserving Antarctica for scientific purposes.	1	0	0	0	0	0	0	0	0	0	436	0	148	0	0	584
I somewhat support reserving Antarctica for scientific purposes.	2	0	0	0	0	0	0	0	0	0	435	0	173	0	0	608
I don't lean one way or the other on this issue.	3	0	0	0	0	0	0	0	0	0	597	0	229	0	0	826
I somewhat support opening Antarctica to other purposes.	4	0	0	0	0	0	0	0	0	0	252	0	89	0	0	341
I strongly support opening Antarctica to other purposes.	5	0	0	0	0	0	0	0	0	0	83	0	41	0	0	124
Don't Know	8	0	0	0	0	0	0	0	0	0	59	0	14	0	0	73
Refused	9	0	0	0	0	0	0	0	0	0	2	0	12	0	0	14
Not Applicable	IAP	13626	354	7542	353	5907	10334	2817	2765	2812	2646	2023	1338	1974	2538	57029

REMARKS: Hand Card B23 contains response 1-5.

1104. Please look at Card B24. Scientists predict that global warming may soon have big effects on the polar regions. I will describe some of these possible effects and, for each one, please say whether it would bother you a great deal, some, a little, or not at all if it actually happened.

HAND CARD B24

A. By 2020, polar bears may become extinct.

[VAR: EXTINCT]

<u>RESPONSE</u>	<u>PUNCH</u>	<u>YEAR</u>														
		<u>1972-82</u>	<u>1982B</u>	<u>1983-87</u>	<u>1987B</u>	<u>1988-91</u>	<u>1993-98</u>	<u>2000</u>	<u>2002</u>	<u>2004</u>	<u>2006</u>	<u>2008</u>	<u>2010</u>	<u>2012</u>	<u>2014</u>	<u>ALL</u>
A great deal	1	0	0	0	0	0	0	0	0	0	839	0	332	0	0	1171
Somewhat unlikely	2	0	0	0	0	0	0	0	0	0	558	0	209	0	0	767
A little	3	0	0	0	0	0	0	0	0	0	224	0	85	0	0	309
Not at all	4	0	0	0	0	0	0	0	0	0	187	0	60	0	0	247
Don't Know	8	0	0	0	0	0	0	0	0	0	54	0	9	0	0	63
Refused	9	0	0	0	0	0	0	0	0	0	2	0	11	0	0	13
Not Applicable	IAP	13626	354	7542	353	5907	10334	2817	2765	2812	2646	2023	1338	1974	2538	57029

B. Sea level may rise by more than 20 feet, flooding coastal areas.

[VAR: SEALEVEL]

<u>RESPONSE</u>	<u>PUNCH</u>	<u>YEAR</u>														
		<u>1972-82</u>	<u>1982B</u>	<u>1983-87</u>	<u>1987B</u>	<u>1988-91</u>	<u>1993-98</u>	<u>2000</u>	<u>2002</u>	<u>2004</u>	<u>2006</u>	<u>2008</u>	<u>2010</u>	<u>2012</u>	<u>2014</u>	<u>ALL</u>
A great deal	1	0	0	0	0	0	0	0	0	0	1256	0	461	0	0	1717
Somewhat unlikely	2	0	0	0	0	0	0	0	0	0	350	0	114	0	0	464
A little	3	0	0	0	0	0	0	0	0	0	124	0	64	0	0	188
Not at all	4	0	0	0	0	0	0	0	0	0	82	0	46	0	0	128
Don't Know	8	0	0	0	0	0	0	0	0	0	50	0	11	0	0	61
Refused	9	0	0	0	0	0	0	0	0	0	2	0	10	0	0	12
Not Applicable	IAP	13626	354	7542	353	5907	10334	2817	2765	2812	2646	2023	1338	1974	2538	57029

C. Arctic seals may be threatened.

[VAR: ARTSEALS]

<u>RESPONSE</u>	<u>PUNCH</u>	<u>YEAR</u>														
		<u>1972-82</u>	<u>1982B</u>	<u>1983-87</u>	<u>1987B</u>	<u>1988-91</u>	<u>1993-98</u>	<u>2000</u>	<u>2002</u>	<u>2004</u>	<u>2006</u>	<u>2008</u>	<u>2010</u>	<u>2012</u>	<u>2014</u>	<u>ALL</u>
A great deal	1	0	0	0	0	0	0	0	0	0	808	0	0	0	0	808
Somewhat unlikely	2	0	0	0	0	0	0	0	0	0	658	0	0	0	0	658
A little	3	0	0	0	0	0	0	0	0	0	222	0	0	0	0	222
Not at all	4	0	0	0	0	0	0	0	0	0	113	0	0	0	0	113
Don't Know	8	0	0	0	0	0	0	0	0	0	60	0	0	0	0	60
Refused	9	0	0	0	0	0	0	0	0	0	3	0	0	0	0	3
Not Applicable	IAP	13626	354	7542	353	5907	10334	2817	2765	2812	2646	2023	2044	1974	2538	57735

D. Arctic penguins may be threatened.

[VAR: PENGUINS]

<u>RESPONSE</u>	<u>PUNCH</u>	<u>YEAR</u>														
		<u>1972-82</u>	<u>1982B</u>	<u>1983-87</u>	<u>1987B</u>	<u>1988-91</u>	<u>1993-98</u>	<u>2000</u>	<u>2002</u>	<u>2004</u>	<u>2006</u>	<u>2008</u>	<u>2010</u>	<u>2012</u>	<u>2014</u>	<u>ALL</u>
A great deal	1	0	0	0	0	0	0	0	0	0	0	0	323	0	0	323
Somewhat unlikely	2	0	0	0	0	0	0	0	0	0	0	0	217	0	0	217
A little	3	0	0	0	0	0	0	0	0	0	0	0	97	0	0	97
Not at all	4	0	0	0	0	0	0	0	0	0	0	0	44	0	0	44
Don't Know	8	0	0	0	0	0	0	0	0	0	0	0	15	0	0	15
Refused	9	0	0	0	0	0	0	0	0	0	0	0	10	0	0	10
Not Applicable	IAP	13626	354	7542	353	5907	10334	2817	2765	2812	4510	2023	1338	1974	2538	58893

E. Inuit and other native peoples may no longer be able to follow their traditional way of life.

[VAR: INUITWAY]

<u>RESPONSE</u>	<u>PUNCH</u>	<u>YEAR</u>														
		<u>1972-82</u>	<u>1982B</u>	<u>1983-87</u>	<u>1987B</u>	<u>1988-91</u>	<u>1993-98</u>	<u>2000</u>	<u>2002</u>	<u>2004</u>	<u>2006</u>	<u>2008</u>	<u>2010</u>	<u>2012</u>	<u>2014</u>	<u>ALL</u>
A great deal	1	0	0	0	0	0	0	0	0	0	841	0	327	0	0	1168
Somewhat unlikely	2	0	0	0	0	0	0	0	0	0	670	0	221	0	0	891
A little	3	0	0	0	0	0	0	0	0	0	191	0	84	0	0	275
Not at all	4	0	0	0	0	0	0	0	0	0	106	0	50	0	0	156
Don't Know	8	0	0	0	0	0	0	0	0	0	53	0	14	0	0	67
Refused	9	0	0	0	0	0	0	0	0	0	3	0	10	0	0	13
Not Applicable	IAP	13626	354	7542	353	5907	10334	2817	2765	2812	2646	2023	1338	1974	2538	57029

F. The northern ice cap may completely melt.

[VAR: NOICECAP]

RESPONSE	PUNCH	YEAR														
		1972-82	1982B	1983-87	1987B	1988-91	1993-98	2000	2002	2004	2006	2008	2010	2012	2014	ALL
A great deal	1	0	0	0	0	0	0	0	0	0	1156	0	454	0	0	1610
Somewhat unlikely	2	0	0	0	0	0	0	0	0	0	375	0	124	0	0	499
A little	3	0	0	0	0	0	0	0	0	0	133	0	52	0	0	185
Not at all	4	0	0	0	0	0	0	0	0	0	120	0	50	0	0	170
Don't Know	8	0	0	0	0	0	0	0	0	0	76	0	15	0	0	91
Refused	9	0	0	0	0	0	0	0	0	0	4	0	11	0	0	15
Not Applicable	IAP	13626	354	7542	353	5907	10334	2817	2765	2812	2646	2023	1338	1974	2538	57029

G. Which of these possible effects do you care about most?

[VAR: CAREMOST]

RESPONSE	PUNCH	YEAR														
		1972-82	1982B	1983-87	1987B	1988-91	1993-98	2000	2002	2004	2006	2008	2010	2012	2014	ALL
The extinction of the polar bears	1	0	0	0	0	0	0	0	0	0	155	0	74	0	0	229
The rise in sea level	2	0	0	0	0	0	0	0	0	0	762	0	308	0	0	1070
The threat to the Arctic seals	3	0	0	0	0	0	0	0	0	0	36	0	8	0	0	44
The threat to the Inuit way of life	4	0	0	0	0	0	0	0	0	0	244	0	94	0	0	338
The melting of the northern ice cap	5	0	0	0	0	0	0	0	0	0	594	0	182	0	0	776
Don't Know	8	0	0	0	0	0	0	0	0	0	66	0	26	0	0	92
Refused	9	0	0	0	0	0	0	0	0	0	7	0	14	0	0	21
Not Applicable	IAP	13626	354	7542	353	5907	10334	2817	2765	2812	2646	2023	1338	1974	2538	57029

REMARKS: Hand Card B24 contains response 1-5 for question EXTINCT-NOICECAP.

Now for a few final questions about a different topic, a new form of technology called nanotechnology.

1105. How much have you heard about nanotechnology? Have you heard a lot, some, just a little, or nothing at all?

[VAR: NANOTECH]

<u>RESPONSE</u>	<u>PUNCH</u>	<u>YEAR</u>														
		<u>1972-82</u>	<u>1982B</u>	<u>1983-87</u>	<u>1987B</u>	<u>1988-91</u>	<u>1993-98</u>	<u>2000</u>	<u>2002</u>	<u>2004</u>	<u>2006</u>	<u>2008</u>	<u>2010</u>	<u>2012</u>	<u>2014</u>	<u>ALL</u>
A lot	1	0	0	0	0	0	0	0	0	0	100	80	23	0	0	203
Some	2	0	0	0	0	0	0	0	0	0	284	224	90	0	0	598
Just a little	3	0	0	0	0	0	0	0	0	0	436	407	127	0	0	970
Nothing at all (GO TO NANOWILL)	4	0	0	0	0	0	0	0	0	0	1014	746	210	0	0	1970
Don't Know (GO TO NANOWILL)	8	0	0	0	0	0	0	0	0	0	28	32	2	0	0	62
Refused (GO TO NANOWILL)	9	0	0	0	0	0	0	0	0	0	2	16	8	0	0	26
Not Applicable	IAP	13626	354	7542	353	5907	10334	2817	2765	2812	2646	518	1584	1974	2538	55770

1106. Here are a couple of true-false questions about nanotechnology. As before, if you don't know or aren't sure, just tell me so, and we will skip to the next question. Remember true, false, or don't know.

INSTRUCTION: DO NOT PROBE "DON'T KNOW."

- A. Nanotechnology involves manipulating extremely small units of matter, such as individual atoms, in order to produce better materials. (Is that true or false?)

[VAR: NANOKNW1]

<u>RESPONSE</u>	<u>PUNCH</u>	<u>YEAR</u>														
		<u>1972-82</u>	<u>1982B</u>	<u>1983-87</u>	<u>1987B</u>	<u>1988-91</u>	<u>1993-98</u>	<u>2000</u>	<u>2002</u>	<u>2004</u>	<u>2006</u>	<u>2008</u>	<u>2010</u>	<u>2012</u>	<u>2014</u>	<u>ALL</u>
True	1	0	0	0	0	0	0	0	0	0	483	439	136	0	0	1058
False	2	0	0	0	0	0	0	0	0	0	63	58	22	0	0	143
Don't Know	8	0	0	0	0	0	0	0	0	0	274	200	82	0	0	556
Refused	9	0	0	0	0	0	0	0	0	0	2	4	8	0	0	14
Not Applicable	IAP	13626	354	7542	353	5907	10334	2817	2765	2812	3688	1312	1796	1974	2538	57818

- B. The properties of nanoscale materials often differ fundamentally and unexpectedly from the properties of the same materials at larger scales. (Is that true or false?)

[VAR: NANOKNW2]

RESPONSE	PUNCH	YEAR														
		1972-82	1982B	1983-87	1987B	1988-91	1993-98	2000	2002	2004	2006	2008	2010	2012	2014	ALL
True	1	0	0	0	0	0	0	0	0	0	336	309	77	0	0	722
False	2	0	0	0	0	0	0	0	0	0	81	89	32	0	0	202
Don't Know	8	0	0	0	0	0	0	0	0	0	403	308	130	0	0	841
Refused	9	0	0	0	0	0	0	0	0	0	2	5	9	0	0	16
Not Applicable	IAP	13626	354	7542	353	5907	10334	2817	2765	2812	3688	1312	1796	1974	2538	57818

1107. A. Nanotechnology works at the molecular level atom by atom to build new structures, materials, and machines. People have frequently noted that new technologies have produced both benefits and harmful results. Do you think the benefits of nanotechnology will outweigh the harmful results or the harmful results will outweigh the benefits?

[VAR: NANOWILL]

RESPONSE	PUNCH	YEAR														
		1972-82	1982B	1983-87	1987B	1988-91	1993-98	2000	2002	2004	2006	2008	2010	2012	2014	ALL
Benefits greater	1	0	0	0	0	0	0	0	0	0	727	577	164	0	0	1468
About Equal (IF VOLUNTEERED)	2	0	0	0	0	0	0	0	0	0	355	171	42	0	0	568
Harmful results greater	3	0	0	0	0	0	0	0	0	0	166	148	41	0	0	355
Don't Know	8	0	0	0	0	0	0	0	0	0	614	582	202	0	0	1398
Refused	9	0	0	0	0	0	0	0	0	0	2	27	11	0	0	40
Not Applicable	IAP	13626	354	7542	353	5907	10334	2817	2765	2812	2646	518	1584	1974	2538	55770

- B. (IF NANOWILL=1) Would you say that the balance will be strongly in favor of the benefits, or only slightly?

[VAR: NANOBEN]

RESPONSE	PUNCH	YEAR														
		1972-82	1982B	1983-87	1987B	1988-91	1993-98	2000	2002	2004	2006	2008	2010	2012	2014	ALL
Strongly in favor	1	0	0	0	0	0	0	0	0	0	0	332	98	0	0	430
Slightly in favor	2	0	0	0	0	0	0	0	0	0	0	224	58	0	0	282
Don't know	8	0	0	0	0	0	0	0	0	0	0	20	7	0	0	27
No answer	9	0	0	0	0	0	0	0	0	0	0	1	12	0	0	13
Not applicable	IAP	13626	354	7542	353	5907	10334	2817	2765	2812	4510	1446	1869	1974	2538	58847

ALL RESPONSES SKIP TO SECTION H

C. (IF NANOWILL=3) Would you say that the balance will be strongly in favor of the harmful results, or only slightly?

[VAR: NANOHARM]

<u>RESPONSE</u>	<u>PUNCH</u>	<u>YEAR</u>														
		<u>1972-82</u>	<u>1982B</u>	<u>1983-87</u>	<u>1987B</u>	<u>1988-91</u>	<u>1993-98</u>	<u>2000</u>	<u>2002</u>	<u>2004</u>	<u>2006</u>	<u>2008</u>	<u>2010</u>	<u>2012</u>	<u>2014</u>	<u>ALL</u>
Strongly in favor	1	0	0	0	0	0	0	0	0	0	0	31	10	0	0	41
Slightly in favor	2	0	0	0	0	0	0	0	0	0	0	114	30	0	0	144
Don't know	8	0	0	0	0	0	0	0	0	0	0	3	1	0	0	4
Refused	9	0	0	0	0	0	0	0	0	0	0	0	11	0	0	11
Not applicable	IAP	13626	354	7542	353	5907	10334	2817	2765	2812	4510	1875	1992	1974	2538	59399

1108. Is the SAQ self administered or interview administered?

[VAR: SCIMODE]

<u>RESPONSE</u>	<u>PUNCH</u>	<u>YEAR</u>														
		<u>1972-82</u>	<u>1982B</u>	<u>1983-87</u>	<u>1987B</u>	<u>1988-91</u>	<u>1993-98</u>	<u>2000</u>	<u>2002</u>	<u>2004</u>	<u>2006</u>	<u>2008</u>	<u>2010</u>	<u>2012</u>	<u>2014</u>	<u>ALL</u>
Assigned and done as interviewed	1	0	0	0	0	0	0	0	0	0	0	1237	0	0	0	1237
Assigned and done as SAQ	2	0	0	0	0	0	0	0	0	0	0	140	0	0	0	140
Assigned as SAQ, done in interview due to R's request/inability to do as SAQ	3	0	0	0	0	0	0	0	0	0	0	89	0	0	0	89
Assigned as SAQ, done as interview on phone	4	0	0	0	0	0	0	0	0	0	0	39	0	0	0	39
Not applicable	IAP	13626	354	7542	353	5907	10334	2817	2765	2812	4510	518	2044	1974	2538	58094

1109. International and foreign policy issues. Are you very interested, moderately interested, or not at all interested?

[VAR: INTINTL]

<u>RESPONSE</u>	<u>PUNCH</u>	<u>YEAR</u>														
		<u>1972-82</u>	<u>1982B</u>	<u>1983-87</u>	<u>1987B</u>	<u>1988-91</u>	<u>1993-98</u>	<u>2000</u>	<u>2002</u>	<u>2004</u>	<u>2006</u>	<u>2008</u>	<u>2010</u>	<u>2012</u>	<u>2014</u>	<u>ALL</u>
Very interested	1	0	0	0	0	0	0	0	0	0	0	370	154	221	258	1003
Moderately interested	2	0	0	0	0	0	0	0	0	0	0	712	342	460	584	2098
Not at all interested	3	0	0	0	0	0	0	0	0	0	0	414	203	311	393	1321
Don't know	8	0	0	0	0	0	0	0	0	0	0	8	5	6	3	22
No answer	9	0	0	0	0	0	0	0	0	0	0	1	6	4	1	12
Not applicable	IAP	13626	354	7542	353	5907	10334	2817	2765	2812	4510	518	1334	972	1299	55143

1110. Agricultural and farm issues. (Are you very interested, moderately interested, or not at all interested?)

[VAR: INTFARM]

<u>RESPONSE</u>	<u>PUNCH</u>	<u>YEAR</u>														
		<u>1972-82</u>	<u>1982B</u>	<u>1983-87</u>	<u>1987B</u>	<u>1988-91</u>	<u>1993-98</u>	<u>2000</u>	<u>2002</u>	<u>2004</u>	<u>2006</u>	<u>2008</u>	<u>2010</u>	<u>2012</u>	<u>2014</u>	<u>ALL</u>
Very interested	1	0	0	0	0	0	0	0	0	0	0	369	182	236	279	1066
Moderately interested	2	0	0	0	0	0	0	0	0	0	0	770	389	493	608	2260
Not at all interested	3	0	0	0	0	0	0	0	0	0	0	359	131	262	350	1102
Don't know	8	0	0	0	0	0	0	0	0	0	0	6	2	7	1	16
No answer	9	0	0	0	0	0	0	0	0	0	0	1	6	4	1	12
Not applicable	IAP	13626	354	7542	353	5907	10334	2817	2765	2812	4510	518	1334	972	1299	55143

1111. Local school issues. (Are you very interested, moderately interested, or not at all interested?)

[VAR: INTEDUC]

<u>RESPONSE</u>	<u>PUNCH</u>	<u>YEAR</u>														
		<u>1972-82</u>	<u>1982B</u>	<u>1983-87</u>	<u>1987B</u>	<u>1988-91</u>	<u>1993-98</u>	<u>2000</u>	<u>2002</u>	<u>2004</u>	<u>2006</u>	<u>2008</u>	<u>2010</u>	<u>2012</u>	<u>2014</u>	<u>ALL</u>
Very interested	1	0	0	0	0	0	0	0	0	0	0	709	390	541	593	2233
Moderately interested	2	0	0	0	0	0	0	0	0	0	0	592	249	348	479	1668
Not at all interested	3	0	0	0	0	0	0	0	0	0	0	198	64	103	166	531
Don't know	8	0	0	0	0	0	0	0	0	0	0	5	1	5	0	11
No answer	9	0	0	0	0	0	0	0	0	0	0	1	6	5	1	13
Not applicable	IAP	13626	354	7542	353	5907	10334	2817	2765	2812	4510	518	1334	972	1299	55143

1112. Issues about new scientific discoveries. (Are you very interested, moderately interested, or not at all interested?)

[VAR: INTSCI]

<u>RESPONSE</u>	<u>PUNCH</u>	<u>YEAR</u>														
		<u>1972-82</u>	<u>1982B</u>	<u>1983-87</u>	<u>1987B</u>	<u>1988-91</u>	<u>1993-98</u>	<u>2000</u>	<u>2002</u>	<u>2004</u>	<u>2006</u>	<u>2008</u>	<u>2010</u>	<u>2012</u>	<u>2014</u>	<u>ALL</u>
Very interested	1	0	0	0	0	0	0	0	0	0	0	607	273	409	495	1784
Moderately interested	2	0	0	0	0	0	0	0	0	0	0	675	367	431	567	2040
Not at all interested	3	0	0	0	0	0	0	0	0	0	0	213	62	148	175	598
Don't know	8	0	0	0	0	0	0	0	0	0	0	9	2	9	1	21
No answer	9	0	0	0	0	0	0	0	0	0	0	1	6	5	1	13
Not applicable	IAP	13626	354	7542	353	5907	10334	2817	2765	2812	4510	518	1334	972	1299	55143

1113. Economic issues and business conditions. (Are you very interested, moderately interested, or not at all interested?)

[VAR: INTECON]

<u>RESPONSE</u>	<u>PUNCH</u>	<u>YEAR</u>														
		<u>1972-82</u>	<u>1982B</u>	<u>1983-87</u>	<u>1987B</u>	<u>1988-91</u>	<u>1993-98</u>	<u>2000</u>	<u>2002</u>	<u>2004</u>	<u>2006</u>	<u>2008</u>	<u>2010</u>	<u>2012</u>	<u>2014</u>	<u>ALL</u>
Very interested	1	0	0	0	0	0	0	0	0	0	0	748	319	508	530	2105
Moderately interested	2	0	0	0	0	0	0	0	0	0	0	594	301	376	524	1795
Not at all interested	3	0	0	0	0	0	0	0	0	0	0	157	83	103	180	523
Don't know	8	0	0	0	0	0	0	0	0	0	0	5	1	11	4	21
No answer	9	0	0	0	0	0	0	0	0	0	0	1	6	4	1	12
Not applicable	IAP	13626	354	7542	353	5907	10334	2817	2765	2812	4510	518	1334	972	1299	55143

1114. Issues about the use of new inventions and technologies. (Are you very interested, moderately interested, or not at all interested?)

[VAR: INTTECH]

<u>RESPONSE</u>	<u>PUNCH</u>	<u>YEAR</u>														
		<u>1972-82</u>	<u>1982B</u>	<u>1983-87</u>	<u>1987B</u>	<u>1988-91</u>	<u>1993-98</u>	<u>2000</u>	<u>2002</u>	<u>2004</u>	<u>2006</u>	<u>2008</u>	<u>2010</u>	<u>2012</u>	<u>2014</u>	<u>ALL</u>
Very interested	1	0	0	0	0	0	0	0	0	0	0	626	270	420	530	1846
Moderately interested	2	0	0	0	0	0	0	0	0	0	0	680	367	454	559	2060
Not at all interested	3	0	0	0	0	0	0	0	0	0	0	193	66	113	149	521
Don't know	8	0	0	0	0	0	0	0	0	0	0	5	1	11	0	17
No answer	9	0	0	0	0	0	0	0	0	0	0	1	6	4	1	12
Not applicable	IAP	13626	354	7542	353	5907	10334	2817	2765	2812	4510	518	1334	972	1299	55143

1115. Issues about new medical discoveries. (Are you very interested, moderately interested, or not at all interested?)

[VAR: INTMED]

<u>RESPONSE</u>	<u>PUNCH</u>	<u>YEAR</u>														
		<u>1972-82</u>	<u>1982B</u>	<u>1983-87</u>	<u>1987B</u>	<u>1988-91</u>	<u>1993-98</u>	<u>2000</u>	<u>2002</u>	<u>2004</u>	<u>2006</u>	<u>2008</u>	<u>2010</u>	<u>2012</u>	<u>2014</u>	<u>ALL</u>
Very interested	1	0	0	0	0	0	0	0	0	0	0	907	420	599	725	2651
Moderately interested	2	0	0	0	0	0	0	0	0	0	0	496	251	346	448	1541
Not at all interested	3	0	0	0	0	0	0	0	0	0	0	93	32	48	65	238
Don't know	8	0	0	0	0	0	0	0	0	0	0	7	1	5	0	13
No answer	9	0	0	0	0	0	0	0	0	0	0	2	6	4	1	13
Not applicable	IAP	13626	354	7542	353	5907	10334	2817	2765	2812	4510	518	1334	972	1299	55143

1116. Issues about space exploration. (Are you very interested, moderately interested, or not at all interested?)

[VAR: INTSPACE]

<u>RESPONSE</u>	<u>PUNCH</u>	<u>YEAR</u>														
		<u>1972-82</u>	<u>1982B</u>	<u>1983-87</u>	<u>1987B</u>	<u>1988-91</u>	<u>1993-98</u>	<u>2000</u>	<u>2002</u>	<u>2004</u>	<u>2006</u>	<u>2008</u>	<u>2010</u>	<u>2012</u>	<u>2014</u>	<u>ALL</u>
Very interested	1	0	0	0	0	0	0	0	0	0	0	326	148	221	272	967
Moderately interested	2	0	0	0	0	0	0	0	0	0	0	665	365	433	559	2022
Not at all interested	3	0	0	0	0	0	0	0	0	0	0	508	189	332	407	1436
Don't know	8	0	0	0	0	0	0	0	0	0	0	5	2	11	0	18
No answer	9	0	0	0	0	0	0	0	0	0	0	1	6	5	1	13
Not applicable	IAP	13626	354	7542	353	5907	10334	2817	2765	2812	4510	518	1334	972	1299	55143

1117. Issues about environmental pollution. (Are you very interested, moderately interested, or not at all interested?)

[VAR: INTENVIR]

<u>RESPONSE</u>	<u>PUNCH</u>	<u>YEAR</u>														
		<u>1972-82</u>	<u>1982B</u>	<u>1983-87</u>	<u>1987B</u>	<u>1988-91</u>	<u>1993-98</u>	<u>2000</u>	<u>2002</u>	<u>2004</u>	<u>2006</u>	<u>2008</u>	<u>2010</u>	<u>2012</u>	<u>2014</u>	<u>ALL</u>
Very interested	1	0	0	0	0	0	0	0	0	0	0	751	315	467	510	2043
Moderately interested	2	0	0	0	0	0	0	0	0	0	0	600	330	430	598	1958
Not at all interested	3	0	0	0	0	0	0	0	0	0	0	142	57	94	130	423
Don't know	8	0	0	0	0	0	0	0	0	0	0	11	2	7	0	20
No answer	9	0	0	0	0	0	0	0	0	0	0	1	6	4	1	12
Not applicable	IAP	13626	354	7542	353	5907	10334	2817	2765	2812	4510	518	1334	972	1299	55143

1118. Issues about military and defense policy. (Are you very interested, moderately interested, or not at all interested?)

[VAR: INTMIL]

<u>RESPONSE</u>	<u>PUNCH</u>	<u>YEAR</u>														
		<u>1972-82</u>	<u>1982B</u>	<u>1983-87</u>	<u>1987B</u>	<u>1988-91</u>	<u>1993-98</u>	<u>2000</u>	<u>2002</u>	<u>2004</u>	<u>2006</u>	<u>2008</u>	<u>2010</u>	<u>2012</u>	<u>2014</u>	<u>ALL</u>
Very interested	1	0	0	0	0	0	0	0	0	0	0	611	259	397	439	1706
Moderately interested	2	0	0	0	0	0	0	0	0	0	0	674	341	448	614	2077
Not at all interested	3	0	0	0	0	0	0	0	0	0	0	210	101	144	183	638
Don't know	8	0	0	0	0	0	0	0	0	0	0	9	3	7	2	21
No answer	9	0	0	0	0	0	0	0	0	0	0	1	6	6	1	14
Not applicable	IAP	13626	354	7542	353	5907	10334	2817	2765	2812	4510	518	1334	972	1299	55143

Section C: Visits to Museums, Zoos, and Aquariums

IF SCIINTRO=1, THEN DISPLAY: Now, let me ask you about your use of museums, zoos, and similar institutions.

I am going to read you a short list of places and ask you to tell me how many times you visited each type of place during the last year, that is, the last 12 months. If you did not visit any given place, just say none. First...

IF SCIINTRO=2, THEN DISPLAY: Now, I am going to read you a short list of places and ask you to tell me how many times you visited each type of place during the last year, that is, the last 12 months. If you did not visit any given place, just say none. First...

1119. Which version of science introduction was used?

[VAR: SCIINTRO]

<u>RESPONSE</u>	<u>PUNCH</u>	<u>YEAR</u>														
		<u>1972-82</u>	<u>1982B</u>	<u>1983-87</u>	<u>1987B</u>	<u>1988-91</u>	<u>1993-98</u>	<u>2000</u>	<u>2002</u>	<u>2004</u>	<u>2006</u>	<u>2008</u>	<u>2010</u>	<u>2012</u>	<u>2014</u>	<u>ALL</u>
Intro Version 1	1	0	0	0	0	0	0	0	0	0	0	747	0	0	0	747
Intro Version 2	2	0	0	0	0	0	0	0	0	0	0	758	0	0	0	758
Not applicable	IAP	13626	354	7542	353	5907	10334	2817	2765	2812	4510	518	2044	1974	2538	58094

1120. An art museum. How many times did you visit an art museum during the last year?

[VAR: VISART]

<u>RESPONSE</u>	<u>PUNCH</u>	<u>YEAR</u>														
		<u>1972-82</u>	<u>1982B</u>	<u>1983-87</u>	<u>1987B</u>	<u>1988-91</u>	<u>1993-98</u>	<u>2000</u>	<u>2002</u>	<u>2004</u>	<u>2006</u>	<u>2008</u>	<u>2010</u>	<u>2012</u>	<u>2014</u>	<u>ALL</u>
0	0	0	0	0	0	0	0	0	0	0	0	1032	0	671	0	1703
1	1	0	0	0	0	0	0	0	0	0	0	220	0	167	0	387
2	2	0	0	0	0	0	0	0	0	0	0	106	0	67	0	173
3	3	0	0	0	0	0	0	0	0	0	0	56	0	30	0	86
4	4	0	0	0	0	0	0	0	0	0	0	26	0	15	0	41
5 or more	5+	0	0	0	0	0	0	0	0	0	0	64	0	48	0	112
No Answer	999	0	0	0	0	0	0	0	0	0	0	1	0	4	0	5
Not applicable	IAP	13626	354	7542	353	5907	10334	2817	2765	2812	4510	518	2044	972	2538	57092

ENTER ZERO IF NO VISITS.

REMARKS: Responses were collapsed for display purposes.

1121. A natural history museum. How many times did you visit a natural history museum during the last year?

[VAR: VISNHIST]

<u>RESPONSE</u>	<u>PUNCH</u>	<u>YEAR</u>														
		<u>1972-82</u>	<u>1982B</u>	<u>1983-87</u>	<u>1987B</u>	<u>1988-91</u>	<u>1993-98</u>	<u>2000</u>	<u>2002</u>	<u>2004</u>	<u>2006</u>	<u>2008</u>	<u>2010</u>	<u>2012</u>	<u>2014</u>	<u>ALL</u>
0	0	0	0	0	0	0	0	0	0	0	0	1117	0	725	0	1842
1	1	0	0	0	0	0	0	0	0	0	0	265	0	192	0	457
2	2	0	0	0	0	0	0	0	0	0	0	63	0	49	0	112
3	3	0	0	0	0	0	0	0	0	0	0	30	0	13	0	43
4	4	0	0	0	0	0	0	0	0	0	0	9	0	9	0	18
5 or more	5+	0	0	0	0	0	0	0	0	0	0	20	0	10	0	30
No Answer	999	0	0	0	0	0	0	0	0	0	0	1	0	4	0	5
Not applicable	IAP	13626	354	7542	353	5907	10334	2817	2765	2812	4510	518	2044	972	2538	57092

ENTER ZERO IF NO VISITS.

REMARKS: Responses were collapsed for display purposes.

1122. A zoo or aquarium. How many times did you visit a zoo or aquarium during the last year?

[VAR: VISZOO]

<u>RESPONSE</u>	<u>PUNCH</u>	<u>YEAR</u>														
		<u>1972-82</u>	<u>1982B</u>	<u>1983-87</u>	<u>1987B</u>	<u>1988-91</u>	<u>1993-98</u>	<u>2000</u>	<u>2002</u>	<u>2004</u>	<u>2006</u>	<u>2008</u>	<u>2010</u>	<u>2012</u>	<u>2014</u>	<u>ALL</u>
0	0	0	0	0	0	0	0	0	0	0	0	770	0	550	0	1320
1	1	0	0	0	0	0	0	0	0	0	0	409	0	254	0	663
2	2	0	0	0	0	0	0	0	0	0	0	188	0	111	0	299
3	3	0	0	0	0	0	0	0	0	0	0	53	0	32	0	85
4	4	0	0	0	0	0	0	0	0	0	0	26	0	14	0	40
5 or more	5+	0	0	0	0	0	0	0	0	0	0	58	0	37	0	95
No Answer	999	0	0	0	0	0	0	0	0	0	0	1	0	4	0	5
Not applicable	IAP	13626	354	7542	353	5907	10334	2817	2765	2812	4510	518	2044	972	2538	57092

ENTER ZERO IF NO VISITS.

REMARKS: Responses were collapsed for display purposes.

1123. A science or technology museum. How many times did you visit a science or technology museum during the last year?

[VAR: VISSCI]

<u>RESPONSE</u>	<u>PUNCH</u>	<u>YEAR</u>														
		<u>1972-82</u>	<u>1982B</u>	<u>1983-87</u>	<u>1987B</u>	<u>1988-91</u>	<u>1993-98</u>	<u>2000</u>	<u>2002</u>	<u>2004</u>	<u>2006</u>	<u>2008</u>	<u>2010</u>	<u>2012</u>	<u>2014</u>	<u>ALL</u>
0	0	0	0	0	0	0	0	0	0	0	0	1,140	0	755	0	1895
1	1	0	0	0	0	0	0	0	0	0	0	257	0	168	0	425
2	2	0	0	0	0	0	0	0	0	0	0	65	0	45	0	110
3	3	0	0	0	0	0	0	0	0	0	0	15	0	14	0	29
4	4	0	0	0	0	0	0	0	0	0	0	8	0	5	0	13
5 or more	5+	0	0	0	0	0	0	0	0	0	0	19	0	10	0	29
Don't know	998	0	0	0	0	0	0	0	0	0	0	0	0	1	0	1
No Answer	999	0	0	0	0	0	0	0	0	0	0	1	0	4	0	5
Not applicable	IAP	13626	354	7542	353	5907	10334	2817	2765	2812	4510	518	2044	972	2538	57092

ENTER ZERO IF NO VISITS.

REMARKS: Responses were collapsed for display purposes.

1124. A public library. How many times did you visit a public library during the last year?

[VAR: VISLIB]

<u>RESPONSE</u>	<u>PUNCH</u>	<u>YEAR</u>														
		<u>1972-82</u>	<u>1982B</u>	<u>1983-87</u>	<u>1987B</u>	<u>1988-91</u>	<u>1993-98</u>	<u>2000</u>	<u>2002</u>	<u>2004</u>	<u>2006</u>	<u>2008</u>	<u>2010</u>	<u>2012</u>	<u>2014</u>	<u>ALL</u>
0	0	0	0	0	0	0	0	0	0	0	0	545	0	383	0	928
1	1	0	0	0	0	0	0	0	0	0	0	129	0	104	0	233
2	2	0	0	0	0	0	0	0	0	0	0	151	0	83	0	234
3	3	0	0	0	0	0	0	0	0	0	0	86	0	60	0	146
4	4	0	0	0	0	0	0	0	0	0	0	73	0	44	0	117
5 or more	5+	0	0	0	0	0	0	0	0	0	0	520	0	304	0	824
No Answer	999	0	0	0	0	0	0	0	0	0	0	1	0	24	0	25
Not applicable	IAP	13626	354	7542	353	5907	10334	2817	2765	2812	4510	518	2044	972	2538	57092

ENTER ZERO IF NO VISITS.

REMARKS: Responses were collapsed for display purposes.

1125. The quality of science and mathematics education in American schools is inadequate.

(Do you strongly agree, agree, disagree, or strongly disagree?)

[VAR: SCIMATH]

<u>RESPONSE</u>	<u>PUNCH</u>	<u>YEAR</u>														
		<u>1972-82</u>	<u>1982B</u>	<u>1983-87</u>	<u>1987B</u>	<u>1988-91</u>	<u>1993-98</u>	<u>2000</u>	<u>2002</u>	<u>2004</u>	<u>2006</u>	<u>2008</u>	<u>2010</u>	<u>2012</u>	<u>2014</u>	<u>ALL</u>
Strongly agree	1	0	0	0	0	0	0	0	0	0	0	325	0	0	0	325
Agree	2	0	0	0	0	0	0	0	0	0	0	751	0	0	0	751
Disagree	3	0	0	0	0	0	0	0	0	0	0	312	0	0	0	312
Strongly disagree	4	0	0	0	0	0	0	0	0	0	0	22	0	0	0	22
Don't know	8	0	0	0	0	0	0	0	0	0	0	92	0	0	0	92
No answer	9	0	0	0	0	0	0	0	0	0	0	3	0	0	0	3
Not applicable	IAP	13626	354	7542	353	5907	10334	2817	2765	2812	4510	518	2044	1974	2538	58094

1126. Scientists should be allowed to do research that causes pain and injury to animals like dogs and chimpanzees if it produces new information about human health problems.
(Do you strongly agree, agree, disagree, or strongly disagree?)

[VAR: ANSCITST]

<u>RESPONSE</u>	<u>PUNCH</u>	<u>YEAR</u>														
		<u>1972-82</u>	<u>1982B</u>	<u>1983-87</u>	<u>1987B</u>	<u>1988-91</u>	<u>1993-98</u>	<u>2000</u>	<u>2002</u>	<u>2004</u>	<u>2006</u>	<u>2008</u>	<u>2010</u>	<u>2012</u>	<u>2014</u>	<u>ALL</u>
Strongly agree	1	0	0	0	0	0	0	0	0	0	0	96	0	0	0	96
Agree	2	0	0	0	0	0	0	0	0	0	0	474	0	0	0	474
Disagree	3	0	0	0	0	0	0	0	0	0	0	542	0	0	0	542
Strongly disagree	4	0	0	0	0	0	0	0	0	0	0	321	0	0	0	321
Don't know	8	0	0	0	0	0	0	0	0	0	0	61	0	0	0	61
No answer	9	0	0	0	0	0	0	0	0	0	0	11	0	0	0	11
Not applicable	IAP	13626	354	7542	353	5907	10334	2817	2765	2812	4510	518	2044	1974	2538	58094

IF SCIGENE = 1, GO TO 9b. IF SCIGENE = 2, GO TO 9a.

1127. It is the mother's gene that decides whether the baby is a boy or a girl.

[VAR: MABOYGRL]

<u>RESPONSE</u>	<u>PUNCH</u>	<u>YEAR</u>														
		<u>1972-82</u>	<u>1982B</u>	<u>1983-87</u>	<u>1987B</u>	<u>1988-91</u>	<u>1993-98</u>	<u>2000</u>	<u>2002</u>	<u>2004</u>	<u>2006</u>	<u>2008</u>	<u>2010</u>	<u>2012</u>	<u>2014</u>	<u>ALL</u>
TRUE	1	0	0	0	0	0	0	0	0	0	0	41	0	0	0	41
FALSE	2	0	0	0	0	0	0	0	0	0	0	176	0	0	0	176
Don't know	8	0	0	0	0	0	0	0	0	0	0	35	0	0	0	35
No answer	9	0	0	0	0	0	0	0	0	0	0	2	0	0	0	2
Not applicable	IAP	13626	354	7542	353	5907	10334	2817	2765	2812	4510	1769	2044	1974	2538	59345

REMARKS: IN INTERVIEWER ADMINISTRATION CONDITION, FI MAY READ: (Is that true or false?)
DON'T PROBE DK RESPONSE

Section F: NEW SCIENCE ITEMS

Now, we are going to do some more detailed questions on science and technology. Scientists and educators are interested in how familiar adults are with the things being taught in today's schools. Many of these questions are likely to concern things that weren't taught or emphasized when you were in school. Some of the questions involve pictures or graphs. SELF-ADMINISTERED CONDITION ONLY: You may not know the answer to every question. Just hit the [F7] key to move onto the next question. When you are ready, please ask the interviewer for the cards with the pictures.

1128. What property of water is most important for living organisms?

[VAR: H2OLIFE]

<u>RESPONSE</u>	<u>PUNCH</u>	<u>YEAR</u>														
		<u>1972-82</u>	<u>1982B</u>	<u>1983-87</u>	<u>1987B</u>	<u>1988-91</u>	<u>1993-98</u>	<u>2000</u>	<u>2002</u>	<u>2004</u>	<u>2006</u>	<u>2008</u>	<u>2010</u>	<u>2012</u>	<u>2014</u>	<u>ALL</u>
It is odorless	1	0	0	0	0	0	0	0	0	0	0	64	0	0	0	64
It does not conduct electricity	2	0	0	0	0	0	0	0	0	0	0	70	0	0	0	70
It is tasteless	3	0	0	0	0	0	0	0	0	0	0	71	0	0	0	71
It is liquid at most temperatures on Earth	4	0	0	0	0	0	0	0	0	0	0	1012	0	0	0	1012
Don't know	8	0	0	0	0	0	0	0	0	0	0	268	0	0	0	268
No answer	9	0	0	0	0	0	0	0	0	0	0	20	0	0	0	20
Not applicable	IAP	13626	354	7542	353	5907	10334	2817	2765	2812	4510	518	2044	1974	2538	58094

REMARKS: IN INTERVIEWER ADMINISTERED CONDITION, ACCEPT DK OR REFUSALS IF VOLUNTEERED; DON'T PROBE DK RESPONSES

1129. Please look at Card I-1. The two objects shown there have the same mass, but object B loses heat more quickly than object A. Which combination of bodily features would be best suited to a small animal that lives in a cold climate and needs to minimize heat loss?

[VAR: ANHEAT]

RESPONSE	PUNCH	YEAR														
		1972-82	1982B	1983-87	1987B	1988-91	1993-98	2000	2002	2004	2006	2008	2010	2012	2014	ALL
Long ears and a long body	1	0	0	0	0	0	0	0	0	0	0	184	0	0	0	184
Small ears and a short tail	2	0	0	0	0	0	0	0	0	0	0	679	0	0	0	679
A long nose and a long tail	3	0	0	0	0	0	0	0	0	0	0	60	0	0	0	60
A short nose and large ears	4	0	0	0	0	0	0	0	0	0	0	82	0	0	0	82
A long tail and a short nose	5	0	0	0	0	0	0	0	0	0	0	77	0	0	0	77
Don't know	8	0	0	0	0	0	0	0	0	0	0	214	0	0	0	214
No answer	9	0	0	0	0	0	0	0	0	0	0	18	0	0	0	18
Not applicable	IAP	13626	354	7542	353	5907	10334	2817	2765	2812	4510	709	2044	1974	2538	58285

REMARKS: IN INTERVIEWER ADMINISTERED CONDITION, ACCEPT DK OR REFUSALS IF VOLUNTEERED; DON'T PROBE DK RESPONSES

1130. Which of the following is a key factor that enables an airplane to lift?

[VAR: LFTPLANE]

RESPONSE	PUNCH	YEAR														
		1972-82	1982B	1983-87	1987B	1988-91	1993-98	2000	2002	2004	2006	2008	2010	2012	2014	ALL
Air pressure beneath the wing is greater than that above the wing	1	0	0	0	0	0	0	0	0	0	0	799	0	0	0	799
Pressure within the airplane is greater than that of the outside	2	0	0	0	0	0	0	0	0	0	0	90	0	0	0	90
Engine power is greater than that of friction	3	0	0	0	0	0	0	0	0	0	0	345	0	0	0	345
The plane's wing is lighter than air	4	0	0	0	0	0	0	0	0	0	0	40	0	0	0	40
Don't know	8	0	0	0	0	0	0	0	0	0	0	211	0	0	0	211
No answer	9	0	0	0	0	0	0	0	0	0	0	20	0	0	0	20
Not applicable	IAP	13626	354	7542	353	5907	10334	2817	2765	2812	4510	518	2044	1974	2538	58094

1133. A solution of hydrochloric acid (HCl) in water will turn blue litmus paper red. A solution of the base sodium hydroxide (NaOH) in water will turn red litmus paper blue. If the acid and base solutions are mixed in the right proportion, the resulting solution will cause neither red nor blue litmus paper to change color. Explain why the litmus paper does not change color in the mixed solution.

SELF-ADMINISTRATION CONDITION ONLY: Just enter your answer in the space below.

[VAR: LITMSTXT]

RESPONSE

1134. Why litmus paper doesn't change color in mixed solution?

[VAR: LITMSTXT]

<u>RESPONSE</u>	<u>PUNCH</u>	<u>YEAR</u>														
		<u>1972-82</u>	<u>1982B</u>	<u>1983-87</u>	<u>1987B</u>	<u>1988-91</u>	<u>1993-98</u>	<u>2000</u>	<u>2002</u>	<u>2004</u>	<u>2006</u>	<u>2008</u>	<u>2010</u>	<u>2012</u>	<u>2014</u>	<u>ALL</u>
Complete	1	0	0	0	0	0	0	0	0	0	0	292	0	0	0	292
Partial	2	0	0	0	0	0	0	0	0	0	0	191	0	0	0	191
Unsatisfactory/ Incorrect	3	0	0	0	0	0	0	0	0	0	0	147	0	0	0	147
Don't know	8	0	0	0	0	0	0	0	0	0	0	849	0	0	0	849
No answer	9	0	0	0	0	0	0	0	0	0	0	26	0	0	0	26
Not applicable	IAP	13626	354	7542	353	5907	10334	2817	2765	2812	4510	518	2044	1974	2538	58094

1135. Experiment about goldfish and temperature.

[VAR: GOLDFISH]

<u>RESPONSE</u>	<u>PUNCH</u>	<u>YEAR</u>														
		<u>1972-82</u>	<u>1982B</u>	<u>1983-87</u>	<u>1987B</u>	<u>1988-91</u>	<u>1993-98</u>	<u>2000</u>	<u>2002</u>	<u>2004</u>	<u>2006</u>	<u>2008</u>	<u>2010</u>	<u>2012</u>	<u>2014</u>	<u>ALL</u>
Experiment A	1	0	0	0	0	0	0	0	0	0	0	761	0	0	0	761
Experiment B	2	0	0	0	0	0	0	0	0	0	0	84	0	0	0	84
Experiment C	3	0	0	0	0	0	0	0	0	0	0	116	0	0	0	116
Experiment D	4	0	0	0	0	0	0	0	0	0	0	77	0	0	0	77
Don't know	8	0	0	0	0	0	0	0	0	0	0	248	0	0	0	248
No answer	9	0	0	0	0	0	0	0	0	0	0	28	0	0	0	28
Not applicable	IAP	13626	354	7542	353	5907	10334	2817	2765	2812	4510	709	2044	1974	2538	58285

1136. Ocean water for vegetables.

[VAR: SALTH2O]

<u>RESPONSE</u>	<u>PUNCH</u>	<u>YEAR</u>														
		<u>1972-82</u>	<u>1982B</u>	<u>1983-87</u>	<u>1987B</u>	<u>1988-91</u>	<u>1993-98</u>	<u>2000</u>	<u>2002</u>	<u>2004</u>	<u>2006</u>	<u>2008</u>	<u>2010</u>	<u>2012</u>	<u>2014</u>	<u>ALL</u>
Yes, because there is plenty of ocean water.	1	0	0	0	0	0	0	0	0	0	0	23	0	0	0	23
Yes, because ocean water has many natural fertilizers	2	0	0	0	0	0	0	0	0	0	0	36	0	0	0	36
No, because ocean water is too salty for plants grown on land	3	0	0	0	0	0	0	0	0	0	0	1262	0	0	0	1262
No, because ocean water is much more polluted than fresh water.	4	0	0	0	0	0	0	0	0	0	0	100	0	0	0	100
Don't know	8	0	0	0	0	0	0	0	0	0	0	64	0	0	0	64
No answer	9	0	0	0	0	0	0	0	0	0	0	20	0	0	0	20
Not applicable	IAP	13626	354	7542	353	5907	10334	2817	2765	2812	4510	518	2044	1974	2538	58094

1137. Example of Erosion.

[VAR: EROSION]

<u>RESPONSE</u>	<u>PUNCH</u>	<u>YEAR</u>														
		<u>1972-82</u>	<u>1982B</u>	<u>1983-87</u>	<u>1987B</u>	<u>1988-91</u>	<u>1993-98</u>	<u>2000</u>	<u>2002</u>	<u>2004</u>	<u>2006</u>	<u>2008</u>	<u>2010</u>	<u>2012</u>	<u>2014</u>	<u>ALL</u>
The wind in the desert blows sand against a rock.	1	0	0	0	0	0	0	0	0	0	0	147	0	0	0	147
A glascier picks up boulders as it moves.	2	0	0	0	0	0	0	0	0	0	0	245	0	0	0	245
A flood washes over a riverbank, and the water carries small soil.	3	0	0	0	0	0	0	0	0	0	0	99	0	0	0	99
An icy winter causes the pavement in the road to crack.	4	0	0	0	0	0	0	0	0	0	0	830	0	0	0	830
Don't know	8	0	0	0	0	0	0	0	0	0	0	162	0	0	0	162
No answer	9	0	0	0	0	0	0	0	0	0	0	22	0	0	0	22
Not applicable	IAP	13626	354	7542	353	5907	10334	2817	2765	2812	4510	518	2044	1974	2538	58094

1138. Traits are transferred from generation to generation through the...

[VAR: GENES]

<u>RESPONSE</u>	<u>PUNCH</u>	<u>YEAR</u>														
		<u>1972-82</u>	<u>1982B</u>	<u>1983-87</u>	<u>1987B</u>	<u>1988-91</u>	<u>1993-98</u>	<u>2000</u>	<u>2002</u>	<u>2004</u>	<u>2006</u>	<u>2008</u>	<u>2010</u>	<u>2012</u>	<u>2014</u>	<u>ALL</u>
Sperm only	1	0	0	0	0	0	0	0	0	0	0	95	0	0	0	95
Egg only	2	0	0	0	0	0	0	0	0	0	0	31	0	0	0	31
Sperm and egg	3	0	0	0	0	0	0	0	0	0	0	1178	0	0	0	1178
Testes	4	0	0	0	0	0	0	0	0	0	0	30	0	0	0	30
Don't know	8	0	0	0	0	0	0	0	0	0	0	153	0	0	0	153
Refused	9	0	0	0	0	0	0	0	0	0	0	18	0	0	0	18
Not applicable	IAP	13,626	354	7,542	353	5,907	10,334	2,817	2,765	2,812	4,510	518	2,044	1974	2538	58094

REMARKS: IN INTERVIEWER ADMINISTERED CONDITION, ACCEPT DK OR REFUSALS IF VOLUNTEERED; DON'T PROBE DK RESPONSES

1139. How do most fish get the oxygen they need to survive?

[VAR: GILLS]

RESPONSE	PUNCH	YEAR														
		<u>1972-82</u>	<u>1982B</u>	<u>1983-87</u>	<u>1987B</u>	<u>1988-91</u>	<u>1993-98</u>	<u>2000</u>	<u>2002</u>	<u>2004</u>	<u>2006</u>	<u>2008</u>	<u>2010</u>	<u>2012</u>	<u>2014</u>	<u>ALL</u>
They take in water and break it down into hydrogen and oxygen	1	0	0	0	0	0	0	0	0	0	0	137	0	0	0	137
Using their gills, they take in oxygen that is dissolved in water	2	0	0	0	0	0	0	0	0	0	0	1124	0	0	0	1124
They get their oxygen from the food they eat	3	0	0	0	0	0	0	0	0	0	0	29	0	0	0	29
They come to the surface every few minutes to breathe air into their lungs	4	0	0	0	0	0	0	0	0	0	0	87	0	0	0	87
Don't know	8	0	0	0	0	0	0	0	0	0	0	107	0	0	0	107
No answer	9	0	0	0	0	0	0	0	0	0	0	21	0	0	0	21
Not applicable	IAP	13626	354	7542	353	5907	10334	2817	2765	2812	4510	518	2044	1974	2538	58094

REMARKS: IN INTERVIEWER ADMINISTERED CONDITION, ACCEPT DK OR REFUSALS IF VOLUNTEERED; DON'T PROBE DK RESPONSES

1140. For which reason may people experience shortness of breath more quickly at the top of a mountain than along a seashore?

[VAR: UPBREATH]

RESPONSE	PUNCH	YEAR														
		<u>1972-82</u>	<u>1982B</u>	<u>1983-87</u>	<u>1987B</u>	<u>1988-91</u>	<u>1993-98</u>	<u>2000</u>	<u>2002</u>	<u>2004</u>	<u>2006</u>	<u>2008</u>	<u>2010</u>	<u>2012</u>	<u>2014</u>	<u>ALL</u>
A slower pulse rate	1	0	0	0	0	0	0	0	0	0	0	24	0	0	0	24
A greater gravitational force on the body	2	0	0	0	0	0	0	0	0	0	0	181	0	0	0	181
A lower percent of oxygen in the blood	3	0	0	0	0	0	0	0	0	0	0	1016	0	0	0	1016
A faster heartbeat	4	0	0	0	0	0	0	0	0	0	0	67	0	0	0	67
A slower circulation of blood	5	0	0	0	0	0	0	0	0	0	0	58	0	0	0	58
Don't know	8	0	0	0	0	0	0	0	0	0	0	137	0	0	0	137
No answer	9	0	0	0	0	0	0	0	0	0	0	22	0	0	0	22
Not applicable	IAP	13626	354	7542	353	5907	10334	2817	2765	2812	4510	518	2044	1974	2538	58094

REMARKS: IN INTERVIEWER ADMINISTERED CONDITION, ACCEPT DK OR REFUSALS IF VOLUNTEERED; DON'T PROBE DK RESPONSES

1141. Please look at Card I-3. Day-night rhythms dramatically affect our bodies. Probably no body system is more influenced than the nervous system. The figure on Card I-3 illustrates the number of errors made by shift workers in different portions of the 24-hour cycle.

Based on the data illustrated in the figure, during which of these time periods did the most errors occur?

[VAR: DAYNIGHT]

<u>RESPONSE</u>	<u>PUNCH</u>	<u>YEAR</u>														
		<u>1972-82</u>	<u>1982B</u>	<u>1983-87</u>	<u>1987B</u>	<u>1988-91</u>	<u>1993-98</u>	<u>2000</u>	<u>2002</u>	<u>2004</u>	<u>2006</u>	<u>2008</u>	<u>2010</u>	<u>2012</u>	<u>2014</u>	<u>ALL</u>
2 A.M. to 4 A.M.	1	0	0	0	0	0	0	0	0	0	0	999	0	0	0	999
8 A.M. to 10 A.M.	2	0	0	0	0	0	0	0	0	0	0	52	0	0	0	52
12 P.M. to 2 P.M.	3	0	0	0	0	0	0	0	0	0	0	54	0	0	0	54
2 P.M. to 4 P.M.	4	0	0	0	0	0	0	0	0	0	0	46	0	0	0	46
8 P.M. to 10 P.M.	5	0	0	0	0	0	0	0	0	0	0	30	0	0	0	30
Don't Know	8	0	0	0	0	0	0	0	0	0	0	111	0	0	0	111
No Answer	9	0	0	0	0	0	0	0	0	0	0	22	0	0	0	22
Not applicable	IAP	13626	354	7542	353	5907	10334	2817	2765	2812	4510	709	2044	1974	2538	58285

REMARKS: IN INTERVIEWER ADMINISTERED CONDITION, ACCEPT DK OR REFUSALS IF VOLUNTEERED; DON'T PROBE DK RESPONSES

1142. As part of a laboratory experiment, five students measured the weight of the same leaf four times. They recorded 20 slightly different weights. All of the work was done carefully and correctly. Their goal was to be as accurate as possible and reduce error in the experiment to a minimum. Which of the following is the best method to report the weight of the leaf?

[VAR: WEIGHING]

RESPONSE	PUNCH	YEAR														
		1972-82	1982B	1983-87	1987B	1988-91	1993-98	2000	2002	2004	2006	2008	2010	2012	2014	ALL
Ask the teacher to weigh the leaf	1	0	0	0	0	0	0	0	0	0	0	89	0	0	0	89
Report the first measurement	2	0	0	0	0	0	0	0	0	0	0	79	0	0	0	79
Average all of the weights that were recorded	3	0	0	0	0	0	0	0	0	0	0	984	0	0	0	984
Average the highest and lowest weights recorded	4	0	0	0	0	0	0	0	0	0	0	144	0	0	0	144
Discard the lowest five weights	5	0	0	0	0	0	0	0	0	0	0	33	0	0	0	33
Don't Know	8	0	0	0	0	0	0	0	0	0	0	152	0	0	0	152
No Answer	9	0	0	0	0	0	0	0	0	0	0	24	0	0	0	24
Not applicable	IAP	13626	354	7542	353	5907	10334	2817	2765	2812	4510	518	2044	1974	2538	58094

REMARKS: IN INTERVIEWER ADMINISTERED CONDITION, ACCEPT DK OR REFUSALS IF VOLUNTEERED; DON'T PROBE DK RESPONSES

1143. Please look at Card I-4. A gardener has an idea that a plant needs sand in the soil for healthy growth. In order to test her idea she uses two pots of plants. She sets up one pot of plants as shown on the top part of the card. Which one of the pictures on the bottom part of the card shows what should she use for the second pot?

[VAR: SEESAND]

RESPONSE	PUNCH	YEAR														
		1972-82	1982B	1983-87	1987B	1988-91	1993-98	2000	2002	2004	2006	2008	2010	2012	2014	ALL
Sunlight. Sand and water	1	0	0	0	0	0	0	0	0	0	0	105	0	0	0	105
Dark cupboard. Sand, soil, and water	2	0	0	0	0	0	0	0	0	0	0	170	0	0	0	170
Dark cupboard. Soil and water	3	0	0	0	0	0	0	0	0	0	0	43	0	0	0	43
Sunlight. Sand and soil	4	0	0	0	0	0	0	0	0	0	0	144	0	0	0	144
Sunlight. Soil and water	5	0	0	0	0	0	0	0	0	0	0	692	0	0	0	692
Don't Know	8	0	0	0	0	0	0	0	0	0	0	136	0	0	0	136
No Answer	9	0	0	0	0	0	0	0	0	0	0	24	0	0	0	24
Not applicable	IAP	13626	354	7542	353	5907	10334	2817	2765	2812	4510	709	2044	1974	2538	58285

REMARKS: IN INTERVIEWER ADMINISTERED CONDITION, ACCEPT DK OR REFUSALS IF VOLUNTEERED; DON'T PROBE DK RESPONSES

1144. Please look at Card I-5. What is the scientist trying to find out from this experiment?

[VAR: FISHEXP1]

<u>RESPONSE</u>	<u>PUNCH</u>	<u>YEAR</u>														
		<u>1972-82</u>	<u>1982B</u>	<u>1983-87</u>	<u>1987B</u>	<u>1988-91</u>	<u>1993-98</u>	<u>2000</u>	<u>2002</u>	<u>2004</u>	<u>2006</u>	<u>2008</u>	<u>2010</u>	<u>2012</u>	<u>2014</u>	<u>ALL</u>
If the number of fish in the fish bowl affects the behavior of the fish	1	0	0	0	0	0	0	0	0	0	0	520	0	0	0	520
If the temperature of the fish bowl affects the behavior of the fish	2	0	0	0	0	0	0	0	0	0	0	85	0	0	0	85
If the temperature and the amount of light affect the behavior of the fish	3	0	0	0	0	0	0	0	0	0	0	71	0	0	0	71
If the number of fish, the temperature, and the amount of light affect the behavior of the fish	4	0	0	0	0	0	0	0	0	0	0	455	0	0	0	455
Don't know	8	0	0	0	0	0	0	0	0	0	0	155	0	0	0	155
No answer	9	0	0	0	0	0	0	0	0	0	0	28	0	0	0	28
Not applicable	IAP	13626	354	7542	353	5907	10334	2817	2765	2812	4510	709	2044	1974	2538	58285

REMARKS: IN INTERVIEWER ADMINISTERED CONDITION, ACCEPT DK OR REFUSALS IF VOLUNTEERED; DON'T PROBE DK RESPONSES. IN BOTH CONDITIONS, IF THE RESPONDENT REFERS TO AN EARLIER QUESTION (GOLDFISH) OR EARLIER CARD (CARD I-2) THAT ALSO INVOLVES FISH AND TEMPERATURE, EXPLAIN: "THIS QUESTION IS ALSO ABOUT FISH, BUT IT INVOLVES A COMPLETELY DIFFERENT EXPERIMENT FROM THE EARLIER ONE."

1145. Why did you choose that answer?

[VAR: FISHEXP2]

RESPONSE	PUNCH	YEAR														
		1972-82	1982B	1983-87	1987B	1988-91	1993-98	2000	2002	2004	2006	2008	2010	2012	2014	ALL
Because I already know what affects the behavior of fish	1	0	0	0	0	0	0	0	0	0	0	131	0	0	0	131
Because that is what is allowed to change in this experiment	2	0	0	0	0	0	0	0	0	0	0	489	0	0	0	489
Because that is what stays the same in this experiment	3	0	0	0	0	0	0	0	0	0	0	151	0	0	0	151
Because that is what the this scientist decided to include in experiment	4	0	0	0	0	0	0	0	0	0	0	278	0	0	0	278
Don't know	8	0	0	0	0	0	0	0	0	0	0	236	0	0	0	236
No answer	9	0	0	0	0	0	0	0	0	0	0	29	0	0	0	29
Not applicable	IAP	13626	354	7542	353	5907	10334	2817	2765	2812	4510	709	2044	1974	2538	58285

REMARKS: IN INTERVIEWER ADMINISTERED CONDITION, ACCEPT DK OR REFUSALS IF VOLUNTEERED; DON'T PROBE DK RESPONSES

1146. How much do you favor or oppose requiring car makers to make cars and trucks that use less gasoline?
Do you strongly favor, favor, neither favor nor oppose, oppose, or strongly oppose such a requirement?

[VAR: MOREMPG]

RESPONSE	PUNCH	YEAR															
		1972-82	1982B	1983-87	1987B	1988-91	1993-98	2000	2002	2004	2006	2008	2010	2012	2014	ALL	
Strongly favor	1	0	0	0	0	0	0	0	0	0	0	0	0	260	0	0	260
Favor	2	0	0	0	0	0	0	0	0	0	0	0	138	0	0	138	
Neither favor nor oppose	3	0	0	0	0	0	0	0	0	0	0	0	48	0	0	48	
Oppose	4	0	0	0	0	0	0	0	0	0	0	0	13	0	0	13	
Strongly oppose	5	0	0	0	0	0	0	0	0	0	0	0	10	0	0	10	
Don't know	8	0	0	0	0	0	0	0	0	0	0	0	2	0	0	2	
Refused	9	0	0	0	0	0	0	0	0	0	0	0	4	0	0	4	
Not applicable	IAP	13626	354	7542	353	5907	10334	2817	2765	2812	4510	2023	1569	1974	2538	59124	

1147. Here's another public issue: nuclear power. Nuclear power uses the energy of the atom to generate electricity. Some people say that nuclear power is a safe option to meet the energy needs of the United States without burning fossil fuels such as coal, oil, or natural gas. Others are concerned about potential risks in the operation of nuclear plants and about the disposal of nuclear waste. Please look at Card E13. (On a scale of 1 to 5, where 1 means "Very Well" and 5 means Not At All), how well do the following groups understand the likely effects of using nuclear power to generate electricity?

A. Elected officials (How well elected officials know risk by nuclear power?)

[VAR: POLNUKE]

RESPONSE	PUNCH	YEAR															
		1972-82	1982B	1983-87	1987B	1988-91	1993-98	2000	2002	2004	2006	2008	2010	2012	2014	ALL	
1 (Very well)	1	0	0	0	0	0	0	0	0	0	0	0	0	21	0	0	21
2	2	0	0	0	0	0	0	0	0	0	0	0	0	46	0	0	46
3	3	0	0	0	0	0	0	0	0	0	0	0	0	145	0	0	145
4	4	0	0	0	0	0	0	0	0	0	0	0	0	158	0	0	158
5 (Not at all)	5	0	0	0	0	0	0	0	0	0	0	0	0	66	0	0	66
Don't Know	8	0	0	0	0	0	0	0	0	0	0	0	0	23	0	0	23
No answer	9	0	0	0	0	0	0	0	0	0	0	0	0	7	0	0	7
Not Applicable	IAP	13626	354	7542	353	5907	10334	2817	2765	2812	4510	2023	1578	1974	2538	59133	

B. Business leaders (How well business leaders know risk by nuclear power?)

[VAR: BIZNUKE]

RESPONSE	PUNCH	YEAR															
		1972-82	1982B	1983-87	1987B	1988-91	1993-98	2000	2002	2004	2006	2008	2010	2012	2014	ALL	
1 (Very well)	1	0	0	0	0	0	0	0	0	0	0	0	0	16	0	0	16
2	2	0	0	0	0	0	0	0	0	0	0	0	0	56	0	0	56
3	3	0	0	0	0	0	0	0	0	0	0	0	0	140	0	0	140
4	4	0	0	0	0	0	0	0	0	0	0	0	0	142	0	0	142
5 (Not at all)	5	0	0	0	0	0	0	0	0	0	0	0	0	85	0	0	85
Don't Know	8	0	0	0	0	0	0	0	0	0	0	0	0	20	0	0	20
No answer	9	0	0	0	0	0	0	0	0	0	0	0	0	7	0	0	7
Not Applicable	IAP	13626	354	7542	353	5907	10334	2817	2765	2812	4510	2023	1578	1974	2538	59133	

C. Nuclear Engineers (How well nuclear engineers understand nuclear power?)

[VAR: ENGNUKE]

RESPONSE	PUNCH	YEAR														
		1972-82	1982B	1983-87	1987B	1988-91	1993-98	2000	2002	2004	2006	2008	2010	2012	2014	ALL
1 (Very well)	1	0	0	0	0	0	0	0	0	0	0	0	253	0	0	253
2	2	0	0	0	0	0	0	0	0	0	0	0	90	0	0	90
3	3	0	0	0	0	0	0	0	0	0	0	0	59	0	0	59
4	4	0	0	0	0	0	0	0	0	0	0	0	16	0	0	16
5 (Not at all)	5	0	0	0	0	0	0	0	0	0	0	0	20	0	0	20
Don't Know	8	0	0	0	0	0	0	0	0	0	0	0	22	0	0	22
No answer	9	0	0	0	0	0	0	0	0	0	0	0	6	0	0	6
Not Applicable	IAP	13626	354	7542	353	5907	10334	2817	2765	2812	4510	2023	1578	1974	2538	59133

1148. Please look at Card E14. (On a scale of 1 to 5, where 1 means "Near complete agreement" and 5 means No agreement at all) to what extent do nuclear engineers agree on the risks and benefits of nuclear power to generate electricity?

HAND CARD E14

[VAR: ENGAGRNK]

RESPONSE	PUNCH	YEAR														
		1972-82	1982B	1983-87	1987B	1988-91	1993-98	2000	2002	2004	2006	2008	2010	2012	2014	ALL
1 Near complete agreement	1	0	0	0	0	0	0	0	0	0	0	0	89	0	0	89
2	2	0	0	0	0	0	0	0	0	0	0	0	151	0	0	151
3	3	0	0	0	0	0	0	0	0	0	0	0	127	0	0	127
4	4	0	0	0	0	0	0	0	0	0	0	0	35	0	0	35
5 No agreement at all	5	0	0	0	0	0	0	0	0	0	0	0	10	0	0	10
Don't know	8	0	0	0	0	0	0	0	0	0	0	0	44	0	0	44
No answer	9	0	0	0	0	0	0	0	0	0	0	0	10	0	0	10
Not applicable	IAP	13626	354	7542	353	5907	10334	2817	2765	2812	4510	2023	1,578	1974	2538	59133

REMARKS: Card E14 contained responses 1-5.

1149. Some say that the government should expand the use of nuclear power to generate electricity in the U.S. Others oppose any expansion in the use of nuclear power in this country. Please look at Card E15. How much influence should each of the following groups have in deciding whether to expand the use of nuclear power?

HAND CARD E15

Nuclear engineers. (Would you say they should have a great deal of influence, a fair amount, a little influence, or none at all?)

[VAR: ENHINFNK]

RESPONSE	PUNCH	YEAR															
		1972-82	1982B	1983-87	1987B	1988-91	1993-98	2000	2002	2004	2006	2008	2010	2012	2014	ALL	
A great deal of influence	1	0	0	0	0	0	0	0	0	0	0	0	0	177	0	0	177
A fair amount	2	0	0	0	0	0	0	0	0	0	0	0	0	196	0	0	196
A little influence	3	0	0	0	0	0	0	0	0	0	0	0	0	47	0	0	47
None at all	4	0	0	0	0	0	0	0	0	0	0	0	0	19	0	0	19
Don't know	8	0	0	0	0	0	0	0	0	0	0	0	0	20	0	0	20
Refused	9	0	0	0	0	0	0	0	0	0	0	0	0	7	0	0	7
Not applicable	IAP	13626	354	7542	353	5907	10334	2817	2765	2812	4510	2023	1,578	1974	2538	59133	

1150. Please look at Card E15. How much influence should each of the following groups have in deciding whether to expand the use of nuclear power?

HAND CARD E15

Elected officials. (Would you say...)

[VAR: POLINFNK]

RESPONSE	PUNCH	YEAR															
		1972-82	1982B	1983-87	1987B	1988-91	1993-98	2000	2002	2004	2006	2008	2010	2012	2014	ALL	
A great deal of influence	1	0	0	0	0	0	0	0	0	0	0	0	0	45	0	0	45
A fair amount	2	0	0	0	0	0	0	0	0	0	0	0	0	179	0	0	179
A little influence	3	0	0	0	0	0	0	0	0	0	0	0	0	162	0	0	162
None at all	4	0	0	0	0	0	0	0	0	0	0	0	0	52	0	0	52
Don't know	8	0	0	0	0	0	0	0	0	0	0	0	0	21	0	0	21
Refused	9	0	0	0	0	0	0	0	0	0	0	0	0	7	0	0	7
Not applicable	IAP	13626	354	7542	353	5907	10334	2817	2765	2812	4510	2023	1578	1974	2538	59133	

1151. Please look at Card E15. How much influence should each of the following groups have in deciding whether to expand the use of nuclear power?

HAND CARD E15

Business leaders. (Would you say...)

[VAR: BIZINFNK]

RESPONSE	PUNCH	YEAR															
		1972-82	1982B	1983-87	1987B	1988-91	1993-98	2000	2002	2004	2006	2008	2010	2012	2014	ALL	
A great deal of influence	1	0	0	0	0	0	0	0	0	0	0	0	0	22	0	0	22
A fair amount	2	0	0	0	0	0	0	0	0	0	0	0	0	111	0	0	111
A little influence	3	0	0	0	0	0	0	0	0	0	0	0	0	200	0	0	200
None at all	4	0	0	0	0	0	0	0	0	0	0	0	0	106	0	0	106
Don't know	8	0	0	0	0	0	0	0	0	0	0	0	0	20	0	0	20
Refused	9	0	0	0	0	0	0	0	0	0	0	0	0	7	0	0	7
Not applicable	IAP	13626	354	7542	353	5907	10334	2817	2765	2812	4510	2023	1578	1974	2538	59133	

REMARKS: Card E15 contained responses 1-4.

1152. Please look at Card E16. When making policy recommendations about nuclear power, to what extent do you think the following groups would support what is best for the country as a whole or what serves their own narrow interests?

FI INSTRUCTION: IF ASKED WHAT NARROW INTEREST MEANS: Well, someone might gain financially if a certain policy were adopted or it might advance his or her career.

HAND CARD E16

A. Nuclear Engineers

[VAR: ENGBSTNK]

RESPONSE	PUNCH	YEAR															
		1972-82	1982B	1983-87	1987B	1988-91	1993-98	2000	2002	2004	2006	2008	2010	2012	2014	ALL	
1 What is best for the country	1	0	0	0	0	0	0	0	0	0	0	0	0	109	0	0	109
2	2	0	0	0	0	0	0	0	0	0	0	0	0	133	0	0	133
3	3	0	0	0	0	0	0	0	0	0	0	0	0	115	0	0	115
4	4	0	0	0	0	0	0	0	0	0	0	0	0	44	0	0	44
5 Own narrow interests	5	0	0	0	0	0	0	0	0	0	0	0	0	31	0	0	31
Don't know	8	0	0	0	0	0	0	0	0	0	0	0	0	27	0	0	27
Refused	9	0	0	0	0	0	0	0	0	0	0	0	0	7	0	0	7
Not applicable	IAP	13626	354	7542	353	5907	10334	2817	2765	2812	4510	2023	1,578	1974	2538	59133	

B. Elected officials

[VAR: POLBSTNK]

<u>RESPONSE</u>	<u>PUNCH</u>	<u>YEAR</u>															
		<u>1972-82</u>	<u>1982B</u>	<u>1983-87</u>	<u>1987B</u>	<u>1988-91</u>	<u>1993-98</u>	<u>2000</u>	<u>2002</u>	<u>2004</u>	<u>2006</u>	<u>2008</u>	<u>2010</u>	<u>2012</u>	<u>2014</u>	<u>ALL</u>	
1 What is best for the country	1	0	0	0	0	0	0	0	0	0	0	0	0	30	0	0	30
2	2	0	0	0	0	0	0	0	0	0	0	0	0	78	0	0	78
3	3	0	0	0	0	0	0	0	0	0	0	0	0	141	0	0	141
4	4	0	0	0	0	0	0	0	0	0	0	0	0	107	0	0	107
5 Own narrow interests	5	0	0	0	0	0	0	0	0	0	0	0	0	78	0	0	78
Don't know	8	0	0	0	0	0	0	0	0	0	0	0	0	25	0	0	25
Refused	9	0	0	0	0	0	0	0	0	0	0	0	0	7	0	0	7
Not applicable	IAP	13626	354	7542	353	5907	10334	2817	2765	2812	4510	2023	1578	1974	2538	59133	

C. Business leaders

[VAR: BIZBSTNK]

<u>RESPONSE</u>	<u>PUNCH</u>	<u>YEAR</u>															
		<u>1972-82</u>	<u>1982B</u>	<u>1983-87</u>	<u>1987B</u>	<u>1988-91</u>	<u>1993-98</u>	<u>2000</u>	<u>2002</u>	<u>2004</u>	<u>2006</u>	<u>2008</u>	<u>2010</u>	<u>2012</u>	<u>2014</u>	<u>ALL</u>	
1 What is best for the country	1	0	0	0	0	0	0	0	0	0	0	0	0	23	0	0	23
2	2	0	0	0	0	0	0	0	0	0	0	0	0	40	0	0	40
3	3	0	0	0	0	0	0	0	0	0	0	0	0	124	0	0	124
4	4	0	0	0	0	0	0	0	0	0	0	0	0	146	0	0	146
5 Own narrow interests	5	0	0	0	0	0	0	0	0	0	0	0	0	102	0	0	102
Don't know	8	0	0	0	0	0	0	0	0	0	0	0	0	24	0	0	24
Refused	9	0	0	0	0	0	0	0	0	0	0	0	0	7	0	0	7
Not applicable	IAP	13626	354	7542	353	5907	10334	2817	2765	2812	4510	2023	1,578	1974	2538	59133	

D. Which statement best describes your own view about increasing the use of nuclear power to generate electricity in the U.S.?

[VAR: NUKEELEC]

RESPONSE	PUNCH	YEAR														
		<u>1972-82</u>	<u>1982B</u>	<u>1983-87</u>	<u>1987B</u>	<u>1988-91</u>	<u>1993-98</u>	<u>2000</u>	<u>2002</u>	<u>2004</u>	<u>2006</u>	<u>2008</u>	<u>2010</u>	<u>2012</u>	<u>2014</u>	<u>ALL</u>
Strongly favor	1	0	0	0	0	0	0	0	0	0	0	0	56	0	0	56
Favor	2	0	0	0	0	0	0	0	0	0	0	0	214	0	0	214
Oppose	3	0	0	0	0	0	0	0	0	0	0	0	104	0	0	104
Strongly Oppose	4	0	0	0	0	0	0	0	0	0	0	0	37	0	0	37
Don't know	8	0	0	0	0	0	0	0	0	0	0	0	47	0	0	47
Refused	9	0	0	0	0	0	0	0	0	0	0	0	8	0	0	8
Not applicable	IAP	13626	354	7542	353	5907	10334	2817	2765	2812	4510	2023	1578	1974	2538	59133

REMARKS: Card E16 contained responses 1-4.

1153. The cloning of living things produces genetically identical copies.

FI INSTRUCTION: DO NOT PROBE "DON'T KNOW"

[VAR: CLONING]

RESPONSE	PUNCH	YEAR														
		<u>1972-82</u>	<u>1982B</u>	<u>1983-87</u>	<u>1987B</u>	<u>1988-91</u>	<u>1993-98</u>	<u>2000</u>	<u>2002</u>	<u>2004</u>	<u>2006</u>	<u>2008</u>	<u>2010</u>	<u>2012</u>	<u>2014</u>	<u>ALL</u>
TRUE	1	0	0	0	0	0	0	0	0	0	0	0	751	0	0	751
FALSE	2	0	0	0	0	0	0	0	0	0	0	0	82	0	0	82
Don't know	8	0	0	0	0	0	0	0	0	0	0	0	104	0	0	104
Refused	9	0	0	0	0	0	0	0	0	0	0	0	4	0	0	4
Not applicable	IAP	13626	354	7542	353	5907	10334	2817	2765	2812	4510	2023	1103	1974	2538	58658

1154. You said you get most of your information about science and technology from newspapers.
Would that be printed newspapers or online newspapers?

FI INSTRUCTION: ONLY IF RESPONDENT VOLUNTEERS ANOTHER FORM OTHER THAN PRINTED OR ONLINE, SPECIFY WHICH

[VAR: SCINEWS1]

<u>RESPONSE</u>	<u>PUNCH</u>	<u>YEAR</u>														
		<u>1972-82</u>	<u>1982B</u>	<u>1983-87</u>	<u>1987B</u>	<u>1988-91</u>	<u>1993-98</u>	<u>2000</u>	<u>2002</u>	<u>2004</u>	<u>2006</u>	<u>2008</u>	<u>2010</u>	<u>2012</u>	<u>2014</u>	<u>ALL</u>
Printed newspapers	1	0	0	0	0	0	0	0	0	0	0	0	15	44	68	127
Online newspapers	2	0	0	0	0	0	0	0	0	0	0	0	0	8	13	21
Other (SPECIFY)	3	0	0	0	0	0	0	0	0	0	0	0	1	3	0	4
Don't know	8	0	0	0	0	0	0	0	0	0	0	0	0	0	0	0
Refused	9	0	0	0	0	0	0	0	0	0	0	0	0	5	2	7
Not applicable	IAP	13626	354	7542	353	5907	10334	2817	2765	2812	4510	2023	2028	1914	2455	59440

1155. You said you get most of your information about science and technology from magazines.
Would that be printed magazines or online magazines?

FI INSTRUCTION: ONLY IF RESPONDENT VOLUNTEERS ANOTHER FORM OTHER THAN PRINTED OR ONLINE, SPECIFY WHICH

[VAR: SCINEWS2]

<u>RESPONSE</u>	<u>PUNCH</u>	<u>YEAR</u>														
		<u>1972-82</u>	<u>1982B</u>	<u>1983-87</u>	<u>1987B</u>	<u>1988-91</u>	<u>1993-98</u>	<u>2000</u>	<u>2002</u>	<u>2004</u>	<u>2006</u>	<u>2008</u>	<u>2010</u>	<u>2012</u>	<u>2014</u>	<u>ALL</u>
Printed magazines	1	0	0	0	0	0	0	0	0	0	0	0	23	62	65	150
Online magazines	2	0	0	0	0	0	0	0	0	0	0	0	2	8	14	24
Other (SPECIFY)	3	0	0	0	0	0	0	0	0	0	0	0	0	6	1	7
Don't know	8	0	0	0	0	0	0	0	0	0	0	0	0	0	0	0
Refused	9	0	0	0	0	0	0	0	0	0	0	0	1	4	2	7
Not applicable	IAP	13626	354	7542	353	5907	10334	2817	2765	2812	4510	2023	2018	1894	2456	59411

1156. You said you get most of your information about science and technology from the Internet. What is the place you are most likely to go on the Internet for science and technology information—online newspapers, online magazines, or some other place on the Internet?

FI INSTRUCTION: IF R GIVES MORE THAN ONE PLACE OR SAYS "IT DEPENDS," PROBE ONCE: Which site are you most likely to go on the Internet for science and technology information?

[VAR: SCINEWS3]

RESPONSE	PUNCH	YEAR														
		1972-82	1982B	1983-87	1987B	1988-91	1993-98	2000	2002	2004	2006	2008	2010	2012	2014	ALL
Online newspapers	1	0	0	0	0	0	0	0	0	0	0	0	51	90	130	271
Online magazines	2	0	0	0	0	0	0	0	0	0	0	0	2	48	74	124
Science site	3	0	0	0	0	0	0	0	0	0	0	0	17	33	44	94
News site	4	0	0	0	0	0	0	0	0	0	0	0	0	21	35	56
Electronic books & reports	5	0	0	0	0	0	0	0	0	0	0	0	0	2	0	2
Wikipedia	6	0	0	0	0	0	0	0	0	0	0	0	0	2	6	8
Government site	7	0	0	0	0	0	0	0	0	0	0	0	0	4	2	6
Social media (Facebook, Youtube, Twitter)	8	0	0	0	0	0	0	0	0	0	0	0	0	13	0	13
Other	10	0	0	0	0	0	0	0	0	0	0	0	0	26	39	65
Search Engine (Google, Bing)	11	0	0	0	0	0	0	0	0	0	0	0	0	139	178	317
Don't know	DK										0	0	1	11	14	26
No answer	9	0	0	0	0	0	0	0	0	0	0	0	19	5	4	28
Not applicable	IAP	13626	354	7542	353	5907	10334	2817	2765	2812	4510	2023	1954	1580	2012	58589

REMARK: Punches 4 and 5 were added in 2012.

1157. We are interested in how people get information about events in the news. Where do you get most of your information about current news events – printed newspapers, online newspapers, printed magazines, online magazines, other places on the Internet, books or other printed materials, TV, radio, family, friends, colleagues, or some other source?

HAND CARD E16.3

[VAR: NEWSFRMY]

<u>RESPONSE</u>	<u>PUNCH</u>	<u>YEAR</u>															
		<u>1972-82</u>	<u>1982B</u>	<u>1983-87</u>	<u>1987B</u>	<u>1988-91</u>	<u>1993-98</u>	<u>2000</u>	<u>2002</u>	<u>2004</u>	<u>2006</u>	<u>2008</u>	<u>2010</u>	<u>2012</u>	<u>2014</u>	<u>ALL</u>	
Print newspapers	1	0	0	0	0	0	0	0	0	0	0	0	0	97	0	0	97
Online newspapers	2	0	0	0	0	0	0	0	0	0	0	0	0	83	0	0	83
Print magazines	3	0	0	0	0	0	0	0	0	0	0	0	0	6	0	0	6
Online magazines	4	0	0	0	0	0	0	0	0	0	0	0	0	2	0	0	2
Other place on the internet	5	0	0	0	0	0	0	0	0	0	0	0	0	57	0	0	57
Books/other printed material	6	0	0	0	0	0	0	0	0	0	0	0	0	5	0	0	5
TV	7	0	0	0	0	0	0	0	0	0	0	0	0	328	0	0	328
Radio	8	0	0	0	0	0	0	0	0	0	0	0	0	40	0	0	40
Family	9	0	0	0	0	0	0	0	0	0	0	0	0	16	0	0	16
Friends/colleagues	10	0	0	0	0	0	0	0	0	0	0	0	0	16	0	0	16
Don't know	98	0	0	0	0	0	0	0	0	0	0	0	0	6	0	0	6
Refused	99	0	0	0	0	0	0	0	0	0	0	0	0	2	0	0	2
Not applicable	IAP	13626	354	7542	353	5907	10334	2817	2765	2812	4510	2023	1386	1974	2538	58941	

1158. We are also interested in how people get information about science and technology. Where do you get most of your information about science and technology printed newspapers, online newspapers, printed magazines, online magazines, other places on the Internet, books or other printed materials, TV, radio, family, friends, colleagues, or some other source?

PROBE: Which source do you get most of your information about science and technology from?

HAND CARD E16.3

[VAR: SCIFROMY]

RESPONSE	PUNCH	YEAR															
		<u>1972-82</u>	<u>1982B</u>	<u>1983-87</u>	<u>1987B</u>	<u>1988-91</u>	<u>1993-98</u>	<u>2000</u>	<u>2002</u>	<u>2004</u>	<u>2006</u>	<u>2008</u>	<u>2010</u>	<u>2012</u>	<u>2014</u>	<u>ALL</u>	
Print newspapers	1	0	0	0	0	0	0	0	0	0	0	0	0	47	0	0	47
Online newspapers	2	0	0	0	0	0	0	0	0	0	0	0	0	50	0	0	50
Print magazines	3	0	0	0	0	0	0	0	0	0	0	0	0	51	0	0	51
Online magazines	4	0	0	0	0	0	0	0	0	0	0	0	0	16	0	0	16
Other places on the internet	5	0	0	0	0	0	0	0	0	0	0	0	0	123	0	0	123
Books/other printed material	6	0	0	0	0	0	0	0	0	0	0	0	0	58	0	0	58
TV	7	0	0	0	0	0	0	0	0	0	0	0	0	239	0	0	239
Radio	8	0	0	0	0	0	0	0	0	0	0	0	0	15	0	0	15
Family	9	0	0	0	0	0	0	0	0	0	0	0	0	19	0	0	19
Friends/colleagues	10	0	0	0	0	0	0	0	0	0	0	0	0	19	0	0	19
Other sources	11	0	0	0	0	0	0	0	0	0	0	0	0	11	0	0	11
Don't know	DK	0	0	0	0	0	0	0	0	0	0	0	0	7	0	0	7
Refused	REF	0	0	0	0	0	0	0	0	0	0	0	0	3	0	0	3
Not applicable	IAP	13626	354	7542	353	5907	10334	2817	2765	2812	4510	2023	1386	1974	2538	58941	

1159. If you wanted to learn about scientific issues such as global warming or biotechnology, where would you get information – printed newspapers, online newspapers, printed magazines, online magazines, other places on the Internet, books or other printed materials, TV, radio, family, friends, colleagues, or some other source)?

PROBE: What would be your main source of information?

HAND CARD E16.3

[VAR: SEEKSCIY]

<u>RESPONSE</u>	<u>PUNCH</u>	<u>YEAR</u>																
		<u>1972-82</u>	<u>1982B</u>	<u>1983-87</u>	<u>1987B</u>	<u>1988-91</u>	<u>1993-98</u>	<u>2000</u>	<u>2002</u>	<u>2004</u>	<u>2006</u>	<u>2008</u>	<u>2010</u>	<u>2012</u>	<u>2014</u>	<u>ALL</u>		
Print newspapers	1	0	0	0	0	0	0	0	0	0	0	0	0	0	19	0	0	19
Online newspapers	2	0	0	0	0	0	0	0	0	0	0	0	0	0	45	0	0	45
Print magazines	3	0	0	0	0	0	0	0	0	0	0	0	0	0	15	0	0	15
Online magazines	4	0	0	0	0	0	0	0	0	0	0	0	0	0	32	0	0	32
Other places on the internet	5	0	0	0	0	0	0	0	0	0	0	0	0	0	297	0	0	297
Books/other printed material	6	0	0	0	0	0	0	0	0	0	0	0	0	0	111	0	0	111
TV	7	0	0	0	0	0	0	0	0	0	0	0	0	0	93	0	0	93
Radio	8	0	0	0	0	0	0	0	0	0	0	0	0	0	8	0	0	8
Family	9	0	0	0	0	0	0	0	0	0	0	0	0	0	9	0	0	9
Friends/colleagues	10	0	0	0	0	0	0	0	0	0	0	0	0	0	7	0	0	7
Other (SPECIFY)	11	0	0	0	0	0	0	0	0	0	0	0	0	0	15	0	0	15
Don't know	98	0	0	0	0	0	0	0	0	0	0	0	0	0	4	0	0	4
Refused	99	0	0	0	0	0	0	0	0	0	0	0	0	0	3	0	0	3
Not applicable	IAP	13626	354	7542	353	5907	10334	2817	2765	2812	4510	2023	1386	1974	2538	58941		

1160. You said you get most of your information about science and technology from a place on the internet other than online newspapers or magazines. We'd like to ask you the place you are most likely to go on the internet for this information. What is the place you are most likely to go on the internet for science and technology information?

FI INSTRUCTION: IF R GIVES MORE THAN ONE PLACE OR SAYS "IT DEPENDS," PROBE ONCE: Which site are you most likely to go on the Internet for science and technology information?

[VAR: SCIINFGO]

RESPONSE	PUNCH	YEAR															
		1972-82	1982B	1983-87	1987B	1988-91	1993	2000	2002	2004	2006	2008	2010	2012	2014	ALL	
Search engine	1	0	0	0	0	0	0	0	0	0	0	0	0	76	0	0	76
Wikipedia	2	0	0	0	0	0	0	0	0	0	0	0	0	5	0	0	5
Science Site	3	0	0	0	0	0	0	0	0	0	0	0	0	16	0	0	16
News Site	4	0	0	0	0	0	0	0	0	0	0	0	0	8	0	0	8
Other (Specific)	5	0	0	0	0	0	0	0	0	0	0	0	0	9	0	0	9
Don't Know	8	0	0	0	0	0	0	0	0	0	0	0	0	4	0	0	4
Refused	9	0	0	0	0	0	0	0	0	0	0	0	0	8	0	0	8
Not applicable	IAP	13626	354	7542	353	5907	10334	2817	2765	2812	4510	2023	1918	1974	2538	59473	

Now I'd like you to consider the following situations.

1161. A. If you had a daughter, how would you feel if she wanted to be a scientist—would you feel happy, unhappy, or would you not care one way or the other?

[VAR: SCIENTDA]

RESPONSE	PUNCH	YEAR															
		1972-82	1982B	1983-87	1987B	1988-91	1993-98	2000	2002	2004	2006	2008	2010	2012	2014	ALL	
Happy	1	0	0	0	0	0	0	0	0	0	0	0	0	0	425	0	425
Not care	2	0	0	0	0	0	0	0	0	0	0	0	0	0	83	0	83
Unhappy	3	0	0	0	0	0	0	0	0	0	0	0	0	4	0	4	
Don't Know	8	0	0	0	0	0	0	0	0	0	0	0	0	2	0	2	
No answer	9	0	0	0	0	0	0	0	0	0	0	0	0	3	0	3	
Not applicable	IAP	13626	354	7542	353	5907	10334	2817	2765	2812	4510	2023	2044	1457	2538	59082	

- B. If you had a son, how would you feel if he wanted to be a scientist—would you feel happy, unhappy, or would you not care one way or the other?

[VAR: SCIENTSN]

RESPONSE	PUNCH	YEAR															
		1972-82	1982B	1983-87	1987B	1988-91	1993-98	2000	2002	2004	2006	2008	2010	2012	2014	ALL	
Happy	1	0	0	0	0	0	0	0	0	0	0	0	0	0	426	0	426
Not care	2	0	0	0	0	0	0	0	0	0	0	0	0	0	81	0	81
Unhappy	3	0	0	0	0	0	0	0	0	0	0	0	0	0	3	0	3
Don't Know	8	0	0	0	0	0	0	0	0	0	0	0	0	0	3	0	3
No answer	9	0	0	0	0	0	0	0	0	0	0	0	0	0	4	0	4
Not applicable	IAP	13626	354	7542	353	5907	10334	2817	2765	2812	4510	2023	2044	1457	2538	59082	

- C. Have you ever considered working in a science-related career?

[VAR: SCIENTR]

RESPONSE	PUNCH	YEAR															
		1972-82	1982B	1983-87	1987B	1988-91	1993-98	2000	2002	2004	2006	2008	2010	2012	2014	ALL	
Yes	1	0	0	0	0	0	0	0	0	0	0	0	0	0	178	0	178
No	2	0	0	0	0	0	0	0	0	0	0	0	0	0	336	0	336
Don't Know	8	0	0	0	0	0	0	0	0	0	0	0	0	0	0	0	0
No answer	9	0	0	0	0	0	0	0	0	0	0	0	0	0	3	0	3
Not applicable	IAP	13626	354	7542	353	5907	10334	2817	2765	2812	4510	2023	2044	1457	2538	59082	

- D. Next, I'd like to ask how you rate your knowledge of what scientists do day-to-day in their jobs. Would you say your knowledge of what scientists do day-to-day on their jobs is Excellent, Good, Fair, Poor, Very Poor?

[VAR: SCIENTDO]

RESPONSE	PUNCH	YEAR															
		1972-82	1982B	1983-87	1987B	1988-91	1993-98	2000	2002	2004	2006	2008	2010	2012	2014	ALL	
Excellent	1	0	0	0	0	0	0	0	0	0	0	0	0	0	54	0	54
Good	2	0	0	0	0	0	0	0	0	0	0	0	0	0	126	0	126
Fair	3	0	0	0	0	0	0	0	0	0	0	0	0	0	168	0	168
Poor	4	0	0	0	0	0	0	0	0	0	0	0	0	0	113	0	113
Very Poor	5	0	0	0	0	0	0	0	0	0	0	0	0	0	40	0	40
Don't Know	8	0	0	0	0	0	0	0	0	0	0	0	0	0	13	0	13
No answer	9	0	0	0	0	0	0	0	0	0	0	0	0	0	3	0	3
Not applicable	IAP	13626	354	7542	353	5907	10334	2817	2765	2812	4510	2023	2044	1457	2538	59082	

Now I'd like to read you some statements about scientists. Please tell me if you agree or disagree with each one.
If you feel especially strongly about a statement, please say that you strongly agree or strongly disagree. Okay?

1162. A. A scientist usually works alone.
Do you strongly agree, agree, disagree, or strongly disagree?

[VAR: SCIENTAL]

RESPONSE	PUNCH	YEAR														
		<u>1972-82</u>	<u>1982B</u>	<u>1983-87</u>	<u>1987B</u>	<u>1988-91</u>	<u>1993-98</u>	<u>2000</u>	<u>2002</u>	<u>2004</u>	<u>2006</u>	<u>2008</u>	<u>2010</u>	<u>2012</u>	<u>2014</u>	<u>ALL</u>
Strongly agree	1	0	0	0	0	0	0	0	0	0	0	0	0	17	0	17
Agree	2	0	0	0	0	0	0	0	0	0	0	0	0	90	0	90
Disagree	3	0	0	0	0	0	0	0	0	0	0	0	0	315	0	315
Strongly disagree	4	0	0	0	0	0	0	0	0	0	0	0	0	49	0	49
Don't Know	8	0	0	0	0	0	0	0	0	0	0	0	0	42	0	42
No answer	9	0	0	0	0	0	0	0	0	0	0	0	0	4	0	4
Not applicable	IAP	13626	354	7542	353	5907	10334	2817	2765	2812	4510	2023	2044	1457	2538	59082

- B. Scientific work is dangerous.
Do you strongly agree, agree, disagree, or strongly disagree?

[VAR: SCIENTDN]

RESPONSE	PUNCH	YEAR														
		<u>1972-82</u>	<u>1982B</u>	<u>1983-87</u>	<u>1987B</u>	<u>1988-91</u>	<u>1993-98</u>	<u>2000</u>	<u>2002</u>	<u>2004</u>	<u>2006</u>	<u>2008</u>	<u>2010</u>	<u>2012</u>	<u>2014</u>	<u>ALL</u>
Strongly agree	1	0	0	0	0	0	0	0	0	0	0	0	0	40	0	40
Agree	2	0	0	0	0	0	0	0	0	0	0	0	0	223	0	223
Disagree	3	0	0	0	0	0	0	0	0	0	0	0	0	185	0	185
Strongly disagree	4	0	0	0	0	0	0	0	0	0	0	0	0	26	0	26
Don't Know	8	0	0	0	0	0	0	0	0	0	0	0	0	39	0	39
No answer	9	0	0	0	0	0	0	0	0	0	0	0	0	4	0	4
Not applicable	IAP	13626	354	7542	353	5907	10334	2817	2765	2812	4510	2023	2044	1457	2538	59082

- C. Scientific researchers are dedicated people who work for the good of humanity.
Do you strongly agree, agree, disagree, or strongly disagree?

[VAR: SCIENTGO]

RESPONSE	PUNCH	YEAR														
		<u>1972-82</u>	<u>1982B</u>	<u>1983-87</u>	<u>1987B</u>	<u>1988-91</u>	<u>1993-98</u>	<u>2000</u>	<u>2002</u>	<u>2004</u>	<u>2006</u>	<u>2008</u>	<u>2010</u>	<u>2012</u>	<u>2014</u>	<u>ALL</u>
Strongly agree	1	0	0	0	0	0	0	0	0	0	0	0	0	106	0	106
Agree	2	0	0	0	0	0	0	0	0	0	0	0	0	347	0	347
Disagree	3	0	0	0	0	0	0	0	0	0	0	0	0	30	0	30
Strongly disagree	4	0	0	0	0	0	0	0	0	0	0	0	0	3	0	3
Don't Know	8	0	0	0	0	0	0	0	0	0	0	0	0	27	0	27
No answer	9	0	0	0	0	0	0	0	0	0	0	0	0	4	0	4
Not applicable	IAP	13626	354	7542	353	5907	10334	2817	2765	2812	4510	2023	2044	1457	2538	59082

- D. Scientists don't get as much fun out of life as other people do.
Do you strongly agree, agree, disagree, or strongly disagree?

[VAR: SCIENTFU]

RESPONSE	PUNCH	YEAR														
		<u>1972-82</u>	<u>1982B</u>	<u>1983-87</u>	<u>1987B</u>	<u>1988-91</u>	<u>1993-98</u>	<u>2000</u>	<u>2002</u>	<u>2004</u>	<u>2006</u>	<u>2008</u>	<u>2010</u>	<u>2012</u>	<u>2014</u>	<u>ALL</u>
Strongly agree	1	0	0	0	0	0	0	0	0	0	0	0	0	14	0	14
Agree	2	0	0	0	0	0	0	0	0	0	0	0	0	101	0	101
Disagree	3	0	0	0	0	0	0	0	0	0	0	0	0	300	0	300
Strongly disagree	4	0	0	0	0	0	0	0	0	0	0	0	0	47	0	47
Don't Know	8	0	0	0	0	0	0	0	0	0	0	0	0	52	0	52
No answer	9	0	0	0	0	0	0	0	0	0	0	0	0	3	0	3
Not applicable	IAP	13626	354	7542	353	5907	10334	2817	2765	2812	4510	2023	2044	1457	2538	59082

- E. Scientists are helping to solve challenging problems.
Do you strongly agree, agree, disagree, or strongly disagree?

[VAR: SCIENTHE]

RESPONSE	PUNCH	YEAR														
		<u>1972-82</u>	<u>1982B</u>	<u>1983-87</u>	<u>1987B</u>	<u>1988-91</u>	<u>1993-98</u>	<u>2000</u>	<u>2002</u>	<u>2004</u>	<u>2006</u>	<u>2008</u>	<u>2010</u>	<u>2012</u>	<u>2014</u>	<u>ALL</u>
Strongly agree	1	0	0	0	0	0	0	0	0	0	0	0	0	116	0	116
Agree	2	0	0	0	0	0	0	0	0	0	0	0	0	377	0	377
Disagree	3	0	0	0	0	0	0	0	0	0	0	0	0	2	0	2
Strongly disagree	4	0	0	0	0	0	0	0	0	0	0	0	0	1	0	1
Don't Know	8	0	0	0	0	0	0	0	0	0	0	0	0	18	0	18
No answer	9	0	0	0	0	0	0	0	0	0	0	0	0	3	0	3
Not applicable	IAP	13626	354	7542	353	5907	10334	2817	2765	2812	4510	2023	2044	1457	2538	59082

- F. Scientists are apt to be odd and peculiar people.
Do you strongly agree, agree, disagree, or strongly disagree?

[VAR: SCIENTOD]

RESPONSE	PUNCH	YEAR														
		<u>1972-82</u>	<u>1982B</u>	<u>1983-87</u>	<u>1987B</u>	<u>1988-91</u>	<u>1993-98</u>	<u>2000</u>	<u>2002</u>	<u>2004</u>	<u>2006</u>	<u>2008</u>	<u>2010</u>	<u>2012</u>	<u>2014</u>	<u>ALL</u>
Strongly agree	1	0	0	0	0	0	0	0	0	0	0	0	0	26	0	26
Agree	2	0	0	0	0	0	0	0	0	0	0	0	0	144	0	144
Disagree	3	0	0	0	0	0	0	0	0	0	0	0	0	269	0	269
Strongly disagree	4	0	0	0	0	0	0	0	0	0	0	0	0	30	0	30
Don't Know	8	0	0	0	0	0	0	0	0	0	0	0	0	43	0	43
No answer	9	0	0	0	0	0	0	0	0	0	0	0	0	5	0	5
Not applicable	IAP	13626	354	7542	353	5907	10334	2817	2765	2812	4510	2023	2044	1457	2538	59082

- G. Most scientists want to work on things that will make life better for the average person.
Do you strongly agree, agree, disagree, or strongly disagree?

[VAR: SCIENTBE]

RESPONSE	PUNCH	YEAR														
		<u>1972-82</u>	<u>1982B</u>	<u>1983-87</u>	<u>1987B</u>	<u>1988-91</u>	<u>1993-98</u>	<u>2000</u>	<u>2002</u>	<u>2004</u>	<u>2006</u>	<u>2008</u>	<u>2010</u>	<u>2012</u>	<u>2014</u>	<u>ALL</u>
Strongly agree	1	0	0	0	0	0	0	0	0	0	0	0	0	84	0	84
Agree	2	0	0	0	0	0	0	0	0	0	0	0	0	366	0	366
Disagree	3	0	0	0	0	0	0	0	0	0	0	0	0	33	0	33
Strongly disagree	4	0	0	0	0	0	0	0	0	0	0	0	0	2	0	2
Don't Know	8	0	0	0	0	0	0	0	0	0	0	0	0	28	0	28
No answer	9	0	0	0	0	0	0	0	0	0	0	0	0	4	0	4
Not applicable	IAP	13626	354	7542	353	5907	10334	2817	2765	2812	4510	2023	2044	1457	2538	59082

- H. Scientists are not likely to be very religious people.
Do you strongly agree, agree, disagree, or strongly disagree?

[VAR: SCIENTRE]

RESPONSE	PUNCH	YEAR														
		<u>1972-82</u>	<u>1982B</u>	<u>1983-87</u>	<u>1987B</u>	<u>1988-91</u>	<u>1993-98</u>	<u>2000</u>	<u>2002</u>	<u>2004</u>	<u>2006</u>	<u>2008</u>	<u>2010</u>	<u>2012</u>	<u>2014</u>	<u>ALL</u>
Strongly agree	1	0	0	0	0	0	0	0	0	0	0	0	0	28	0	28
Agree	2	0	0	0	0	0	0	0	0	0	0	0	0	151	0	151
Disagree	3	0	0	0	0	0	0	0	0	0	0	0	0	229	0	229
Strongly disagree	4	0	0	0	0	0	0	0	0	0	0	0	0	24	0	24
Don't Know	8	0	0	0	0	0	0	0	0	0	0	0	0	79	0	79
No answer	9	0	0	0	0	0	0	0	0	0	0	0	0	6	0	6
Not applicable	IAP	13626	354	7542	353	5907	10334	2817	2765	2812	4510	2023	2044	1457	2538	59082

- I. Scientists have few other interests but their work.
Do you strongly agree, agree, disagree, or strongly disagree?

[VAR: SCIENTWK]

RESPONSE	PUNCH	YEAR														
		<u>1972-82</u>	<u>1982B</u>	<u>1983-87</u>	<u>1987B</u>	<u>1988-91</u>	<u>1993-98</u>	<u>2000</u>	<u>2002</u>	<u>2004</u>	<u>2006</u>	<u>2008</u>	<u>2010</u>	<u>2012</u>	<u>2014</u>	<u>ALL</u>
Strongly agree	1	0	0	0	0	0	0	0	0	0	0	0	0	15	0	15
Agree	2	0	0	0	0	0	0	0	0	0	0	0	0	147	0	147
Disagree	3	0	0	0	0	0	0	0	0	0	0	0	0	260	0	260
Strongly disagree	4	0	0	0	0	0	0	0	0	0	0	0	0	24	0	24
Don't Know	8	0	0	0	0	0	0	0	0	0	0	0	0	67	0	67
No answer	9	0	0	0	0	0	0	0	0	0	0	0	0	4	0	4
Not applicable	IAP	13626	354	7542	353	5907	10334	2817	2765	2812	4510	2023	2044	1457	2538	59082

- J. Scientists earn less than other people with equally demanding jobs.
Do you strongly agree, agree, disagree, or strongly disagree?

[VAR: SCIENTMO]

RESPONSE	PUNCH	YEAR														
		<u>1972-82</u>	<u>1982B</u>	<u>1983-87</u>	<u>1987B</u>	<u>1988-91</u>	<u>1993-98</u>	<u>2000</u>	<u>2002</u>	<u>2004</u>	<u>2006</u>	<u>2008</u>	<u>2010</u>	<u>2012</u>	<u>2014</u>	<u>ALL</u>
Strongly agree	1	0	0	0	0	0	0	0	0	0	0	0	0	15	0	15
Agree	2	0	0	0	0	0	0	0	0	0	0	0	0	83	0	83
Disagree	3	0	0	0	0	0	0	0	0	0	0	0	0	286	0	286
Strongly disagree	4	0	0	0	0	0	0	0	0	0	0	0	0	23	0	23
Don't Know	8	0	0	0	0	0	0	0	0	0	0	0	0	106	0	106
No answer	9	0	0	0	0	0	0	0	0	0	0	0	0	4	0	4
Not applicable	IAP	13626	354	7542	353	5907	10334	2817	2765	2812	4510	2023	2044	1457	2538	59082

- K. A job as a scientist would be boring.
Do you strongly agree, agree, disagree, or strongly disagree?

[VAR: SCIENTBR]

RESPONSE	PUNCH	YEAR														
		1972-82	1982B	1983-87	1987B	1988-91	1993-98	2000	2002	2004	2006	2008	2010	2012	2014	ALL
Strongly agree	1	0	0	0	0	0	0	0	0	0	0	0	0	10	0	10
Agree	2	0	0	0	0	0	0	0	0	0	0	0	0	71	0	71
Disagree	3	0	0	0	0	0	0	0	0	0	0	0	0	336	0	336
Strongly disagree	4	0	0	0	0	0	0	0	0	0	0	0	0	65	0	65
Don't Know	8	0	0	0	0	0	0	0	0	0	0	0	0	32	0	32
No answer	9	0	0	0	0	0	0	0	0	0	0	0	0	3	0	3
Not applicable	IAP	13626	354	7542	353	5907	10334	2817	2765	2812	4510	2023	2044	1457	2538	59082

Now I'd like you to consider the following situations.

1163. A. If you had a daughter, how would you feel if she wanted to be an engineer—would you feel happy, unhappy, or would you not care one way or the other?

[VAR: ENGDA]

RESPONSE	PUNCH	YEAR														
		1972-82	1982B	1983-87	1987B	1988-91	1993-98	2000	2002	2004	2006	2008	2010	2012	2014	ALL
Happy	1	0	0	0	0	0	0	0	0	0	0	0	0	410	0	410
Not Care	2	0	0	0	0	0	0	0	0	0	0	0	0	68	0	68
Unhappy	3	0	0	0	0	0	0	0	0	0	0	0	0	2	0	2
Don't Know	8	0	0	0	0	0	0	0	0	0	0	0	0	2	0	2
No answer	9	0	0	0	0	0	0	0	0	0	0	0	0	3	0	3
Not applicable	IAP	13626	354	7542	353	5907	10334	2817	2765	2812	4510	2023	2044	1489	2538	59114

- B. If you had a son, how would you feel if he wanted to be an engineer—would you feel happy, unhappy, or would you not care one way or the other?

[VAR: ENGSON]

RESPONSE	PUNCH	YEAR														
		1972-82	1982B	1983-87	1987B	1988-91	1993-98	2000	2002	2004	2006	2008	2010	2012	2014	ALL
Happy	1	0	0	0	0	0	0	0	0	0	0	0	0	419	0	419
Not Care	2	0	0	0	0	0	0	0	0	0	0	0	0	61	0	61
Unhappy	3	0	0	0	0	0	0	0	0	0	0	0	0	1	0	1
Don't Know	8	0	0	0	0	0	0	0	0	0	0	0	0	1	0	1
No answer	9	0	0	0	0	0	0	0	0	0	0	0	0	3	0	3
Not applicable	IAP	13626	354	7542	353	5907	10334	2817	2765	2812	4510	2023	2044	1489	2538	59114

C. Have you ever considered working in an engineering-related career?

[VAR: ENGRESP]

<u>RESPONSE</u>	<u>PUNCH</u>	<u>YEAR</u>														
		<u>1972-82</u>	<u>1982B</u>	<u>1983-87</u>	<u>1987B</u>	<u>1988-91</u>	<u>1993-98</u>	<u>2000</u>	<u>2002</u>	<u>2004</u>	<u>2006</u>	<u>2008</u>	<u>2010</u>	<u>2012</u>	<u>2014</u>	<u>ALL</u>
Yes	1	0	0	0	0	0	0	0	0	0	0	0	0	126	0	126
Not applicable	2	0	0	0	0	0	0	0	0	0	0	0	0	355	0	355
Don't Know	8	0	0	0	0	0	0	0	0	0	0	0	0	1	0	1
No answer	9	0	0	0	0	0	0	0	0	0	0	0	0	3	0	3
Not applicable	IAP	13626	354	7542	353	5907	10334	2817	2765	2812	4510	2023	2044	1489	2538	59114

D. Next, I'd like to ask how you rate your knowledge of what engineers do day-to-day in their jobs.
Would you say your knowledge of what engineers do day-to-day on their jobs is Excellent, Good, Fair, Poor, Very Poor?

[VAR: ENGDO]

<u>RESPONSE</u>	<u>PUNCH</u>	<u>YEAR</u>														
		<u>1972-82</u>	<u>1982B</u>	<u>1983-87</u>	<u>1987B</u>	<u>1988-91</u>	<u>1993-98</u>	<u>2000</u>	<u>2002</u>	<u>2004</u>	<u>2006</u>	<u>2008</u>	<u>2010</u>	<u>2012</u>	<u>2014</u>	<u>ALL</u>
Excellent	1	0	0	0	0	0	0	0	0	0	0	0	0	54	0	54
Good	2	0	0	0	0	0	0	0	0	0	0	0	0	142	0	142
Fair	3	0	0	0	0	0	0	0	0	0	0	0	0	158	0	158
Poor	4	0	0	0	0	0	0	0	0	0	0	0	0	79	0	79
Very Poor	5	0	0	0	0	0	0	0	0	0	0	0	0	36	0	36
Don't know	8	0	0	0	0	0	0	0	0	0	0	0	0	13	0	13
No answer	9	0	0	0	0	0	0	0	0	0	0	0	0	3	0	3
Not applicable	IAP	13626	354	7542	353	5907	10334	2817	2765	2812	4510	2023	2044	1489	2538	59114

Now I'd like to read you some statements about engineers. Please tell me if you agree or disagree with each one.

If you feel especially strongly about a statement, please say that you strongly agree or strongly disagree. Okay?

1164. A. An engineer usually works alone. Do you strongly agree, agree, disagree, or strongly disagree?

[VAR: ENGLONE]

<u>RESPONSE</u>	<u>PUNCH</u>	<u>YEAR</u>														
		<u>1972-82</u>	<u>1982B</u>	<u>1983-87</u>	<u>1987B</u>	<u>1988-91</u>	<u>1993-98</u>	<u>2000</u>	<u>2002</u>	<u>2004</u>	<u>2006</u>	<u>2008</u>	<u>2010</u>	<u>2012</u>	<u>2014</u>	<u>ALL</u>
Strongly agree	1	0	0	0	0	0	0	0	0	0	0	0	0	15	0	15
Agree	2	0	0	0	0	0	0	0	0	0	0	0	0	86	0	86
Disagree	3	0	0	0	0	0	0	0	0	0	0	0	0	279	0	279
Strongly disagree	4	0	0	0	0	0	0	0	0	0	0	0	0	51	0	51
Don't know	8	0	0	0	0	0	0	0	0	0	0	0	0	50	0	50
No answer	9	0	0	0	0	0	0	0	0	0	0	0	0	4	0	4
Not applicable	IAP	13626	354	7542	353	5907	10334	2817	2765	2812	4510	2023	2044	1489	2538	59114

B. Engineering work is dangerous. Do you strongly agree, agree, disagree, or strongly disagree?

[VAR: ENGDGR]

<u>RESPONSE</u>	<u>PUNCH</u>	<u>YEAR</u>														
		<u>1972-82</u>	<u>1982B</u>	<u>1983-87</u>	<u>1987B</u>	<u>1988-91</u>	<u>1993-98</u>	<u>2000</u>	<u>2002</u>	<u>2004</u>	<u>2006</u>	<u>2008</u>	<u>2010</u>	<u>2012</u>	<u>2014</u>	<u>ALL</u>
Strongly agree	1	0	0	0	0	0	0	0	0	0	0	0	0	30	0	30
Agree	2	0	0	0	0	0	0	0	0	0	0	0	0	152	0	152
Disagree	3	0	0	0	0	0	0	0	0	0	0	0	0	227	0	227
Strongly disagree	4	0	0	0	0	0	0	0	0	0	0	0	0	24	0	24
Don't know	8	0	0	0	0	0	0	0	0	0	0	0	0	49	0	49
No answer	9	0	0	0	0	0	0	0	0	0	0	0	0	3	0	3
Not applicable	IAP	13626	354	7542	353	5907	10334	2817	2765	2812	4510	2023	2044	1489	2538	59114

- C. Engineering researchers are dedicated people who work for the good of humanity.
Do you strongly agree, agree, disagree, or strongly disagree?

[VAR: ENGGOOD]

RESPONSE	PUNCH	YEAR														
		<u>1972-82</u>	<u>1982B</u>	<u>1983-87</u>	<u>1987B</u>	<u>1988-91</u>	<u>1993-98</u>	<u>2000</u>	<u>2002</u>	<u>2004</u>	<u>2006</u>	<u>2008</u>	<u>2010</u>	<u>2012</u>	<u>2014</u>	<u>ALL</u>
Strongly agree	1	0	0	0	0	0	0	0	0	0	0	0	0	59	0	59
Agree	2	0	0	0	0	0	0	0	0	0	0	0	0	319	0	319
Disagree	3	0	0	0	0	0	0	0	0	0	0	0	0	49	0	49
Strongly disagree	4	0	0	0	0	0	0	0	0	0	0	0	0	5	0	5
Don't know	8	0	0	0	0	0	0	0	0	0	0	0	0	49	0	49
No answer	9	0	0	0	0	0	0	0	0	0	0	0	0	4	0	4
Not applicable	IAP	13626	354	7542	353	5907	10334	2817	2765	2812	4510	2023	2044	1489	2538	59114

- D. Engineers don't get as much fun out of life as other people do.
Do you strongly agree, agree, disagree, or strongly disagree?

[VAR: ENGFUN]

RESPONSE	PUNCH	YEAR														
		<u>1972-82</u>	<u>1982B</u>	<u>1983-87</u>	<u>1987B</u>	<u>1988-91</u>	<u>1993-98</u>	<u>2000</u>	<u>2002</u>	<u>2004</u>	<u>2006</u>	<u>2008</u>	<u>2010</u>	<u>2012</u>	<u>2014</u>	<u>ALL</u>
Strongly agree	1	0	0	0	0	0	0	0	0	0	0	0	0	13	0	13
Agree	2	0	0	0	0	0	0	0	0	0	0	0	0	58	0	58
Disagree	3	0	0	0	0	0	0	0	0	0	0	0	0	287	0	287
Strongly disagree	4	0	0	0	0	0	0	0	0	0	0	0	0	54	0	54
Don't know	8	0	0	0	0	0	0	0	0	0	0	0	0	68	0	68
No answer	9	0	0	0	0	0	0	0	0	0	0	0	0	5	0	5
Not applicable	IAP	13626	354	7542	353	5907	10334	2817	2765	2812	4510	2023	2044	1489	2538	59114

- E. Engineers are helping to solve challenging problems.
Do you strongly agree, agree, disagree, or strongly disagree?

[VAR: ENGPJOB]

RESPONSE	PUNCH	YEAR														
		<u>1972-82</u>	<u>1982B</u>	<u>1983-87</u>	<u>1987B</u>	<u>1988-91</u>	<u>1993-98</u>	<u>2000</u>	<u>2002</u>	<u>2004</u>	<u>2006</u>	<u>2008</u>	<u>2010</u>	<u>2012</u>	<u>2014</u>	<u>ALL</u>
Strongly agree	1	0	0	0	0	0	0	0	0	0	0	0	0	97	0	97
Agree	2	0	0	0	0	0	0	0	0	0	0	0	0	344	0	344
Disagree	3	0	0	0	0	0	0	0	0	0	0	0	0	10	0	10
Strongly disagree	4	0	0	0	0	0	0	0	0	0	0	0	0	0	0	0
Don't know	8	0	0	0	0	0	0	0	0	0	0	0	0	30	0	30
No answer	9	0	0	0	0	0	0	0	0	0	0	0	0	4	0	4
Not applicable	IAP	13626	354	7542	353	5907	10334	2817	2765	2812	4510	2023	2044	1523	2538	59148

- F. Engineers are apt to be odd and peculiar people.
Do you strongly agree, agree, disagree, or strongly disagree?

[VAR: ENGODD]

RESPONSE	PUNCH	YEAR														
		<u>1972-82</u>	<u>1982B</u>	<u>1983-87</u>	<u>1987B</u>	<u>1988-91</u>	<u>1993-98</u>	<u>2000</u>	<u>2002</u>	<u>2004</u>	<u>2006</u>	<u>2008</u>	<u>2010</u>	<u>2012</u>	<u>2014</u>	<u>ALL</u>
Strongly agree	1	0	0	0	0	0	0	0	0	0	0	0	0	22	0	22
Agree	2	0	0	0	0	0	0	0	0	0	0	0	0	108	0	108
Disagree	3	0	0	0	0	0	0	0	0	0	0	0	0	252	0	252
Strongly disagree	4	0	0	0	0	0	0	0	0	0	0	0	0	43	0	43
Don't know	8	0	0	0	0	0	0	0	0	0	0	0	0	55	0	55
No answer	9	0	0	0	0	0	0	0	0	0	0	0	0	5	0	5
Not applicable	IAP	13626	354	7542	353	5907	10334	2817	2765	2812	4510	2023	2044	1489	2538	59114

- G. Most engineers want to work on things that will make life better for the average person.
Do you strongly agree, agree, disagree, or strongly disagree?

[VAR: ENGBTR]

RESPONSE	PUNCH	YEAR														
		<u>1972-82</u>	<u>1982B</u>	<u>1983-87</u>	<u>1987B</u>	<u>1988-91</u>	<u>1993-98</u>	<u>2000</u>	<u>2002</u>	<u>2004</u>	<u>2006</u>	<u>2008</u>	<u>2010</u>	<u>2012</u>	<u>2014</u>	<u>ALL</u>
Strongly agree	1	0	0	0	0	0	0	0	0	0	0	0	0	59	0	59
Agree	2	0	0	0	0	0	0	0	0	0	0	0	0	348	0	348
Disagree	3	0	0	0	0	0	0	0	0	0	0	0	0	36	0	36
Strongly disagree	4	0	0	0	0	0	0	0	0	0	0	0	0	2	0	2
Don't know	8	0	0	0	0	0	0	0	0	0	0	0	0	37	0	37
No answer	9	0	0	0	0	0	0	0	0	0	0	0	0	3	0	3
Not applicable	IAP	13626	354	7542	353	5907	10334	2817	2765	2812	4510	2023	2044	1489	2538	59114

- H. Engineers are not likely to be very religious people.
Do you strongly agree, agree, disagree, or strongly disagree?

[VAR: ENGREL]

RESPONSE	PUNCH	YEAR														
		<u>1972-82</u>	<u>1982B</u>	<u>1983-87</u>	<u>1987B</u>	<u>1988-91</u>	<u>1993-98</u>	<u>2000</u>	<u>2002</u>	<u>2004</u>	<u>2006</u>	<u>2008</u>	<u>2010</u>	<u>2012</u>	<u>2014</u>	<u>ALL</u>
Strongly agree	1	0	0	0	0	0	0	0	0	0	0	0	0	3	0	3
Agree	2	0	0	0	0	0	0	0	0	0	0	0	0	77	0	77
Disagree	3	0	0	0	0	0	0	0	0	0	0	0	0	271	0	271
Strongly disagree	4	0	0	0	0	0	0	0	0	0	0	0	0	31	0	31
Don't know	8	0	0	0	0	0	0	0	0	0	0	0	0	97	0	97
No answer	9	0	0	0	0	0	0	0	0	0	0	0	0	6	0	6
Not applicable	IAP	13626	354	7542	353	5907	10334	2817	2765	2812	4510	2023	2044	1489	2538	59114

- I. Engineers have few other interests but their work.
Do you strongly agree, agree, disagree, or strongly disagree?

[VAR: ENGINT]

RESPONSE	PUNCH	YEAR														
		<u>1972-82</u>	<u>1982B</u>	<u>1983-87</u>	<u>1987B</u>	<u>1988-91</u>	<u>1993-98</u>	<u>2000</u>	<u>2002</u>	<u>2004</u>	<u>2006</u>	<u>2008</u>	<u>2010</u>	<u>2012</u>	<u>2014</u>	<u>ALL</u>
Strongly agree	1	0	0	0	0	0	0	0	0	0	0	0	0	8	0	8
Agree	2	0	0	0	0	0	0	0	0	0	0	0	0	67	0	67
Disagree	3	0	0	0	0	0	0	0	0	0	0	0	0	291	0	291
Strongly disagree	4	0	0	0	0	0	0	0	0	0	0	0	0	42	0	42
Don't know	8	0	0	0	0	0	0	0	0	0	0	0	0	73	0	73
No answer	9	0	0	0	0	0	0	0	0	0	0	0	0	4	0	4
Not applicable	IAP	13626	354	7542	353	5907	10334	2817	2765	2812	4510	2023	2044	1489	2538	59114

- J. Engineers earn less than other people with equally demanding jobs.
Do you strongly agree, agree, disagree, or strongly disagree?

[VAR: ENGEARN]

RESPONSE	PUNCH	YEAR														
		<u>1972-82</u>	<u>1982B</u>	<u>1983-87</u>	<u>1987B</u>	<u>1988-91</u>	<u>1993-98</u>	<u>2000</u>	<u>2002</u>	<u>2004</u>	<u>2006</u>	<u>2008</u>	<u>2010</u>	<u>2012</u>	<u>2014</u>	<u>ALL</u>
Strongly agree	1	0	0	0	0	0	0	0	0	0	0	0	0	5	0	5
Agree	2	0	0	0	0	0	0	0	0	0	0	0	0	33	0	33
Disagree	3	0	0	0	0	0	0	0	0	0	0	0	0	333	0	333
Strongly disagree	4	0	0	0	0	0	0	0	0	0	0	0	0	39	0	39
Don't know	8	0	0	0	0	0	0	0	0	0	0	0	0	70	0	70
No answer	9	0	0	0	0	0	0	0	0	0	0	0	0	5	0	5
Not applicable	IAP	13626	354	7542	353	5907	10334	2817	2765	2812	4510	2023	2044	1489	2538	59114

- K. A job as an engineer would be boring.
Do you strongly agree, agree, disagree, or strongly disagree?

[VAR: ENGBRNG]

<u>RESPONSE</u>	<u>PUNCH</u>	<u>YEAR</u>														
		<u>1972-82</u>	<u>1982B</u>	<u>1983-87</u>	<u>1987B</u>	<u>1988-91</u>	<u>1993-98</u>	<u>2000</u>	<u>2002</u>	<u>2004</u>	<u>2006</u>	<u>2008</u>	<u>2010</u>	<u>2012</u>	<u>2014</u>	<u>ALL</u>
Strongly agree	1	0	0	0	0	0	0	0	0	0	0	0	0	12	0	12
Agree	2	0	0	0	0	0	0	0	0	0	0	0	0	49	0	49
Disagree	3	0	0	0	0	0	0	0	0	0	0	0	0	331	0	331
Strongly disagree	4	0	0	0	0	0	0	0	0	0	0	0	0	36	0	36
Don't know	8	0	0	0	0	0	0	0	0	0	0	0	0	54	0	54
No answer	9	0	0	0	0	0	0	0	0	0	0	0	0	3	0	3
Not applicable	IAP	13626	354	7542	353	5907	10334	2817	2765	2812	4510	2023	2044	1489	2538	59114

Please look at Card H3. How scientific is each of the following work activities?

1165. A. Farming. Is farming very scientific, pretty scientific, not too scientific, or not scientific at all?

[VAR: FARMING]

<u>RESPONSE</u>	<u>PUNCH</u>	<u>YEAR</u>														
		<u>1972-82</u>	<u>1982B</u>	<u>1983-87</u>	<u>1987B</u>	<u>1988-91</u>	<u>1993-98</u>	<u>2000</u>	<u>2002</u>	<u>2004</u>	<u>2006</u>	<u>2008</u>	<u>2010</u>	<u>2012</u>	<u>2014</u>	<u>ALL</u>
Very scientific	1	0	0	0	0	0	0	0	0	0	0	0	0	104	0	104
Pretty scientific	2	0	0	0	0	0	0	0	0	0	0	0	0	258	0	258
Not too scientific	3	0	0	0	0	0	0	0	0	0	0	0	0	101	0	101
Not scientific at all	4	0	0	0	0	0	0	0	0	0	0	0	0	30	0	30
Haven't heard of it (VOLUNTEERED)	5	0	0	0	0	0	0	0	0	0	0	0	0	2	0	2
Don't know	8	0	0	0	0	0	0	0	0	0	0	0	0	8	0	8
No answer	9	0	0	0	0	0	0	0	0	0	0	0	0	2	0	2
Not applicable	IAP	13626	354	7542	353	5907	10334	2817	2765	2812	4510	2023	2044	1469	2538	59094

B. Journalism. (Is journalism...?)

[VAR: JOURNLISM]

RESPONSE	PUNCH	YEAR														
		<u>1972-82</u>	<u>1982B</u>	<u>1983-87</u>	<u>1987B</u>	<u>1988-91</u>	<u>1993-98</u>	<u>2000</u>	<u>2002</u>	<u>2004</u>	<u>2006</u>	<u>2008</u>	<u>2010</u>	<u>2012</u>	<u>2014</u>	<u>ALL</u>
Very scientific	1	0	0	0	0	0	0	0	0	0	0	0	0	30	0	30
Pretty scientific	2	0	0	0	0	0	0	0	0	0	0	0	0	73	0	73
Not too scientific	3	0	0	0	0	0	0	0	0	0	0	0	0	245	0	245
Not scientific at all	4	0	0	0	0	0	0	0	0	0	0	0	0	127	0	127
Haven't heard of it (VOLUNTEERED)	5	0	0	0	0	0	0	0	0	0	0	0	0	3	0	3
Don't know	8	0	0	0	0	0	0	0	0	0	0	0	0	25	0	25
No answer	9	0	0	0	0	0	0	0	0	0	0	0	0	2	0	2
Not applicable	IAP	13626	354	7542	353	5907	10334	2817	2765	2812	4510	2023	2044	1469	2538	59094

C. Firefighting. (Is firefighting...?)

[VAR: FIREFTNG]

RESPONSE	PUNCH	YEAR														
		<u>1972-82</u>	<u>1982B</u>	<u>1983-87</u>	<u>1987B</u>	<u>1988-91</u>	<u>1993-98</u>	<u>2000</u>	<u>2002</u>	<u>2004</u>	<u>2006</u>	<u>2008</u>	<u>2010</u>	<u>2012</u>	<u>2014</u>	<u>ALL</u>
Very scientific	1	0	0	0	0	0	0	0	0	0	0	0	0	88	0	88
Pretty scientific	2	0	0	0	0	0	0	0	0	0	0	0	0	193	0	193
Not too scientific	3	0	0	0	0	0	0	0	0	0	0	0	0	143	0	143
Not scientific at all	4	0	0	0	0	0	0	0	0	0	0	0	0	62	0	62
Haven't heard of it (VOLUNTEERED)	5	0	0	0	0	0	0	0	0	0	0	0	0	1	0	1
Don't know	8	0	0	0	0	0	0	0	0	0	0	0	0	15	0	15
No answer	9	0	0	0	0	0	0	0	0	0	0	0	0	3	0	3
Not applicable	IAP	13626	354	7542	353	5907	10334	2817	2765	2812	4510	2023	2044	1469	2538	59094

D. Marriage counseling. (Is marriage counseling...?)

[VAR: MARRCOUN]

RESPONSE	PUNCH	YEAR														
		<u>1972-82</u>	<u>1982B</u>	<u>1983-87</u>	<u>1987B</u>	<u>1988-91</u>	<u>1993-98</u>	<u>2000</u>	<u>2002</u>	<u>2004</u>	<u>2006</u>	<u>2008</u>	<u>2010</u>	<u>2012</u>	<u>2014</u>	<u>ALL</u>
Very scientific	1	0	0	0	0	0	0	0	0	0	0	0	0	36	0	36
Pretty scientific	2	0	0	0	0	0	0	0	0	0	0	0	0	101	0	101
Not too scientific	3	0	0	0	0	0	0	0	0	0	0	0	0	161	0	161
Not scientific at all	4	0	0	0	0	0	0	0	0	0	0	0	0	179	0	179
Haven't heard of it (VOLUNTEERED)	5	0	0	0	0	0	0	0	0	0	0	0	0	2	0	2
Don't know	8	0	0	0	0	0	0	0	0	0	0	0	0	23	0	23
No answer	9	0	0	0	0	0	0	0	0	0	0	0	0	3	0	3
Not applicable	IAP	13626	354	7542	353	5907	10334	2817	2765	2812	4510	2023	2044	1469	2538	59094

E. Medical treatment. (Is medical treatment...?)

[VAR: MEDTREAT]

RESPONSE	PUNCH	YEAR														
		<u>1972-82</u>	<u>1982B</u>	<u>1983-87</u>	<u>1987B</u>	<u>1988-91</u>	<u>1993-98</u>	<u>2000</u>	<u>2002</u>	<u>2004</u>	<u>2006</u>	<u>2008</u>	<u>2010</u>	<u>2012</u>	<u>2014</u>	<u>ALL</u>
Very scientific	1	0	0	0	0	0	0	0	0	0	0	0	0	382	0	382
Pretty scientific	2	0	0	0	0	0	0	0	0	0	0	0	0	93	0	93
Not too scientific	3	0	0	0	0	0	0	0	0	0	0	0	0	14	0	14
Not scientific at all	4	0	0	0	0	0	0	0	0	0	0	0	0	3	0	3
Haven't heard of it (VOLUNTEERED)	5	0	0	0	0	0	0	0	0	0	0	0	0	0	0	0
Don't know	8	0	0	0	0	0	0	0	0	0	0	0	0	9	0	9
No answer	9	0	0	0	0	0	0	0	0	0	0	0	0	4	0	4
Not applicable	IAP	13626	354	7542	353	5907	10334	2817	2765	2812	4510	2023	2044	1469	2538	59094

F. Architecture. (Is architecture...?)

[VAR: ARCHITCT]

<u>RESPONSE</u>	<u>PUNCH</u>	<u>YEAR</u>														
		<u>1972-82</u>	<u>1982B</u>	<u>1983-87</u>	<u>1987B</u>	<u>1988-91</u>	<u>1993-98</u>	<u>2000</u>	<u>2002</u>	<u>2004</u>	<u>2006</u>	<u>2008</u>	<u>2010</u>	<u>2012</u>	<u>2014</u>	<u>ALL</u>
Very scientific	1	0	0	0	0	0	0	0	0	0	0	0	0	181	0	181
Pretty scientific	2	0	0	0	0	0	0	0	0	0	0	0	0	189	0	189
Not too scientific	3	0	0	0	0	0	0	0	0	0	0	0	0	72	0	72
Not scientific at all	4	0	0	0	0	0	0	0	0	0	0	0	0	38	0	38
Haven't heard of it (VOLUNTEERED)	5	0	0	0	0	0	0	0	0	0	0	0	0	0	0	0
Don't know	8	0	0	0	0	0	0	0	0	0	0	0	0	22	0	22
No answer	9	0	0	0	0	0	0	0	0	0	0	0	0	3	0	3
Not applicable	IAP	13626	354	7542	353	5907	10334	2817	2765	2812	4510	2023	2044	1469	2538	59094

G. Law Enforcement. (Is law enforcement...?)

[VAR: LAWENFRC]

<u>RESPONSE</u>	<u>PUNCH</u>	<u>YEAR</u>														
		<u>1972-82</u>	<u>1982B</u>	<u>1983-87</u>	<u>1987B</u>	<u>1988-91</u>	<u>1993-98</u>	<u>2000</u>	<u>2002</u>	<u>2004</u>	<u>2006</u>	<u>2008</u>	<u>2010</u>	<u>2012</u>	<u>2014</u>	<u>ALL</u>
Very scientific	1	0	0	0	0	0	0	0	0	0	0	0	0	72	0	72
Pretty scientific	2	0	0	0	0	0	0	0	0	0	0	0	0	159	0	159
Not too scientific	3	0	0	0	0	0	0	0	0	0	0	0	0	154	0	154
Not scientific at all	4	0	0	0	0	0	0	0	0	0	0	0	0	100	0	100
Haven't heard of it (VOLUNTEERED)	5	0	0	0	0	0	0	0	0	0	0	0	0	1	0	1
Don't know	8	0	0	0	0	0	0	0	0	0	0	0	0	16	0	16
No answer	9	0	0	0	0	0	0	0	0	0	0	0	0	3	0	3
Not applicable	IAP	13626	354	7542	353	5907	10334	2817	2765	2812	4510	2023	2044	1469	2538	59094

H. Engineering. (Is engineering...?)

[VAR: ENGNRING]

<u>RESPONSE</u>	<u>PUNCH</u>	<u>YEAR</u>														
		<u>1972-82</u>	<u>1982B</u>	<u>1983-87</u>	<u>1987B</u>	<u>1988-91</u>	<u>1993-98</u>	<u>2000</u>	<u>2002</u>	<u>2004</u>	<u>2006</u>	<u>2008</u>	<u>2010</u>	<u>2012</u>	<u>2014</u>	<u>ALL</u>
Very scientific	1	0	0	0	0	0	0	0	0	0	0	0	0	289	0	289
Pretty scientific	2	0	0	0	0	0	0	0	0	0	0	0	0	148	0	148
Not too scientific	3	0	0	0	0	0	0	0	0	0	0	0	0	30	0	30
Not scientific at all	4	0	0	0	0	0	0	0	0	0	0	0	0	19	0	19
Haven't heard of it (VOLUNTEERED)	5	0	0	0	0	0	0	0	0	0	0	0	0	2	0	2
Don't know	8	0	0	0	0	0	0	0	0	0	0	0	0	14	0	14
No answer	9	0	0	0	0	0	0	0	0	0	0	0	0	3	0	3
Not applicable	IAP	13626	354	7542	353	5907	10334	2817	2765	2812	4510	2023	2044	1469	2538	59094

I. Salesmanship. (Is salesmanship...?)

[VAR: SLSMNSHP]

<u>RESPONSE</u>	<u>PUNCH</u>	<u>YEAR</u>														
		<u>1972-82</u>	<u>1982B</u>	<u>1983-87</u>	<u>1987B</u>	<u>1988-91</u>	<u>1993-98</u>	<u>2000</u>	<u>2002</u>	<u>2004</u>	<u>2006</u>	<u>2008</u>	<u>2010</u>	<u>2012</u>	<u>2014</u>	<u>ALL</u>
Very scientific	1	0	0	0	0	0	0	0	0	0	0	0	0	27	0	27
Pretty scientific	2	0	0	0	0	0	0	0	0	0	0	0	0	61	0	61
Not too scientific	3	0	0	0	0	0	0	0	0	0	0	0	0	212	0	212
Not scientific at all	4	0	0	0	0	0	0	0	0	0	0	0	0	186	0	186
Haven't heard of it (VOLUNTEERED)	5	0	0	0	0	0	0	0	0	0	0	0	0	0	0	0
Don't know	8	0	0	0	0	0	0	0	0	0	0	0	0	16	0	16
No answer	9	0	0	0	0	0	0	0	0	0	0	0	0	3	0	3
Not applicable	IAP	13626	354	7542	353	5907	10334	2817	2765	2812	4510	2023	2044	1469	2538	59094

J. Computer programming. (Is computer programming...?)

[VAR: CMPRGMNG]

<u>RESPONSE</u>	<u>PUNCH</u>	<u>YEAR</u>														
		<u>1972-82</u>	<u>1982B</u>	<u>1983-87</u>	<u>1987B</u>	<u>1988-91</u>	<u>1993-98</u>	<u>2000</u>	<u>2002</u>	<u>2004</u>	<u>2006</u>	<u>2008</u>	<u>2010</u>	<u>2012</u>	<u>2014</u>	<u>ALL</u>
Very scientific	1	0	0	0	0	0	0	0	0	0	0	0	0	259	0	259
Pretty scientific	2	0	0	0	0	0	0	0	0	0	0	0	0	156	0	156
Not too scientific	3	0	0	0	0	0	0	0	0	0	0	0	0	53	0	53
Not scientific at all	4	0	0	0	0	0	0	0	0	0	0	0	0	16	0	16
Haven't heard of it (VOLUNTEERED)	5	0	0	0	0	0	0	0	0	0	0	0	0	0	0	0
Don't know	8	0	0	0	0	0	0	0	0	0	0	0	0	18	0	18
No answer	9	0	0	0	0	0	0	0	0	0	0	0	0	3	0	3
Not applicable	IAP	13626	354	7542	353	5907	10334	2817	2765	2812	4510	2023	2044	1469	2538	59094

K. Financial counseling. (Is financial counseling...?)

[VAR: FINLCOUN]

<u>RESPONSE</u>	<u>PUNCH</u>	<u>YEAR</u>														
		<u>1972-82</u>	<u>1982B</u>	<u>1983-87</u>	<u>1987B</u>	<u>1988-91</u>	<u>1993-98</u>	<u>2000</u>	<u>2002</u>	<u>2004</u>	<u>2006</u>	<u>2008</u>	<u>2010</u>	<u>2012</u>	<u>2014</u>	<u>ALL</u>
Very scientific	1	0	0	0	0	0	0	0	0	0	0	0	0	52	0	52
Pretty scientific	2	0	0	0	0	0	0	0	0	0	0	0	0	131	0	131
Not too scientific	3	0	0	0	0	0	0	0	0	0	0	0	0	172	0	172
Not scientific at all	4	0	0	0	0	0	0	0	0	0	0	0	0	128	0	128
Haven't heard of it (VOLUNTEERED)	5	0	0	0	0	0	0	0	0	0	0	0	0	3	0	3
Don't know	8	0	0	0	0	0	0	0	0	0	0	0	0	16	0	16
No answer	9	0	0	0	0	0	0	0	0	0	0	0	0	3	0	3
Not applicable	IAP	13626	354	7542	353	5907	10334	2817	2765	2812	4510	2023	2044	1469	2538	59094

1166. According to astronomers, the universe began with a huge explosion. (Is that true or false?)

FI INSTRUCTION: DO NOT PROBE "DON'T KNOW"

[VAR: BIGBANG1]

<u>RESPONSE</u>	<u>PUNCH</u>	<u>YEAR</u>														
		<u>1972-82</u>	<u>1982B</u>	<u>1983-87</u>	<u>1987B</u>	<u>1988-91</u>	<u>1993-98</u>	<u>2000</u>	<u>2002</u>	<u>2004</u>	<u>2006</u>	<u>2008</u>	<u>2010</u>	<u>2012</u>	<u>2014</u>	<u>ALL</u>
TRUE	1	0	0	0	0	0	0	0	0	0	0	0	0	287	0	287
FALSE	2	0	0	0	0	0	0	0	0	0	0	0	0	85	0	85
Don't know	8	0	0	0	0	0	0	0	0	0	0	0	0	109	0	109
No answer	9	0	0	0	0	0	0	0	0	0	0	0	0	4	0	4
Not applicable	IAP	13626	354	7542	353	5907	10334	2817	2765	2812	4510	2023	2044	1489	2538	59114

REMARKS: See BIGBANG as well.

1167. According to the theory of evolution, human beings, as we know them today, developed from earlier species of animals. (Is that true or false?)

FI INSTRUCTION: DO NOT PROBE "DON'T KNOW"

[VAR: EVOLVED1]

<u>RESPONSE</u>	<u>PUNCH</u>	<u>YEAR</u>														
		<u>1972-82</u>	<u>1982B</u>	<u>1983-87</u>	<u>1987B</u>	<u>1988-91</u>	<u>1993-98</u>	<u>2000</u>	<u>2002</u>	<u>2004</u>	<u>2006</u>	<u>2008</u>	<u>2010</u>	<u>2012</u>	<u>2014</u>	<u>ALL</u>
TRUE	1	0	0	0	0	0	0	0	0	0	0	0	0	340	0	340
FALSE	2	0	0	0	0	0	0	0	0	0	0	0	0	94	0	94
Don't know	8	0	0	0	0	0	0	0	0	0	0	0	0	46	0	46
No answer	9	0	0	0	0	0	0	0	0	0	0	0	0	5	0	5
Not applicable	IAP	13626	354	7542	353	5907	10334	2817	2765	2812	4510	2023	2044	1489	2538	59114

REMARKS: See EVOLVED as well.

**The 2006 Topical Module: Shared Capitalism
(BUYVALUE-WEALTH)**

**The 2014 Topical Module: Shared Capitalism
(BUYVALUE, COMPWAGE, NUMORG, EMPINPUT, EMPTRAIN-TRDESTCK)**

See also the Employee Compensation Topical Module

1168. Approximately what percent of the company stock that you own today did you buy with your own savings or money from your wages?

[VAR: BUYVALUE]

<u>RESPONSE</u>	<u>PUNCH</u>	<u>YEAR</u>														
		<u>1972-82</u>	<u>1982B</u>	<u>1983-87</u>	<u>1987B</u>	<u>1988-91</u>	<u>1993-98</u>	<u>2000</u>	<u>2002</u>	<u>2004</u>	<u>2006</u>	<u>2008</u>	<u>2010</u>	<u>2012</u>	<u>2014</u>	<u>ALL</u>
None	0	0	0	0	0	0	0	0	0	0	50	0	0	0	31	81
1-25%	1-25	0	0	0	0	0	0	0	0	0	35	0	0	0	31	66
26-50%	26-50	0	0	0	0	0	0	0	0	0	29	0	0	0	7	36
51-75%	51-75	0	0	0	0	0	0	0	0	0	15	0	0	0	4	19
76-100%	76-100	0	0	0	0	0	0	0	0	0	65	0	0	0	24	89
Don't Know	998	0	0	0	0	0	0	0	0	0	28	0	0	0	9	37
Refused	999	0	0	0	0	0	0	0	0	0	22	0	0	0	0	22
Not Applicable	IAP	13626	354	7542	353	5907	10334	2817	2765	2812	4266	2023	2044	1974	2432	59249

REMARKS: The above response categories have been collapsed for convenience of display

1169. Did your company grant you any stock options in 2005?

[VAR: OPS2005]

<u>RESPONSE</u>	<u>PUNCH</u>	<u>YEAR</u>														
		<u>1972-82</u>	<u>1982B</u>	<u>1983-87</u>	<u>1987B</u>	<u>1988-91</u>	<u>1993-98</u>	<u>2000</u>	<u>2002</u>	<u>2004</u>	<u>2006</u>	<u>2008</u>	<u>2010</u>	<u>2012</u>	<u>2014</u>	<u>ALL</u>
Yes	1	0	0	0	0	0	0	0	0	0	67	0	0	0	0	67
No (GO TO EXTRAPAY)	2	0	0	0	0	0	0	0	0	0	49	0	0	0	0	49
Don't Know (GO TO EXTRAPAY)	8	0	0	0	0	0	0	0	0	0	3	0	0	0	0	3
Refused (GO TO EXTRAPAY)	9	0	0	0	0	0	0	0	0	0	2	0	0	0	0	2
Not Applicable	IAP	13626	354	7542	353	5907	10334	2817	2765	2812	4389	2023	2044	1974	2538	59478

IF ASKED: A stock option is a right to purchase stock at a set price for several years into the future, typically ten years. For example, one stock option at \$10 means that you can purchase your company stock for \$10 anytime over ten years. A stock option does not include a plan in which there are periodic deductions from payroll to set aside money to purchase shares at the end of an offering period. That is typically called an Employee Stock Purchase Plan.

1170. Did you receive any of these performance-based payments in the year 2005?

[VAR: EXTR2005]

<u>RESPONSE</u>	<u>PUNCH</u>	<u>YEAR</u>														
		<u>1972-82</u>	<u>1982B</u>	<u>1983-87</u>	<u>1987B</u>	<u>1988-91</u>	<u>1993-98</u>	<u>2000</u>	<u>2002</u>	<u>2004</u>	<u>2006</u>	<u>2008</u>	<u>2010</u>	<u>2012</u>	<u>2014</u>	<u>ALL</u>
Yes	1	0	0	0	0	0	0	0	0	0	485	0	0	0	0	485
No (GO TO EXTRAYR)	2	0	0	0	0	0	0	0	0	0	157	0	0	0	0	157
Don't Know (GO TO EXTRAYR)	8	0	0	0	0	0	0	0	0	0	19	0	0	0	0	19
Refused (GO TO EXTRAYR)	9	0	0	0	0	0	0	0	0	0	0	0	0	0	0	0
Not Applicable (Punch 2 on COMPPERF)	IAP	13626	354	7542	353	5907	10334	2817	2765	2812	3849	2023	2044	1974	2538	58938

1171. Do you believe your fixed annual wages in calendar year 2005 were higher or lower than those of employees with similar experience and job descriptions in other companies in your region? Please answer on a 1 to 5 scale.

[VAR: COMPWAGE]

RESPONSE	PUNCH	YEAR														
		1972-82	1982B	1983-87	1987B	1988-91	1993-98	2000	2002	2004	2006	2008	2010	2012	2014	ALL
1 (Lower)	1	0	0	0	0	0	0	0	0	0	315	0	0	0	140	455
2	2	0	0	0	0	0	0	0	0	0	208	0	0	0	150	358
3	3	0	0	0	0	0	0	0	0	0	743	0	0	0	298	1041
4	4	0	0	0	0	0	0	0	0	0	197	0	0	0	114	311
5 (Higher)	5	0	0	0	0	0	0	0	0	0	158	0	0	0	43	201
Don't Know	8	0	0	0	0	0	0	0	0	0	85	0	0	0	24	109
Refused	9	0	0	0	0	0	0	0	0	0	26	0	0	0	4	30
Not Applicable	IAP	13626	354	7542	353	5907	10334	2817	2765	2812	2778	2023	2044	1974	1765	57094

1172. If you were to see a fellow employee not working as hard or well as he or she should, how likely would you be to talk about it in a work group or team? (Would you say...)

[VAR: TALKTEAM]

RESPONSE	PUNCH	YEAR														
		1972-82	1982B	1983-87	1987B	1988-91	1993-98	2000	2002	2004	2006	2008	2010	2012	2014	ALL
Not at all likely	1	0	0	0	0	0	0	0	0	0	575	0	0	0	0	575
Not very likely	2	0	0	0	0	0	0	0	0	0	305	0	0	0	0	305
Somewhat likely	3	0	0	0	0	0	0	0	0	0	424	0	0	0	0	424
Very likely	4	0	0	0	0	0	0	0	0	0	325	0	0	0	0	325
Don't Know	8	0	0	0	0	0	0	0	0	0	68	0	0	0	0	68
Refused	9	0	0	0	0	0	0	0	0	0	35	0	0	0	0	35
Not Applicable	IAP	13626	354	7542	353	5907	10334	2817	2765	2812	2778	2023	2044	1974	2538	57867

1173. About how many people work in your organization at all locations? Count part-time as well as full-time employees.

HAND CARD C2

[VAR: NUMORG]

RESPONSE	PUNCH	YEAR														
		1972-82	1982B	1983-87	1987B	1988-91	1993-98	2000	2002	2004	2006	2008	2010	2012	2014	ALL
Less than 10	1-9	0	0	0	0	0	0	0	0	0	302	0	198	0	147	647
10-99	10-99	0	0	0	0	0	0	0	0	0	287	0	109	0	73	469
100-999	100-999	0	0	0	0	0	0	0	0	0	230	0	55	0	55	340
1,000-9,980	1000-9980	0	0	0	0	0	0	0	0	0	148	0	32	0	20	200
1-9	9981	0	0	0	0	0	0	0	0	0	23	0	84	0	30	137
10-49	9982	0	0	0	0	0	0	0	0	0	66	0	110	0	56	232
50-99	9983	0	0	0	0	0	0	0	0	0	52	0	71	0	28	151
100-499	9984	0	0	0	0	0	0	0	0	0	95	0	114	0	86	295
500-999	9985	0	0	0	0	0	0	0	0	0	51	0	56	0	29	136
1,000-1,999	9986	0	0	0	0	0	0	0	0	0	37	0	28	0	22	87
2,000-2,999	9987	0	0	0	0	0	0	0	0	0	35	0	29	0	15	79
3,000-3,999	9988	0	0	0	0	0	0	0	0	0	12	0	15	0	11	38
4,000-4,999	9989	0	0	0	0	0	0	0	0	0	9	0	20	0	11	40
5,000-10,000	9990	0	0	0	0	0	0	0	0	0	35	0	38	0	31	104
10,000-50,000	9991	0	0	0	0	0	0	0	0	0	36	0	47	0	29	112
50,000-100,000	9992	0	0	0	0	0	0	0	0	0	15	0	21	0	19	55
Above 100,000	9993	0	0	0	0	0	0	0	0	0	46	0	47	0	46	139
10,000 or more	9997	0	0	0	0	0	0	0	0	0	80	0	26	0	23	129
Don't Know	9998	0	0	0	0	0	0	0	0	0	149	0	0	0	0	149
No Answer	9999	0	0	0	0	0	0	0	0	0	24	0	87	0	42	153
Not Applicable	IAP	13626	354	7542	353	5907	10334	2817	2765	2812	2778	2023	857	1974	1765	55907

REMARKS: Hand Card C2 contains responses 81-90.

Please note that if the original response is an exact number and the number is between 1 and 9996, it is entered as it is without using a code. The above table, however, groups the single-number responses in ranges for presentation purposes only. If the original response was a range, a code between 9981 and 9993 was used both in the data file and the above table.

1174. Some companies have organized workplace decision-making in ways to get more employee input and involvement. Are you personally involved in any group, team, committee, or task force that addresses issues such as product quality, cost cutting, productivity, health and safety, or other workplace issues?

[VAR: EMPINPUT]

RESPONSE	PUNCH	YEAR														
		1972-82	1982B	1983-87	1987B	1988-91	1993-98	2000	2002	2004	2006	2008	2010	2012	2014	ALL
Yes	1	0	0	0	0	0	0	0	0	0	541	0	0	0	227	768
No	2	0	0	0	0	0	0	0	0	0	1143	0	0	0	541	1684
Don't Know	8	0	0	0	0	0	0	0	0	0	27	0	0	0	2	29
Refused	9	0	0	0	0	0	0	0	0	0	21	0	0	0	3	24
Not Applicable	IAP	13626	354	7542	353	5907	10334	2817	2765	2812	2778	2023	2044	1974	1765	57094

1175. A. Are you currently involved in a self-managed team?

HAND CARD C3

[VAR: SLFMANGD]

RESPONSE	PUNCH	YEAR														
		1972-82	1982B	1983-87	1987B	1988-91	1993-98	2000	2002	2004	2006	2008	2010	2012	2014	ALL
Yes	1	0	0	0	0	0	0	0	0	0	568	0	0	0	0	568
No	2	0	0	0	0	0	0	0	0	0	1118	0	0	0	0	1118
Don't Know	8	0	0	0	0	0	0	0	0	0	25	0	0	0	0	25
Refused	9	0	0	0	0	0	0	0	0	0	21	0	0	0	0	21
Not Applicable	IAP	13626	354	7542	353	5907	10334	2817	2765	2812	2778	2023	2044	1974	2538	57867

REMARKS: Hand Card C3 contains responses 1 and 2.

B. In the last 12 months have you received any formal training from your current employer, such as in classes or seminars sponsored by the employer?

[VAR: EMPTRAIN]

RESPONSE	PUNCH	YEAR														
		1972-82	1982B	1983-87	1987B	1988-91	1993-98	2000	2002	2004	2006	2008	2010	2012	2014	ALL
Yes	1	0	0	0	0	0	0	0	0	0	832	0	0	0	381	1213
No	2	0	0	0	0	0	0	0	0	0	864	0	0	0	389	1253
Don't Know	8	0	0	0	0	0	0	0	0	0	19	0	0	0	1	20
Refused	9	0	0	0	0	0	0	0	0	0	17	0	0	0	2	19
Not Applicable	IAP	13626	354	7542	353	5907	10334	2817	2765	2812	2778	2023	2044	1974	1765	57094

1176. Please estimate your total wealth.

HAND CARD C4

[VAR: WEALTH]

RESPONSE	PUNCH	YEAR														
		1972-82	1982B	1983-87	1987B	1988-91	1993-98	2000	2002	2004	2006	2008	2010	2012	2014	ALL
Less than \$5000	1	0	0	0	0	0	0	0	0	0	181	0	0	0	97	278
\$5000 to \$20,000	2	0	0	0	0	0	0	0	0	0	175	0	0	0	101	276
\$20,000 to \$40,000	3	0	0	0	0	0	0	0	0	0	139	0	0	0	80	219
\$40,000 to \$75,000	4	0	0	0	0	0	0	0	0	0	127	0	0	0	70	197
\$75,000 to \$100,000	5	0	0	0	0	0	0	0	0	0	101	0	0	0	46	147
\$100,000 to \$150,000	6	0	0	0	0	0	0	0	0	0	120	0	0	0	57	177
\$150,000 to \$250,000	7	0	0	0	0	0	0	0	0	0	183	0	0	0	69	252
\$250,000 to \$500,000	8	0	0	0	0	0	0	0	0	0	250	0	0	0	88	338
\$500,000 to \$1 million	9	0	0	0	0	0	0	0	0	0	136	0	0	0	49	185
\$1 million to \$2 million	10	0	0	0	0	0	0	0	0	0	37	0	0	0	18	55
\$2 million to \$3 million	11	0	0	0	0	0	0	0	0	0	6	0	0	0	6	12
\$3 million to \$4 million	12	0	0	0	0	0	0	0	0	0	3	0	0	0	1	4
\$4 million to \$5 million	13	0	0	0	0	0	0	0	0	0	0	0	0	0	4	4
\$5 million to \$10 million	14	0	0	0	0	0	0	0	0	0	3	0	0	0	2	5
Above \$10 million	15	0	0	0	0	0	0	0	0	0	3	0	0	0	3	6
Don't Know	98	0	0	0	0	0	0	0	0	0	88	0	0	0	32	120
Refused	99	0	0	0	0	0	0	0	0	0	180	0	0	0	50	230
Not Applicable	IAP	13626	354	7542	353	5907	10334	2817	2765	2812	2778	2023	2044	1974	1765	57094

IF ASKED: Wealth means the value of your house plus the value of your vehicles, stocks and mutual funds, cash, checking accounts, retirement accounts including 401(k) and pension assets, and any other assets minus what you owe for your mortgage and your debts.

REMARKS: Hand Card C4 contains responses 1-15.

1177. A. Are you a member of an Employee Stock Ownership Plan commonly called an ESOP?

[VAR:ESOP]

<u>RESPONSE</u>	<u>PUNCH</u>	<u>YEAR</u>														
		<u>1972-82</u>	<u>1982B</u>	<u>1983-87</u>	<u>1987B</u>	<u>1988-91</u>	<u>1993-98</u>	<u>2000</u>	<u>2002</u>	<u>2004</u>	<u>2006</u>	<u>2008</u>	<u>2010</u>	<u>2012</u>	<u>2014</u>	<u>ALL</u>
Yes	1	0	0	0	0	0	0	0	0	0	0	0	0	0	22	22
No	2	0	0	0	0	0	0	0	0	0	0	0	0	0	81	81
Don't know	8	0	0	0	0	0	0	0	0	0	0	0	0	0	1	1
No answer	9	0	0	0	0	0	0	0	0	0	0	0	0	0	2	2
Not applicable	IAP	13626	354	7542	353	5907	10334	2817	2765	2812	4510	2023	2044	1974	2432	59493

B. Do you have a defined benefit pension plan at your company?

[VAR:DEFPENSN]

<u>RESPONSE</u>	<u>PUNCH</u>	<u>YEAR</u>														
		<u>1972-82</u>	<u>1982B</u>	<u>1983-87</u>	<u>1987B</u>	<u>1988-91</u>	<u>1993-98</u>	<u>2000</u>	<u>2002</u>	<u>2004</u>	<u>2006</u>	<u>2008</u>	<u>2010</u>	<u>2012</u>	<u>2014</u>	<u>ALL</u>
Yes	1	0	0	0	0	0	0	0	0	0	0	0	0	0	276	276
No	2	0	0	0	0	0	0	0	0	0	0	0	0	0	491	491
Don't know	8	0	0	0	0	0	0	0	0	0	0	0	0	0	4	4
No answer	9	0	0	0	0	0	0	0	0	0	0	0	0	0	2	2
Not applicable	IAP	13626	354	7542	353	5907	10334	2817	2765	2812	4510	2023	2044	1974	1771	58832

C. If your company has stock, is the stock of the company where your work traded on a stock market such as the New York Stock Exchange or the NASDAQ

[VAR:TRDESTCK]

<u>RESPONSE</u>	<u>PUNCH</u>	<u>YEAR</u>														
		<u>1972-82</u>	<u>1982B</u>	<u>1983-87</u>	<u>1987B</u>	<u>1988-91</u>	<u>1993-98</u>	<u>2000</u>	<u>2002</u>	<u>2004</u>	<u>2006</u>	<u>2008</u>	<u>2010</u>	<u>2012</u>	<u>2014</u>	<u>ALL</u>
Yes	1	0	0	0	0	0	0	0	0	0	0	0	0	0	123	123
No	2	0	0	0	0	0	0	0	0	0	0	0	0	0	530	530
Don't know	8	0	0	0	0	0	0	0	0	0	0	0	0	0	115	115
No answer	9	0	0	0	0	0	0	0	0	0	0	0	0	0	5	5
Not applicable	IAP	13626	354	7542	353	5907	10334	2817	2765	2812	4510	2023	2044	1974	1765	58826

**The 2006 Topical Module: Mental Health II
(VIGVER06-AVOIDMH)**

1178. Cases in Sample A (Ballots 1-3) should receive these variables.

[VAR: VIGVER06]

<u>RESPONSE</u>	<u>PUNCH</u>	<u>YEAR</u>														
		<u>1972-82</u>	<u>1982B</u>	<u>1983-87</u>	<u>1987B</u>	<u>1988-91</u>	<u>1993-98</u>	<u>2000</u>	<u>2002</u>	<u>2004</u>	<u>2006</u>	<u>2008</u>	<u>2010</u>	<u>2012</u>	<u>2014</u>	<u>ALL</u>
Alcohol Dependence	1	0	0	0	0	0	0	0	0	0	377	0	0	0	0	377
Depression	2	0	0	0	0	0	0	0	0	0	397	0	0	0	0	397
Schizophrenia	3	0	0	0	0	0	0	0	0	0	373	0	0	0	0	373
No Problem	4	0	0	0	0	0	0	0	0	0	376	0	0	0	0	376
Not Applicable	IAP	13626	354	7542	353	5907	10334	2817	2765	2812	2987	2023	2044	1974	2538	58076

REMARKS: This item was not asked to respondents. It was used to determine which follow-up question was administered in VIGLAB06. To see the original vignettes on which this item expands, see VIGVERSN.

1179. In your opinion, how likely is it that [NAME] is experiencing...

IF VIGVER06 = 1, DISPLAY Alcohol dependence?

IF VIGVER06 = 2, DISPLAY A major depression?

IF VIGVER06 = 3, DISPLAY Schizophrenia?

IF VIGVER06 = 4, Skip to MHTRTOTH

[VAR: VIGLAB06]

<u>RESPONSE</u>	<u>PUNCH</u>	<u>YEAR</u>														
		<u>1972-82</u>	<u>1982B</u>	<u>1983-87</u>	<u>1987B</u>	<u>1988-91</u>	<u>1993-98</u>	<u>2000</u>	<u>2002</u>	<u>2004</u>	<u>2006</u>	<u>2008</u>	<u>2010</u>	<u>2012</u>	<u>2014</u>	<u>ALL</u>
Very likely	1	0	0	0	0	0	0	0	0	0	646	0	0	0	0	646
Somewhat likely	2	0	0	0	0	0	0	0	0	0	306	0	0	0	0	306
Not very likely	3	0	0	0	0	0	0	0	0	0	50	0	0	0	0	50
Not at all likely	4	0	0	0	0	0	0	0	0	0	19	0	0	0	0	19
Don't Know	8	0	0	0	0	0	0	0	0	0	42	0	0	0	0	42
Refused	9	0	0	0	0	0	0	0	0	0	12	0	0	0	0	12
Not Applicable	IAP	13626	354	7542	353	5907	10334	2817	2765	2812	3435	2023	2044	1974	2538	58524

REMARKS: This item is an extension to the vignettes used in VIGVERSN. Refer to there for the vignette wordings. When using the computer file, use variables MENTLVG2, MENTLVG3, MENTLVG4, and MENTLVG5 to determine which vignette was read to R. Note that the vignettes read in 2006 are identical to those read in VIGVERSN, with the exception that no vignettes concerning drugs were used.

1180. Leaving yourself aside, have you personally ever known someone who has received treatment for a mental health situation?

[VAR: MHTRTOTH]

<u>RESPONSE</u>	<u>PUNCH</u>	<u>YEAR</u>														
		<u>1972-82</u>	<u>1982B</u>	<u>1983-87</u>	<u>1987B</u>	<u>1988-91</u>	<u>1993-98</u>	<u>2000</u>	<u>2002</u>	<u>2004</u>	<u>2006</u>	<u>2008</u>	<u>2010</u>	<u>2012</u>	<u>2014</u>	<u>ALL</u>
Yes	1	0	0	0	0	0	0	0	0	0	902	0	0	0	0	902
No (GO TO SEEMHPUB)	2	0	0	0	0	0	0	0	0	0	511	0	0	0	0	511
Don't Know (GO TO SEEMHPUB)	8	0	0	0	0	0	0	0	0	0	11	0	0	0	0	11
Refused (GO TO SEEMHPUB)	9	0	0	0	0	0	0	0	0	0	13	0	0	0	0	13
Not Applicable	IAP	13626	354	7542	353	5907	10334	2817	2765	2812	3073	2023	2044	1974	2538	58162

1181. How much distress did this person's mental health problem cause you...

[VAR: MHOTHYOU]

<u>RESPONSE</u>	<u>PUNCH</u>	<u>YEAR</u>														
		<u>1972-82</u>	<u>1982B</u>	<u>1983-87</u>	<u>1987B</u>	<u>1988-91</u>	<u>1993-98</u>	<u>2000</u>	<u>2002</u>	<u>2004</u>	<u>2006</u>	<u>2008</u>	<u>2010</u>	<u>2012</u>	<u>2014</u>	<u>ALL</u>
A great deal	1	0	0	0	0	0	0	0	0	0	240	0	0	0	0	240
Quite a bit	2	0	0	0	0	0	0	0	0	0	179	0	0	0	0	179
A little	3	0	0	0	0	0	0	0	0	0	281	0	0	0	0	281
Not at all	4	0	0	0	0	0	0	0	0	0	200	0	0	0	0	200
Don't Know	8	0	0	0	0	0	0	0	0	0	1	0	0	0	0	1
Refused	9	0	0	0	0	0	0	0	0	0	14	0	0	0	0	14
Not Applicable	IAP	13626	354	7542	353	5907	10334	2817	2765	2812	3595	2023	2044	1974	2538	58684

1182. As a result of the mental health problem, would you say that your relationship with this person...

[VAR: MHOTHREL]

<u>RESPONSE</u>	<u>PUNCH</u>	<u>YEAR</u>														
		<u>1972-82</u>	<u>1982B</u>	<u>1983-87</u>	<u>1987B</u>	<u>1988-91</u>	<u>1993-98</u>	<u>2000</u>	<u>2002</u>	<u>2004</u>	<u>2006</u>	<u>2008</u>	<u>2010</u>	<u>2012</u>	<u>2014</u>	<u>ALL</u>
Became stronger	1	0	0	0	0	0	0	0	0	0	237	0	0	0	0	237
Became worse	2	0	0	0	0	0	0	0	0	0	125	0	0	0	0	125
Was unchanged	3	0	0	0	0	0	0	0	0	0	457	0	0	0	0	457
Ended as a result of the problem	4	0	0	0	0	0	0	0	0	0	77	0	0	0	0	77
Don't Know	8	0	0	0	0	0	0	0	0	0	6	0	0	0	0	6
Refused	9	0	0	0	0	0	0	0	0	0	13	0	0	0	0	13
Not Applicable	IAP	13626	354	7542	353	5907	10334	2817	2765	2812	3595	2023	2044	1974	2538	58684

1183. How frequently are you in a public place where you see someone who seems to be mentally ill...

[VAR: SEEMHPUB]

<u>RESPONSE</u>	<u>PUNCH</u>	<u>YEAR</u>														
		<u>1972-82</u>	<u>1982B</u>	<u>1983-87</u>	<u>1987B</u>	<u>1988-91</u>	<u>1993-98</u>	<u>2000</u>	<u>2002</u>	<u>2004</u>	<u>2006</u>	<u>2008</u>	<u>2010</u>	<u>2012</u>	<u>2014</u>	<u>ALL</u>
Often	1	0	0	0	0	0	0	0	0	0	329	0	0	0	0	329
Sometimes	2	0	0	0	0	0	0	0	0	0	468	0	0	0	0	468
Almost never	3	0	0	0	0	0	0	0	0	0	460	0	0	0	0	460
Never	4	0	0	0	0	0	0	0	0	0	148	0	0	0	0	148
Don't Know	8	0	0	0	0	0	0	0	0	0	20	0	0	0	0	20
Refused	9	0	0	0	0	0	0	0	0	0	12	0	0	0	0	12
Not Applicable	IAP	13626	354	7542	353	5907	10334	2817	2765	2812	3073	2023	2044	1974	2538	58162

1184. How often do you see people in public who make strange gestures or talk when there was no one there to listen...

[VAR: GESTTALK]

<u>RESPONSE</u>	<u>PUNCH</u>	<u>YEAR</u>														
		<u>1972-82</u>	<u>1982B</u>	<u>1983-87</u>	<u>1987B</u>	<u>1988-91</u>	<u>1993-98</u>	<u>2000</u>	<u>2002</u>	<u>2004</u>	<u>2006</u>	<u>2008</u>	<u>2010</u>	<u>2012</u>	<u>2014</u>	<u>ALL</u>
Often	1	0	0	0	0	0	0	0	0	0	268	0	0	0	0	268
Sometimes	2	0	0	0	0	0	0	0	0	0	540	0	0	0	0	540
Almost never	3	0	0	0	0	0	0	0	0	0	438	0	0	0	0	438
Never	4	0	0	0	0	0	0	0	0	0	165	0	0	0	0	165
Don't Know	8	0	0	0	0	0	0	0	0	0	13	0	0	0	0	13
Refused	9	0	0	0	0	0	0	0	0	0	13	0	0	0	0	13
Not Applicable	IAP	13626	354	7542	353	5907	10334	2817	2765	2812	3073	2023	2044	1974	2538	58162

1185. Have you changed where you go for shopping or entertainment because of the presence of people who seem to be mentally ill...

[VAR: AVOIDMH]

<u>RESPONSE</u>	<u>PUNCH</u>	<u>YEAR</u>														
		<u>1972-82</u>	<u>1982B</u>	<u>1983-87</u>	<u>1987B</u>	<u>1988-91</u>	<u>1993-98</u>	<u>2000</u>	<u>2002</u>	<u>2004</u>	<u>2006</u>	<u>2008</u>	<u>2010</u>	<u>2012</u>	<u>2014</u>	<u>ALL</u>
Often	1	0	0	0	0	0	0	0	0	0	18	0	0	0	0	18
Sometimes	2	0	0	0	0	0	0	0	0	0	70	0	0	0	0	70
Almost never	3	0	0	0	0	0	0	0	0	0	175	0	0	0	0	175
Never	4	0	0	0	0	0	0	0	0	0	1156	0	0	0	0	1156
Don't Know	8	0	0	0	0	0	0	0	0	0	6	0	0	0	0	6
Refused	9	0	0	0	0	0	0	0	0	0	12	0	0	0	0	12
Not Applicable	IAP	13626	354	7542	353	5907	10334	2817	2765	2812	3073	2023	2044	1974	2538	58162

**The 2006 Topical Module: Number Known
(Qs. NUMKNOWN-GETAHEAY)**

1186. Cases in Sample B (Ballots 4-6) should receive this variable. This variable is used to drive skips in a module. This variable should have a value of 1-5 using the following proportions: 1=50%, 2,3,4,5 = 12.5% each

[VAR: NUMKNOWN]

RESPONSE	PUNCH	YEAR														
		1972-82	1982B	1983-87	1987B	1988-91	1993-98	2000	2002	2004	2006	2008	2010	2012	2014	ALL
Subset 1	1	0	0	0	0	0	0	0	0	0	741	0	0	0	0	741
Subset 2	2	0	0	0	0	0	0	0	0	0	178	0	0	0	0	178
Subset 3	3	0	0	0	0	0	0	0	0	0	188	0	0	0	0	188
Subset 4	4	0	0	0	0	0	0	0	0	0	190	0	0	0	0	190
Subset 5	5	0	0	0	0	0	0	0	0	0	172	0	0	0	0	172
Not Applicable	IAP	13626	354	7542	353	5907	10334	2817	2765	2812	3041	2023	2044	1974	2538	58130

REMARKS: This item was not asked to respondents. It was a preloaded item used to drive skips in a module.

I'm going to ask you some questions about all the people that you are acquainted with, meaning that you know their name and would stop and talk at least for a moment if you ran into the person on the street or in a shopping mall. Some of these questions may seem unusual but they are an important way to help us understand more about social networks in America. Please answer the questions as best you can.

A. How many of the people you are acquainted with are named Kevin?

[VAR: ACQKEVIN]

RESPONSE	PUNCH	YEAR														
		1972-82	1982B	1983-87	1987B	1988-91	1993-98	2000	2002	2004	2006	2008	2010	2012	2014	ALL
0	1	0	0	0	0	0	0	0	0	0	442	0	0	0	0	442
1	2	0	0	0	0	0	0	0	0	0	430	0	0	0	0	430
2-5	3	0	0	0	0	0	0	0	0	0	429	0	0	0	0	429
6-10	4	0	0	0	0	0	0	0	0	0	24	0	0	0	0	24
More than 10	5	0	0	0	0	0	0	0	0	0	16	0	0	0	0	16
Don't Know	8	0	0	0	0	0	0	0	0	0	7	0	0	0	0	7
Refused	9	0	0	0	0	0	0	0	0	0	23	0	0	0	0	23
Not Applicable	IAP	13626	354	7542	353	5907	10334	2817	2765	2812	3139	2023	2044	1974	2538	58228

B. How many [IF NUMKNOWN = 3-5 DISPLAY: of the people you are acquainted with] are named Karen?

[VAR: ACQKAREN]

<u>RESPONSE</u>	<u>PUNCH</u>	<u>YEAR</u>														
		<u>1972-82</u>	<u>1982B</u>	<u>1983-87</u>	<u>1987B</u>	<u>1988-91</u>	<u>1993-98</u>	<u>2000</u>	<u>2002</u>	<u>2004</u>	<u>2006</u>	<u>2008</u>	<u>2010</u>	<u>2012</u>	<u>2014</u>	<u>ALL</u>
0	1	0	0	0	0	0	0	0	0	0	439	0	0	0	0	439
1	2	0	0	0	0	0	0	0	0	0	391	0	0	0	0	391
2-5	3	0	0	0	0	0	0	0	0	0	441	0	0	0	0	441
6-10	4	0	0	0	0	0	0	0	0	0	51	0	0	0	0	51
More than 10	5	0	0	0	0	0	0	0	0	0	19	0	0	0	0	19
Don't Know	8	0	0	0	0	0	0	0	0	0	8	0	0	0	0	8
Refused	9	0	0	0	0	0	0	0	0	0	22	0	0	0	0	22
Not Applicable	IAP	13626	354	7542	353	5907	10334	2817	2765	2812	3139	2023	2044	1974	2538	58228

C. How many are named Shawn?

[VAR: ACQSHAWN]

<u>RESPONSE</u>	<u>PUNCH</u>	<u>YEAR</u>														
		<u>1972-82</u>	<u>1982B</u>	<u>1983-87</u>	<u>1987B</u>	<u>1988-91</u>	<u>1993-98</u>	<u>2000</u>	<u>2002</u>	<u>2004</u>	<u>2006</u>	<u>2008</u>	<u>2010</u>	<u>2012</u>	<u>2014</u>	<u>ALL</u>
0	1	0	0	0	0	0	0	0	0	0	526	0	0	0	0	526
1	2	0	0	0	0	0	0	0	0	0	426	0	0	0	0	426
2-5	3	0	0	0	0	0	0	0	0	0	351	0	0	0	0	351
6-10	4	0	0	0	0	0	0	0	0	0	33	0	0	0	0	33
More than 10	5	0	0	0	0	0	0	0	0	0	8	0	0	0	0	8
Don't Know	8	0	0	0	0	0	0	0	0	0	5	0	0	0	0	5
Refused	9	0	0	0	0	0	0	0	0	0	22	0	0	0	0	22
Not Applicable	IAP	13626	354	7542	353	5907	10334	2817	2765	2812	3139	2023	2044	1974	2538	58228

D. How many are named Brenda?

[VAR: ACQBRNDA]

<u>RESPONSE</u>	<u>PUNCH</u>	<u>YEAR</u>														
		<u>1972-82</u>	<u>1982B</u>	<u>1983-87</u>	<u>1987B</u>	<u>1988-91</u>	<u>1993-98</u>	<u>2000</u>	<u>2002</u>	<u>2004</u>	<u>2006</u>	<u>2008</u>	<u>2010</u>	<u>2012</u>	<u>2014</u>	<u>ALL</u>
0	1	0	0	0	0	0	0	0	0	0	573	0	0	0	0	573
1	2	0	0	0	0	0	0	0	0	0	454	0	0	0	0	454
2-5	3	0	0	0	0	0	0	0	0	0	287	0	0	0	0	287
6-10	4	0	0	0	0	0	0	0	0	0	20	0	0	0	0	20
More than 10	5	0	0	0	0	0	0	0	0	0	9	0	0	0	0	9
Don't Know	8	0	0	0	0	0	0	0	0	0	6	0	0	0	0	6
Refused	9	0	0	0	0	0	0	0	0	0	22	0	0	0	0	22
Not Applicable	IAP	13626	354	7542	353	5907	10334	2817	2765	2812	3139	2023	2044	1974	2538	58228

E. How many are named Keith?

[VAR: ACQKEITH]

<u>RESPONSE</u>	<u>PUNCH</u>	<u>YEAR</u>														
		<u>1972-82</u>	<u>1982B</u>	<u>1983-87</u>	<u>1987B</u>	<u>1988-91</u>	<u>1993-98</u>	<u>2000</u>	<u>2002</u>	<u>2004</u>	<u>2006</u>	<u>2008</u>	<u>2010</u>	<u>2012</u>	<u>2014</u>	<u>ALL</u>
0	1	0	0	0	0	0	0	0	0	0	571	0	0	0	0	571
1	2	0	0	0	0	0	0	0	0	0	454	0	0	0	0	454
2-5	3	0	0	0	0	0	0	0	0	0	301	0	0	0	0	301
6-10	4	0	0	0	0	0	0	0	0	0	12	0	0	0	0	12
More than 10	5	0	0	0	0	0	0	0	0	0	4	0	0	0	0	4
Don't Know	8	0	0	0	0	0	0	0	0	0	7	0	0	0	0	7
Refused	9	0	0	0	0	0	0	0	0	0	22	0	0	0	0	22
Not Applicable	IAP	13626	354	7542	353	5907	10334	2817	2765	2812	3139	2023	2044	1974	2538	58228

F. How many are named Rachel?

[VAR: ACQRACHL]

<u>RESPONSE</u>	<u>PUNCH</u>	<u>YEAR</u>														
		<u>1972-82</u>	<u>1982B</u>	<u>1983-87</u>	<u>1987B</u>	<u>1988-91</u>	<u>1993-98</u>	<u>2000</u>	<u>2002</u>	<u>2004</u>	<u>2006</u>	<u>2008</u>	<u>2010</u>	<u>2012</u>	<u>2014</u>	<u>ALL</u>
0	1	0	0	0	0	0	0	0	0	0	635	0	0	0	0	635
1	2	0	0	0	0	0	0	0	0	0	408	0	0	0	0	408
2-5	3	0	0	0	0	0	0	0	0	0	267	0	0	0	0	267
6-10	4	0	0	0	0	0	0	0	0	0	27	0	0	0	0	27
More than 10	5	0	0	0	0	0	0	0	0	0	6	0	0	0	0	6
Don't Know	8	0	0	0	0	0	0	0	0	0	6	0	0	0	0	6
Refused	9	0	0	0	0	0	0	0	0	0	22	0	0	0	0	22
Not Applicable	IAP	13626	354	7542	353	5907	10334	2817	2765	2812	3139	2023	2044	1974	2538	58228

IF NUMKNOWN = 2-5, GO TO ACQJOSE

G. How many are named Mark?

[VAR: ACQMARK]

<u>RESPONSE</u>	<u>PUNCH</u>	<u>YEAR</u>														
		<u>1972-82</u>	<u>1982B</u>	<u>1983-87</u>	<u>1987B</u>	<u>1988-91</u>	<u>1993-98</u>	<u>2000</u>	<u>2002</u>	<u>2004</u>	<u>2006</u>	<u>2008</u>	<u>2010</u>	<u>2012</u>	<u>2014</u>	<u>ALL</u>
0	1	0	0	0	0	0	0	0	0	0	165	0	0	0	0	165
1	2	0	0	0	0	0	0	0	0	0	183	0	0	0	0	183
2-5	3	0	0	0	0	0	0	0	0	0	266	0	0	0	0	266
6-10	4	0	0	0	0	0	0	0	0	0	38	0	0	0	0	38
More than 10	5	0	0	0	0	0	0	0	0	0	19	0	0	0	0	19
Don't Know	8	0	0	0	0	0	0	0	0	0	4	0	0	0	0	4
Refused	9	0	0	0	0	0	0	0	0	0	14	0	0	0	0	14
Not Applicable	IAP	13626	354	7542	353	5907	10334	2817	2765	2812	3821	2023	2044	1974	2538	58910

H. How many are named Linda?

[VAR: ACQLINDA]

<u>RESPONSE</u>	<u>PUNCH</u>	<u>YEAR</u>														
		<u>1972-82</u>	<u>1982B</u>	<u>1983-87</u>	<u>1987B</u>	<u>1988-91</u>	<u>1993-98</u>	<u>2000</u>	<u>2002</u>	<u>2004</u>	<u>2006</u>	<u>2008</u>	<u>2010</u>	<u>2012</u>	<u>2014</u>	<u>ALL</u>
0	1	0	0	0	0	0	0	0	0	0	171	0	0	0	0	171
1	2	0	0	0	0	0	0	0	0	0	206	0	0	0	0	206
2-5	3	0	0	0	0	0	0	0	0	0	254	0	0	0	0	254
6-10	4	0	0	0	0	0	0	0	0	0	30	0	0	0	0	30
More than 10	5	0	0	0	0	0	0	0	0	0	8	0	0	0	0	8
Don't Know	8	0	0	0	0	0	0	0	0	0	6	0	0	0	0	6
Refused	9	0	0	0	0	0	0	0	0	0	14	0	0	0	0	14
Not Applicable	IAP	13626	354	7542	353	5907	10334	2817	2765	2812	3821	2023	2044	1974	2538	58910

I. How many are named Jose?

[VAR: ACQJOSE]

<u>RESPONSE</u>	<u>PUNCH</u>	<u>YEAR</u>														
		<u>1972-82</u>	<u>1982B</u>	<u>1983-87</u>	<u>1987B</u>	<u>1988-91</u>	<u>1993-98</u>	<u>2000</u>	<u>2002</u>	<u>2004</u>	<u>2006</u>	<u>2008</u>	<u>2010</u>	<u>2012</u>	<u>2014</u>	<u>ALL</u>
0	1	0	0	0	0	0	0	0	0	0	821	0	0	0	0	821
1	2	0	0	0	0	0	0	0	0	0	275	0	0	0	0	275
2-5	3	0	0	0	0	0	0	0	0	0	194	0	0	0	0	194
6-10	4	0	0	0	0	0	0	0	0	0	30	0	0	0	0	30
More than 10	5	0	0	0	0	0	0	0	0	0	24	0	0	0	0	24
Don't Know	8	0	0	0	0	0	0	0	0	0	5	0	0	0	0	5
Refused	9	0	0	0	0	0	0	0	0	0	22	0	0	0	0	22
Not Applicable	IAP	13626	354	7542	353	5907	10334	2817	2765	2812	3139	2023	2044	1974	2538	58228

J. How many are named Maria?

[VAR: ACQMARIA]

<u>RESPONSE</u>	<u>PUNCH</u>	<u>YEAR</u>														
		<u>1972-82</u>	<u>1982B</u>	<u>1983-87</u>	<u>1987B</u>	<u>1988-91</u>	<u>1993-98</u>	<u>2000</u>	<u>2002</u>	<u>2004</u>	<u>2006</u>	<u>2008</u>	<u>2010</u>	<u>2012</u>	<u>2014</u>	<u>ALL</u>
0	1	0	0	0	0	0	0	0	0	0	683	0	0	0	0	683
1	2	0	0	0	0	0	0	0	0	0	344	0	0	0	0	344
2-5	3	0	0	0	0	0	0	0	0	0	272	0	0	0	0	272
6-10	4	0	0	0	0	0	0	0	0	0	22	0	0	0	0	22
More than 10	5	0	0	0	0	0	0	0	0	0	23	0	0	0	0	23
Don't Know	8	0	0	0	0	0	0	0	0	0	5	0	0	0	0	5
Refused	9	0	0	0	0	0	0	0	0	0	22	0	0	0	0	22
Not Applicable	IAP	13626	354	7542	353	5907	10334	2817	2765	2812	3139	2023	2044	1974	2538	58228

IF NUMKNOWN = 2-5, GO TO ACQCOPS

K. How many of the people that **you are acquainted with** are you pretty certain are currently unemployed?

[VAR: ACQUNEMP]

<u>RESPONSE</u>	<u>PUNCH</u>	<u>YEAR</u>														
		<u>1972-82</u>	<u>1982B</u>	<u>1983-87</u>	<u>1987B</u>	<u>1988-91</u>	<u>1993-98</u>	<u>2000</u>	<u>2002</u>	<u>2004</u>	<u>2006</u>	<u>2008</u>	<u>2010</u>	<u>2012</u>	<u>2014</u>	<u>ALL</u>
0	1	0	0	0	0	0	0	0	0	0	283	0	0	0	0	283
1	2	0	0	0	0	0	0	0	0	0	90	0	0	0	0	90
2-5	3	0	0	0	0	0	0	0	0	0	154	0	0	0	0	154
6-10	4	0	0	0	0	0	0	0	0	0	41	0	0	0	0	41
More than 10	5	0	0	0	0	0	0	0	0	0	68	0	0	0	0	68
Don't Know	8	0	0	0	0	0	0	0	0	0	39	0	0	0	0	39
Refused	9	0	0	0	0	0	0	0	0	0	14	0	0	0	0	14
Not Applicable	IAP	13626	354	7542	353	5907	10334	2817	2765	2812	3821	2023	2044	1974	2538	58910

L. How many are you pretty certain own a second home?

[VAR: ACQHOM]E]

<u>RESPONSE</u>	<u>PUNCH</u>	<u>YEAR</u>														
		<u>1972-82</u>	<u>1982B</u>	<u>1983-87</u>	<u>1987B</u>	<u>1988-91</u>	<u>1993-98</u>	<u>2000</u>	<u>2002</u>	<u>2004</u>	<u>2006</u>	<u>2008</u>	<u>2010</u>	<u>2012</u>	<u>2014</u>	<u>ALL</u>
0	1	0	0	0	0	0	0	0	0	0	319	0	0	0	0	319
1	2	0	0	0	0	0	0	0	0	0	79	0	0	0	0	79
2-5	3	0	0	0	0	0	0	0	0	0	188	0	0	0	0	188
6-10	4	0	0	0	0	0	0	0	0	0	32	0	0	0	0	32
More than 10	5	0	0	0	0	0	0	0	0	0	18	0	0	0	0	18
Don't Know	8	0	0	0	0	0	0	0	0	0	39	0	0	0	0	39
Refused	9	0	0	0	0	0	0	0	0	0	14	0	0	0	0	14
Not Applicable	IAP	13626	354	7542	353	5907	10334	2817	2765	2812	3821	2023	2044	1974	2538	58910

M. How many are you pretty certain are currently in state or federal prison?

[VAR: ACQPRISN]

<u>RESPONSE</u>	<u>PUNCH</u>	<u>YEAR</u>														
		<u>1972-82</u>	<u>1982B</u>	<u>1983-87</u>	<u>1987B</u>	<u>1988-91</u>	<u>1993-98</u>	<u>2000</u>	<u>2002</u>	<u>2004</u>	<u>2006</u>	<u>2008</u>	<u>2010</u>	<u>2012</u>	<u>2014</u>	<u>ALL</u>
0	1	0	0	0	0	0	0	0	0	0	523	0	0	0	0	523
1	2	0	0	0	0	0	0	0	0	0	80	0	0	0	0	80
2-5	3	0	0	0	0	0	0	0	0	0	42	0	0	0	0	42
6-10	4	0	0	0	0	0	0	0	0	0	8	0	0	0	0	8
More than 10	5	0	0	0	0	0	0	0	0	0	4	0	0	0	0	4
Don't Know	8	0	0	0	0	0	0	0	0	0	18	0	0	0	0	18
Refused	9	0	0	0	0	0	0	0	0	0	14	0	0	0	0	14
Not Applicable	IAP	13626	354	7542	353	5907	10334	2817	2765	2812	3821	2023	2044	1974	2538	58910

N. How many are Asian or Asian-American?

[VAR: ACQASIAN]

<u>RESPONSE</u>	<u>PUNCH</u>	<u>YEAR</u>														
		<u>1972-82</u>	<u>1982B</u>	<u>1983-87</u>	<u>1987B</u>	<u>1988-91</u>	<u>1993-98</u>	<u>2000</u>	<u>2002</u>	<u>2004</u>	<u>2006</u>	<u>2008</u>	<u>2010</u>	<u>2012</u>	<u>2014</u>	<u>ALL</u>
0	1	0	0	0	0	0	0	0	0	0	339	0	0	0	0	339
1	2	0	0	0	0	0	0	0	0	0	82	0	0	0	0	82
2-5	3	0	0	0	0	0	0	0	0	0	157	0	0	0	0	157
6-10	4	0	0	0	0	0	0	0	0	0	32	0	0	0	0	32
More than 10	5	0	0	0	0	0	0	0	0	0	54	0	0	0	0	54
Don't Know	8	0	0	0	0	0	0	0	0	0	12	0	0	0	0	12
Refused	9	0	0	0	0	0	0	0	0	0	13	0	0	0	0	13
Not Applicable	IAP	13626	354	7542	353	5907	10334	2817	2765	2812	3821	2023	2044	1974	2538	58910

O. How many are Black or African-American?

[VAR: ACQBLACK]

<u>RESPONSE</u>	<u>PUNCH</u>	<u>YEAR</u>														
		<u>1972-82</u>	<u>1982B</u>	<u>1983-87</u>	<u>1987B</u>	<u>1988-91</u>	<u>1993-98</u>	<u>2000</u>	<u>2002</u>	<u>2004</u>	<u>2006</u>	<u>2008</u>	<u>2010</u>	<u>2012</u>	<u>2014</u>	<u>ALL</u>
0	1	0	0	0	0	0	0	0	0	0	168	0	0	0	0	168
1	2	0	0	0	0	0	0	0	0	0	54	0	0	0	0	54
2-5	3	0	0	0	0	0	0	0	0	0	203	0	0	0	0	203
6-10	4	0	0	0	0	0	0	0	0	0	88	0	0	0	0	88
More than 10	5	0	0	0	0	0	0	0	0	0	154	0	0	0	0	154
Don't Know	8	0	0	0	0	0	0	0	0	0	9	0	0	0	0	9
Refused	9	0	0	0	0	0	0	0	0	0	13	0	0	0	0	13
Not Applicable	IAP	13626	354	7542	353	5907	10334	2817	2765	2812	3821	2023	2044	1974	2538	58910

P. How many are Hispanic?

[VAR: ACQHISP]

<u>RESPONSE</u>	<u>PUNCH</u>	<u>YEAR</u>														
		<u>1972-82</u>	<u>1982B</u>	<u>1983-87</u>	<u>1987B</u>	<u>1988-91</u>	<u>1993-98</u>	<u>2000</u>	<u>2002</u>	<u>2004</u>	<u>2006</u>	<u>2008</u>	<u>2010</u>	<u>2012</u>	<u>2014</u>	<u>ALL</u>
0	1	0	0	0	0	0	0	0	0	0	209	0	0	0	0	209
1	2	0	0	0	0	0	0	0	0	0	84	0	0	0	0	84
2-5	3	0	0	0	0	0	0	0	0	0	196	0	0	0	0	196
6-10	4	0	0	0	0	0	0	0	0	0	70	0	0	0	0	70
More than 10	5	0	0	0	0	0	0	0	0	0	110	0	0	0	0	110
Don't Know	8	0	0	0	0	0	0	0	0	0	7	0	0	0	0	7
Refused	9	0	0	0	0	0	0	0	0	0	13	0	0	0	0	13
Not Applicable	IAP	13626	354	7542	353	5907	10334	2817	2765	2812	3821	2023	2044	1974	2538	58910

Q. How many are white?

[VAR: ACQWHITE]

<u>RESPONSE</u>	<u>PUNCH</u>	<u>YEAR</u>														
		<u>1972-82</u>	<u>1982B</u>	<u>1983-87</u>	<u>1987B</u>	<u>1988-91</u>	<u>1993-98</u>	<u>2000</u>	<u>2002</u>	<u>2004</u>	<u>2006</u>	<u>2008</u>	<u>2010</u>	<u>2012</u>	<u>2014</u>	<u>ALL</u>
0	1	0	0	0	0	0	0	0	0	0	32	0	0	0	0	32
1	2	0	0	0	0	0	0	0	0	0	12	0	0	0	0	12
2-5	3	0	0	0	0	0	0	0	0	0	44	0	0	0	0	44
6-10	4	0	0	0	0	0	0	0	0	0	63	0	0	0	0	63
More than 10	5	0	0	0	0	0	0	0	0	0	518	0	0	0	0	518
Don't Know	8	0	0	0	0	0	0	0	0	0	7	0	0	0	0	7
Refused	9	0	0	0	0	0	0	0	0	0	13	0	0	0	0	13
Not Applicable	IAP	13626	354	7542	353	5907	10334	2817	2765	2812	3821	2023	2044	1974	2538	58910

R. How many are you pretty certain are gay men or women?

[VAR: ACQGAY]

<u>RESPONSE</u>	<u>PUNCH</u>	<u>YEAR</u>														
		<u>1972-82</u>	<u>1982B</u>	<u>1983-87</u>	<u>1987B</u>	<u>1988-91</u>	<u>1993-98</u>	<u>2000</u>	<u>2002</u>	<u>2004</u>	<u>2006</u>	<u>2008</u>	<u>2010</u>	<u>2012</u>	<u>2014</u>	<u>ALL</u>
0	1	0	0	0	0	0	0	0	0	0	292	0	0	0	0	292
1	2	0	0	0	0	0	0	0	0	0	73	0	0	0	0	73
2-5	3	0	0	0	0	0	0	0	0	0	191	0	0	0	0	191
6-10	4	0	0	0	0	0	0	0	0	0	41	0	0	0	0	41
More than 10	5	0	0	0	0	0	0	0	0	0	43	0	0	0	0	43
Don't Know	8	0	0	0	0	0	0	0	0	0	35	0	0	0	0	35
Refused	9	0	0	0	0	0	0	0	0	0	14	0	0	0	0	14
Not Applicable	IAP	13626	354	7542	353	5907	10334	2817	2765	2812	3821	2023	2044	1974	2538	58910

S. How many of the women that you are acquainted with are you pretty certain live in a romantic relationship with a man to whom they are not married?

[VAR: ACQCOHAB]

<u>RESPONSE</u>	<u>PUNCH</u>	<u>YEAR</u>														
		<u>1972-82</u>	<u>1982B</u>	<u>1983-87</u>	<u>1987B</u>	<u>1988-91</u>	<u>1993-98</u>	<u>2000</u>	<u>2002</u>	<u>2004</u>	<u>2006</u>	<u>2008</u>	<u>2010</u>	<u>2012</u>	<u>2014</u>	<u>ALL</u>
0	1	0	0	0	0	0	0	0	0	0	219	0	0	0	0	219
1	2	0	0	0	0	0	0	0	0	0	87	0	0	0	0	87
2-5	3	0	0	0	0	0	0	0	0	0	213	0	0	0	0	213
6-10	4	0	0	0	0	0	0	0	0	0	41	0	0	0	0	41
More than 10	5	0	0	0	0	0	0	0	0	0	67	0	0	0	0	67
Don't Know	8	0	0	0	0	0	0	0	0	0	47	0	0	0	0	47
Refused	9	0	0	0	0	0	0	0	0	0	15	0	0	0	0	15
Not Applicable	IAP	13626	354	7542	353	5907	10334	2817	2765	2812	3821	2023	2044	1974	2538	58910

T. How many of the people that you are acquainted with are you pretty certain attend religious services on a regular basis?

[VAR: ACQGOATT]

<u>RESPONSE</u>	<u>PUNCH</u>	<u>YEAR</u>														
		<u>1972-82</u>	<u>1982B</u>	<u>1983-87</u>	<u>1987B</u>	<u>1988-91</u>	<u>1993-98</u>	<u>2000</u>	<u>2002</u>	<u>2004</u>	<u>2006</u>	<u>2008</u>	<u>2010</u>	<u>2012</u>	<u>2014</u>	<u>ALL</u>
0	1	0	0	0	0	0	0	0	0	0	45	0	0	0	0	45
1	2	0	0	0	0	0	0	0	0	0	26	0	0	0	0	26
2-5	3	0	0	0	0	0	0	0	0	0	154	0	0	0	0	154
6-10	4	0	0	0	0	0	0	0	0	0	76	0	0	0	0	76
More than 10	5	0	0	0	0	0	0	0	0	0	317	0	0	0	0	317
Don't Know	8	0	0	0	0	0	0	0	0	0	58	0	0	0	0	58
Refused	9	0	0	0	0	0	0	0	0	0	13	0	0	0	0	13
Not Applicable	IAP	13626	354	7542	353	5907	10334	2817	2765	2812	3821	2023	2044	1974	2538	58910

U. How many are you pretty certain attend religious services rarely or never?

[VAR: ACQNOATT]

<u>RESPONSE</u>	<u>PUNCH</u>	<u>YEAR</u>														
		<u>1972-82</u>	<u>1982B</u>	<u>1983-87</u>	<u>1987B</u>	<u>1988-91</u>	<u>1993-98</u>	<u>2000</u>	<u>2002</u>	<u>2004</u>	<u>2006</u>	<u>2008</u>	<u>2010</u>	<u>2012</u>	<u>2014</u>	<u>ALL</u>
0	1	0	0	0	0	0	0	0	0	0	50	0	0	0	0	50
1	2	0	0	0	0	0	0	0	0	0	21	0	0	0	0	21
2-5	3	0	0	0	0	0	0	0	0	0	163	0	0	0	0	163
6-10	4	0	0	0	0	0	0	0	0	0	83	0	0	0	0	83
More than 10	5	0	0	0	0	0	0	0	0	0	285	0	0	0	0	285
Don't Know	8	0	0	0	0	0	0	0	0	0	74	0	0	0	0	74
Refused	9	0	0	0	0	0	0	0	0	0	13	0	0	0	0	13
Not Applicable	IAP	13626	354	7542	353	5907	10334	2817	2765	2812	3821	2023	2044	1974	2538	58910

V. How many are you pretty certain are strongly liberal?

[VAR: ACQLIB]

<u>RESPONSE</u>	<u>PUNCH</u>	<u>YEAR</u>														
		<u>1972-82</u>	<u>1982B</u>	<u>1983-87</u>	<u>1987B</u>	<u>1988-91</u>	<u>1993-98</u>	<u>2000</u>	<u>2002</u>	<u>2004</u>	<u>2006</u>	<u>2008</u>	<u>2010</u>	<u>2012</u>	<u>2014</u>	<u>ALL</u>
0	1	0	0	0	0	0	0	0	0	0	76	0	0	0	0	76
1	2	0	0	0	0	0	0	0	0	0	43	0	0	0	0	43
2-5	3	0	0	0	0	0	0	0	0	0	188	0	0	0	0	188
6-10	4	0	0	0	0	0	0	0	0	0	76	0	0	0	0	76
More than 10	5	0	0	0	0	0	0	0	0	0	161	0	0	0	0	161
Don't Know	8	0	0	0	0	0	0	0	0	0	131	0	0	0	0	131
Refused	9	0	0	0	0	0	0	0	0	0	14	0	0	0	0	14
Not Applicable	IAP	13626	354	7542	353	5907	10334	2817	2765	2812	3821	2023	2044	1974	2538	58910

W. How many are you pretty certain are strongly conservative?

[VAR: ACQCON]

<u>RESPONSE</u>	<u>PUNCH</u>	<u>YEAR</u>														
		<u>1972-82</u>	<u>1982B</u>	<u>1983-87</u>	<u>1987B</u>	<u>1988-91</u>	<u>1993-98</u>	<u>2000</u>	<u>2002</u>	<u>2004</u>	<u>2006</u>	<u>2008</u>	<u>2010</u>	<u>2012</u>	<u>2014</u>	<u>ALL</u>
0	1	0	0	0	0	0	0	0	0	0	62	0	0	0	0	62
1	2	0	0	0	0	0	0	0	0	0	42	0	0	0	0	42
2-5	3	0	0	0	0	0	0	0	0	0	163	0	0	0	0	163
6-10	4	0	0	0	0	0	0	0	0	0	90	0	0	0	0	90
More than 10	5	0	0	0	0	0	0	0	0	0	198	0	0	0	0	198
Don't Know	8	0	0	0	0	0	0	0	0	0	120	0	0	0	0	120
Refused	9	0	0	0	0	0	0	0	0	0	14	0	0	0	0	14
Not Applicable	IAP	13626	354	7542	353	5907	10334	2817	2765	2812	3821	2023	2044	1974	2538	58910

IF NUMKNOWN = 1 GO TO ACQREPS1187. A. How many of the people you are **acquainted with** are police officers?

[VAR: ACQCOPS]

<u>RESPONSE</u>	<u>PUNCH</u>	<u>YEAR</u>														
		<u>1972-82</u>	<u>1982B</u>	<u>1983-87</u>	<u>1987B</u>	<u>1988-91</u>	<u>1993-98</u>	<u>2000</u>	<u>2002</u>	<u>2004</u>	<u>2006</u>	<u>2008</u>	<u>2010</u>	<u>2012</u>	<u>2014</u>	<u>ALL</u>
0	1	0	0	0	0	0	0	0	0	0	266	0	0	0	0	266
1	2	0	0	0	0	0	0	0	0	0	133	0	0	0	0	133
2-5	3	0	0	0	0	0	0	0	0	0	199	0	0	0	0	199
6-10	4	0	0	0	0	0	0	0	0	0	37	0	0	0	0	37
More than 10	5	0	0	0	0	0	0	0	0	0	39	0	0	0	0	39
Don't know	8	0	0	0	0	0	0	0	0	0	1	0	0	0	0	1
Refused to answer	9	0	0	0	0	0	0	0	0	0	7	0	0	0	0	7
Not Applicable	IAP	13626	354	7542	353	5907	10334	2817	2765	2812	3828	2023	2044	1974	2538	58917

B. How many are lawyers?

[VAR: ACQLAWS]

<u>RESPONSE</u>	<u>PUNCH</u>	<u>YEAR</u>														
		<u>1972-82</u>	<u>1982B</u>	<u>1983-87</u>	<u>1987B</u>	<u>1988-91</u>	<u>1993-98</u>	<u>2000</u>	<u>2002</u>	<u>2004</u>	<u>2006</u>	<u>2008</u>	<u>2010</u>	<u>2012</u>	<u>2014</u>	<u>ALL</u>
0	1	0	0	0	0	0	0	0	0	0	281	0	0	0	0	281
1	2	0	0	0	0	0	0	0	0	0	122	0	0	0	0	122
2-5	3	0	0	0	0	0	0	0	0	0	220	0	0	0	0	220
6-10	4	0	0	0	0	0	0	0	0	0	29	0	0	0	0	29
More than 10	5	0	0	0	0	0	0	0	0	0	22	0	0	0	0	22
Don't know	8	0	0	0	0	0	0	0	0	0	1	0	0	0	0	1
Refused to answer	9	0	0	0	0	0	0	0	0	0	7	0	0	0	0	7
Not Applicable	IAP	13626	354	7542	353	5907	10334	2817	2765	2812	3828	2023	2044	1974	2538	58917

C. How many are social workers?

[VAR: ACQSOCS]

<u>RESPONSE</u>	<u>PUNCH</u>	<u>YEAR</u>														
		<u>1972-82</u>	<u>1982B</u>	<u>1983-87</u>	<u>1987B</u>	<u>1988-91</u>	<u>1993-98</u>	<u>2000</u>	<u>2002</u>	<u>2004</u>	<u>2006</u>	<u>2008</u>	<u>2010</u>	<u>2012</u>	<u>2014</u>	<u>ALL</u>
0	1	0	0	0	0	0	0	0	0	0	356	0	0	0	0	356
1	2	0	0	0	0	0	0	0	0	0	121	0	0	0	0	121
2-5	3	0	0	0	0	0	0	0	0	0	156	0	0	0	0	156
6-10	4	0	0	0	0	0	0	0	0	0	25	0	0	0	0	25
More than 10	5	0	0	0	0	0	0	0	0	0	15	0	0	0	0	15
Don't know	8	0	0	0	0	0	0	0	0	0	2	0	0	0	0	2
Refused to answer	9	0	0	0	0	0	0	0	0	0	7	0	0	0	0	7
Not Applicable	IAP	13626	354	7542	353	5907	10334	2817	2765	2812	3828	2023	2044	1974	2538	58917

D. How many are janitors or building cleaners?

[VAR: ACQJANS]

<u>RESPONSE</u>	<u>PUNCH</u>	<u>YEAR</u>														
		<u>1972-82</u>	<u>1982B</u>	<u>1983-87</u>	<u>1987B</u>	<u>1988-91</u>	<u>1993-98</u>	<u>2000</u>	<u>2002</u>	<u>2004</u>	<u>2006</u>	<u>2008</u>	<u>2010</u>	<u>2012</u>	<u>2014</u>	<u>ALL</u>
0	1	0	0	0	0	0	0	0	0	0	301	0	0	0	0	301
1	2	0	0	0	0	0	0	0	0	0	140	0	0	0	0	140
2-5	3	0	0	0	0	0	0	0	0	0	185	0	0	0	0	185
6-10	4	0	0	0	0	0	0	0	0	0	27	0	0	0	0	27
More than 10	5	0	0	0	0	0	0	0	0	0	18	0	0	0	0	18
Don't know	8	0	0	0	0	0	0	0	0	0	4	0	0	0	0	4
Refused to answer	9	0	0	0	0	0	0	0	0	0	7	0	0	0	0	7
Not Applicable	IAP	13626	354	7542	353	5907	10334	2817	2765	2812	3828	2023	2044	1974	2538	58917

E. How many are child care workers?

[VAR: ACQCHILD]

<u>RESPONSE</u>	<u>PUNCH</u>	<u>YEAR</u>														
		<u>1972-82</u>	<u>1982B</u>	<u>1983-87</u>	<u>1987B</u>	<u>1988-91</u>	<u>1993-98</u>	<u>2000</u>	<u>2002</u>	<u>2004</u>	<u>2006</u>	<u>2008</u>	<u>2010</u>	<u>2012</u>	<u>2014</u>	<u>ALL</u>
0	1	0	0	0	0	0	0	0	0	0	313	0	0	0	0	313
1	2	0	0	0	0	0	0	0	0	0	111	0	0	0	0	111
2-5	3	0	0	0	0	0	0	0	0	0	198	0	0	0	0	198
6-10	4	0	0	0	0	0	0	0	0	0	34	0	0	0	0	34
More than 10	5	0	0	0	0	0	0	0	0	0	17	0	0	0	0	17
Don't know	8	0	0	0	0	0	0	0	0	0	2	0	0	0	0	2
Refused to answer	9	0	0	0	0	0	0	0	0	0	7	0	0	0	0	7
Not Applicable	IAP	13626	354	7542	353	5907	10334	2817	2765	2812	3828	2023	2044	1974	2538	58917

F. How many are electricians?

[VAR: ACQELECS]

<u>RESPONSE</u>	<u>PUNCH</u>	<u>YEAR</u>														
		<u>1972-82</u>	<u>1982B</u>	<u>1983-87</u>	<u>1987B</u>	<u>1988-91</u>	<u>1993-98</u>	<u>2000</u>	<u>2002</u>	<u>2004</u>	<u>2006</u>	<u>2008</u>	<u>2010</u>	<u>2012</u>	<u>2014</u>	<u>ALL</u>
0	1	0	0	0	0	0	0	0	0	0	235	0	0	0	0	235
1	2	0	0	0	0	0	0	0	0	0	168	0	0	0	0	168
2-5	3	0	0	0	0	0	0	0	0	0	221	0	0	0	0	221
6-10	4	0	0	0	0	0	0	0	0	0	24	0	0	0	0	24
More than 10	5	0	0	0	0	0	0	0	0	0	24	0	0	0	0	24
Don't know	8	0	0	0	0	0	0	0	0	0	3	0	0	0	0	3
Refused to answer	9	0	0	0	0	0	0	0	0	0	7	0	0	0	0	7
Not Applicable	IAP	13626	354	7542	353	5907	10334	2817	2765	2812	3828	2023	2044	1974	2538	58917

G. How many of the people you are **acquainted with** are currently serving in the armed forces?

[VAR: ACQMILS]

RESPONSE	PUNCH	YEAR														
		<u>1972-82</u>	<u>1982B</u>	<u>1983-87</u>	<u>1987B</u>	<u>1988-91</u>	<u>1993-98</u>	<u>2000</u>	<u>2002</u>	<u>2004</u>	<u>2006</u>	<u>2008</u>	<u>2010</u>	<u>2012</u>	<u>2014</u>	<u>ALL</u>
0	1	0	0	0	0	0	0	0	0	0	295	0	0	0	0	295
1	2	0	0	0	0	0	0	0	0	0	125	0	0	0	0	125
2-5	3	0	0	0	0	0	0	0	0	0	173	0	0	0	0	173
6-10	4	0	0	0	0	0	0	0	0	0	34	0	0	0	0	34
More than 10	5	0	0	0	0	0	0	0	0	0	46	0	0	0	0	46
Don't know	8	0	0	0	0	0	0	0	0	0	2	0	0	0	0	2
Refused to answer	9	0	0	0	0	0	0	0	0	0	7	0	0	0	0	7
Not Applicable	IAP	13626	354	7542	353	5907	10334	2817	2765	2812	3828	2023	2044	1974	2538	58917

1188. Next, we are going to ask questions about people in your **family, including relatives and in-laws**.

A. How many people in your **family**, including relatives and in-laws, are named Mark?

[VAR: ACQFMMRK]

RESPONSE	PUNCH	YEAR														
		<u>1972-82</u>	<u>1982B</u>	<u>1983-87</u>	<u>1987B</u>	<u>1988-91</u>	<u>1993-98</u>	<u>2000</u>	<u>2002</u>	<u>2004</u>	<u>2006</u>	<u>2008</u>	<u>2010</u>	<u>2012</u>	<u>2014</u>	<u>ALL</u>
0	1	0	0	0	0	0	0	0	0	0	315	0	0	0	0	315
1	2	0	0	0	0	0	0	0	0	0	153	0	0	0	0	153
2-5	3	0	0	0	0	0	0	0	0	0	38	0	0	0	0	38
6-10	4	0	0	0	0	0	0	0	0	0	0	0	0	0	0	0
More than 10	5	0	0	0	0	0	0	0	0	0	0	0	0	0	0	0
Don't know	8	0	0	0	0	0	0	0	0	0	2	0	0	0	0	2
Refused to answer	9	0	0	0	0	0	0	0	0	0	6	0	0	0	0	6
Not Applicable	IAP	13626	354	7542	353	5907	10334	2817	2765	2812	3996	2023	2044	1974	2538	59085

B. How many [IF NUMKNOWN = 4 or 5 DISPLAY: people in your family, including relatives and in-laws,] are named Linda?

[VAR: ACQFMLIN]

RESPONSE	PUNCH	YEAR														
		1972-82	1982B	1983-87	1987B	1988-91	1993-98	2000	2002	2004	2006	2008	2010	2012	2014	ALL
0	1	0	0	0	0	0	0	0	0	0	310	0	0	0	0	310
1	2	0	0	0	0	0	0	0	0	0	148	0	0	0	0	148
2-5	3	0	0	0	0	0	0	0	0	0	47	0	0	0	0	47
6-10	4	0	0	0	0	0	0	0	0	0	2	0	0	0	0	2
More than 10	5	0	0	0	0	0	0	0	0	0	0	0	0	0	0	0
Don't know	8	0	0	0	0	0	0	0	0	0	1	0	0	0	0	1
Refused to answer	9	0	0	0	0	0	0	0	0	0	6	0	0	0	0	6
Not Applicable	IAP	13626	354	7542	353	5907	10334	2817	2765	2812	3996	2023	2044	1974	2538	59085

C. How many are currently unemployed?

[VAR: ACQFMUNE]

RESPONSE	PUNCH	YEAR														
		1972-82	1982B	1983-87	1987B	1988-91	1993-98	2000	2002	2004	2006	2008	2010	2012	2014	ALL
0	1	0	0	0	0	0	0	0	0	0	252	0	0	0	0	252
1	2	0	0	0	0	0	0	0	0	0	87	0	0	0	0	87
2-5	3	0	0	0	0	0	0	0	0	0	96	0	0	0	0	96
6-10	4	0	0	0	0	0	0	0	0	0	32	0	0	0	0	32
More than 10	5	0	0	0	0	0	0	0	0	0	15	0	0	0	0	15
Don't know	8	0	0	0	0	0	0	0	0	0	26	0	0	0	0	26
Refused to answer	9	0	0	0	0	0	0	0	0	0	6	0	0	0	0	6
Not Applicable	IAP	13626	354	7542	353	5907	10334	2817	2765	2812	3996	2023	2044	1974	2538	59085

D. How many own a second home?

[VAR: ACQFMHME]

<u>RESPONSE</u>	<u>PUNCH</u>	<u>YEAR</u>														
		<u>1972-82</u>	<u>1982B</u>	<u>1983-87</u>	<u>1987B</u>	<u>1988-91</u>	<u>1993-98</u>	<u>2000</u>	<u>2002</u>	<u>2004</u>	<u>2006</u>	<u>2008</u>	<u>2010</u>	<u>2012</u>	<u>2014</u>	<u>ALL</u>
0	1	0	0	0	0	0	0	0	0	0	264	0	0	0	0	264
1	2	0	0	0	0	0	0	0	0	0	97	0	0	0	0	97
2-5	3	0	0	0	0	0	0	0	0	0	118	0	0	0	0	118
6-10	4	0	0	0	0	0	0	0	0	0	9	0	0	0	0	9
More than 10	5	0	0	0	0	0	0	0	0	0	3	0	0	0	0	3
Don't know	8	0	0	0	0	0	0	0	0	0	17	0	0	0	0	17
Refused to answer	9	0	0	0	0	0	0	0	0	0	6	0	0	0	0	6
Not Applicable	IAP	13626	354	7542	353	5907	10334	2817	2765	2812	3996	2023	2044	1974	2538	59085

E. How many are currently in state or federal prison?

[VAR: ACQFMPRI]

<u>RESPONSE</u>	<u>PUNCH</u>	<u>YEAR</u>														
		<u>1972-82</u>	<u>1982B</u>	<u>1983-87</u>	<u>1987B</u>	<u>1988-91</u>	<u>1993-98</u>	<u>2000</u>	<u>2002</u>	<u>2004</u>	<u>2006</u>	<u>2008</u>	<u>2010</u>	<u>2012</u>	<u>2014</u>	<u>ALL</u>
0	1	0	0	0	0	0	0	0	0	0	425	0	0	0	0	425
1	2	0	0	0	0	0	0	0	0	0	47	0	0	0	0	47
2-5	3	0	0	0	0	0	0	0	0	0	22	0	0	0	0	22
6-10	4	0	0	0	0	0	0	0	0	0	3	0	0	0	0	3
More than 10	5	0	0	0	0	0	0	0	0	0	2	0	0	0	0	2
Don't know	8	0	0	0	0	0	0	0	0	0	7	0	0	0	0	7
Refused to answer	9	0	0	0	0	0	0	0	0	0	8	0	0	0	0	8
Not Applicable	IAP	13626	354	7542	353	5907	10334	2817	2765	2812	3996	2023	2044	1974	2538	59085

F. How many are Asian or Asian-American?

[VAR: ACQFMASN]

<u>RESPONSE</u>	<u>PUNCH</u>	<u>YEAR</u>														
		<u>1972-82</u>	<u>1982B</u>	<u>1983-87</u>	<u>1987B</u>	<u>1988-91</u>	<u>1993-98</u>	<u>2000</u>	<u>2002</u>	<u>2004</u>	<u>2006</u>	<u>2008</u>	<u>2010</u>	<u>2012</u>	<u>2014</u>	<u>ALL</u>
0	1	0	0	0	0	0	0	0	0	0	425	0	0	0	0	425
1	2	0	0	0	0	0	0	0	0	0	32	0	0	0	0	32
2-5	3	0	0	0	0	0	0	0	0	0	29	0	0	0	0	29
6-10	4	0	0	0	0	0	0	0	0	0	4	0	0	0	0	4
More than 10	5	0	0	0	0	0	0	0	0	0	14	0	0	0	0	14
Don't know	8	0	0	0	0	0	0	0	0	0	4	0	0	0	0	4
Refused to answer	9	0	0	0	0	0	0	0	0	0	6	0	0	0	0	6
Not Applicable	IAP	13626	354	7542	353	5907	10334	2817	2765	2812	3996	2023	2044	1974	2538	59085

G. How many are Black or African-American?

[VAR: ACQFMBLK]

<u>RESPONSE</u>	<u>PUNCH</u>	<u>YEAR</u>														
		<u>1972-82</u>	<u>1982B</u>	<u>1983-87</u>	<u>1987B</u>	<u>1988-91</u>	<u>1993-98</u>	<u>2000</u>	<u>2002</u>	<u>2004</u>	<u>2006</u>	<u>2008</u>	<u>2010</u>	<u>2012</u>	<u>2014</u>	<u>ALL</u>
0	1	0	0	0	0	0	0	0	0	0	340	0	0	0	0	340
1	2	0	0	0	0	0	0	0	0	0	49	0	0	0	0	49
2-5	3	0	0	0	0	0	0	0	0	0	38	0	0	0	0	38
6-10	4	0	0	0	0	0	0	0	0	0	9	0	0	0	0	9
More than 10	5	0	0	0	0	0	0	0	0	0	71	0	0	0	0	71
Don't know	8	0	0	0	0	0	0	0	0	0	0	0	0	0	0	0
Refused to answer	9	0	0	0	0	0	0	0	0	0	7	0	0	0	0	7
Not Applicable	IAP	13626	354	7542	353	5907	10334	2817	2765	2812	3996	2023	2044	1974	2538	59085

H. How many are Hispanic?

[VAR: ACQFMHSP]

<u>RESPONSE</u>	<u>PUNCH</u>	<u>YEAR</u>														
		<u>1972-82</u>	<u>1982B</u>	<u>1983-87</u>	<u>1987B</u>	<u>1988-91</u>	<u>1993-98</u>	<u>2000</u>	<u>2002</u>	<u>2004</u>	<u>2006</u>	<u>2008</u>	<u>2010</u>	<u>2012</u>	<u>2014</u>	<u>ALL</u>
0	1	0	0	0	0	0	0	0	0	0	368	0	0	0	0	368
1	2	0	0	0	0	0	0	0	0	0	46	0	0	0	0	46
2-5	3	0	0	0	0	0	0	0	0	0	51	0	0	0	0	51
6-10	4	0	0	0	0	0	0	0	0	0	5	0	0	0	0	5
More than 10	5	0	0	0	0	0	0	0	0	0	37	0	0	0	0	37
Don't know	8	0	0	0	0	0	0	0	0	0	0	0	0	0	0	0
Refused to answer	9	0	0	0	0	0	0	0	0	0	7	0	0	0	0	7
Not Applicable	IAP	13626	354	7542	353	5907	10334	2817	2765	2812	3996	2023	2044	1974	2538	59085

I. How many are white?

[VAR: ACQFMWHT]

<u>RESPONSE</u>	<u>PUNCH</u>	<u>YEAR</u>														
		<u>1972-82</u>	<u>1982B</u>	<u>1983-87</u>	<u>1987B</u>	<u>1988-91</u>	<u>1993-98</u>	<u>2000</u>	<u>2002</u>	<u>2004</u>	<u>2006</u>	<u>2008</u>	<u>2010</u>	<u>2012</u>	<u>2014</u>	<u>ALL</u>
0	1	0	0	0	0	0	0	0	0	0	53	0	0	0	0	53
1	2	0	0	0	0	0	0	0	0	0	15	0	0	0	0	15
2-5	3	0	0	0	0	0	0	0	0	0	32	0	0	0	0	32
6-10	4	0	0	0	0	0	0	0	0	0	43	0	0	0	0	43
More than 10	5	0	0	0	0	0	0	0	0	0	363	0	0	0	0	363
Don't know	8	0	0	0	0	0	0	0	0	0	1	0	0	0	0	1
Refused to answer	9	0	0	0	0	0	0	0	0	0	7	0	0	0	0	7
Not Applicable	IAP	13626	354	7542	353	5907	10334	2817	2765	2812	3996	2023	2044	1974	2538	59085

J. How many are gay men or women?

[VAR: ACQFMGAY]

<u>RESPONSE</u>	<u>PUNCH</u>	<u>YEAR</u>														
		<u>1972-82</u>	<u>1982B</u>	<u>1983-87</u>	<u>1987B</u>	<u>1988-91</u>	<u>1993-98</u>	<u>2000</u>	<u>2002</u>	<u>2004</u>	<u>2006</u>	<u>2008</u>	<u>2010</u>	<u>2012</u>	<u>2014</u>	<u>ALL</u>
0	1	0	0	0	0	0	0	0	0	0	341	0	0	0	0	341
1	2	0	0	0	0	0	0	0	0	0	86	0	0	0	0	86
2-5	3	0	0	0	0	0	0	0	0	0	58	0	0	0	0	58
6-10	4	0	0	0	0	0	0	0	0	0	3	0	0	0	0	3
More than 10	5	0	0	0	0	0	0	0	0	0	3	0	0	0	0	3
Don't know	8	0	0	0	0	0	0	0	0	0	14	0	0	0	0	14
Refused to answer	9	0	0	0	0	0	0	0	0	0	9	0	0	0	0	9
Not Applicable	IAP	13626	354	7542	353	5907	10334	2817	2765	2812	3996	2023	2044	1974	2538	59085

K. How many attend religious services on a regular basis?

[VAR: ACQFMGO]

<u>RESPONSE</u>	<u>PUNCH</u>	<u>YEAR</u>														
		<u>1972-82</u>	<u>1982B</u>	<u>1983-87</u>	<u>1987B</u>	<u>1988-91</u>	<u>1993-98</u>	<u>2000</u>	<u>2002</u>	<u>2004</u>	<u>2006</u>	<u>2008</u>	<u>2010</u>	<u>2012</u>	<u>2014</u>	<u>ALL</u>
0	1	0	0	0	0	0	0	0	0	0	37	0	0	0	0	37
1	2	0	0	0	0	0	0	0	0	0	27	0	0	0	0	27
2-5	3	0	0	0	0	0	0	0	0	0	130	0	0	0	0	130
6-10	4	0	0	0	0	0	0	0	0	0	76	0	0	0	0	76
More than 10	5	0	0	0	0	0	0	0	0	0	207	0	0	0	0	207
Don't know	8	0	0	0	0	0	0	0	0	0	30	0	0	0	0	30
Refused to answer	9	0	0	0	0	0	0	0	0	0	7	0	0	0	0	7
Not Applicable	IAP	13626	354	7542	353	5907	10334	2817	2765	2812	3996	2023	2044	1974	2538	59085

L. How many attend religious services rarely or never?

[VAR: ACQFMNO]

<u>RESPONSE</u>	<u>PUNCH</u>	<u>YEAR</u>														
		<u>1972-82</u>	<u>1982B</u>	<u>1983-87</u>	<u>1987B</u>	<u>1988-91</u>	<u>1993-98</u>	<u>2000</u>	<u>2002</u>	<u>2004</u>	<u>2006</u>	<u>2008</u>	<u>2010</u>	<u>2012</u>	<u>2014</u>	<u>ALL</u>
0	1	0	0	0	0	0	0	0	0	0	41	0	0	0	0	41
1	2	0	0	0	0	0	0	0	0	0	25	0	0	0	0	25
2-5	3	0	0	0	0	0	0	0	0	0	134	0	0	0	0	134
6-10	4	0	0	0	0	0	0	0	0	0	87	0	0	0	0	87
More than 10	5	0	0	0	0	0	0	0	0	0	175	0	0	0	0	175
Don't know	8	0	0	0	0	0	0	0	0	0	45	0	0	0	0	45
Refused to answer	9	0	0	0	0	0	0	0	0	0	7	0	0	0	0	7
Not Applicable	IAP	13626	354	7542	353	5907	10334	2817	2765	2812	3996	2023	2044	1974	2538	59085

M. How many are strongly liberal?

[VAR: ACQFMLIB]

<u>RESPONSE</u>	<u>PUNCH</u>	<u>YEAR</u>														
		<u>1972-82</u>	<u>1982B</u>	<u>1983-87</u>	<u>1987B</u>	<u>1988-91</u>	<u>1993-98</u>	<u>2000</u>	<u>2002</u>	<u>2004</u>	<u>2006</u>	<u>2008</u>	<u>2010</u>	<u>2012</u>	<u>2014</u>	<u>ALL</u>
0	1	0	0	0	0	0	0	0	0	0	95	0	0	0	0	95
1	2	0	0	0	0	0	0	0	0	0	39	0	0	0	0	39
2-5	3	0	0	0	0	0	0	0	0	0	155	0	0	0	0	155
6-10	4	0	0	0	0	0	0	0	0	0	48	0	0	0	0	48
More than 10	5	0	0	0	0	0	0	0	0	0	62	0	0	0	0	62
Don't know	8	0	0	0	0	0	0	0	0	0	108	0	0	0	0	108
Refused to answer	9	0	0	0	0	0	0	0	0	0	7	0	0	0	0	7
Not Applicable	IAP	13626	354	7542	353	5907	10334	2817	2765	2812	3996	2023	2044	1974	2538	59085

N. How many are strongly conservative?

[VAR: ACQFMCON]

<u>RESPONSE</u>	<u>PUNCH</u>	<u>YEAR</u>														
		<u>1972-82</u>	<u>1982B</u>	<u>1983-87</u>	<u>1987B</u>	<u>1988-91</u>	<u>1993-98</u>	<u>2000</u>	<u>2002</u>	<u>2004</u>	<u>2006</u>	<u>2008</u>	<u>2010</u>	<u>2012</u>	<u>2014</u>	<u>ALL</u>
0	1	0	0	0	0	0	0	0	0	0	68	0	0	0	0	68
1	2	0	0	0	0	0	0	0	0	0	25	0	0	0	0	25
2-5	3	0	0	0	0	0	0	0	0	0	127	0	0	0	0	127
6-10	4	0	0	0	0	0	0	0	0	0	68	0	0	0	0	68
More than 10	5	0	0	0	0	0	0	0	0	0	116	0	0	0	0	116
Don't know	8	0	0	0	0	0	0	0	0	0	103	0	0	0	0	103
Refused to answer	9	0	0	0	0	0	0	0	0	0	7	0	0	0	0	7
Not Applicable	IAP	13626	354	7542	353	5907	10334	2817	2765	2812	3996	2023	2044	1974	2538	59085

O. How many women in your **family** live in a romantic relationship with a man to whom they are not married?

[VAR: ACQFMCOH]

<u>RESPONSE</u>	<u>PUNCH</u>	<u>YEAR</u>														
		<u>1972-82</u>	<u>1982B</u>	<u>1983-87</u>	<u>1987B</u>	<u>1988-91</u>	<u>1993-98</u>	<u>2000</u>	<u>2002</u>	<u>2004</u>	<u>2006</u>	<u>2008</u>	<u>2010</u>	<u>2012</u>	<u>2014</u>	<u>ALL</u>
0	1	0	0	0	0	0	0	0	0	0	277	0	0	0	0	277
1	2	0	0	0	0	0	0	0	0	0	84	0	0	0	0	84
2-5	3	0	0	0	0	0	0	0	0	0	93	0	0	0	0	93
6-10	4	0	0	0	0	0	0	0	0	0	8	0	0	0	0	8
More than 10	5	0	0	0	0	0	0	0	0	0	13	0	0	0	0	13
Don't know	8	0	0	0	0	0	0	0	0	0	28	0	0	0	0	28
Refused to answer	9	0	0	0	0	0	0	0	0	0	11	0	0	0	0	11
Not Applicable	IAP	13626	354	7542	353	5907	10334	2817	2765	2812	3996	2023	2044	1974	2538	59085

1189. Next, we are going to ask questions about people that **you are acquainted with** through your neighborhood.

A. How many of the people you are **acquainted with** through your neighborhood are named Mark?

[VAR: ACQNHMRK]

RESPONSE	PUNCH	YEAR														
		<u>1972-82</u>	<u>1982B</u>	<u>1983-87</u>	<u>1987B</u>	<u>1988-91</u>	<u>1993-98</u>	<u>2000</u>	<u>2002</u>	<u>2004</u>	<u>2006</u>	<u>2008</u>	<u>2010</u>	<u>2012</u>	<u>2014</u>	<u>ALL</u>
0	1	0	0	0	0	0	0	0	0	0	387	0	0	0	0	387
1	2	0	0	0	0	0	0	0	0	0	75	0	0	0	0	75
2-5	3	0	0	0	0	0	0	0	0	0	27	0	0	0	0	27
6-10	4	0	0	0	0	0	0	0	0	0	2	0	0	0	0	2
More than 10	5	0	0	0	0	0	0	0	0	0	0	0	0	0	0	0
Don't know	8	0	0	0	0	0	0	0	0	0	12	0	0	0	0	12
Refused to answer	9	0	0	0	0	0	0	0	0	0	5	0	0	0	0	5
Not Applicable	IAP	13626	354	7542	353	5907	10334	2817	2765	2812	4002	2023	2044	1974	2538	59091

B. How many of the people you are **acquainted with** through your neighborhood are named Linda?

[VAR: ACQNHLIN]

RESPONSE	PUNCH	YEAR														
		<u>1972-82</u>	<u>1982B</u>	<u>1983-87</u>	<u>1987B</u>	<u>1988-91</u>	<u>1993-98</u>	<u>2000</u>	<u>2002</u>	<u>2004</u>	<u>2006</u>	<u>2008</u>	<u>2010</u>	<u>2012</u>	<u>2014</u>	<u>ALL</u>
0	1	0	0	0	0	0	0	0	0	0	380	0	0	0	0	380
1	2	0	0	0	0	0	0	0	0	0	80	0	0	0	0	80
2-5	3	0	0	0	0	0	0	0	0	0	29	0	0	0	0	29
6-10	4	0	0	0	0	0	0	0	0	0	2	0	0	0	0	2
More than 10	5	0	0	0	0	0	0	0	0	0	0	0	0	0	0	0
Don't know	8	0	0	0	0	0	0	0	0	0	11	0	0	0	0	11
Refused to answer	9	0	0	0	0	0	0	0	0	0	6	0	0	0	0	6
Not Applicable	IAP	13626	354	7542	353	5907	10334	2817	2765	2812	4002	2023	2044	1974	2538	59091

C. How many are [IF NUMKNOWN = 4 or 5 DISPLAY: you pretty certain are] currently unemployed?

[VAR: ACQNHUNE]

RESPONSE	PUNCH	YEAR														
		1972-82	1982B	1983-87	1987B	1988-91	1993-98	2000	2002	2004	2006	2008	2010	2012	2014	ALL
0	1	0	0	0	0	0	0	0	0	0	262	0	0	0	0	262
1	2	0	0	0	0	0	0	0	0	0	50	0	0	0	0	50
2-5	3	0	0	0	0	0	0	0	0	0	66	0	0	0	0	66
6-10	4	0	0	0	0	0	0	0	0	0	8	0	0	0	0	8
More than 10	5	0	0	0	0	0	0	0	0	0	33	0	0	0	0	33
Don't know	8	0	0	0	0	0	0	0	0	0	83	0	0	0	0	83
Refused to answer	9	0	0	0	0	0	0	0	0	0	6	0	0	0	0	6
Not Applicable	IAP	13626	354	7542	353	5907	10334	2817	2765	2812	4002	2023	2044	1974	2538	59091

D. How many [IF NUMKNOWN = 4 or 5 DISPLAY: are you pretty certain] own a second home?

[VAR: ACQNHME]

RESPONSE	PUNCH	YEAR														
		1972-82	1982B	1983-87	1987B	1988-91	1993-98	2000	2002	2004	2006	2008	2010	2012	2014	ALL
0	1	0	0	0	0	0	0	0	0	0	307	0	0	0	0	307
1	2	0	0	0	0	0	0	0	0	0	50	0	0	0	0	50
2-5	3	0	0	0	0	0	0	0	0	0	60	0	0	0	0	60
6-10	4	0	0	0	0	0	0	0	0	0	3	0	0	0	0	3
More than 10	5	0	0	0	0	0	0	0	0	0	3	0	0	0	0	3
Don't know	8	0	0	0	0	0	0	0	0	0	79	0	0	0	0	79
Refused to answer	9	0	0	0	0	0	0	0	0	0	6	0	0	0	0	6
Not Applicable	IAP	13626	354	7542	353	5907	10334	2817	2765	2812	4002	2023	2044	1974	2538	59091

E. How many [IF NUMKNOWN = 4 or 5 DISPLAY: are you pretty certain] are currently in state or federal prison?

[VAR: ACQNHPRI]

RESPONSE	PUNCH	YEAR														
		1972-82	1982B	1983-87	1987B	1988-91	1993-98	2000	2002	2004	2006	2008	2010	2012	2014	ALL
0	1	0	0	0	0	0	0	0	0	0	412	0	0	0	0	412
1	2	0	0	0	0	0	0	0	0	0	15	0	0	0	0	15
2-5	3	0	0	0	0	0	0	0	0	0	13	0	0	0	0	13
6-10	4	0	0	0	0	0	0	0	0	0	0	0	0	0	0	0
More than 10	5	0	0	0	0	0	0	0	0	0	4	0	0	0	0	4
Don't know	8	0	0	0	0	0	0	0	0	0	58	0	0	0	0	58
Refused to answer	9	0	0	0	0	0	0	0	0	0	6	0	0	0	0	6
Not Applicable	IAP	13626	354	7542	353	5907	10334	2817	2765	2812	4002	2023	2044	1974	2538	59091

F. How many are Asian or Asian-American?

[VAR: ACQNHASN]

RESPONSE	PUNCH	YEAR														
		1972-82	1982B	1983-87	1987B	1988-91	1993-98	2000	2002	2004	2006	2008	2010	2012	2014	ALL
0	1	0	0	0	0	0	0	0	0	0	345	0	0	0	0	345
1	2	0	0	0	0	0	0	0	0	0	40	0	0	0	0	40
2-5	3	0	0	0	0	0	0	0	0	0	58	0	0	0	0	58
6-10	4	0	0	0	0	0	0	0	0	0	9	0	0	0	0	9
More than 10	5	0	0	0	0	0	0	0	0	0	13	0	0	0	0	13
Don't know	8	0	0	0	0	0	0	0	0	0	38	0	0	0	0	38
Refused to answer	9	0	0	0	0	0	0	0	0	0	5	0	0	0	0	5
Not Applicable	IAP	13626	354	7542	353	5907	10334	2817	2765	2812	4002	2023	2044	1974	2538	59091

G. How many are Black or African-American?

[VAR: ACQNHBLK]

<u>RESPONSE</u>	<u>PUNCH</u>	<u>YEAR</u>														
		<u>1972-82</u>	<u>1982B</u>	<u>1983-87</u>	<u>1987B</u>	<u>1988-91</u>	<u>1993-98</u>	<u>2000</u>	<u>2002</u>	<u>2004</u>	<u>2006</u>	<u>2008</u>	<u>2010</u>	<u>2012</u>	<u>2014</u>	<u>ALL</u>
0	1	0	0	0	0	0	0	0	0	0	237	0	0	0	0	237
1	2	0	0	0	0	0	0	0	0	0	50	0	0	0	0	50
2-5	3	0	0	0	0	0	0	0	0	0	98	0	0	0	0	98
6-10	4	0	0	0	0	0	0	0	0	0	29	0	0	0	0	29
More than 10	5	0	0	0	0	0	0	0	0	0	61	0	0	0	0	61
Don't know	8	0	0	0	0	0	0	0	0	0	28	0	0	0	0	28
Refused to answer	9	0	0	0	0	0	0	0	0	0	5	0	0	0	0	5
Not Applicable	IAP	13626	354	7542	353	5907	10334	2817	2765	2812	4002	2023	2044	1974	2538	59091

H. How many are Hispanic?

[VAR: ACQNHHSPP]

<u>RESPONSE</u>	<u>PUNCH</u>	<u>YEAR</u>														
		<u>1972-82</u>	<u>1982B</u>	<u>1983-87</u>	<u>1987B</u>	<u>1988-91</u>	<u>1993-98</u>	<u>2000</u>	<u>2002</u>	<u>2004</u>	<u>2006</u>	<u>2008</u>	<u>2010</u>	<u>2012</u>	<u>2014</u>	<u>ALL</u>
0	1	0	0	0	0	0	0	0	0	0	289	0	0	0	0	289
1	2	0	0	0	0	0	0	0	0	0	38	0	0	0	0	38
2-5	3	0	0	0	0	0	0	0	0	0	93	0	0	0	0	93
6-10	4	0	0	0	0	0	0	0	0	0	19	0	0	0	0	19
More than 10	5	0	0	0	0	0	0	0	0	0	32	0	0	0	0	32
Don't know	8	0	0	0	0	0	0	0	0	0	31	0	0	0	0	31
Refused to answer	9	0	0	0	0	0	0	0	0	0	6	0	0	0	0	6
Not Applicable	IAP	13626	354	7542	353	5907	10334	2817	2765	2812	4002	2023	2044	1974	2538	59091

I. How many are white?

[VAR: ACQNHWT]

<u>RESPONSE</u>	<u>PUNCH</u>	<u>YEAR</u>														
		<u>1972-82</u>	<u>1982B</u>	<u>1983-87</u>	<u>1987B</u>	<u>1988-91</u>	<u>1993-98</u>	<u>2000</u>	<u>2002</u>	<u>2004</u>	<u>2006</u>	<u>2008</u>	<u>2010</u>	<u>2012</u>	<u>2014</u>	<u>ALL</u>
0	1	0	0	0	0	0	0	0	0	0	48	0	0	0	0	48
1	2	0	0	0	0	0	0	0	0	0	18	0	0	0	0	18
2-5	3	0	0	0	0	0	0	0	0	0	67	0	0	0	0	67
6-10	4	0	0	0	0	0	0	0	0	0	48	0	0	0	0	48
More than 10	5	0	0	0	0	0	0	0	0	0	303	0	0	0	0	303
Don't know	8	0	0	0	0	0	0	0	0	0	19	0	0	0	0	19
Refused to answer	9	0	0	0	0	0	0	0	0	0	5	0	0	0	0	5
Not Applicable	IAP	13626	354	7542	353	5907	10334	2817	2765	2812	4002	2023	2044	1974	2538	59091

J. How many are you pretty certain are gay men or women?

[VAR: ACQNHGAY]

<u>RESPONSE</u>	<u>PUNCH</u>	<u>YEAR</u>														
		<u>1972-82</u>	<u>1982B</u>	<u>1983-87</u>	<u>1987B</u>	<u>1988-91</u>	<u>1993-98</u>	<u>2000</u>	<u>2002</u>	<u>2004</u>	<u>2006</u>	<u>2008</u>	<u>2010</u>	<u>2012</u>	<u>2014</u>	<u>ALL</u>
0	1	0	0	0	0	0	0	0	0	0	315	0	0	0	0	315
1	2	0	0	0	0	0	0	0	0	0	35	0	0	0	0	35
2-5	3	0	0	0	0	0	0	0	0	0	61	0	0	0	0	61
6-10	4	0	0	0	0	0	0	0	0	0	2	0	0	0	0	2
More than 10	5	0	0	0	0	0	0	0	0	0	6	0	0	0	0	6
Don't know	8	0	0	0	0	0	0	0	0	0	85	0	0	0	0	85
Refused to answer	9	0	0	0	0	0	0	0	0	0	4	0	0	0	0	4
Not Applicable	IAP	13626	354	7542	353	5907	10334	2817	2765	2812	4002	2023	2044	1974	2538	59091

K. How many are you pretty certain attend religious services on a regular basis?

[VAR: ACQNHGO]

<u>RESPONSE</u>	<u>PUNCH</u>	<u>YEAR</u>														
		<u>1972-82</u>	<u>1982B</u>	<u>1983-87</u>	<u>1987B</u>	<u>1988-91</u>	<u>1993-98</u>	<u>2000</u>	<u>2002</u>	<u>2004</u>	<u>2006</u>	<u>2008</u>	<u>2010</u>	<u>2012</u>	<u>2014</u>	<u>ALL</u>
0	1	0	0	0	0	0	0	0	0	0	95	0	0	0	0	95
1	2	0	0	0	0	0	0	0	0	0	17	0	0	0	0	17
2-5	3	0	0	0	0	0	0	0	0	0	121	0	0	0	0	121
6-10	4	0	0	0	0	0	0	0	0	0	49	0	0	0	0	49
More than 10	5	0	0	0	0	0	0	0	0	0	103	0	0	0	0	103
Don't know	8	0	0	0	0	0	0	0	0	0	118	0	0	0	0	118
Refused to answer	9	0	0	0	0	0	0	0	0	0	5	0	0	0	0	5
Not Applicable	IAP	13626	354	7542	353	5907	10334	2817	2765	2812	4002	2023	2044	1974	2538	59091

L. How many are you pretty certain attend religious services rarely or never?

[VAR: ACQNHNO]

<u>RESPONSE</u>	<u>PUNCH</u>	<u>YEAR</u>														
		<u>1972-82</u>	<u>1982B</u>	<u>1983-87</u>	<u>1987B</u>	<u>1988-91</u>	<u>1993-98</u>	<u>2000</u>	<u>2002</u>	<u>2004</u>	<u>2006</u>	<u>2008</u>	<u>2010</u>	<u>2012</u>	<u>2014</u>	<u>ALL</u>
0	1	0	0	0	0	0	0	0	0	0	92	0	0	0	0	92
1	2	0	0	0	0	0	0	0	0	0	21	0	0	0	0	21
2-5	3	0	0	0	0	0	0	0	0	0	85	0	0	0	0	85
6-10	4	0	0	0	0	0	0	0	0	0	56	0	0	0	0	56
More than 10	5	0	0	0	0	0	0	0	0	0	107	0	0	0	0	107
Don't know	8	0	0	0	0	0	0	0	0	0	141	0	0	0	0	141
Refused to answer	9	0	0	0	0	0	0	0	0	0	6	0	0	0	0	6
Not Applicable	IAP	13626	354	7542	353	5907	10334	2817	2765	2812	4002	2023	2044	1974	2538	59091

M. How many are you pretty certain are strongly liberal?

[VAR: ACQNHLIB]

<u>RESPONSE</u>	<u>PUNCH</u>	<u>YEAR</u>														
		<u>1972-82</u>	<u>1982B</u>	<u>1983-87</u>	<u>1987B</u>	<u>1988-91</u>	<u>1993-98</u>	<u>2000</u>	<u>2002</u>	<u>2004</u>	<u>2006</u>	<u>2008</u>	<u>2010</u>	<u>2012</u>	<u>2014</u>	<u>ALL</u>
0	1	0	0	0	0	0	0	0	0	0	117	0	0	0	0	117
1	2	0	0	0	0	0	0	0	0	0	25	0	0	0	0	25
2-5	3	0	0	0	0	0	0	0	0	0	103	0	0	0	0	103
6-10	4	0	0	0	0	0	0	0	0	0	28	0	0	0	0	28
More than 10	5	0	0	0	0	0	0	0	0	0	44	0	0	0	0	44
Don't know	8	0	0	0	0	0	0	0	0	0	186	0	0	0	0	186
Refused to answer	9	0	0	0	0	0	0	0	0	0	5	0	0	0	0	5
Not Applicable	IAP	13626	354	7542	353	5907	10334	2817	2765	2812	4002	2023	2044	1974	2538	59091

N. How many are you pretty certain are strongly conservative?

[VAR: ACQNHCON]

<u>RESPONSE</u>	<u>PUNCH</u>	<u>YEAR</u>														
		<u>1972-82</u>	<u>1982B</u>	<u>1983-87</u>	<u>1987B</u>	<u>1988-91</u>	<u>1993-98</u>	<u>2000</u>	<u>2002</u>	<u>2004</u>	<u>2006</u>	<u>2008</u>	<u>2010</u>	<u>2012</u>	<u>2014</u>	<u>ALL</u>
0	1	0	0	0	0	0	0	0	0	0	104	0	0	0	0	104
1	2	0	0	0	0	0	0	0	0	0	20	0	0	0	0	20
2-5	3	0	0	0	0	0	0	0	0	0	107	0	0	0	0	107
6-10	4	0	0	0	0	0	0	0	0	0	30	0	0	0	0	30
More than 10	5	0	0	0	0	0	0	0	0	0	63	0	0	0	0	63
Don't know	8	0	0	0	0	0	0	0	0	0	178	0	0	0	0	178
Refused to answer	9	0	0	0	0	0	0	0	0	0	6	0	0	0	0	6
Not Applicable	IAP	13626	354	7542	353	5907	10334	2817	2765	2812	4002	2023	2044	1974	2538	59091

- O. How many women that you are acquainted with in your **neighborhood** are you pretty certain live in a romantic relationship with a man to whom they are not married?

[VAR: ACQNHCOH]

RESPONSE	PUNCH	YEAR														
		<u>1972-82</u>	<u>1982B</u>	<u>1983-87</u>	<u>1987B</u>	<u>1988-91</u>	<u>1993-98</u>	<u>2000</u>	<u>2002</u>	<u>2004</u>	<u>2006</u>	<u>2008</u>	<u>2010</u>	<u>2012</u>	<u>2014</u>	<u>ALL</u>
0	1	0	0	0	0	0	0	0	0	0	259	0	0	0	0	259
1	2	0	0	0	0	0	0	0	0	0	52	0	0	0	0	52
2-5	3	0	0	0	0	0	0	0	0	0	66	0	0	0	0	66
6-10	4	0	0	0	0	0	0	0	0	0	2	0	0	0	0	2
More than 10	5	0	0	0	0	0	0	0	0	0	10	0	0	0	0	10
Don't know	8	0	0	0	0	0	0	0	0	0	113	0	0	0	0	113
Refused to answer	9	0	0	0	0	0	0	0	0	0	6	0	0	0	0	6
Not Applicable	IAP	13626	354	7542	353	5907	10334	2817	2765	2812	4002	2023	2044	1974	2538	59091

1190. Next, we are going to ask about people that you are acquainted with through work.

- A. How many of the people you are acquainted with through work are named Mark?

[VAR: ACQWKMRK]

RESPONSE	PUNCH	YEAR														
		<u>1972-82</u>	<u>1982B</u>	<u>1983-87</u>	<u>1987B</u>	<u>1988-91</u>	<u>1993-98</u>	<u>2000</u>	<u>2002</u>	<u>2004</u>	<u>2006</u>	<u>2008</u>	<u>2010</u>	<u>2012</u>	<u>2014</u>	<u>ALL</u>
0	1	0	0	0	0	0	0	0	0	0	248	0	0	0	0	248
1	2	0	0	0	0	0	0	0	0	0	116	0	0	0	0	116
2-5	3	0	0	0	0	0	0	0	0	0	98	0	0	0	0	98
6-10	4	0	0	0	0	0	0	0	0	0	9	0	0	0	0	9
More than 10	5	0	0	0	0	0	0	0	0	0	5	0	0	0	0	5
I don't have a job	6	0	0	0	0	0	0	0	0	0	5	0	0	0	0	5
Don't know	8	0	0	0	0	0	0	0	0	0	13	0	0	0	0	13
Refused to answer	9	0	0	0	0	0	0	0	0	0	7	0	0	0	0	7
Not Applicable	IAP	13626	354	7542	353	5907	10334	2817	2765	2812	4009	2023	2044	1974	2538	59098

B. How many [IF NUMKNOWN = 2 or 5 DISPLAY: of the people you are **acquainted with** through work] are named Linda?

[VAR: ACQWKLIN]

RESPONSE	PUNCH	YEAR														
		<u>1972-82</u>	<u>1982B</u>	<u>1983-87</u>	<u>1987B</u>	<u>1988-91</u>	<u>1993-98</u>	<u>2000</u>	<u>2002</u>	<u>2004</u>	<u>2006</u>	<u>2008</u>	<u>2010</u>	<u>2012</u>	<u>2014</u>	<u>ALL</u>
0	1	0	0	0	0	0	0	0	0	0	254	0	0	0	0	254
1	2	0	0	0	0	0	0	0	0	0	118	0	0	0	0	118
2-5	3	0	0	0	0	0	0	0	0	0	91	0	0	0	0	91
6-10	4	0	0	0	0	0	0	0	0	0	12	0	0	0	0	12
More than 10	5	0	0	0	0	0	0	0	0	0	3	0	0	0	0	3
I don't have a job	6	0	0	0	0	0	0	0	0	0	5	0	0	0	0	5
Don't know	8	0	0	0	0	0	0	0	0	0	12	0	0	0	0	12
Refused to answer	9	0	0	0	0	0	0	0	0	0	6	0	0	0	0	6
Not Applicable	IAP	13626	354	7542	353	5907	10334	2817	2765	2812	4009	2023	2044	1974	2538	59098

C. How many are you pretty certain are currently unemployed?

[VAR: ACQWKUNE]

RESPONSE	PUNCH	YEAR														
		<u>1972-82</u>	<u>1982B</u>	<u>1983-87</u>	<u>1987B</u>	<u>1988-91</u>	<u>1993-98</u>	<u>2000</u>	<u>2002</u>	<u>2004</u>	<u>2006</u>	<u>2008</u>	<u>2010</u>	<u>2012</u>	<u>2014</u>	<u>ALL</u>
0	1	0	0	0	0	0	0	0	0	0	281	0	0	0	0	281
1	2	0	0	0	0	0	0	0	0	0	26	0	0	0	0	26
2-5	3	0	0	0	0	0	0	0	0	0	65	0	0	0	0	65
6-10	4	0	0	0	0	0	0	0	0	0	12	0	0	0	0	12
More than 10	5	0	0	0	0	0	0	0	0	0	23	0	0	0	0	23
I don't have a job	6	0	0	0	0	0	0	0	0	0	5	0	0	0	0	5
Don't know	8	0	0	0	0	0	0	0	0	0	82	0	0	0	0	82
Refused to answer	9	0	0	0	0	0	0	0	0	0	7	0	0	0	0	7
Not Applicable	IAP	13626	354	7542	353	5907	10334	2817	2765	2812	4009	2023	2044	1974	2538	59098

D. How many are you pretty certain own a second home?

[VAR: ACQWKHME]

RESPONSE	PUNCH	YEAR														
		1972-82	1982B	1983-87	1987B	1988-91	1993-98	2000	2002	2004	2006	2008	2010	2012	2014	ALL
0	1	0	0	0	0	0	0	0	0	0	251	0	0	0	0	251
1	2	0	0	0	0	0	0	0	0	0	49	0	0	0	0	49
2-5	3	0	0	0	0	0	0	0	0	0	79	0	0	0	0	79
6-10	4	0	0	0	0	0	0	0	0	0	12	0	0	0	0	12
More than 10	5	0	0	0	0	0	0	0	0	0	15	0	0	0	0	15
I don't have a job	6	0	0	0	0	0	0	0	0	0	5	0	0	0	0	5
Don't know	8	0	0	0	0	0	0	0	0	0	84	0	0	0	0	84
Refused to answer	9	0	0	0	0	0	0	0	0	0	6	0	0	0	0	6
Not Applicable	IAP	13626	354	7542	353	5907	10334	2817	2765	2812	4009	2023	2044	1974	2538	59098

E. How many are you pretty certain are currently in state or federal prison?

[VAR: ACQWKPRI]

RESPONSE	PUNCH	YEAR														
		1972-82	1982B	1983-87	1987B	1988-91	1993-98	2000	2002	2004	2006	2008	2010	2012	2014	ALL
0	1	0	0	0	0	0	0	0	0	0	386	0	0	0	0	386
1	2	0	0	0	0	0	0	0	0	0	28	0	0	0	0	28
2-5	3	0	0	0	0	0	0	0	0	0	14	0	0	0	0	14
6-10	4	0	0	0	0	0	0	0	0	0	0	0	0	0	0	0
More than 10	5	0	0	0	0	0	0	0	0	0	2	0	0	0	0	2
I don't have a job	6	0	0	0	0	0	0	0	0	0	5	0	0	0	0	5
Don't know	8	0	0	0	0	0	0	0	0	0	59	0	0	0	0	59
Refused to answer	9	0	0	0	0	0	0	0	0	0	7	0	0	0	0	7
Not Applicable	IAP	13626	354	7542	353	5907	10334	2817	2765	2812	4009	2023	2044	1974	2538	59098

F. How many are Asian or Asian-American?

[VAR: ACQWKASN]

<u>RESPONSE</u>	<u>PUNCH</u>	<u>YEAR</u>														
		<u>1972-82</u>	<u>1982B</u>	<u>1983-87</u>	<u>1987B</u>	<u>1988-91</u>	<u>1993-98</u>	<u>2000</u>	<u>2002</u>	<u>2004</u>	<u>2006</u>	<u>2008</u>	<u>2010</u>	<u>2012</u>	<u>2014</u>	<u>ALL</u>
0	1	0	0	0	0	0	0	0	0	0	251	0	0	0	0	251
1	2	0	0	0	0	0	0	0	0	0	58	0	0	0	0	58
2-5	3	0	0	0	0	0	0	0	0	0	82	0	0	0	0	82
6-10	4	0	0	0	0	0	0	0	0	0	30	0	0	0	0	30
More than 10	5	0	0	0	0	0	0	0	0	0	40	0	0	0	0	40
I don't have a job	6	0	0	0	0	0	0	0	0	0	5	0	0	0	0	5
Don't know	8	0	0	0	0	0	0	0	0	0	29	0	0	0	0	29
Refused to answer	9	0	0	0	0	0	0	0	0	0	6	0	0	0	0	6
Not Applicable	IAP	13626	354	7542	353	5907	10334	2817	2765	2812	4009	2023	2044	1974	2538	59098

G. How many are Black or African-American?

[VAR: ACQWKBLK]

<u>RESPONSE</u>	<u>PUNCH</u>	<u>YEAR</u>														
		<u>1972-82</u>	<u>1982B</u>	<u>1983-87</u>	<u>1987B</u>	<u>1988-91</u>	<u>1993-98</u>	<u>2000</u>	<u>2002</u>	<u>2004</u>	<u>2006</u>	<u>2008</u>	<u>2010</u>	<u>2012</u>	<u>2014</u>	<u>ALL</u>
0	1	0	0	0	0	0	0	0	0	0	134	0	0	0	0	134
1	2	0	0	0	0	0	0	0	0	0	54	0	0	0	0	54
2-5	3	0	0	0	0	0	0	0	0	0	113	0	0	0	0	113
6-10	4	0	0	0	0	0	0	0	0	0	51	0	0	0	0	51
More than 10	5	0	0	0	0	0	0	0	0	0	115	0	0	0	0	115
I don't have a job	6	0	0	0	0	0	0	0	0	0	5	0	0	0	0	5
Don't know	8	0	0	0	0	0	0	0	0	0	21	0	0	0	0	21
Refused to answer	9	0	0	0	0	0	0	0	0	0	8	0	0	0	0	8
Not Applicable	IAP	13626	354	7542	353	5907	10334	2817	2765	2812	4009	2023	2044	1974	2538	59098

H. How many are Hispanic?

[VAR: ACQWKHSP]

<u>RESPONSE</u>	<u>PUNCH</u>	<u>YEAR</u>														
		<u>1972-82</u>	<u>1982B</u>	<u>1983-87</u>	<u>1987B</u>	<u>1988-91</u>	<u>1993-98</u>	<u>2000</u>	<u>2002</u>	<u>2004</u>	<u>2006</u>	<u>2008</u>	<u>2010</u>	<u>2012</u>	<u>2014</u>	<u>ALL</u>
0	1	0	0	0	0	0	0	0	0	0	187	0	0	0	0	187
1	2	0	0	0	0	0	0	0	0	0	43	0	0	0	0	43
2-5	3	0	0	0	0	0	0	0	0	0	111	0	0	0	0	111
6-10	4	0	0	0	0	0	0	0	0	0	33	0	0	0	0	33
More than 10	5	0	0	0	0	0	0	0	0	0	88	0	0	0	0	88
I don't have a job	6	0	0	0	0	0	0	0	0	0	5	0	0	0	0	5
Don't know	8	0	0	0	0	0	0	0	0	0	25	0	0	0	0	25
Refused to answer	9	0	0	0	0	0	0	0	0	0	9	0	0	0	0	9
Not Applicable	IAP	13626	354	7542	353	5907	10334	2817	2765	2812	4009	2023	2044	1974	2538	59098

I. How many are white?

[VAR: ACQWKWHT]

<u>RESPONSE</u>	<u>PUNCH</u>	<u>YEAR</u>														
		<u>1972-82</u>	<u>1982B</u>	<u>1983-87</u>	<u>1987B</u>	<u>1988-91</u>	<u>1993-98</u>	<u>2000</u>	<u>2002</u>	<u>2004</u>	<u>2006</u>	<u>2008</u>	<u>2010</u>	<u>2012</u>	<u>2014</u>	<u>ALL</u>
0	1	0	0	0	0	0	0	0	0	0	34	0	0	0	0	34
1	2	0	0	0	0	0	0	0	0	0	14	0	0	0	0	14
2-5	3	0	0	0	0	0	0	0	0	0	41	0	0	0	0	41
6-10	4	0	0	0	0	0	0	0	0	0	47	0	0	0	0	47
More than 10	5	0	0	0	0	0	0	0	0	0	330	0	0	0	0	330
I don't have a job	6	0	0	0	0	0	0	0	0	0	5	0	0	0	0	5
Don't know	8	0	0	0	0	0	0	0	0	0	16	0	0	0	0	16
Refused to answer	9	0	0	0	0	0	0	0	0	0	14	0	0	0	0	14
Not Applicable	IAP	13626	354	7542	353	5907	10334	2817	2765	2812	4009	2023	2044	1974	2538	59098

J. How many are you pretty certain are gay men or women?

[VAR: ACQWKGAY]

<u>RESPONSE</u>	<u>PUNCH</u>	<u>YEAR</u>														
		<u>1972-82</u>	<u>1982B</u>	<u>1983-87</u>	<u>1987B</u>	<u>1988-91</u>	<u>1993-98</u>	<u>2000</u>	<u>2002</u>	<u>2004</u>	<u>2006</u>	<u>2008</u>	<u>2010</u>	<u>2012</u>	<u>2014</u>	<u>ALL</u>
0	1	0	0	0	0	0	0	0	0	0	218	0	0	0	0	218
1	2	0	0	0	0	0	0	0	0	0	47	0	0	0	0	47
2-5	3	0	0	0	0	0	0	0	0	0	115	0	0	0	0	115
6-10	4	0	0	0	0	0	0	0	0	0	17	0	0	0	0	17
More than 10	5	0	0	0	0	0	0	0	0	0	18	0	0	0	0	18
I don't have a job	6	0	0	0	0	0	0	0	0	0	5	0	0	0	0	5
Don't know	8	0	0	0	0	0	0	0	0	0	74	0	0	0	0	74
Refused to answer	9	0	0	0	0	0	0	0	0	0	7	0	0	0	0	7
Not Applicable	IAP	13626	354	7542	353	5907	10334	2817	2765	2812	4009	2023	2044	1974	2538	59098

K. How many are you pretty certain attend religious services on a regular basis?

[VAR: ACQWKGO]

<u>RESPONSE</u>	<u>PUNCH</u>	<u>YEAR</u>														
		<u>1972-82</u>	<u>1982B</u>	<u>1983-87</u>	<u>1987B</u>	<u>1988-91</u>	<u>1993-98</u>	<u>2000</u>	<u>2002</u>	<u>2004</u>	<u>2006</u>	<u>2008</u>	<u>2010</u>	<u>2012</u>	<u>2014</u>	<u>ALL</u>
0	1	0	0	0	0	0	0	0	0	0	61	0	0	0	0	61
1	2	0	0	0	0	0	0	0	0	0	21	0	0	0	0	21
2-5	3	0	0	0	0	0	0	0	0	0	94	0	0	0	0	94
6-10	4	0	0	0	0	0	0	0	0	0	59	0	0	0	0	59
More than 10	5	0	0	0	0	0	0	0	0	0	128	0	0	0	0	128
I don't have a job	6	0	0	0	0	0	0	0	0	0	5	0	0	0	0	5
Don't know	8	0	0	0	0	0	0	0	0	0	125	0	0	0	0	125
Refused to answer	9	0	0	0	0	0	0	0	0	0	8	0	0	0	0	8
Not Applicable	IAP	13626	354	7542	353	5907	10334	2817	2765	2812	4009	2023	2044	1974	2538	59098

L. How many are you pretty certain attend religious services rarely or never?

[VAR: ACQWKNO]

<u>RESPONSE</u>	<u>PUNCH</u>	<u>YEAR</u>														
		<u>1972-82</u>	<u>1982B</u>	<u>1983-87</u>	<u>1987B</u>	<u>1988-91</u>	<u>1993-98</u>	<u>2000</u>	<u>2002</u>	<u>2004</u>	<u>2006</u>	<u>2008</u>	<u>2010</u>	<u>2012</u>	<u>2014</u>	<u>ALL</u>
0	1	0	0	0	0	0	0	0	0	0	60	0	0	0	0	60
1	2	0	0	0	0	0	0	0	0	0	11	0	0	0	0	11
2-5	3	0	0	0	0	0	0	0	0	0	90	0	0	0	0	90
6-10	4	0	0	0	0	0	0	0	0	0	43	0	0	0	0	43
More than 10	5	0	0	0	0	0	0	0	0	0	140	0	0	0	0	140
I don't have a job	6	0	0	0	0	0	0	0	0	0	5	0	0	0	0	5
Don't know	8	0	0	0	0	0	0	0	0	0	143	0	0	0	0	143
Refused to answer	9	0	0	0	0	0	0	0	0	0	9	0	0	0	0	9
Not Applicable	IAP	13626	354	7542	353	5907	10334	2817	2765	2812	4009	2023	2044	1974	2538	59098

M. How many are you pretty certain are strongly liberal?

[VAR: ACQWKLIB]

<u>RESPONSE</u>	<u>PUNCH</u>	<u>YEAR</u>														
		<u>1972-82</u>	<u>1982B</u>	<u>1983-87</u>	<u>1987B</u>	<u>1988-91</u>	<u>1993-98</u>	<u>2000</u>	<u>2002</u>	<u>2004</u>	<u>2006</u>	<u>2008</u>	<u>2010</u>	<u>2012</u>	<u>2014</u>	<u>ALL</u>
0	1	0	0	0	0	0	0	0	0	0	66	0	0	0	0	66
1	2	0	0	0	0	0	0	0	0	0	24	0	0	0	0	24
2-5	3	0	0	0	0	0	0	0	0	0	102	0	0	0	0	102
6-10	4	0	0	0	0	0	0	0	0	0	30	0	0	0	0	30
More than 10	5	0	0	0	0	0	0	0	0	0	94	0	0	0	0	94
I don't have a job	6	0	0	0	0	0	0	0	0	0	5	0	0	0	0	5
Don't know	8	0	0	0	0	0	0	0	0	0	172	0	0	0	0	172
Refused to answer	9	0	0	0	0	0	0	0	0	0	8	0	0	0	0	8
Not Applicable	IAP	13626	354	7542	353	5907	10334	2817	2765	2812	4009	2023	2044	1974	2538	59098

N. How many are you pretty certain are strongly conservative?

[VAR: ACQWKCON]

<u>RESPONSE</u>	<u>PUNCH</u>	<u>YEAR</u>														
		<u>1972-82</u>	<u>1982B</u>	<u>1983-87</u>	<u>1987B</u>	<u>1988-91</u>	<u>1993-98</u>	<u>2000</u>	<u>2002</u>	<u>2004</u>	<u>2006</u>	<u>2008</u>	<u>2010</u>	<u>2012</u>	<u>2014</u>	<u>ALL</u>
0	1	0	0	0	0	0	0	0	0	0	61	0	0	0	0	61
1	2	0	0	0	0	0	0	0	0	0	20	0	0	0	0	20
2-5	3	0	0	0	0	0	0	0	0	0	93	0	0	0	0	93
6-10	4	0	0	0	0	0	0	0	0	0	36	0	0	0	0	36
More than 10	5	0	0	0	0	0	0	0	0	0	121	0	0	0	0	121
I don't have a job	6	0	0	0	0	0	0	0	0	0	5	0	0	0	0	5
Don't know	8	0	0	0	0	0	0	0	0	0	156	0	0	0	0	156
Refused to answer	9	0	0	0	0	0	0	0	0	0	9	0	0	0	0	9
Not Applicable	IAP	13626	354	7542	353	5907	10334	2817	2765	2812	4009	2023	2044	1974	2538	59098

O. How many women that you are **acquainted with** through work are you pretty certain live in a romantic relationship with a man to whom they are not married?

[VAR: ACQWKCOH]

<u>RESPONSE</u>	<u>PUNCH</u>	<u>YEAR</u>														
		<u>1972-82</u>	<u>1982B</u>	<u>1983-87</u>	<u>1987B</u>	<u>1988-91</u>	<u>1993-98</u>	<u>2000</u>	<u>2002</u>	<u>2004</u>	<u>2006</u>	<u>2008</u>	<u>2010</u>	<u>2012</u>	<u>2014</u>	<u>ALL</u>
0	1	0	0	0	0	0	0	0	0	0	156	0	0	0	0	156
1	2	0	0	0	0	0	0	0	0	0	56	0	0	0	0	56
2-5	3	0	0	0	0	0	0	0	0	0	111	0	0	0	0	111
6-10	4	0	0	0	0	0	0	0	0	0	26	0	0	0	0	26
More than 10	5	0	0	0	0	0	0	0	0	0	29	0	0	0	0	29
I don't have a job	6	0	0	0	0	0	0	0	0	0	4	0	0	0	0	4
Don't know	8	0	0	0	0	0	0	0	0	0	110	0	0	0	0	110
Refused to answer	9	0	0	0	0	0	0	0	0	0	9	0	0	0	0	9
Not Applicable	IAP	13626	354	7542	353	5907	10334	2817	2765	2812	4009	2023	2044	1974	2538	59098

1191. Next, we are going to ask about people that you are **acquainted with through schools, clubs, associations, or places of worship.**

A. How many of the people you are **acquainted with** through schools, clubs, associations, or places of worship are named Mark?

[VAR: ACQVAMRK]

RESPONSE	PUNCH	YEAR														
		<u>1972-82</u>	<u>1982B</u>	<u>1983-87</u>	<u>1987B</u>	<u>1988-91</u>	<u>1993-98</u>	<u>2000</u>	<u>2002</u>	<u>2004</u>	<u>2006</u>	<u>2008</u>	<u>2010</u>	<u>2012</u>	<u>2014</u>	<u>ALL</u>
0	1	0	0	0	0	0	0	0	0	0	301	0	0	0	0	301
1	2	0	0	0	0	0	0	0	0	0	90	0	0	0	0	90
2-5	3	0	0	0	0	0	0	0	0	0	89	0	0	0	0	89
6-10	4	0	0	0	0	0	0	0	0	0	5	0	0	0	0	5
More than 10	5	0	0	0	0	0	0	0	0	0	6	0	0	0	0	6
Don't know	8	0	0	0	0	0	0	0	0	0	24	0	0	0	0	24
Refused to answer	9	0	0	0	0	0	0	0	0	0	8	0	0	0	0	8
Not Applicable	IAP	13626	354	7542	353	5907	10334	2817	2765	2812	3987	2023	2044	1974	2538	59076

B. How many of the people you are **acquainted with** through schools, clubs, associations, or places of worship are named Linda?

[VAR: ACQVALIN]

RESPONSE	PUNCH	YEAR														
		<u>1972-82</u>	<u>1982B</u>	<u>1983-87</u>	<u>1987B</u>	<u>1988-91</u>	<u>1993-98</u>	<u>2000</u>	<u>2002</u>	<u>2004</u>	<u>2006</u>	<u>2008</u>	<u>2010</u>	<u>2012</u>	<u>2014</u>	<u>ALL</u>
0	1	0	0	0	0	0	0	0	0	0	283	0	0	0	0	283
1	2	0	0	0	0	0	0	0	0	0	103	0	0	0	0	103
2-5	3	0	0	0	0	0	0	0	0	0	96	0	0	0	0	96
6-10	4	0	0	0	0	0	0	0	0	0	8	0	0	0	0	8
More than 10	5	0	0	0	0	0	0	0	0	0	5	0	0	0	0	5
Don't know	8	0	0	0	0	0	0	0	0	0	20	0	0	0	0	20
Refused to answer	9	0	0	0	0	0	0	0	0	0	8	0	0	0	0	8
Not Applicable	IAP	13626	354	7542	353	5907	10334	2817	2765	2812	3987	2023	2044	1974	2538	59076

C. How many are you pretty certain are currently unemployed?

[VAR: ACQVAUNE]

<u>RESPONSE</u>	<u>PUNCH</u>	<u>YEAR</u>														
		<u>1972-82</u>	<u>1982B</u>	<u>1983-87</u>	<u>1987B</u>	<u>1988-91</u>	<u>1993-98</u>	<u>2000</u>	<u>2002</u>	<u>2004</u>	<u>2006</u>	<u>2008</u>	<u>2010</u>	<u>2012</u>	<u>2014</u>	<u>ALL</u>
0	1	0	0	0	0	0	0	0	0	0	250	0	0	0	0	250
1	2	0	0	0	0	0	0	0	0	0	39	0	0	0	0	39
2-5	3	0	0	0	0	0	0	0	0	0	77	0	0	0	0	77
6-10	4	0	0	0	0	0	0	0	0	0	16	0	0	0	0	16
More than 10	5	0	0	0	0	0	0	0	0	0	32	0	0	0	0	32
Don't know	8	0	0	0	0	0	0	0	0	0	100	0	0	0	0	100
Refused to answer	9	0	0	0	0	0	0	0	0	0	9	0	0	0	0	9
Not Applicable	IAP	13626	354	7542	353	5907	10334	2817	2765	2812	3987	2023	2044	1974	2538	59076

D. How many are you pretty certain own a second home?

[VAR: ACQVAHME]

<u>RESPONSE</u>	<u>PUNCH</u>	<u>YEAR</u>														
		<u>1972-82</u>	<u>1982B</u>	<u>1983-87</u>	<u>1987B</u>	<u>1988-91</u>	<u>1993-98</u>	<u>2000</u>	<u>2002</u>	<u>2004</u>	<u>2006</u>	<u>2008</u>	<u>2010</u>	<u>2012</u>	<u>2014</u>	<u>ALL</u>
0	1	0	0	0	0	0	0	0	0	0	270	0	0	0	0	270
1	2	0	0	0	0	0	0	0	0	0	41	0	0	0	0	41
2-5	3	0	0	0	0	0	0	0	0	0	68	0	0	0	0	68
6-10	4	0	0	0	0	0	0	0	0	0	17	0	0	0	0	17
More than 10	5	0	0	0	0	0	0	0	0	0	21	0	0	0	0	21
Don't know	8	0	0	0	0	0	0	0	0	0	98	0	0	0	0	98
Refused to answer	9	0	0	0	0	0	0	0	0	0	8	0	0	0	0	8
Not Applicable	IAP	13626	354	7542	353	5907	10334	2817	2765	2812	3987	2023	2044	1974	2538	59076

E. How many are you pretty certain are currently in state or federal prison?

[VAR: ACQVAPRI]

<u>RESPONSE</u>	<u>PUNCH</u>	<u>YEAR</u>														
		<u>1972-82</u>	<u>1982B</u>	<u>1983-87</u>	<u>1987B</u>	<u>1988-91</u>	<u>1993-98</u>	<u>2000</u>	<u>2002</u>	<u>2004</u>	<u>2006</u>	<u>2008</u>	<u>2010</u>	<u>2012</u>	<u>2014</u>	<u>ALL</u>
0	1	0	0	0	0	0	0	0	0	0	413	0	0	0	0	413
1	2	0	0	0	0	0	0	0	0	0	25	0	0	0	0	25
2-5	3	0	0	0	0	0	0	0	0	0	17	0	0	0	0	17
6-10	4	0	0	0	0	0	0	0	0	0	3	0	0	0	0	3
More than 10	5	0	0	0	0	0	0	0	0	0	4	0	0	0	0	4
Don't know	8	0	0	0	0	0	0	0	0	0	53	0	0	0	0	53
Refused to answer	9	0	0	0	0	0	0	0	0	0	8	0	0	0	0	8
Not Applicable	IAP	13626	354	7542	353	5907	10334	2817	2765	2812	3987	2023	2044	1974	2538	59076

F. How many are Asian or Asian-American?

[VAR: ACQVAASN]

<u>RESPONSE</u>	<u>PUNCH</u>	<u>YEAR</u>														
		<u>1972-82</u>	<u>1982B</u>	<u>1983-87</u>	<u>1987B</u>	<u>1988-91</u>	<u>1993-98</u>	<u>2000</u>	<u>2002</u>	<u>2004</u>	<u>2006</u>	<u>2008</u>	<u>2010</u>	<u>2012</u>	<u>2014</u>	<u>ALL</u>
0	1	0	0	0	0	0	0	0	0	0	292	0	0	0	0	292
1	2	0	0	0	0	0	0	0	0	0	42	0	0	0	0	42
2-5	3	0	0	0	0	0	0	0	0	0	105	0	0	0	0	105
6-10	4	0	0	0	0	0	0	0	0	0	15	0	0	0	0	15
More than 10	5	0	0	0	0	0	0	0	0	0	27	0	0	0	0	27
Don't know	8	0	0	0	0	0	0	0	0	0	34	0	0	0	0	34
Refused to answer	9	0	0	0	0	0	0	0	0	0	8	0	0	0	0	8
Not Applicable	IAP	13626	354	7542	353	5907	10334	2817	2765	2812	3987	2023	2044	1974	2538	59076

G. How many are Black or African-American?

[VAR: ACQVABLK]

<u>RESPONSE</u>	<u>PUNCH</u>	<u>YEAR</u>														
		<u>1972-82</u>	<u>1982B</u>	<u>1983-87</u>	<u>1987B</u>	<u>1988-91</u>	<u>1993-98</u>	<u>2000</u>	<u>2002</u>	<u>2004</u>	<u>2006</u>	<u>2008</u>	<u>2010</u>	<u>2012</u>	<u>2014</u>	<u>ALL</u>
0	1	0	0	0	0	0	0	0	0	0	199	0	0	0	0	199
1	2	0	0	0	0	0	0	0	0	0	38	0	0	0	0	38
2-5	3	0	0	0	0	0	0	0	0	0	113	0	0	0	0	113
6-10	4	0	0	0	0	0	0	0	0	0	40	0	0	0	0	40
More than 10	5	0	0	0	0	0	0	0	0	0	99	0	0	0	0	99
Don't know	8	0	0	0	0	0	0	0	0	0	26	0	0	0	0	26
Refused to answer	9	0	0	0	0	0	0	0	0	0	8	0	0	0	0	8
Not Applicable	IAP	13626	354	7542	353	5907	10334	2817	2765	2812	3987	2023	2044	1974	2538	59076

H. How many are Hispanic?

[VAR: ACQVAHSP]

<u>RESPONSE</u>	<u>PUNCH</u>	<u>YEAR</u>														
		<u>1972-82</u>	<u>1982B</u>	<u>1983-87</u>	<u>1987B</u>	<u>1988-91</u>	<u>1993-98</u>	<u>2000</u>	<u>2002</u>	<u>2004</u>	<u>2006</u>	<u>2008</u>	<u>2010</u>	<u>2012</u>	<u>2014</u>	<u>ALL</u>
0	1	0	0	0	0	0	0	0	0	0	242	0	0	0	0	242
1	2	0	0	0	0	0	0	0	0	0	31	0	0	0	0	31
2-5	3	0	0	0	0	0	0	0	0	0	124	0	0	0	0	124
6-10	4	0	0	0	0	0	0	0	0	0	35	0	0	0	0	35
More than 10	5	0	0	0	0	0	0	0	0	0	56	0	0	0	0	56
Don't know	8	0	0	0	0	0	0	0	0	0	27	0	0	0	0	27
Refused to answer	9	0	0	0	0	0	0	0	0	0	8	0	0	0	0	8
Not Applicable	IAP	13626	354	7542	353	5907	10334	2817	2765	2812	3987	2023	2044	1974	2538	59076

I. How many are white?

[VAR: ACQVAWHT]

<u>RESPONSE</u>	<u>PUNCH</u>	<u>YEAR</u>														
		<u>1972-82</u>	<u>1982B</u>	<u>1983-87</u>	<u>1987B</u>	<u>1988-91</u>	<u>1993-98</u>	<u>2000</u>	<u>2002</u>	<u>2004</u>	<u>2006</u>	<u>2008</u>	<u>2010</u>	<u>2012</u>	<u>2014</u>	<u>ALL</u>
0	1	0	0	0	0	0	0	0	0	0	67	0	0	0	0	67
1	2	0	0	0	0	0	0	0	0	0	15	0	0	0	0	15
2-5	3	0	0	0	0	0	0	0	0	0	43	0	0	0	0	43
6-10	4	0	0	0	0	0	0	0	0	0	41	0	0	0	0	41
More than 10	5	0	0	0	0	0	0	0	0	0	320	0	0	0	0	320
Don't know	8	0	0	0	0	0	0	0	0	0	28	0	0	0	0	28
Refused to answer	9	0	0	0	0	0	0	0	0	0	9	0	0	0	0	9
Not Applicable	IAP	13626	354	7542	353	5907	10334	2817	2765	2812	3987	2023	2044	1974	2538	59076

J. How many are you pretty certain are gay men or women?

[VAR: ACQVAGAY]

<u>RESPONSE</u>	<u>PUNCH</u>	<u>YEAR</u>														
		<u>1972-82</u>	<u>1982B</u>	<u>1983-87</u>	<u>1987B</u>	<u>1988-91</u>	<u>1993-98</u>	<u>2000</u>	<u>2002</u>	<u>2004</u>	<u>2006</u>	<u>2008</u>	<u>2010</u>	<u>2012</u>	<u>2014</u>	<u>ALL</u>
0	1	0	0	0	0	0	0	0	0	0	273	0	0	0	0	273
1	2	0	0	0	0	0	0	0	0	0	43	0	0	0	0	43
2-5	3	0	0	0	0	0	0	0	0	0	95	0	0	0	0	95
6-10	4	0	0	0	0	0	0	0	0	0	11	0	0	0	0	11
More than 10	5	0	0	0	0	0	0	0	0	0	15	0	0	0	0	15
Don't know	8	0	0	0	0	0	0	0	0	0	77	0	0	0	0	77
Refused to answer	9	0	0	0	0	0	0	0	0	0	9	0	0	0	0	9
Not Applicable	IAP	13626	354	7542	353	5907	10334	2817	2765	2812	3987	2023	2044	1974	2538	59076

K. How many are you pretty certain attend religious services on a regular basis?

[VAR: ACQVAGO]

<u>RESPONSE</u>	<u>PUNCH</u>	<u>YEAR</u>														
		<u>1972-82</u>	<u>1982B</u>	<u>1983-87</u>	<u>1987B</u>	<u>1988-91</u>	<u>1993-98</u>	<u>2000</u>	<u>2002</u>	<u>2004</u>	<u>2006</u>	<u>2008</u>	<u>2010</u>	<u>2012</u>	<u>2014</u>	<u>ALL</u>
0	1	0	0	0	0	0	0	0	0	0	80	0	0	0	0	80
1	2	0	0	0	0	0	0	0	0	0	27	0	0	0	0	27
2-5	3	0	0	0	0	0	0	0	0	0	74	0	0	0	0	74
6-10	4	0	0	0	0	0	0	0	0	0	43	0	0	0	0	43
More than 10	5	0	0	0	0	0	0	0	0	0	181	0	0	0	0	181
Don't know	8	0	0	0	0	0	0	0	0	0	110	0	0	0	0	110
Refused to answer	9	0	0	0	0	0	0	0	0	0	8	0	0	0	0	8
Not Applicable	IAP	13626	354	7542	353	5907	10334	2817	2765	2812	3987	2023	2044	1974	2538	59076

L. How many are you pretty certain attend religious services rarely or never?

[VAR: ACQVANO]

<u>RESPONSE</u>	<u>PUNCH</u>	<u>YEAR</u>														
		<u>1972-82</u>	<u>1982B</u>	<u>1983-87</u>	<u>1987B</u>	<u>1988-91</u>	<u>1993-98</u>	<u>2000</u>	<u>2002</u>	<u>2004</u>	<u>2006</u>	<u>2008</u>	<u>2010</u>	<u>2012</u>	<u>2014</u>	<u>ALL</u>
0	1	0	0	0	0	0	0	0	0	0	114	0	0	0	0	114
1	2	0	0	0	0	0	0	0	0	0	13	0	0	0	0	13
2-5	3	0	0	0	0	0	0	0	0	0	79	0	0	0	0	79
6-10	4	0	0	0	0	0	0	0	0	0	37	0	0	0	0	37
More than 10	5	0	0	0	0	0	0	0	0	0	135	0	0	0	0	135
Don't know	8	0	0	0	0	0	0	0	0	0	135	0	0	0	0	135
Refused to answer	9	0	0	0	0	0	0	0	0	0	10	0	0	0	0	10
Not Applicable	IAP	13626	354	7542	353	5907	10334	2817	2765	2812	3987	2023	2044	1974	2538	59076

M. How many are you pretty certain are strongly liberal?

[VAR: ACQVALIB]

<u>RESPONSE</u>	<u>PUNCH</u>	<u>YEAR</u>														
		<u>1972-82</u>	<u>1982B</u>	<u>1983-87</u>	<u>1987B</u>	<u>1988-91</u>	<u>1993-98</u>	<u>2000</u>	<u>2002</u>	<u>2004</u>	<u>2006</u>	<u>2008</u>	<u>2010</u>	<u>2012</u>	<u>2014</u>	<u>ALL</u>
0	1	0	0	0	0	0	0	0	0	0	110	0	0	0	0	110
1	2	0	0	0	0	0	0	0	0	0	24	0	0	0	0	24
2-5	3	0	0	0	0	0	0	0	0	0	91	0	0	0	0	91
6-10	4	0	0	0	0	0	0	0	0	0	35	0	0	0	0	35
More than 10	5	0	0	0	0	0	0	0	0	0	91	0	0	0	0	91
Don't know	8	0	0	0	0	0	0	0	0	0	164	0	0	0	0	164
Refused to answer	9	0	0	0	0	0	0	0	0	0	8	0	0	0	0	8
Not Applicable	IAP	13626	354	7542	353	5907	10334	2817	2765	2812	3987	2023	2044	1974	2538	59076

N. How many are you pretty certain are strongly conservative?

[VAR: ACQVACON]

<u>RESPONSE</u>	<u>PUNCH</u>	<u>YEAR</u>														
		<u>1972-82</u>	<u>1982B</u>	<u>1983-87</u>	<u>1987B</u>	<u>1988-91</u>	<u>1993-98</u>	<u>2000</u>	<u>2002</u>	<u>2004</u>	<u>2006</u>	<u>2008</u>	<u>2010</u>	<u>2012</u>	<u>2014</u>	<u>ALL</u>
0	1	0	0	0	0	0	0	0	0	0	101	0	0	0	0	101
1	2	0	0	0	0	0	0	0	0	0	16	0	0	0	0	16
2-5	3	0	0	0	0	0	0	0	0	0	82	0	0	0	0	82
6-10	4	0	0	0	0	0	0	0	0	0	46	0	0	0	0	46
More than 10	5	0	0	0	0	0	0	0	0	0	110	0	0	0	0	110
Don't know	8	0	0	0	0	0	0	0	0	0	160	0	0	0	0	160
Refused to answer	9	0	0	0	0	0	0	0	0	0	8	0	0	0	0	8
Not Applicable	IAP	13626	354	7542	353	5907	10334	2817	2765	2812	3987	2023	2044	1974	2538	59076

- O. How many women that you are **acquainted with** through schools, clubs, associations, or places of worship are you pretty certain live in a romantic relationship with a man to whom they are not married?

[VAR: ACQVACOH]

RESPONSE	PUNCH	YEAR														
		<u>1972-82</u>	<u>1982B</u>	<u>1983-87</u>	<u>1987B</u>	<u>1988-91</u>	<u>1993-98</u>	<u>2000</u>	<u>2002</u>	<u>2004</u>	<u>2006</u>	<u>2008</u>	<u>2010</u>	<u>2012</u>	<u>2014</u>	<u>ALL</u>
0	1	0	0	0	0	0	0	0	0	0	211	0	0	0	0	211
1	2	0	0	0	0	0	0	0	0	0	46	0	0	0	0	46
2-5	3	0	0	0	0	0	0	0	0	0	92	0	0	0	0	92
6-10	4	0	0	0	0	0	0	0	0	0	21	0	0	0	0	21
More than 10	5	0	0	0	0	0	0	0	0	0	36	0	0	0	0	36
Don't know	8	0	0	0	0	0	0	0	0	0	108	0	0	0	0	108
Refused to answer	9	0	0	0	0	0	0	0	0	0	9	0	0	0	0	9
Not Applicable	IAP	13626	354	7542	353	5907	10334	2817	2765	2812	3987	2023	2044	1974	2538	59076

1192. Now thinking about all the people you are acquainted with:

- A. How many of do you think are Republicans? Would you say...

[VAR: ACQREPS]

RESPONSE	PUNCH	YEAR														
		<u>1972-82</u>	<u>1982B</u>	<u>1983-87</u>	<u>1987B</u>	<u>1988-91</u>	<u>1993-98</u>	<u>2000</u>	<u>2002</u>	<u>2004</u>	<u>2006</u>	<u>2008</u>	<u>2010</u>	<u>2012</u>	<u>2014</u>	<u>ALL</u>
Almost all	1	0	0	0	0	0	0	0	0	0	71	0	0	0	0	71
Most	2	0	0	0	0	0	0	0	0	0	166	0	0	0	0	166
About half	3	0	0	0	0	0	0	0	0	0	498	0	0	0	0	498
A few	4	0	0	0	0	0	0	0	0	0	329	0	0	0	0	329
None	5	0	0	0	0	0	0	0	0	0	75	0	0	0	0	75
Don't Know	8	0	0	0	0	0	0	0	0	0	211	0	0	0	0	211
Refused	9	0	0	0	0	0	0	0	0	0	21	0	0	0	0	21
Not Applicable	IAP	13626	354	7542	353	5907	10334	2817	2765	2812	3139	2023	2044	1974	2538	58228

B. How many of do you think are Democrats? Would you say...

[VAR: ACQDEMS]

<u>RESPONSE</u>	<u>PUNCH</u>	<u>YEAR</u>														
		<u>1972-82</u>	<u>1982B</u>	<u>1983-87</u>	<u>1987B</u>	<u>1988-91</u>	<u>1993-98</u>	<u>2000</u>	<u>2002</u>	<u>2004</u>	<u>2006</u>	<u>2008</u>	<u>2010</u>	<u>2012</u>	<u>2014</u>	<u>ALL</u>
Almost all	1	0	0	0	0	0	0	0	0	0	106	0	0	0	0	106
Most	2	0	0	0	0	0	0	0	0	0	165	0	0	0	0	165
About half	3	0	0	0	0	0	0	0	0	0	555	0	0	0	0	555
A few	4	0	0	0	0	0	0	0	0	0	292	0	0	0	0	292
None	5	0	0	0	0	0	0	0	0	0	29	0	0	0	0	29
Don't Know	8	0	0	0	0	0	0	0	0	0	204	0	0	0	0	204
Refused	9	0	0	0	0	0	0	0	0	0	20	0	0	0	0	20
Not Applicable	IAP	13626	354	7542	353	5907	10334	2817	2765	2812	3139	2023	2044	1974	2538	58228

C. How many do you think attend religious services regularly? Would you say...

[VAR: ACQATTND]

<u>RESPONSE</u>	<u>PUNCH</u>	<u>YEAR</u>														
		<u>1972-82</u>	<u>1982B</u>	<u>1983-87</u>	<u>1987B</u>	<u>1988-91</u>	<u>1993-98</u>	<u>2000</u>	<u>2002</u>	<u>2004</u>	<u>2006</u>	<u>2008</u>	<u>2010</u>	<u>2012</u>	<u>2014</u>	<u>ALL</u>
Almost all	1	0	0	0	0	0	0	0	0	0	90	0	0	0	0	90
Most	2	0	0	0	0	0	0	0	0	0	242	0	0	0	0	242
About half	3	0	0	0	0	0	0	0	0	0	429	0	0	0	0	429
A few	4	0	0	0	0	0	0	0	0	0	383	0	0	0	0	383
None	5	0	0	0	0	0	0	0	0	0	36	0	0	0	0	36
Don't Know	8	0	0	0	0	0	0	0	0	0	171	0	0	0	0	171
Refused	9	0	0	0	0	0	0	0	0	0	20	0	0	0	0	20
Not Applicable	IAP	13626	354	7542	353	5907	10334	2817	2765	2812	3139	2023	2044	1974	2538	58228

1193. Are the people that you are acquainted with...

[VAR: ACQMYRAC]

RESPONSE	PUNCH	YEAR														
		1972-82	1982B	1983-87	1987B	1988-91	1993-98	2000	2002	2004	2006	2008	2010	2012	2014	ALL
Almost all the same race as you	1	0	0	0	0	0	0	0	0	0	447	0	0	0	0	447
Mostly the same race as you	2	0	0	0	0	0	0	0	0	0	530	0	0	0	0	530
About evenly divided between the same race as you and other races	3	0	0	0	0	0	0	0	0	0	270	0	0	0	0	270
Mostly a different race than you	4	0	0	0	0	0	0	0	0	0	57	0	0	0	0	57
Almost all a different race than you	5	0	0	0	0	0	0	0	0	0	18	0	0	0	0	18
Don't know	8	0	0	0	0	0	0	0	0	0	29	0	0	0	0	29
Refused	9	0	0	0	0	0	0	0	0	0	20	0	0	0	0	20
Not Applicable	IAP	13626	354	7542	353	5907	10334	2817	2765	2812	3139	2023	2044	1974	2538	58228

1194. Now I'm going to ask you some questions about people that you **trust**, for example good friends, people you discuss important matters with, or trust for advice, or trust with money. Some of these questions may seem unusual but they are an important way to help us understand more about social networks in America. Please answer the questions as best you can.

A. How many of the people that you **trust** are named Kevin?

[VAR: TRTKEVIN]

RESPONSE	PUNCH	YEAR														
		1972-82	1982B	1983-87	1987B	1988-91	1993-98	2000	2002	2004	2006	2008	2010	2012	2014	ALL
0	1	0	0	0	0	0	0	0	0	0	439	0	0	0	0	439
1	2	0	0	0	0	0	0	0	0	0	162	0	0	0	0	162
1-5	3	0	0	0	0	0	0	0	0	0	53	0	0	0	0	53
6-10	4	0	0	0	0	0	0	0	0	0	0	0	0	0	0	0
More than 10	5	0	0	0	0	0	0	0	0	0	0	0	0	0	0	0
Don't know	8	0	0	0	0	0	0	0	0	0	20	0	0	0	0	20
Refused to answer	9	0	0	0	0	0	0	0	0	0	15	0	0	0	0	15
Not Applicable	IAP	13626	354	7542	353	5907	10334	2817	2765	2812	3821	2023	2044	1974	2538	58910

B. How many are named Karen?

[VAR: TRTKAREN]

<u>RESPONSE</u>	<u>PUNCH</u>	<u>YEAR</u>														
		<u>1972-82</u>	<u>1982B</u>	<u>1983-87</u>	<u>1987B</u>	<u>1988-91</u>	<u>1993-98</u>	<u>2000</u>	<u>2002</u>	<u>2004</u>	<u>2006</u>	<u>2008</u>	<u>2010</u>	<u>2012</u>	<u>2014</u>	<u>ALL</u>
0	1	0	0	0	0	0	0	0	0	0	384	0	0	0	0	384
1	2	0	0	0	0	0	0	0	0	0	193	0	0	0	0	193
1-5	3	0	0	0	0	0	0	0	0	0	72	0	0	0	0	72
6-10	4	0	0	0	0	0	0	0	0	0	4	0	0	0	0	4
More than 10	5	0	0	0	0	0	0	0	0	0	1	0	0	0	0	1
Don't know	8	0	0	0	0	0	0	0	0	0	20	0	0	0	0	20
Refused to answer	9	0	0	0	0	0	0	0	0	0	15	0	0	0	0	15
Not Applicable	IAP	13626	354	7542	353	5907	10334	2817	2765	2812	3821	2023	2044	1974	2538	58910

C. How many are named Shawn?

[VAR: TRTSHAWN]

<u>RESPONSE</u>	<u>PUNCH</u>	<u>YEAR</u>														
		<u>1972-82</u>	<u>1982B</u>	<u>1983-87</u>	<u>1987B</u>	<u>1988-91</u>	<u>1993-98</u>	<u>2000</u>	<u>2002</u>	<u>2004</u>	<u>2006</u>	<u>2008</u>	<u>2010</u>	<u>2012</u>	<u>2014</u>	<u>ALL</u>
0	1	0	0	0	0	0	0	0	0	0	468	0	0	0	0	468
1	2	0	0	0	0	0	0	0	0	0	148	0	0	0	0	148
1-5	3	0	0	0	0	0	0	0	0	0	41	0	0	0	0	41
6-10	4	0	0	0	0	0	0	0	0	0	0	0	0	0	0	0
More than 10	5	0	0	0	0	0	0	0	0	0	1	0	0	0	0	1
Don't know	8	0	0	0	0	0	0	0	0	0	16	0	0	0	0	16
Refused to answer	9	0	0	0	0	0	0	0	0	0	15	0	0	0	0	15
Not Applicable	IAP	13626	354	7542	353	5907	10334	2817	2765	2812	3821	2023	2044	1974	2538	58910

D. How many are named Brenda?

[VAR: TRTBRNDA]

<u>RESPONSE</u>	<u>PUNCH</u>	<u>YEAR</u>														
		<u>1972-82</u>	<u>1982B</u>	<u>1983-87</u>	<u>1987B</u>	<u>1988-91</u>	<u>1993-98</u>	<u>2000</u>	<u>2002</u>	<u>2004</u>	<u>2006</u>	<u>2008</u>	<u>2010</u>	<u>2012</u>	<u>2014</u>	<u>ALL</u>
0	1	0	0	0	0	0	0	0	0	0	472	0	0	0	0	472
1	2	0	0	0	0	0	0	0	0	0	126	0	0	0	0	126
1-5	3	0	0	0	0	0	0	0	0	0	53	0	0	0	0	53
6-10	4	0	0	0	0	0	0	0	0	0	4	0	0	0	0	4
More than 10	5	0	0	0	0	0	0	0	0	0	0	0	0	0	0	0
Don't know	8	0	0	0	0	0	0	0	0	0	19	0	0	0	0	19
Refused to answer	9	0	0	0	0	0	0	0	0	0	15	0	0	0	0	15
Not Applicable	IAP	13626	354	7542	353	5907	10334	2817	2765	2812	3821	2023	2044	1974	2538	58910

E. How many are named Keith?

[VAR: TRTKEITH]

<u>RESPONSE</u>	<u>PUNCH</u>	<u>YEAR</u>														
		<u>1972-82</u>	<u>1982B</u>	<u>1983-87</u>	<u>1987B</u>	<u>1988-91</u>	<u>1993-98</u>	<u>2000</u>	<u>2002</u>	<u>2004</u>	<u>2006</u>	<u>2008</u>	<u>2010</u>	<u>2012</u>	<u>2014</u>	<u>ALL</u>
0	1	0	0	0	0	0	0	0	0	0	469	0	0	0	0	469
1	2	0	0	0	0	0	0	0	0	0	141	0	0	0	0	141
1-5	3	0	0	0	0	0	0	0	0	0	43	0	0	0	0	43
6-10	4	0	0	0	0	0	0	0	0	0	3	0	0	0	0	3
More than 10	5	0	0	0	0	0	0	0	0	0	0	0	0	0	0	0
Don't know	8	0	0	0	0	0	0	0	0	0	18	0	0	0	0	18
Refused to answer	9	0	0	0	0	0	0	0	0	0	15	0	0	0	0	15
Not Applicable	IAP	13626	354	7542	353	5907	10334	2817	2765	2812	3821	2023	2044	1974	2538	58910

F. How many are named Rachel?

[VAR: TRTRACHL]

<u>RESPONSE</u>	<u>PUNCH</u>	<u>YEAR</u>														
		<u>1972-82</u>	<u>1982B</u>	<u>1983-87</u>	<u>1987B</u>	<u>1988-91</u>	<u>1993-98</u>	<u>2000</u>	<u>2002</u>	<u>2004</u>	<u>2006</u>	<u>2008</u>	<u>2010</u>	<u>2012</u>	<u>2014</u>	<u>ALL</u>
0	1	0	0	0	0	0	0	0	0	0	497	0	0	0	0	497
1	2	0	0	0	0	0	0	0	0	0	117	0	0	0	0	117
1-5	3	0	0	0	0	0	0	0	0	0	40	0	0	0	0	40
6-10	4	0	0	0	0	0	0	0	0	0	1	0	0	0	0	1
More than 10	5	0	0	0	0	0	0	0	0	0	1	0	0	0	0	1
Don't know	8	0	0	0	0	0	0	0	0	0	18	0	0	0	0	18
Refused to answer	9	0	0	0	0	0	0	0	0	0	15	0	0	0	0	15
Not Applicable	IAP	13626	354	7542	353	5907	10334	2817	2765	2812	3821	2023	2044	1974	2538	58910

G. How many are named Mark?

[VAR: TRTMARK]

<u>RESPONSE</u>	<u>PUNCH</u>	<u>YEAR</u>														
		<u>1972-82</u>	<u>1982B</u>	<u>1983-87</u>	<u>1987B</u>	<u>1988-91</u>	<u>1993-98</u>	<u>2000</u>	<u>2002</u>	<u>2004</u>	<u>2006</u>	<u>2008</u>	<u>2010</u>	<u>2012</u>	<u>2014</u>	<u>ALL</u>
0	1	0	0	0	0	0	0	0	0	0	366	0	0	0	0	366
1	2	0	0	0	0	0	0	0	0	0	171	0	0	0	0	171
1-5	3	0	0	0	0	0	0	0	0	0	114	0	0	0	0	114
6-10	4	0	0	0	0	0	0	0	0	0	5	0	0	0	0	5
More than 10	5	0	0	0	0	0	0	0	0	0	1	0	0	0	0	1
Don't know	8	0	0	0	0	0	0	0	0	0	17	0	0	0	0	17
Refused to answer	9	0	0	0	0	0	0	0	0	0	15	0	0	0	0	15
Not Applicable	IAP	13626	354	7542	353	5907	10334	2817	2765	2812	3821	2023	2044	1974	2538	58910

H. How many are named Linda?

[VAR: TRTLINDA]

<u>RESPONSE</u>	<u>PUNCH</u>	<u>YEAR</u>														
		<u>1972-82</u>	<u>1982B</u>	<u>1983-87</u>	<u>1987B</u>	<u>1988-91</u>	<u>1993-98</u>	<u>2000</u>	<u>2002</u>	<u>2004</u>	<u>2006</u>	<u>2008</u>	<u>2010</u>	<u>2012</u>	<u>2014</u>	<u>ALL</u>
0	1	0	0	0	0	0	0	0	0	0	367	0	0	0	0	367
1	2	0	0	0	0	0	0	0	0	0	176	0	0	0	0	176
1-5	3	0	0	0	0	0	0	0	0	0	105	0	0	0	0	105
6-10	4	0	0	0	0	0	0	0	0	0	7	0	0	0	0	7
More than 10	5	0	0	0	0	0	0	0	0	0	0	0	0	0	0	0
Don't know	8	0	0	0	0	0	0	0	0	0	19	0	0	0	0	19
Refused to answer	9	0	0	0	0	0	0	0	0	0	15	0	0	0	0	15
Not Applicable	IAP	13626	354	7542	353	5907	10334	2817	2765	2812	3821	2023	2044	1974	2538	58910

I. How many are named Jose?

[VAR: TRTJOSE]

<u>RESPONSE</u>	<u>PUNCH</u>	<u>YEAR</u>														
		<u>1972-82</u>	<u>1982B</u>	<u>1983-87</u>	<u>1987B</u>	<u>1988-91</u>	<u>1993-98</u>	<u>2000</u>	<u>2002</u>	<u>2004</u>	<u>2006</u>	<u>2008</u>	<u>2010</u>	<u>2012</u>	<u>2014</u>	<u>ALL</u>
0	1	0	0	0	0	0	0	0	0	0	523	0	0	0	0	523
1	2	0	0	0	0	0	0	0	0	0	97	0	0	0	0	97
1-5	3	0	0	0	0	0	0	0	0	0	33	0	0	0	0	33
6-10	4	0	0	0	0	0	0	0	0	0	3	0	0	0	0	3
More than 10	5	0	0	0	0	0	0	0	0	0	2	0	0	0	0	2
Don't know	8	0	0	0	0	0	0	0	0	0	16	0	0	0	0	16
Refused to answer	9	0	0	0	0	0	0	0	0	0	15	0	0	0	0	15
Not Applicable	IAP	13626	354	7542	353	5907	10334	2817	2765	2812	3821	2023	2044	1974	2538	58910

J. How many are named Maria?

[VAR: TRTMARIA]

<u>RESPONSE</u>	<u>PUNCH</u>	<u>YEAR</u>														
		<u>1972-82</u>	<u>1982B</u>	<u>1983-87</u>	<u>1987B</u>	<u>1988-91</u>	<u>1993-98</u>	<u>2000</u>	<u>2002</u>	<u>2004</u>	<u>2006</u>	<u>2008</u>	<u>2010</u>	<u>2012</u>	<u>2014</u>	<u>ALL</u>
0	1	0	0	0	0	0	0	0	0	0	495	0	0	0	0	495
1	2	0	0	0	0	0	0	0	0	0	111	0	0	0	0	111
1-5	3	0	0	0	0	0	0	0	0	0	44	0	0	0	0	44
6-10	4	0	0	0	0	0	0	0	0	0	3	0	0	0	0	3
More than 10	5	0	0	0	0	0	0	0	0	0	5	0	0	0	0	5
Don't know	8	0	0	0	0	0	0	0	0	0	16	0	0	0	0	16
Refused to answer	9	0	0	0	0	0	0	0	0	0	15	0	0	0	0	15
Not Applicable	IAP	13626	354	7542	353	5907	10334	2817	2765	2812	3821	2023	2044	1974	2538	58910

K. How many people that **you trust** are police officers?

[VAR: TRTCOPS]

<u>RESPONSE</u>	<u>PUNCH</u>	<u>YEAR</u>														
		<u>1972-82</u>	<u>1982B</u>	<u>1983-87</u>	<u>1987B</u>	<u>1988-91</u>	<u>1993-98</u>	<u>2000</u>	<u>2002</u>	<u>2004</u>	<u>2006</u>	<u>2008</u>	<u>2010</u>	<u>2012</u>	<u>2014</u>	<u>ALL</u>
0	1	0	0	0	0	0	0	0	0	0	368	0	0	0	0	368
1	2	0	0	0	0	0	0	0	0	0	112	0	0	0	0	112
1-5	3	0	0	0	0	0	0	0	0	0	141	0	0	0	0	141
6-10	4	0	0	0	0	0	0	0	0	0	16	0	0	0	0	16
More than 10	5	0	0	0	0	0	0	0	0	0	21	0	0	0	0	21
Don't know	8	0	0	0	0	0	0	0	0	0	17	0	0	0	0	17
Refused to answer	9	0	0	0	0	0	0	0	0	0	14	0	0	0	0	14
Not Applicable	IAP	13626	354	7542	353	5907	10334	2817	2765	2812	3821	2023	2044	1974	2538	58910

L. How many are lawyers?

[VAR: TRTLAWS]

<u>RESPONSE</u>	<u>PUNCH</u>	<u>YEAR</u>														
		<u>1972-82</u>	<u>1982B</u>	<u>1983-87</u>	<u>1987B</u>	<u>1988-91</u>	<u>1993-98</u>	<u>2000</u>	<u>2002</u>	<u>2004</u>	<u>2006</u>	<u>2008</u>	<u>2010</u>	<u>2012</u>	<u>2014</u>	<u>ALL</u>
0	1	0	0	0	0	0	0	0	0	0	378	0	0	0	0	378
1	2	0	0	0	0	0	0	0	0	0	134	0	0	0	0	134
1-5	3	0	0	0	0	0	0	0	0	0	126	0	0	0	0	126
6-10	4	0	0	0	0	0	0	0	0	0	13	0	0	0	0	13
More than 10	5	0	0	0	0	0	0	0	0	0	10	0	0	0	0	10
Don't know	8	0	0	0	0	0	0	0	0	0	14	0	0	0	0	14
Refused to answer	9	0	0	0	0	0	0	0	0	0	14	0	0	0	0	14
Not Applicable	IAP	13626	354	7542	353	5907	10334	2817	2765	2812	3821	2023	2044	1974	2538	58910

M. How many are social workers?

[VAR: TRTSOCS]

<u>RESPONSE</u>	<u>PUNCH</u>	<u>YEAR</u>														
		<u>1972-82</u>	<u>1982B</u>	<u>1983-87</u>	<u>1987B</u>	<u>1988-91</u>	<u>1993-98</u>	<u>2000</u>	<u>2002</u>	<u>2004</u>	<u>2006</u>	<u>2008</u>	<u>2010</u>	<u>2012</u>	<u>2014</u>	<u>ALL</u>
0	1	0	0	0	0	0	0	0	0	0	406	0	0	0	0	406
1	2	0	0	0	0	0	0	0	0	0	115	0	0	0	0	115
1-5	3	0	0	0	0	0	0	0	0	0	121	0	0	0	0	121
6-10	4	0	0	0	0	0	0	0	0	0	7	0	0	0	0	7
More than 10	5	0	0	0	0	0	0	0	0	0	10	0	0	0	0	10
Don't know	8	0	0	0	0	0	0	0	0	0	16	0	0	0	0	16
Refused to answer	9	0	0	0	0	0	0	0	0	0	14	0	0	0	0	14
Not Applicable	IAP	13626	354	7542	353	5907	10334	2817	2765	2812	3821	2023	2044	1974	2538	58910

N. How many are janitors or building cleaners?

[VAR: TRTJANS]

<u>RESPONSE</u>	<u>PUNCH</u>	<u>YEAR</u>														
		<u>1972-82</u>	<u>1982B</u>	<u>1983-87</u>	<u>1987B</u>	<u>1988-91</u>	<u>1993-98</u>	<u>2000</u>	<u>2002</u>	<u>2004</u>	<u>2006</u>	<u>2008</u>	<u>2010</u>	<u>2012</u>	<u>2014</u>	<u>ALL</u>
0	1	0	0	0	0	0	0	0	0	0	418	0	0	0	0	418
1	2	0	0	0	0	0	0	0	0	0	117	0	0	0	0	117
1-5	3	0	0	0	0	0	0	0	0	0	106	0	0	0	0	106
6-10	4	0	0	0	0	0	0	0	0	0	12	0	0	0	0	12
More than 10	5	0	0	0	0	0	0	0	0	0	2	0	0	0	0	2
Don't know	8	0	0	0	0	0	0	0	0	0	20	0	0	0	0	20
Refused to answer	9	0	0	0	0	0	0	0	0	0	14	0	0	0	0	14
Not Applicable	IAP	13626	354	7542	353	5907	10334	2817	2765	2812	3821	2023	2044	1974	2538	58910

O. How many are child care workers?

[VAR: TRTCHILD]

<u>RESPONSE</u>	<u>PUNCH</u>	<u>YEAR</u>														
		<u>1972-82</u>	<u>1982B</u>	<u>1983-87</u>	<u>1987B</u>	<u>1988-91</u>	<u>1993-98</u>	<u>2000</u>	<u>2002</u>	<u>2004</u>	<u>2006</u>	<u>2008</u>	<u>2010</u>	<u>2012</u>	<u>2014</u>	<u>ALL</u>
0	1	0	0	0	0	0	0	0	0	0	418	0	0	0	0	418
1	2	0	0	0	0	0	0	0	0	0	90	0	0	0	0	90
1-5	3	0	0	0	0	0	0	0	0	0	121	0	0	0	0	121
6-10	4	0	0	0	0	0	0	0	0	0	11	0	0	0	0	11
More than 10	5	0	0	0	0	0	0	0	0	0	15	0	0	0	0	15
Don't know	8	0	0	0	0	0	0	0	0	0	20	0	0	0	0	20
Refused to answer	9	0	0	0	0	0	0	0	0	0	14	0	0	0	0	14
Not Applicable	IAP	13626	354	7542	353	5907	10334	2817	2765	2812	3821	2023	2044	1974	2538	58910

P. How many are electricians?

[VAR: TRTELECS]

RESPONSE	PUNCH	YEAR														
		<u>1972-82</u>	<u>1982B</u>	<u>1983-87</u>	<u>1987B</u>	<u>1988-91</u>	<u>1993-98</u>	<u>2000</u>	<u>2002</u>	<u>2004</u>	<u>2006</u>	<u>2008</u>	<u>2010</u>	<u>2012</u>	<u>2014</u>	<u>ALL</u>
0	1	0	0	0	0	0	0	0	0	0	363	0	0	0	0	363
1	2	0	0	0	0	0	0	0	0	0	156	0	0	0	0	156
1-5	3	0	0	0	0	0	0	0	0	0	117	0	0	0	0	117
6-10	4	0	0	0	0	0	0	0	0	0	12	0	0	0	0	12
More than 10	5	0	0	0	0	0	0	0	0	0	6	0	0	0	0	6
Don't know	8	0	0	0	0	0	0	0	0	0	21	0	0	0	0	21
Refused to answer	9	0	0	0	0	0	0	0	0	0	14	0	0	0	0	14
Not Applicable	IAP	13626	354	7542	353	5907	10334	2817	2765	2812	3821	2023	2044	1974	2538	58910

Q. How many of the people **that you trust** are currently serving in the armed forces?

[VAR: TRTMILS]

RESPONSE	PUNCH	YEAR														
		<u>1972-82</u>	<u>1982B</u>	<u>1983-87</u>	<u>1987B</u>	<u>1988-91</u>	<u>1993-98</u>	<u>2000</u>	<u>2002</u>	<u>2004</u>	<u>2006</u>	<u>2008</u>	<u>2010</u>	<u>2012</u>	<u>2014</u>	<u>ALL</u>
0	1	0	0	0	0	0	0	0	0	0	404	0	0	0	0	404
1	2	0	0	0	0	0	0	0	0	0	89	0	0	0	0	89
1-5	3	0	0	0	0	0	0	0	0	0	130	0	0	0	0	130
6-10	4	0	0	0	0	0	0	0	0	0	16	0	0	0	0	16
More than 10	5	0	0	0	0	0	0	0	0	0	20	0	0	0	0	20
Don't know	8	0	0	0	0	0	0	0	0	0	16	0	0	0	0	16
Refused to answer	9	0	0	0	0	0	0	0	0	0	14	0	0	0	0	14
Not Applicable	IAP	13626	354	7542	353	5907	10334	2817	2765	2812	3821	2023	2044	1974	2538	58910

R. How many of the people that you **trust** are you pretty certain are currently unemployed?

[VAR: TRTUNEMP]

<u>RESPONSE</u>	<u>PUNCH</u>	<u>YEAR</u>														
		<u>1972-82</u>	<u>1982B</u>	<u>1983-87</u>	<u>1987B</u>	<u>1988-91</u>	<u>1993-98</u>	<u>2000</u>	<u>2002</u>	<u>2004</u>	<u>2006</u>	<u>2008</u>	<u>2010</u>	<u>2012</u>	<u>2014</u>	<u>ALL</u>
0	1	0	0	0	0	0	0	0	0	0	378	0	0	0	0	378
1	2	0	0	0	0	0	0	0	0	0	107	0	0	0	0	107
1-5	3	0	0	0	0	0	0	0	0	0	105	0	0	0	0	105
6-10	4	0	0	0	0	0	0	0	0	0	16	0	0	0	0	16
More than 10	5	0	0	0	0	0	0	0	0	0	19	0	0	0	0	19
Don't know	8	0	0	0	0	0	0	0	0	0	49	0	0	0	0	49
Refused to answer	9	0	0	0	0	0	0	0	0	0	15	0	0	0	0	15
Not Applicable	IAP	13626	354	7542	353	5907	10334	2817	2765	2812	3821	2023	2044	1974	2538	58910

S. How many are you pretty certain own a second home?

[VAR: TRTHOME]

<u>RESPONSE</u>	<u>PUNCH</u>	<u>YEAR</u>														
		<u>1972-82</u>	<u>1982B</u>	<u>1983-87</u>	<u>1987B</u>	<u>1988-91</u>	<u>1993-98</u>	<u>2000</u>	<u>2002</u>	<u>2004</u>	<u>2006</u>	<u>2008</u>	<u>2010</u>	<u>2012</u>	<u>2014</u>	<u>ALL</u>
0	1	0	0	0	0	0	0	0	0	0	353	0	0	0	0	353
1	2	0	0	0	0	0	0	0	0	0	114	0	0	0	0	114
1-5	3	0	0	0	0	0	0	0	0	0	140	0	0	0	0	140
6-10	4	0	0	0	0	0	0	0	0	0	16	0	0	0	0	16
More than 10	5	0	0	0	0	0	0	0	0	0	10	0	0	0	0	10
Don't know	8	0	0	0	0	0	0	0	0	0	41	0	0	0	0	41
Refused to answer	9	0	0	0	0	0	0	0	0	0	15	0	0	0	0	15
Not Applicable	IAP	13626	354	7542	353	5907	10334	2817	2765	2812	3821	2023	2044	1974	2538	58910

T. How many are you pretty certain are currently in state or federal prison?

[VAR: TRTPRISN]

<u>RESPONSE</u>	<u>PUNCH</u>	<u>YEAR</u>														
		<u>1972-82</u>	<u>1982B</u>	<u>1983-87</u>	<u>1987B</u>	<u>1988-91</u>	<u>1993-98</u>	<u>2000</u>	<u>2002</u>	<u>2004</u>	<u>2006</u>	<u>2008</u>	<u>2010</u>	<u>2012</u>	<u>2014</u>	<u>ALL</u>
0	1	0	0	0	0	0	0	0	0	0	599	0	0	0	0	599
1	2	0	0	0	0	0	0	0	0	0	37	0	0	0	0	37
1-5	3	0	0	0	0	0	0	0	0	0	12	0	0	0	0	12
6-10	4	0	0	0	0	0	0	0	0	0	1	0	0	0	0	1
More than 10	5	0	0	0	0	0	0	0	0	0	1	0	0	0	0	1
Don't know	8	0	0	0	0	0	0	0	0	0	24	0	0	0	0	24
Refused to answer	9	0	0	0	0	0	0	0	0	0	15	0	0	0	0	15
Not Applicable	IAP	13626	354	7542	353	5907	10334	2817	2765	2812	3821	2023	2044	1974	2538	58910

U. How many are Asian or Asian-American?

[VAR: TRTASIAN]

<u>RESPONSE</u>	<u>PUNCH</u>	<u>YEAR</u>														
		<u>1972-82</u>	<u>1982B</u>	<u>1983-87</u>	<u>1987B</u>	<u>1988-91</u>	<u>1993-98</u>	<u>2000</u>	<u>2002</u>	<u>2004</u>	<u>2006</u>	<u>2008</u>	<u>2010</u>	<u>2012</u>	<u>2014</u>	<u>ALL</u>
0	1	0	0	0	0	0	0	0	0	0	438	0	0	0	0	438
1	2	0	0	0	0	0	0	0	0	0	88	0	0	0	0	88
1-5	3	0	0	0	0	0	0	0	0	0	91	0	0	0	0	91
6-10	4	0	0	0	0	0	0	0	0	0	18	0	0	0	0	18
More than 10	5	0	0	0	0	0	0	0	0	0	19	0	0	0	0	19
Don't know	8	0	0	0	0	0	0	0	0	0	19	0	0	0	0	19
Refused to answer	9	0	0	0	0	0	0	0	0	0	16	0	0	0	0	16
Not Applicable	IAP	13626	354	7542	353	5907	10334	2817	2765	2812	3821	2023	2044	1974	2538	58910

V. How many are Black or African-American?

[VAR: TRTBBLACK]

<u>RESPONSE</u>	<u>PUNCH</u>	<u>YEAR</u>														
		<u>1972-82</u>	<u>1982B</u>	<u>1983-87</u>	<u>1987B</u>	<u>1988-91</u>	<u>1993-98</u>	<u>2000</u>	<u>2002</u>	<u>2004</u>	<u>2006</u>	<u>2008</u>	<u>2010</u>	<u>2012</u>	<u>2014</u>	<u>ALL</u>
0	1	0	0	0	0	0	0	0	0	0	287	0	0	0	0	287
1	2	0	0	0	0	0	0	0	0	0	89	0	0	0	0	89
1-5	3	0	0	0	0	0	0	0	0	0	164	0	0	0	0	164
6-10	4	0	0	0	0	0	0	0	0	0	58	0	0	0	0	58
More than 10	5	0	0	0	0	0	0	0	0	0	57	0	0	0	0	57
Don't know	8	0	0	0	0	0	0	0	0	0	18	0	0	0	0	18
Refused to answer	9	0	0	0	0	0	0	0	0	0	16	0	0	0	0	16
Not Applicable	IAP	13626	354	7542	353	5907	10334	2817	2765	2812	3821	2023	2044	1974	2538	58910

W. How many are Hispanic?

[VAR: TRTHISP]

<u>RESPONSE</u>	<u>PUNCH</u>	<u>YEAR</u>														
		<u>1972-82</u>	<u>1982B</u>	<u>1983-87</u>	<u>1987B</u>	<u>1988-91</u>	<u>1993-98</u>	<u>2000</u>	<u>2002</u>	<u>2004</u>	<u>2006</u>	<u>2008</u>	<u>2010</u>	<u>2012</u>	<u>2014</u>	<u>ALL</u>
0	1	0	0	0	0	0	0	0	0	0	383	0	0	0	0	383
1	2	0	0	0	0	0	0	0	0	0	78	0	0	0	0	78
1-5	3	0	0	0	0	0	0	0	0	0	131	0	0	0	0	131
6-10	4	0	0	0	0	0	0	0	0	0	27	0	0	0	0	27
More than 10	5	0	0	0	0	0	0	0	0	0	36	0	0	0	0	36
Don't know	8	0	0	0	0	0	0	0	0	0	18	0	0	0	0	18
Refused to answer	9	0	0	0	0	0	0	0	0	0	16	0	0	0	0	16
Not Applicable	IAP	13626	354	7542	353	5907	10334	2817	2765	2812	3821	2023	2044	1974	2538	58910

X. How many are White?

[VAR: TRTWHITE]

<u>RESPONSE</u>	<u>PUNCH</u>	<u>YEAR</u>														
		<u>1972-82</u>	<u>1982B</u>	<u>1983-87</u>	<u>1987B</u>	<u>1988-91</u>	<u>1993-98</u>	<u>2000</u>	<u>2002</u>	<u>2004</u>	<u>2006</u>	<u>2008</u>	<u>2010</u>	<u>2012</u>	<u>2014</u>	<u>ALL</u>
0	1	0	0	0	0	0	0	0	0	0	57	0	0	0	0	57
1	2	0	0	0	0	0	0	0	0	0	41	0	0	0	0	41
1-5	3	0	0	0	0	0	0	0	0	0	155	0	0	0	0	155
6-10	4	0	0	0	0	0	0	0	0	0	94	0	0	0	0	94
More than 10	5	0	0	0	0	0	0	0	0	0	305	0	0	0	0	305
Don't know	8	0	0	0	0	0	0	0	0	0	21	0	0	0	0	21
Refused to answer	9	0	0	0	0	0	0	0	0	0	16	0	0	0	0	16
Not Applicable	IAP	13626	354	7542	353	5907	10334	2817	2765	2812	3821	2023	2044	1974	2538	58910

Y. How many are gay men or women?

[VAR: TRTGAY]

<u>RESPONSE</u>	<u>PUNCH</u>	<u>YEAR</u>														
		<u>1972-82</u>	<u>1982B</u>	<u>1983-87</u>	<u>1987B</u>	<u>1988-91</u>	<u>1993-98</u>	<u>2000</u>	<u>2002</u>	<u>2004</u>	<u>2006</u>	<u>2008</u>	<u>2010</u>	<u>2012</u>	<u>2014</u>	<u>ALL</u>
0	1	0	0	0	0	0	0	0	0	0	391	0	0	0	0	391
1	2	0	0	0	0	0	0	0	0	0	100	0	0	0	0	100
1-5	3	0	0	0	0	0	0	0	0	0	117	0	0	0	0	117
6-10	4	0	0	0	0	0	0	0	0	0	14	0	0	0	0	14
More than 10	5	0	0	0	0	0	0	0	0	0	15	0	0	0	0	15
Don't know	8	0	0	0	0	0	0	0	0	0	37	0	0	0	0	37
Refused to answer	9	0	0	0	0	0	0	0	0	0	15	0	0	0	0	15
Not Applicable	IAP	13626	354	7542	353	5907	10334	2817	2765	2812	3821	2023	2044	1974	2538	58910

Z. How many of the women that you **trust** are you pretty certain live in a romantic relationship with a man to whom they are not married?

[VAR: TRTCOHAB]

RESPONSE	PUNCH	YEAR														
		<u>1972-82</u>	<u>1982B</u>	<u>1983-87</u>	<u>1987B</u>	<u>1988-91</u>	<u>1993-98</u>	<u>2000</u>	<u>2002</u>	<u>2004</u>	<u>2006</u>	<u>2008</u>	<u>2010</u>	<u>2012</u>	<u>2014</u>	<u>ALL</u>
0	1	0	0	0	0	0	0	0	0	0	344	0	0	0	0	344
1	2	0	0	0	0	0	0	0	0	0	100	0	0	0	0	100
1-5	3	0	0	0	0	0	0	0	0	0	150	0	0	0	0	150
6-10	4	0	0	0	0	0	0	0	0	0	20	0	0	0	0	20
More than 10	5	0	0	0	0	0	0	0	0	0	16	0	0	0	0	16
Don't know	8	0	0	0	0	0	0	0	0	0	43	0	0	0	0	43
Refused to answer	9	0	0	0	0	0	0	0	0	0	16	0	0	0	0	16
Not Applicable	IAP	13626	354	7542	353	5907	10334	2817	2765	2812	3821	2023	2044	1974	2538	58910

AA. How many of the people that you **trust** are you pretty certain attend religious services on a regular basis?

[VAR: TRTGOATT]

RESPONSE	PUNCH	YEAR														
		<u>1972-82</u>	<u>1982B</u>	<u>1983-87</u>	<u>1987B</u>	<u>1988-91</u>	<u>1993-98</u>	<u>2000</u>	<u>2002</u>	<u>2004</u>	<u>2006</u>	<u>2008</u>	<u>2010</u>	<u>2012</u>	<u>2014</u>	<u>ALL</u>
0	1	0	0	0	0	0	0	0	0	0	89	0	0	0	0	89
1	2	0	0	0	0	0	0	0	0	0	59	0	0	0	0	59
1-5	3	0	0	0	0	0	0	0	0	0	196	0	0	0	0	196
6-10	4	0	0	0	0	0	0	0	0	0	72	0	0	0	0	72
More than 10	5	0	0	0	0	0	0	0	0	0	194	0	0	0	0	194
Don't know	8	0	0	0	0	0	0	0	0	0	64	0	0	0	0	64
Refused to answer	9	0	0	0	0	0	0	0	0	0	15	0	0	0	0	15
Not Applicable	IAP	13626	354	7542	353	5907	10334	2817	2765	2812	3821	2023	2044	1974	2538	58910

AB. How many are you pretty certain attend religious services rarely or never?

[VAR: TRTNOATT]

<u>RESPONSE</u>	<u>PUNCH</u>	<u>YEAR</u>														
		<u>1972-82</u>	<u>1982B</u>	<u>1983-87</u>	<u>1987B</u>	<u>1988-91</u>	<u>1993-98</u>	<u>2000</u>	<u>2002</u>	<u>2004</u>	<u>2006</u>	<u>2008</u>	<u>2010</u>	<u>2012</u>	<u>2014</u>	<u>ALL</u>
0	1	0	0	0	0	0	0	0	0	0	100	0	0	0	0	100
1	2	0	0	0	0	0	0	0	0	0	59	0	0	0	0	59
1-5	3	0	0	0	0	0	0	0	0	0	225	0	0	0	0	225
6-10	4	0	0	0	0	0	0	0	0	0	71	0	0	0	0	71
More than 10	5	0	0	0	0	0	0	0	0	0	136	0	0	0	0	136
Don't know	8	0	0	0	0	0	0	0	0	0	82	0	0	0	0	82
Refused to answer	9	0	0	0	0	0	0	0	0	0	16	0	0	0	0	16
Not Applicable	IAP	13626	354	7542	353	5907	10334	2817	2765	2812	3821	2023	2044	1974	2538	58910

AC. How many are you pretty certain are strongly liberal?

[VAR: TRTLIB]

<u>RESPONSE</u>	<u>PUNCH</u>	<u>YEAR</u>														
		<u>1972-82</u>	<u>1982B</u>	<u>1983-87</u>	<u>1987B</u>	<u>1988-91</u>	<u>1993-98</u>	<u>2000</u>	<u>2002</u>	<u>2004</u>	<u>2006</u>	<u>2008</u>	<u>2010</u>	<u>2012</u>	<u>2014</u>	<u>ALL</u>
0	1	0	0	0	0	0	0	0	0	0	144	0	0	0	0	144
1	2	0	0	0	0	0	0	0	0	0	63	0	0	0	0	63
1-5	3	0	0	0	0	0	0	0	0	0	188	0	0	0	0	188
6-10	4	0	0	0	0	0	0	0	0	0	68	0	0	0	0	68
More than 10	5	0	0	0	0	0	0	0	0	0	75	0	0	0	0	75
Don't know	8	0	0	0	0	0	0	0	0	0	135	0	0	0	0	135
Refused to answer	9	0	0	0	0	0	0	0	0	0	16	0	0	0	0	16
Not Applicable	IAP	13626	354	7542	353	5907	10334	2817	2765	2812	3821	2023	2044	1974	2538	58910

AD. How many are you pretty certain are strongly conservative?

[VAR: TRTCON]

<u>RESPONSE</u>	<u>PUNCH</u>	<u>YEAR</u>														
		<u>1972-82</u>	<u>1982B</u>	<u>1983-87</u>	<u>1987B</u>	<u>1988-91</u>	<u>1993-98</u>	<u>2000</u>	<u>2002</u>	<u>2004</u>	<u>2006</u>	<u>2008</u>	<u>2010</u>	<u>2012</u>	<u>2014</u>	<u>ALL</u>
0	1	0	0	0	0	0	0	0	0	0	122	0	0	0	0	122
1	2	0	0	0	0	0	0	0	0	0	65	0	0	0	0	65
1-5	3	0	0	0	0	0	0	0	0	0	186	0	0	0	0	186
6-10	4	0	0	0	0	0	0	0	0	0	75	0	0	0	0	75
More than 10	5	0	0	0	0	0	0	0	0	0	95	0	0	0	0	95
Don't know	8	0	0	0	0	0	0	0	0	0	130	0	0	0	0	130
Refused to answer	9	0	0	0	0	0	0	0	0	0	16	0	0	0	0	16
Not Applicable	IAP	13626	354	7542	353	5907	10334	2817	2765	2812	3821	2023	2044	1974	2538	58910

1195. A. How many of the people that you **trust** do you think are Republicans? Would you say...

[VAR: TRTREPS]

<u>RESPONSE</u>	<u>PUNCH</u>	<u>YEAR</u>														
		<u>1972-82</u>	<u>1982B</u>	<u>1983-87</u>	<u>1987B</u>	<u>1988-91</u>	<u>1993-98</u>	<u>2000</u>	<u>2002</u>	<u>2004</u>	<u>2006</u>	<u>2008</u>	<u>2010</u>	<u>2012</u>	<u>2014</u>	<u>ALL</u>
Almost all	1	0	0	0	0	0	0	0	0	0	50	0	0	0	0	50
Most	2	0	0	0	0	0	0	0	0	0	81	0	0	0	0	81
About half	3	0	0	0	0	0	0	0	0	0	189	0	0	0	0	189
A few, or	4	0	0	0	0	0	0	0	0	0	151	0	0	0	0	151
None	5	0	0	0	0	0	0	0	0	0	90	0	0	0	0	90
Don't know	8	0	0	0	0	0	0	0	0	0	111	0	0	0	0	111
Refused to answer	9	0	0	0	0	0	0	0	0	0	17	0	0	0	0	17
Not Applicable	IAP	13626	354	7542	353	5907	10334	2817	2765	2812	3821	2023	2044	1974	2538	58910

B. How many do you think are Democrats? (Would you say...)

[VAR: TRTDEMS]

<u>RESPONSE</u>	<u>PUNCH</u>	<u>YEAR</u>														
		<u>1972-82</u>	<u>1982B</u>	<u>1983-87</u>	<u>1987B</u>	<u>1988-91</u>	<u>1993-98</u>	<u>2000</u>	<u>2002</u>	<u>2004</u>	<u>2006</u>	<u>2008</u>	<u>2010</u>	<u>2012</u>	<u>2014</u>	<u>ALL</u>
Almost all	1	0	0	0	0	0	0	0	0	0	59	0	0	0	0	59
Most	2	0	0	0	0	0	0	0	0	0	76	0	0	0	0	76
About half	3	0	0	0	0	0	0	0	0	0	208	0	0	0	0	208
A few, or	4	0	0	0	0	0	0	0	0	0	176	0	0	0	0	176
None	5	0	0	0	0	0	0	0	0	0	40	0	0	0	0	40
Don't know	8	0	0	0	0	0	0	0	0	0	114	0	0	0	0	114
Refused to answer	9	0	0	0	0	0	0	0	0	0	16	0	0	0	0	16
Not Applicable	IAP	13626	354	7542	353	5907	10334	2817	2765	2812	3821	2023	2044	1974	2538	58910

C. How many do you think attend religious services regularly? (Would you say...)

[VAR: TRTATTND]

<u>RESPONSE</u>	<u>PUNCH</u>	<u>YEAR</u>														
		<u>1972-82</u>	<u>1982B</u>	<u>1983-87</u>	<u>1987B</u>	<u>1988-91</u>	<u>1993-98</u>	<u>2000</u>	<u>2002</u>	<u>2004</u>	<u>2006</u>	<u>2008</u>	<u>2010</u>	<u>2012</u>	<u>2014</u>	<u>ALL</u>
Almost all	1	0	0	0	0	0	0	0	0	0	79	0	0	0	0	79
Most	2	0	0	0	0	0	0	0	0	0	111	0	0	0	0	111
About half	3	0	0	0	0	0	0	0	0	0	183	0	0	0	0	183
A few, or	4	0	0	0	0	0	0	0	0	0	156	0	0	0	0	156
None	5	0	0	0	0	0	0	0	0	0	45	0	0	0	0	45
Don't know	8	0	0	0	0	0	0	0	0	0	99	0	0	0	0	99
Refused to answer	9	0	0	0	0	0	0	0	0	0	16	0	0	0	0	16
Not Applicable	IAP	13626	354	7542	353	5907	10334	2817	2765	2812	3821	2023	2044	1974	2538	58910

1196. Are the people that you **trust...**

[VAR: TRTMYRAC]

<u>RESPONSE</u>	<u>PUNCH</u>	<u>YEAR</u>														
		<u>1972-82</u>	<u>1982B</u>	<u>1983-87</u>	<u>1987B</u>	<u>1988-91</u>	<u>1993-98</u>	<u>2000</u>	<u>2002</u>	<u>2004</u>	<u>2006</u>	<u>2008</u>	<u>2010</u>	<u>2012</u>	<u>2014</u>	<u>ALL</u>
Almost all the same race as you	1	0	0	0	0	0	0	0	0	0	267	0	0	0	0	267
Mostly the same race as you	2	0	0	0	0	0	0	0	0	0	218	0	0	0	0	218
About evenly divided between the same race as you and other races	3	0	0	0	0	0	0	0	0	0	140	0	0	0	0	140
Mostly a different race than you	4	0	0	0	0	0	0	0	0	0	16	0	0	0	0	16
Almost all a different race than you	5	0	0	0	0	0	0	0	0	0	11	0	0	0	0	11
Don't know	8	0	0	0	0	0	0	0	0	0	24	0	0	0	0	24
Refused to answer	9	0	0	0	0	0	0	0	0	0	13	0	0	0	0	13
Not Applicable	IAP	13626	354	7542	353	5907	10334	2817	2765	2812	3821	2023	2044	1974	2538	58910

**The 2006 Topical Module: Gun Control
(Qs. GUNSALES-GUNSDRNK)**

1197. In most states a gun owner may legally sell his or her gun without proof that the buyer has passed a criminal history check. How strongly do you favor or oppose a law that required private gun sales to be subject to the same background check requirements as sales by licensed dealers? Do you...

[VAR: GUNSALES]

<u>RESPONSE</u>	<u>PUNCH</u>	<u>YEAR</u>														
		<u>1972-82</u>	<u>1982B</u>	<u>1983-87</u>	<u>1987B</u>	<u>1988-91</u>	<u>1993-98</u>	<u>2000</u>	<u>2002</u>	<u>2004</u>	<u>2006</u>	<u>2008</u>	<u>2010</u>	<u>2012</u>	<u>2014</u>	<u>ALL</u>
Strongly favor	1	0	0	0	0	0	0	0	0	0	826	0	0	0	0	826
Favor	2	0	0	0	0	0	0	0	0	0	236	0	0	0	0	236
Neither favor nor oppose	3	0	0	0	0	0	0	0	0	0	109	0	0	0	0	109
Oppose, or	4	0	0	0	0	0	0	0	0	0	91	0	0	0	0	91
Strongly oppose	5	0	0	0	0	0	0	0	0	0	71	0	0	0	0	71
Don't know	8	0	0	0	0	0	0	0	0	0	26	0	0	0	0	26
No Answer	9	0	0	0	0	0	0	0	0	0	12	0	0	0	0	12
Not Applicable	IAP	13626	354	7542	353	5907	10334	2817	2765	2812	3139	2023	2044	1974	2538	58228

1198. Should penalties for illegally selling guns be tougher, less tough, or about as tough as penalties for illegally selling drugs?

[VAR: GUNSDRUG]

<u>RESPONSE</u>	<u>PUNCH</u>	<u>YEAR</u>														
		<u>1972-82</u>	<u>1982B</u>	<u>1983-87</u>	<u>1987B</u>	<u>1988-91</u>	<u>1993-98</u>	<u>2000</u>	<u>2002</u>	<u>2004</u>	<u>2006</u>	<u>2008</u>	<u>2010</u>	<u>2012</u>	<u>2014</u>	<u>ALL</u>
Tougher	1	0	0	0	0	0	0	0	0	0	734	0	0	0	0	734
Less tough	2	0	0	0	0	0	0	0	0	0	104	0	0	0	0	104
About as tough	3	0	0	0	0	0	0	0	0	0	490	0	0	0	0	490
Don't know	8	0	0	0	0	0	0	0	0	0	31	0	0	0	0	31
No Answer	9	0	0	0	0	0	0	0	0	0	12	0	0	0	0	12
Not Applicable	IAP	13626	354	7542	353	5907	10334	2817	2765	2812	3139	2023	2044	1974	2538	58228

1199. Should semi-automatic, assault weapons or semi-automatic guns known as assault rifles be sold to the general public or should their sales be limited to the military and police?

[VAR: SEMIGUNS]

<u>RESPONSE</u>	<u>PUNCH</u>	<u>YEAR</u>														
		<u>1972-82</u>	<u>1982B</u>	<u>1983-87</u>	<u>1987B</u>	<u>1988-91</u>	<u>1993-98</u>	<u>2000</u>	<u>2002</u>	<u>2004</u>	<u>2006</u>	<u>2008</u>	<u>2010</u>	<u>2012</u>	<u>2014</u>	<u>ALL</u>
Sold to the general public	1	0	0	0	0	0	0	0	0	0	198	0	0	0	0	198
Sales be limited to the military and police	2	0	0	0	0	0	0	0	0	0	1125	0	0	0	0	1125
Don't know	8	0	0	0	0	0	0	0	0	0	36	0	0	0	0	36
No Answer	9	0	0	0	0	0	0	0	0	0	12	0	0	0	0	12
Not Applicable	IAP	13626	354	7542	353	5907	10334	2817	2765	2812	3139	2023	2044	1974	2538	58228

1200. As a result of the 9/11 terrorist attacks, do you think that gun control laws should be stricter, making it harder for people to purchase firearms or that gun control laws should be less strict, making it easier for people to purchase firearms?

[VAR: GUNS911]

<u>RESPONSE</u>	<u>PUNCH</u>	<u>YEAR</u>														
		<u>1972-82</u>	<u>1982B</u>	<u>1983-87</u>	<u>1987B</u>	<u>1988-91</u>	<u>1993-98</u>	<u>2000</u>	<u>2002</u>	<u>2004</u>	<u>2006</u>	<u>2008</u>	<u>2010</u>	<u>2012</u>	<u>2014</u>	<u>ALL</u>
Should be stricter	1	0	0	0	0	0	0	0	0	0	1026	0	0	0	0	1026
Should be less strict	2	0	0	0	0	0	0	0	0	0	226	0	0	0	0	226
Don't know	8	0	0	0	0	0	0	0	0	0	103	0	0	0	0	103
No Answer	9	0	0	0	0	0	0	0	0	0	16	0	0	0	0	16
Not Applicable	IAP	13626	354	7542	353	5907	10334	2817	2765	2812	3139	2023	2044	1974	2538	58228

1201. Currently under federal law, very high power, 50-caliber rifles that can penetrate armor from a mile away are available to people on the same basis as standard hunting rifles. Should such very high power rifles be 1) restricted only to the police and military, or 2) available to civilians like standard hunting rifles as they are at present?

[VAR: RIFLES50]

RESPONSE	PUNCH	YEAR														
		1972-82	1982B	1983-87	1987B	1988-91	1993-98	2000	2002	2004	2006	2008	2010	2012	2014	ALL
Restricted to police and military	1	0	0	0	0	0	0	0	0	0	1151	0	0	0	0	1151
Available to civilians like other hunting rifles	2	0	0	0	0	0	0	0	0	0	187	0	0	0	0	187
Don't know	8	0	0	0	0	0	0	0	0	0	21	0	0	0	0	21
No Answer	9	0	0	0	0	0	0	0	0	0	12	0	0	0	0	12
Not Applicable	IAP	13626	354	7542	353	5907	10334	2817	2765	2812	3139	2023	2044	1974	2538	58228

1202. And how many other adults in your household personally own a gun?

[VAR: OTHGUNS]

RESPONSE	PUNCH	YEAR														
		1972-82	1982B	1983-87	1987B	1988-91	1993-98	2000	2002	2004	2006	2008	2010	2012	2014	ALL
One person	1	0	0	0	0	0	0	0	0	0	125	0	0	0	0	125
Two persons	2	0	0	0	0	0	0	0	0	0	14	0	0	0	0	14
Three persons	3	0	0	0	0	0	0	0	0	0	2	0	0	0	0	2
Don't Know	8	0	0	0	0	0	0	0	0	0	1	0	0	0	0	1
No Answer	9	0	0	0	0	0	0	0	0	0	0	0	0	0	0	0
Not Applicable	IAP	13626	354	7542	353	5907	10334	2817	2765	2812	4368	2023	2044	1974	2538	59457

1203. In all states it is illegal to drive while under the influence of alcohol. Would you favor or oppose state laws making it illegal to carry a firearm while under the influence of alcohol?

[VAR: GUNSDRNK]

RESPONSE	PUNCH	YEAR														
		1972-82	1982B	1983-87	1987B	1988-91	1993-98	2000	2002	2004	2006	2008	2010	2012	2014	ALL
Favor	1	0	0	0	0	0	0	0	0	0	1222	0	0	0	0	1222
Oppose	2	0	0	0	0	0	0	0	0	0	121	0	0	0	0	121
Don't know	8	0	0	0	0	0	0	0	0	0	15	0	0	0	0	15
No Answer	9	0	0	0	0	0	0	0	0	0	13	0	0	0	0	13
Not Applicable	IAP	13626	354	7542	353	5907	10334	2817	2765	2812	3139	2023	2044	1974	2538	58228

1204. Would you like to see more or less government spending on natural disasters. Remember that if you say "much more", it might require a tax increase to pay for it. Would you say...

[VAR: SPNATDIS]

<u>RESPONSE</u>	<u>PUNCH</u>	<u>YEAR</u>														
		<u>1972-82</u>	<u>1982B</u>	<u>1983-87</u>	<u>1987B</u>	<u>1988-91</u>	<u>1993-98</u>	<u>2000</u>	<u>2002</u>	<u>2004</u>	<u>2006</u>	<u>2008</u>	<u>2010</u>	<u>2012</u>	<u>2014</u>	<u>ALL</u>
Spend much more	1	0	0	0	0	0	0	0	0	0	212	0	0	0	0	212
Spend more	2	0	0	0	0	0	0	0	0	0	511	0	0	0	0	511
Spend the same as now	3	0	0	0	0	0	0	0	0	0	577	0	0	0	0	577
Spend less, or	4	0	0	0	0	0	0	0	0	0	158	0	0	0	0	158
Spend much less	5	0	0	0	0	0	0	0	0	0	38	0	0	0	0	38
Don't know	8	0	0	0	0	0	0	0	0	0	19	0	0	0	0	19
No Answer	9	0	0	0	0	0	0	0	0	0	3	0	0	0	0	3
Not Applicable	IAP	13626	354	7542	353	5907	10334	2817	2765	2812	2992	2023	2044	1974	2538	58081

1205. A. Do you think it should or should not be the government's responsibility to help individuals affected by natural disasters?

[VAR: NATDISIN]

<u>RESPONSE</u>	<u>PUNCH</u>	<u>YEAR</u>														
		<u>1972-82</u>	<u>1982B</u>	<u>1983-87</u>	<u>1987B</u>	<u>1988-91</u>	<u>1993-98</u>	<u>2000</u>	<u>2002</u>	<u>2004</u>	<u>2006</u>	<u>2008</u>	<u>2010</u>	<u>2012</u>	<u>2014</u>	<u>ALL</u>
Should	1	0	0	0	0	0	0	0	0	0	1368	0	0	0	0	1368
Should not be	2	0	0	0	0	0	0	0	0	0	131	0	0	0	0	131
Don't know	8	0	0	0	0	0	0	0	0	0	18	0	0	0	0	18
No Answer	9	0	0	0	0	0	0	0	0	0	1	0	0	0	0	1
Not Applicable	IAP	13626	354	7542	353	5907	10334	2817	2765	2812	2992	2023	2044	1974	2538	58081

B. Do you think it should or should not be the government's responsibility to help rebuild communities affected by natural disasters?

[VAR: NATDISCM]

<u>RESPONSE</u>	<u>PUNCH</u>	<u>YEAR</u>														
		<u>1972-82</u>	<u>1982B</u>	<u>1983-87</u>	<u>1987B</u>	<u>1988-91</u>	<u>1993-98</u>	<u>2000</u>	<u>2002</u>	<u>2004</u>	<u>2006</u>	<u>2008</u>	<u>2010</u>	<u>2012</u>	<u>2014</u>	<u>ALL</u>
Should	1	0	0	0	0	0	0	0	0	0	1333	0	0	0	0	1333
Should not be	2	0	0	0	0	0	0	0	0	0	160	0	0	0	0	160
Don't know	8	0	0	0	0	0	0	0	0	0	24	0	0	0	0	24
No Answer	9	0	0	0	0	0	0	0	0	0	1	0	0	0	0	1
Not Applicable	IAP	13626	354	7542	353	5907	10334	2817	2765	2812	2992	2023	2044	1974	2538	58081

1206. How often do you read a traditional newspaper (i.e. one that is printed with ink on paper and NOT counting what you read online) -- every day, a few times a week, once a week, less than once a week, or never?

[VAR: NEWSRPT]

RESPONSE	PUNCH	YEAR														
		1972-82	1982B	1983-87	1987B	1988-91	1993-98	2000	2002	2004	2006	2008	2010	2012	2014	ALL
Every day	1	0	0	0	0	0	0	0	0	0	264	0	0	0	0	264
A few times a week	2	0	0	0	0	0	0	0	0	0	185	0	0	0	0	185
Once a week	3	0	0	0	0	0	0	0	0	0	120	0	0	0	0	120
Less than once a week	4	0	0	0	0	0	0	0	0	0	122	0	0	0	0	122
Never	5	0	0	0	0	0	0	0	0	0	90	0	0	0	0	90
Don't know	8	0	0	0	0	0	0	0	0	0	0	0	0	0	0	0
No Answer	9	0	0	0	0	0	0	0	0	0	1	0	0	0	0	1
Not Applicable	IAP	13626	354	7542	353	5907	10334	2817	2765	2812	3728	2023	2044	1974	2538	58817

REMARKS: This question is an alternate wording of NEWS.

1207. Which do you think is the most important reason why people get ahead: their own hard work or lucky breaks and help from other people?

[VAR: GETAHEAY]

RESPONSE	PUNCH	YEAR														
		1972-82	1982B	1983-87	1987B	1988-91	1993-98	2000	2002	2004	2006	2008	2010	2012	2014	ALL
Hard work most important	1	0	0	0	0	0	0	0	0	0	465	0	0	0	0	465
Hard work, luck equally important	2	0	0	0	0	0	0	0	0	0	158	0	0	0	0	158
Luck or help from other people most important	3	0	0	0	0	0	0	0	0	0	152	0	0	0	0	152
Don't know	8	0	0	0	0	0	0	0	0	0	6	0	0	0	0	6
No Answer	9	0	0	0	0	0	0	0	0	0	1	0	0	0	0	1
Not Applicable	IAP	13626	354	7542	353	5907	10334	2817	2765	2812	3728	2023	2044	1974	2538	58817

REMARKS: This question is an alternate wording of GETAHEAD.

**The 2006 Topical Module: Disabled
(DISABLD1-DISABLD7)**

1208. Do you have a hearing problem that prevents you from hearing what is said in normal conversation even with a hearing aid?

[VAR: DISABLD1]

<u>RESPONSE</u>	<u>PUNCH</u>	<u>YEAR</u>														
		<u>1972-82</u>	<u>1982B</u>	<u>1983-87</u>	<u>1987B</u>	<u>1988-91</u>	<u>1993-98</u>	<u>2000</u>	<u>2002</u>	<u>2004</u>	<u>2006</u>	<u>2008</u>	<u>2010</u>	<u>2012</u>	<u>2014</u>	<u>ALL</u>
Yes	1	0	0	0	0	0	0	0	0	0	171	0	0	0	0	171
No	2	0	0	0	0	0	0	0	0	0	2613	0	0	0	0	2613
Don't know	8	0	0	0	0	0	0	0	0	0	2	0	0	0	0	2
No Answer	9	0	0	0	0	0	0	0	0	0	10	0	0	0	0	10
Not Applicable	IAP	13626	354	7542	353	5907	10334	2817	2765	2812	1714	2023	2044	1974	2538	56803

1209. Do you have a vision problem that prevents you from reading a newspaper even when wearing glasses or contacts?

[VAR: DISABLD2]

<u>RESPONSE</u>	<u>PUNCH</u>	<u>YEAR</u>														
		<u>1972-82</u>	<u>1982B</u>	<u>1983-87</u>	<u>1987B</u>	<u>1988-91</u>	<u>1993-98</u>	<u>2000</u>	<u>2002</u>	<u>2004</u>	<u>2006</u>	<u>2008</u>	<u>2010</u>	<u>2012</u>	<u>2014</u>	<u>ALL</u>
Yes	1	0	0	0	0	0	0	0	0	0	174	0	0	0	0	174
No	2	0	0	0	0	0	0	0	0	0	2609	0	0	0	0	2609
Don't know	8	0	0	0	0	0	0	0	0	0	2	0	0	0	0	2
No Answer	9	0	0	0	0	0	0	0	0	0	11	0	0	0	0	11
Not Applicable	IAP	13626	354	7542	353	5907	10334	2817	2765	2812	1714	2023	2044	1974	2538	56803

1211. Do you have any condition that substantially limits one or more basic physical activities such as walking, climbing stairs, reaching, lifting, or carrying?

[VAR: DISABLD3]

<u>RESPONSE</u>	<u>PUNCH</u>	<u>YEAR</u>														
		<u>1972-82</u>	<u>1982B</u>	<u>1983-87</u>	<u>1987B</u>	<u>1988-91</u>	<u>1993-98</u>	<u>2000</u>	<u>2002</u>	<u>2004</u>	<u>2006</u>	<u>2008</u>	<u>2010</u>	<u>2012</u>	<u>2014</u>	<u>ALL</u>
Yes	1	0	0	0	0	0	0	0	0	0	482	0	0	0	0	482
No	2	0	0	0	0	0	0	0	0	0	2300	0	0	0	0	2300
Don't know	8	0	0	0	0	0	0	0	0	0	1	0	0	0	0	1
No Answer	9	0	0	0	0	0	0	0	0	0	13	0	0	0	0	13
Not Applicable	IAP	13626	354	7542	353	5907	10334	2817	2765	2812	1714	2023	2044	1974	2538	56803

1210. Do you have any other physical disability?

[VAR: DISABLD4]

<u>RESPONSE</u>	<u>PUNCH</u>	<u>YEAR</u>														
		<u>1972-82</u>	<u>1982B</u>	<u>1983-87</u>	<u>1987B</u>	<u>1988-91</u>	<u>1993-98</u>	<u>2000</u>	<u>2002</u>	<u>2004</u>	<u>2006</u>	<u>2008</u>	<u>2010</u>	<u>2012</u>	<u>2014</u>	<u>ALL</u>
Yes	1	0	0	0	0	0	0	0	0	0	296	0	0	0	0	296
No	2	0	0	0	0	0	0	0	0	0	2483	0	0	0	0	2483
Don't know	8	0	0	0	0	0	0	0	0	0	2	0	0	0	0	2
No Answer	9	0	0	0	0	0	0	0	0	0	15	0	0	0	0	15
Not Applicable	IAP	13626	354	7542	353	5907	10334	2817	2765	2812	1714	2023	2044	1974	2538	56803

1211. Do you have any emotional or mental disability?

[VAR: DISABLD5]

<u>RESPONSE</u>	<u>PUNCH</u>	<u>YEAR</u>														
		<u>1972-82</u>	<u>1982B</u>	<u>1983-87</u>	<u>1987B</u>	<u>1988-91</u>	<u>1993-98</u>	<u>2000</u>	<u>2002</u>	<u>2004</u>	<u>2006</u>	<u>2008</u>	<u>2010</u>	<u>2012</u>	<u>2014</u>	<u>ALL</u>
Yes	1	0	0	0	0	0	0	0	0	0	156	0	0	0	0	156
No	2	0	0	0	0	0	0	0	0	0	2621	0	0	0	0	2621
Don't know	8	0	0	0	0	0	0	0	0	0	4	0	0	0	0	4
No Answer	9	0	0	0	0	0	0	0	0	0	15	0	0	0	0	15
Not Applicable	IAP	13626	354	7542	353	5907	10334	2817	2765	2812	1714	2023	2044	1974	2538	56803

1212. Because of a physical, mental, or emotional condition lasting 3 months or longer, do you have difficulty doing any of the following... Learning, remembering or concentrating?

[VAR: DISABLD6]

<u>RESPONSE</u>	<u>PUNCH</u>	<u>YEAR</u>														
		<u>1972-82</u>	<u>1982B</u>	<u>1983-87</u>	<u>1987B</u>	<u>1988-91</u>	<u>1993-98</u>	<u>2000</u>	<u>2002</u>	<u>2004</u>	<u>2006</u>	<u>2008</u>	<u>2010</u>	<u>2012</u>	<u>2014</u>	<u>ALL</u>
Yes	1	0	0	0	0	0	0	0	0	0	289	0	0	0	0	289
No	2	0	0	0	0	0	0	0	0	0	2489	0	0	0	0	2489
Don't know	8	0	0	0	0	0	0	0	0	0	3	0	0	0	0	3
No Answer	9	0	0	0	0	0	0	0	0	0	15	0	0	0	0	15
Not Applicable	IAP	13626	354	7542	353	5907	10334	2817	2765	2812	1714	2023	2044	1974	2538	56803

1213. Participating fully in school, housework, or other daily activities?

[VAR: DISABLD7]

<u>RESPONSE</u>	<u>PUNCH</u>	<u>YEAR</u>														
		<u>1972-82</u>	<u>1982B</u>	<u>1983-87</u>	<u>1987B</u>	<u>1988-91</u>	<u>1993-98</u>	<u>2000</u>	<u>2002</u>	<u>2004</u>	<u>2006</u>	<u>2008</u>	<u>2010</u>	<u>2012</u>	<u>2014</u>	<u>ALL</u>
Yes	1	0	0	0	0	0	0	0	0	0	288	0	0	0	0	288
No	2	0	0	0	0	0	0	0	0	0	2487	0	0	0	0	2487
Don't know	8	0	0	0	0	0	0	0	0	0	6	0	0	0	0	6
No Answer	9	0	0	0	0	0	0	0	0	0	15	0	0	0	0	15
Not Applicable	IAP	13626	354	7542	353	5907	10334	2817	2765	2812	1714	2023	2044	1974	2538	56803

M1VIG4

Mary is a **white woman**. For the last several weeks **Mary** has been feeling really down. She wakes up in the morning with a sad mood and heavy feeling that sticks with her all day long. She isn't enjoying things the way she normally would. In fact nothing seems to give her pleasure. Even when good things happen, they don't seem to make **Mary** happy. The smallest tasks are difficult to accomplish. She finds it hard to concentrate on anything. She feels out of energy, out of steam and cannot do things she usually does. And even though **Mary** feels tired, when night comes she can't go to sleep. **Mary** feels pretty worthless, very discouraged, and guilty. **Mary's** family has noticed that she has lost appetite and weight. She has pulled away from them and just doesn't feel like talking.

M1VIG5

Tyrone is a **black man**. Up until a year ago, life was pretty okay for **Tyrone**. But then, things started to change. He thought that people around him were making disapproving comments, and talking behind his back. **Tyrone** was convinced that people were spying on him and that they could hear what he was thinking. **Tyrone** lost his drive to participate in his usual work and family activities and retreated to his home, eventually spending most of his time on his own. **Tyrone** became so preoccupied with what he was thinking that he skipped meals and stopped bathing regularly. At night, when everyone else was sleeping, he was walking back and forth at home. **Tyrone** was hearing voices even though no one else was around. These voices told him what to do and what to think. He has been living this way for six months.

M1VIG6

John is a **white man**. Up until a year ago, life was pretty okay for John. But then, things started to change. He thought that people around him were making disapproving comments, and talking behind his back. **John** was convinced that people were spying on him and that they could hear what he was thinking. **John** lost his drive to participate in his usual work and family activities and retreated to his home, eventually spending most of his time on his own. **John** became so preoccupied with what he was thinking that he skipped meals and stopped bathing regularly. At night, when everyone else was sleeping, he was walking back and forth at home. **John** was hearing voices even though no one else was around. These voices told him what to do and what to think. He has been living this way for six months.

M1VIG7

Shontell is a **black woman**. Up until a year ago, life was pretty okay for Shontell. But then, things started to change. She thought that people around her were making disapproving comments, and talking behind her back. **Shontell** was convinced that people were spying on her and that they could hear what she was thinking. **Shontell** lost her drive to participate in her usual work and family activities and retreated to her home, eventually spending most of her time on her own. **Shontell** became so preoccupied with what she was thinking that she skipped meals and stopped bathing regularly. At night, when everyone else was sleeping, she was walking back and forth at home. **Shontell** was hearing voices even though no one else was around. These voices told her what to do and what to think. She has been living this way for six months.

M1VIG8

Mary is a **white woman**. Up until a year ago, life was pretty okay for **Mary**. But then, things started to change. She thought that people around her were making disapproving comments, and talking behind her back. **Mary** was convinced that people were spying on her and that they could hear what she was thinking. **Mary** lost her drive to participate in her usual work and family activities and retreated to her home, eventually spending most of her time on her own. **Mary** became so preoccupied with what she was thinking that she skipped meals and stopped bathing regularly. At night, when everyone else was sleeping, she was walking back and forth at home. **Mary** was hearing voices even though no one else was around. These voices told her what to do and what to think. She has been living this way for six months.

M1VIG9

Tyrone is a **black man**. **Tyrone** has a history of breathing problems. **Tyrone** often has bouts of coughing at night, and doesn't sleep very well. His family and friends have noticed that these problems seem to be particularly bad during challenging situations, in the spring and fall and during strenuous activities. **Tyrone** used to enjoy playing tennis but recently gave it up because of these problems. **Tyrone** feels badly about his breathing problems, which seem to be getting worse, and wishes he could "be just like everyone else." **Tyrone** is involved in several activities and hobbies, and shares these activities with several friends.

M1VIG10

John is a **white man**. **John** has a history of breathing problems. **John** often has bouts of coughing at night, and doesn't sleep very well. His family and friends have noticed that these problems seem to be particularly bad during challenging situations, in the spring and fall, and during strenuous activities. **John** used to enjoy playing tennis but recently gave it up because of these problems. **John** feels badly about his breathing problems, which seem to be getting worse, and wishes he could "be just like everyone else." **John** is involved in several activities and hobbies, and shares these activities with several friends.

M1VIG11

Shontell is a **black woman**. **Shontell** has a history of breathing problems. **Shontell** often has bouts of coughing at night, and doesn't sleep very well. Her family and friends have noticed that these problems seem to be particularly bad during challenging situations, in the spring and fall, and during strenuous activities. **Shontell** used to enjoy playing tennis but recently gave it up because of these problems. **Shontell** feels badly about her breathing problems, which seem to be getting worse, and wishes she could "be just like everyone else." **Shontell** is involved in several activities and hobbies, and shares these activities with several friends.

M1VIG12

Mary is a **white woman**. **Mary** has a history of breathing problems. **Mary** often has bouts of coughing at night, and doesn't sleep very well. Her family and friends have noticed that these problems seem to be particularly bad during challenging situations, in the spring and fall, and during strenuous activities. **Mary** used to enjoy playing tennis but recently gave it up because of these problems. **Mary** feels badly about her breathing problems, which seem to be getting worse, and wishes she could "be just like everyone else." **Mary** is involved in several activities and hobbies, and shares these activities with several friends.

1214. First, I'm going to describe a person. Let's call (him/her) [NAME]. After I read a description of (him/her) I'll ask you some questions about how you think and feel about (him/her). There are no right-or-wrong answers. I'm only interested in what you think of [NAME].

[VAR: VIGVERMY]

RESPONSE	PUNCH	YEAR														
		1972-82	1982B	1983-87	1987B	1988-91	1993-98	2000	2002	2004	2006	2008	2010	2012	2014	ALL
Vignette 1	1	0	0	0	0	0	0	0	0	0	125	0	0	0	0	125
Vignette 2	2	0	0	0	0	0	0	0	0	0	136	0	0	0	0	136
Vignette 3	3	0	0	0	0	0	0	0	0	0	125	0	0	0	0	125
Vignette 4	4	0	0	0	0	0	0	0	0	0	125	0	0	0	0	125
Vignette 5	5	0	0	0	0	0	0	0	0	0	116	0	0	0	0	116
Vignette 6	6	0	0	0	0	0	0	0	0	0	131	0	0	0	0	131
Vignette 7	7	0	0	0	0	0	0	0	0	0	132	0	0	0	0	132
Vignette 8	8	0	0	0	0	0	0	0	0	0	129	0	0	0	0	129
Vignette 9	9	0	0	0	0	0	0	0	0	0	123	0	0	0	0	123
Vignette 10	10	0	0	0	0	0	0	0	0	0	119	0	0	0	0	119
Vignette 11	11	0	0	0	0	0	0	0	0	0	128	0	0	0	0	128
Vignette 12	12	0	0	0	0	0	0	0	0	0	129	0	0	0	0	129
Not applicable	IAP	13626	354	7542	353	5907	10334	2817	2765	2812	2992	2023	2044	1974	2538	58081

REMARKS: Item was not asked to respondents. It was a preloaded item used to determine which vignette was read

1215. Please remember, there are no right-or-wrong answers to these questions. Please think about the person I just described when answering these questions. First, how serious would you consider [NAME]'s situation to be. Would you say...

[VAR: MHPROBLM]

RESPONSE	PUNCH	YEAR														
		1972-82	1982B	1983-87	1987B	1988-91	1993-98	2000	2002	2004	2006	2008	2010	2012	2014	ALL
Very serious	1	0	0	0	0	0	0	0	0	0	899	0	0	0	0	899
Moderately serious	2	0	0	0	0	0	0	0	0	0	444	0	0	0	0	444
Not very serious, or	3	0	0	0	0	0	0	0	0	0	60	0	0	0	0	60
Not at all serious	4	0	0	0	0	0	0	0	0	0	10	0	0	0	0	10
Don't know	8	0	0	0	0	0	0	0	0	0	6	0	0	0	0	6
No Answer	9	0	0	0	0	0	0	0	0	0	6	0	0	0	0	6
Not Applicable	IAP	13626	354	7542	353	5907	10334	2817	2765	2812	3085	2023	2044	1974	2538	58174

1216. What do you think [NAME] should do about this situation?

FI INSTRUCTION: Do not read responses, code up to 3 responses.

A. Talk to family?

[VAR: MHDOFAM]

<u>RESPONSE</u>	<u>PUNCH</u>	<u>YEAR</u>														
		<u>1972-82</u>	<u>1982B</u>	<u>1983-87</u>	<u>1987B</u>	<u>1988-91</u>	<u>1993-98</u>	<u>2000</u>	<u>2002</u>	<u>2004</u>	<u>2006</u>	<u>2008</u>	<u>2010</u>	<u>2012</u>	<u>2014</u>	<u>ALL</u>
Yes	1	0	0	0	0	0	0	0	0	0	296	0	0	0	0	296
No	2	0	0	0	0	0	0	0	0	0	1111	0	0	0	0	1111
Don't know	8	0	0	0	0	0	0	0	0	0	12	0	0	0	0	12
No Answer	9	0	0	0	0	0	0	0	0	0	6	0	0	0	0	6
Not Applicable	IAP	13626	354	7542	353	5907	10334	2817	2765	2812	3085	2023	2044	1974	2538	58174

B. Talk to friends?

[VAR: MHDOFRND]

<u>RESPONSE</u>	<u>PUNCH</u>	<u>YEAR</u>														
		<u>1972-82</u>	<u>1982B</u>	<u>1983-87</u>	<u>1987B</u>	<u>1988-91</u>	<u>1993-98</u>	<u>2000</u>	<u>2002</u>	<u>2004</u>	<u>2006</u>	<u>2008</u>	<u>2010</u>	<u>2012</u>	<u>2014</u>	<u>ALL</u>
Yes	1	0	0	0	0	0	0	0	0	0	138	0	0	0	0	138
No	2	0	0	0	0	0	0	0	0	0	1269	0	0	0	0	1269
Don't know	8	0	0	0	0	0	0	0	0	0	12	0	0	0	0	12
No Answer	9	0	0	0	0	0	0	0	0	0	6	0	0	0	0	6
Not Applicable	IAP	13626	354	7542	353	5907	10334	2817	2765	2812	3085	2023	2044	1974	2538	58174

C. Talk to a religious leader?

[VAR: MHDOREL]

<u>RESPONSE</u>	<u>PUNCH</u>	<u>YEAR</u>														
		<u>1972-82</u>	<u>1982B</u>	<u>1983-87</u>	<u>1987B</u>	<u>1988-91</u>	<u>1993-98</u>	<u>2000</u>	<u>2002</u>	<u>2004</u>	<u>2006</u>	<u>2008</u>	<u>2010</u>	<u>2012</u>	<u>2014</u>	<u>ALL</u>
Yes	1	0	0	0	0	0	0	0	0	0	84	0	0	0	0	84
No	2	0	0	0	0	0	0	0	0	0	1323	0	0	0	0	1323
Don't know	8	0	0	0	0	0	0	0	0	0	12	0	0	0	0	12
No Answer	9	0	0	0	0	0	0	0	0	0	6	0	0	0	0	6
Not Applicable	IAP	13626	354	7542	353	5907	10334	2817	2765	2812	3085	2023	2044	1974	2538	58174

D. Go to a doctor?

[VAR: MHDODOC]

<u>RESPONSE</u>	<u>PUNCH</u>	<u>YEAR</u>														
		<u>1972-82</u>	<u>1982B</u>	<u>1983-87</u>	<u>1987B</u>	<u>1988-91</u>	<u>1993-98</u>	<u>2000</u>	<u>2002</u>	<u>2004</u>	<u>2006</u>	<u>2008</u>	<u>2010</u>	<u>2012</u>	<u>2014</u>	<u>ALL</u>
Yes	1	0	0	0	0	0	0	0	0	0	878	0	0	0	0	878
No	2	0	0	0	0	0	0	0	0	0	529	0	0	0	0	529
Don't know	8	0	0	0	0	0	0	0	0	0	12	0	0	0	0	12
No Answer	9	0	0	0	0	0	0	0	0	0	6	0	0	0	0	6
Not Applicable	IAP	13626	354	7542	353	5907	10334	2817	2765	2812	3085	2023	2044	1974	2538	58174

E. Go to a psychiatrist?

[VAR: MHDOPSYC]

<u>RESPONSE</u>	<u>PUNCH</u>	<u>YEAR</u>														
		<u>1972-82</u>	<u>1982B</u>	<u>1983-87</u>	<u>1987B</u>	<u>1988-91</u>	<u>1993-98</u>	<u>2000</u>	<u>2002</u>	<u>2004</u>	<u>2006</u>	<u>2008</u>	<u>2010</u>	<u>2012</u>	<u>2014</u>	<u>ALL</u>
Yes	1	0	0	0	0	0	0	0	0	0	359	0	0	0	0	359
No	2	0	0	0	0	0	0	0	0	0	1048	0	0	0	0	1048
Don't know	8	0	0	0	0	0	0	0	0	0	12	0	0	0	0	12
No Answer	9	0	0	0	0	0	0	0	0	0	6	0	0	0	0	6
Not Applicable	IAP	13626	354	7542	353	5907	10334	2817	2765	2812	3085	2023	2044	1974	2538	58174

F. Go to a counsler or another mental health professional?

[VAR: MHDOMHP]

<u>RESPONSE</u>	<u>PUNCH</u>	<u>YEAR</u>														
		<u>1972-82</u>	<u>1982B</u>	<u>1983-87</u>	<u>1987B</u>	<u>1988-91</u>	<u>1993-98</u>	<u>2000</u>	<u>2002</u>	<u>2004</u>	<u>2006</u>	<u>2008</u>	<u>2010</u>	<u>2012</u>	<u>2014</u>	<u>ALL</u>
Yes	1	0	0	0	0	0	0	0	0	0	320	0	0	0	0	320
1094	2	0	0	0	0	0	0	0	0	0	1087	0	0	0	0	1087
Don't know	8	0	0	0	0	0	0	0	0	0	12	0	0	0	0	12
No Answer	9	0	0	0	0	0	0	0	0	0	6	0	0	0	0	6
Not Applicable	IAP	13626	354	7542	353	5907	10334	2817	2765	2812	3085	2023	2044	1974	2538	58174

G. Go to a spiritual or traditional healer?

[VAR: MHDOHEAL]

<u>RESPONSE</u>	<u>PUNCH</u>	<u>YEAR</u>														
		<u>1972-82</u>	<u>1982B</u>	<u>1983-87</u>	<u>1987B</u>	<u>1988-91</u>	<u>1993-98</u>	<u>2000</u>	<u>2002</u>	<u>2004</u>	<u>2006</u>	<u>2008</u>	<u>2010</u>	<u>2012</u>	<u>2014</u>	<u>ALL</u>
Yes	1	0	0	0	0	0	0	0	0	0	8	0	0	0	0	8
No	2	0	0	0	0	0	0	0	0	0	1399	0	0	0	0	1399
Don't know	8	0	0	0	0	0	0	0	0	0	12	0	0	0	0	12
No Answer	9	0	0	0	0	0	0	0	0	0	6	0	0	0	0	6
Not Applicable	IAP	13626	354	7542	353	5907	10334	2817	2765	2812	3085	2023	2044	1974	2538	58174

H. Take non-prescription medication?

[VAR: MHDOOTC]

<u>RESPONSE</u>	<u>PUNCH</u>	<u>YEAR</u>														
		<u>1972-82</u>	<u>1982B</u>	<u>1983-87</u>	<u>1987B</u>	<u>1988-91</u>	<u>1993-98</u>	<u>2000</u>	<u>2002</u>	<u>2004</u>	<u>2006</u>	<u>2008</u>	<u>2010</u>	<u>2012</u>	<u>2014</u>	<u>ALL</u>
Yes	1	0	0	0	0	0	0	0	0	0	18	0	0	0	0	18
No	2	0	0	0	0	0	0	0	0	0	1389	0	0	0	0	1389
Don't know	8	0	0	0	0	0	0	0	0	0	12	0	0	0	0	12
No Answer	9	0	0	0	0	0	0	0	0	0	6	0	0	0	0	6
Not Applicable	IAP	13626	354	7542	353	5907	10334	2817	2765	2812	3085	2023	2044	1974	2538	58174

I. Take prescription medication?

[VAR: MHDORX]

<u>RESPONSE</u>	<u>PUNCH</u>	<u>YEAR</u>														
		<u>1972-82</u>	<u>1982B</u>	<u>1983-87</u>	<u>1987B</u>	<u>1988-91</u>	<u>1993-98</u>	<u>2000</u>	<u>2002</u>	<u>2004</u>	<u>2006</u>	<u>2008</u>	<u>2010</u>	<u>2012</u>	<u>2014</u>	<u>ALL</u>
Yes	1	0	0	0	0	0	0	0	0	0	128	0	0	0	0	128
No	2	0	0	0	0	0	0	0	0	0	1279	0	0	0	0	1279
Don't know	8	0	0	0	0	0	0	0	0	0	12	0	0	0	0	12
No Answer	9	0	0	0	0	0	0	0	0	0	6	0	0	0	0	6
Not Applicable	IAP	13626	354	7542	353	5907	10334	2817	2765	2812	3085	2023	2044	1974	2538	58174

J. Check into a hospital?

[VAR: MHDOHOSP]

<u>RESPONSE</u>	<u>PUNCH</u>	<u>YEAR</u>														
		<u>1972-82</u>	<u>1982B</u>	<u>1983-87</u>	<u>1987B</u>	<u>1988-91</u>	<u>1993-98</u>	<u>2000</u>	<u>2002</u>	<u>2004</u>	<u>2006</u>	<u>2008</u>	<u>2010</u>	<u>2012</u>	<u>2014</u>	<u>ALL</u>
Yes	1	0	0	0	0	0	0	0	0	0	35	0	0	0	0	35
No	2	0	0	0	0	0	0	0	0	0	1372	0	0	0	0	1372
Don't know	8	0	0	0	0	0	0	0	0	0	12	0	0	0	0	12
No Answer	9	0	0	0	0	0	0	0	0	0	6	0	0	0	0	6
Not Applicable	IAP	13626	354	7542	353	5907	10334	2817	2765	2812	3085	2023	2044	1974	2538	58174

K. Pray?

[VAR: MHDOPRAY]

<u>RESPONSE</u>	<u>PUNCH</u>	<u>YEAR</u>														
		<u>1972-82</u>	<u>1982B</u>	<u>1983-87</u>	<u>1987B</u>	<u>1988-91</u>	<u>1993-98</u>	<u>2000</u>	<u>2002</u>	<u>2004</u>	<u>2006</u>	<u>2008</u>	<u>2010</u>	<u>2012</u>	<u>2014</u>	<u>ALL</u>
Yes	1	0	0	0	0	0	0	0	0	0	79	0	0	0	0	79
No	2	0	0	0	0	0	0	0	0	0	1328	0	0	0	0	1328
Don't know	8	0	0	0	0	0	0	0	0	0	12	0	0	0	0	12
No Answer	9	0	0	0	0	0	0	0	0	0	6	0	0	0	0	6
Not Applicable	IAP	13626	354	7542	353	5907	10334	2817	2765	2812	3085	2023	2044	1974	2538	58174

L. Change lifestyle?

[VAR: MHDOLIFE]

<u>RESPONSE</u>	<u>PUNCH</u>	<u>YEAR</u>														
		<u>1972-82</u>	<u>1982B</u>	<u>1983-87</u>	<u>1987B</u>	<u>1988-91</u>	<u>1993-98</u>	<u>2000</u>	<u>2002</u>	<u>2004</u>	<u>2006</u>	<u>2008</u>	<u>2010</u>	<u>2012</u>	<u>2014</u>	<u>ALL</u>
Yes	1	0	0	0	0	0	0	0	0	0	64	0	0	0	0	64
No	2	0	0	0	0	0	0	0	0	0	1343	0	0	0	0	1343
Don't know	8	0	0	0	0	0	0	0	0	0	12	0	0	0	0	12
No Answer	9	0	0	0	0	0	0	0	0	0	6	0	0	0	0	6
Not Applicable	IAP	13626	354	7542	353	5907	10334	2817	2765	2812	3085	2023	2044	1974	2538	58174

M. Take herbs?

[VAR: MHDOHERB]

<u>RESPONSE</u>	<u>PUNCH</u>	<u>YEAR</u>														
		<u>1972-82</u>	<u>1982B</u>	<u>1983-87</u>	<u>1987B</u>	<u>1988-91</u>	<u>1993-98</u>	<u>2000</u>	<u>2002</u>	<u>2004</u>	<u>2006</u>	<u>2008</u>	<u>2010</u>	<u>2012</u>	<u>2014</u>	<u>ALL</u>
Yes	1	0	0	0	0	0	0	0	0	0	3	0	0	0	0	3
No	2	0	0	0	0	0	0	0	0	0	1404	0	0	0	0	1404
Don't know	8	0	0	0	0	0	0	0	0	0	12	0	0	0	0	12
No Answer	9	0	0	0	0	0	0	0	0	0	6	0	0	0	0	6
Not Applicable	IAP	13626	354	7542	353	5907	10334	2817	2765	2812	3085	2023	2044	1974	2538	58174

N. Try to forget about it?

[VAR: MHDOFRGT]

<u>RESPONSE</u>	<u>PUNCH</u>	<u>YEAR</u>														
		<u>1972-82</u>	<u>1982B</u>	<u>1983-87</u>	<u>1987B</u>	<u>1988-91</u>	<u>1993-98</u>	<u>2000</u>	<u>2002</u>	<u>2004</u>	<u>2006</u>	<u>2008</u>	<u>2010</u>	<u>2012</u>	<u>2014</u>	<u>ALL</u>
Yes	1	0	0	0	0	0	0	0	0	0	7	0	0	0	0	7
No	2	0	0	0	0	0	0	0	0	0	1400	0	0	0	0	1400
Don't know	8	0	0	0	0	0	0	0	0	0	12	0	0	0	0	12
No Answer	9	0	0	0	0	0	0	0	0	0	6	0	0	0	0	6
Not Applicable	IAP	13626	354	7542	353	5907	10334	2817	2765	2812	3085	2023	2044	1974	2538	58174

O. Get involved in other activities?

[VAR: MHDOACTV]

<u>RESPONSE</u>	<u>PUNCH</u>	<u>YEAR</u>														
		<u>1972-82</u>	<u>1982B</u>	<u>1983-87</u>	<u>1987B</u>	<u>1988-91</u>	<u>1993-98</u>	<u>2000</u>	<u>2002</u>	<u>2004</u>	<u>2006</u>	<u>2008</u>	<u>2010</u>	<u>2012</u>	<u>2014</u>	<u>ALL</u>
Yes	1	0	0	0	0	0	0	0	0	0	47	0	0	0	0	47
No	2	0	0	0	0	0	0	0	0	0	1360	0	0	0	0	1360
Don't know	8	0	0	0	0	0	0	0	0	0	12	0	0	0	0	12
No Answer	9	0	0	0	0	0	0	0	0	0	6	0	0	0	0	6
Not Applicable	IAP	13626	354	7542	353	5907	10334	2817	2765	2812	3085	2023	2044	1974	2538	58174

P. Get involved in a group?

[VAR: MHDOGRP]

<u>RESPONSE</u>	<u>PUNCH</u>	<u>YEAR</u>														
		<u>1972-82</u>	<u>1982B</u>	<u>1983-87</u>	<u>1987B</u>	<u>1988-91</u>	<u>1993-98</u>	<u>2000</u>	<u>2002</u>	<u>2004</u>	<u>2006</u>	<u>2008</u>	<u>2010</u>	<u>2012</u>	<u>2014</u>	<u>ALL</u>
Yes	1	0	0	0	0	0	0	0	0	0	21	0	0	0	0	21
No	2	0	0	0	0	0	0	0	0	0	1386	0	0	0	0	1386
Don't know	8	0	0	0	0	0	0	0	0	0	12	0	0	0	0	12
No Answer	9	0	0	0	0	0	0	0	0	0	6	0	0	0	0	6
Not Applicable	IAP	13626	354	7542	353	5907	10334	2817	2765	2812	3085	2023	2044	1974	2538	58174

Q. Eat better/change diet?

[VAR: MHDODIET]

<u>RESPONSE</u>	<u>PUNCH</u>	<u>YEAR</u>														
		<u>1972-82</u>	<u>1982B</u>	<u>1983-87</u>	<u>1987B</u>	<u>1988-91</u>	<u>1993-98</u>	<u>2000</u>	<u>2002</u>	<u>2004</u>	<u>2006</u>	<u>2008</u>	<u>2010</u>	<u>2012</u>	<u>2014</u>	<u>ALL</u>
Yes	1	0	0	0	0	0	0	0	0	0	30	0	0	0	0	30
No	2	0	0	0	0	0	0	0	0	0	1377	0	0	0	0	1377
Don't know	8	0	0	0	0	0	0	0	0	0	12	0	0	0	0	12
No Answer	9	0	0	0	0	0	0	0	0	0	6	0	0	0	0	6
Not Applicable	IAP	13626	354	7542	353	5907	10334	2817	2765	2812	3085	2023	2044	1974	2538	58174

Q. Start exercising?

[VAR: MHDOEXRC]

<u>RESPONSE</u>	<u>PUNCH</u>	<u>YEAR</u>														
		<u>1972-82</u>	<u>1982B</u>	<u>1983-87</u>	<u>1987B</u>	<u>1988-91</u>	<u>1993-98</u>	<u>2000</u>	<u>2002</u>	<u>2004</u>	<u>2006</u>	<u>2008</u>	<u>2010</u>	<u>2012</u>	<u>2014</u>	<u>ALL</u>
Yes	1	0	0	0	0	0	0	0	0	0	37	0	0	0	0	37
No	2	0	0	0	0	0	0	0	0	0	1370	0	0	0	0	1370
Don't know	8	0	0	0	0	0	0	0	0	0	12	0	0	0	0	12
No Answer	9	0	0	0	0	0	0	0	0	0	6	0	0	0	0	6
Not Applicable	IAP	13626	354	7542	353	5907	10334	2817	2765	2812	3085	2023	2044	1974	2538	58174

S. Move to another location?

[VAR: MHDOMOVE]

<u>RESPONSE</u>	<u>PUNCH</u>	<u>YEAR</u>														
		<u>1972-82</u>	<u>1982B</u>	<u>1983-87</u>	<u>1987B</u>	<u>1988-91</u>	<u>1993-98</u>	<u>2000</u>	<u>2002</u>	<u>2004</u>	<u>2006</u>	<u>2008</u>	<u>2010</u>	<u>2012</u>	<u>2014</u>	<u>ALL</u>
Yes	1	0	0	0	0	0	0	0	0	0	9	0	0	0	0	9
No	2	0	0	0	0	0	0	0	0	0	1398	0	0	0	0	1398
Don't know	8	0	0	0	0	0	0	0	0	0	12	0	0	0	0	12
No Answer	9	0	0	0	0	0	0	0	0	0	6	0	0	0	0	6
Not Applicable	IAP	13626	354	7542	353	5907	10334	2817	2765	2812	3085	2023	2044	1974	2538	58174

T. Other Mentions (Specify: _____)?

[VAR: MHDOOTH]

<u>RESPONSE</u>	<u>PUNCH</u>	<u>YEAR</u>														
		<u>1972-82</u>	<u>1982B</u>	<u>1983-87</u>	<u>1987B</u>	<u>1988-91</u>	<u>1993-98</u>	<u>2000</u>	<u>2002</u>	<u>2004</u>	<u>2006</u>	<u>2008</u>	<u>2010</u>	<u>2012</u>	<u>2014</u>	<u>ALL</u>
Yes	1	0	0	0	0	0	0	0	0	0	98	0	0	0	0	98
No	2	0	0	0	0	0	0	0	0	0	1309	0	0	0	0	1309
Don't know	8	0	0	0	0	0	0	0	0	0	12	0	0	0	0	12
No Answer	9	0	0	0	0	0	0	0	0	0	6	0	0	0	0	6
Not Applicable	IAP	13626	354	7542	353	5907	10334	2817	2765	2812	3085	2023	2044	1974	2538	58174

U. Nothing?

[VAR: MHDONONE]

<u>RESPONSE</u>	<u>PUNCH</u>	<u>YEAR</u>														
		<u>1972-82</u>	<u>1982B</u>	<u>1983-87</u>	<u>1987B</u>	<u>1988-91</u>	<u>1993-98</u>	<u>2000</u>	<u>2002</u>	<u>2004</u>	<u>2006</u>	<u>2008</u>	<u>2010</u>	<u>2012</u>	<u>2014</u>	<u>ALL</u>
Yes	1	0	0	0	0	0	0	0	0	0	11	0	0	0	0	11
No	2	0	0	0	0	0	0	0	0	0	1396	0	0	0	0	1396
Don't know	8	0	0	0	0	0	0	0	0	0	12	0	0	0	0	12
No Answer	9	0	0	0	0	0	0	0	0	0	6	0	0	0	0	6
Not Applicable	IAP	13626	354	7542	353	5907	10334	2817	2765	2812	3085	2023	2044	1974	2538	58174

1217. Is it very likely, somewhat likely, not very likely, or not at all likely that [NAME]'s situation is caused by...

A. (His/Her) own bad character.

[VAR: MHCHRCTR]

<u>RESPONSE</u>	<u>PUNCH</u>	<u>YEAR</u>														
		<u>1972-82</u>	<u>1982B</u>	<u>1983-87</u>	<u>1987B</u>	<u>1988-91</u>	<u>1993-98</u>	<u>2000</u>	<u>2002</u>	<u>2004</u>	<u>2006</u>	<u>2008</u>	<u>2010</u>	<u>2012</u>	<u>2014</u>	<u>ALL</u>
Very likely	1	0	0	0	0	0	0	0	0	0	82	0	0	0	0	82
Somewhat likely	2	0	0	0	0	0	0	0	0	0	252	0	0	0	0	252
Not very likely, or	3	0	0	0	0	0	0	0	0	0	527	0	0	0	0	527
Not at all likely	4	0	0	0	0	0	0	0	0	0	531	0	0	0	0	531
Don't know	8	0	0	0	0	0	0	0	0	0	27	0	0	0	0	27
No Answer	9	0	0	0	0	0	0	0	0	0	6	0	0	0	0	6
Not Applicable	IAP	13626	354	7542	353	5907	10334	2817	2765	2812	3085	2023	2044	1974	2538	58174

B. A brain disease or disorder.

[VAR: MHBRAIN]

<u>RESPONSE</u>	<u>PUNCH</u>	<u>YEAR</u>														
		<u>1972-82</u>	<u>1982B</u>	<u>1983-87</u>	<u>1987B</u>	<u>1988-91</u>	<u>1993-98</u>	<u>2000</u>	<u>2002</u>	<u>2004</u>	<u>2006</u>	<u>2008</u>	<u>2010</u>	<u>2012</u>	<u>2014</u>	<u>ALL</u>
Very likely	1	0	0	0	0	0	0	0	0	0	220	0	0	0	0	220
Somewhat likely	2	0	0	0	0	0	0	0	0	0	549	0	0	0	0	549
Not very likely, or	3	0	0	0	0	0	0	0	0	0	356	0	0	0	0	356
Not at all likely	4	0	0	0	0	0	0	0	0	0	243	0	0	0	0	243
Don't know	8	0	0	0	0	0	0	0	0	0	51	0	0	0	0	51
No Answer	9	0	0	0	0	0	0	0	0	0	6	0	0	0	0	6
Not Applicable	IAP	13626	354	7542	353	5907	10334	2817	2765	2812	3085	2023	2044	1974	2538	58174

C. The way (he/she) was raised.

[VAR: MHRAISED]

<u>RESPONSE</u>	<u>PUNCH</u>	<u>YEAR</u>														
		<u>1972-82</u>	<u>1982B</u>	<u>1983-87</u>	<u>1987B</u>	<u>1988-91</u>	<u>1993-98</u>	<u>2000</u>	<u>2002</u>	<u>2004</u>	<u>2006</u>	<u>2008</u>	<u>2010</u>	<u>2012</u>	<u>2014</u>	<u>ALL</u>
Very likely	1	0	0	0	0	0	0	0	0	0	70	0	0	0	0	70
Somewhat likely	2	0	0	0	0	0	0	0	0	0	419	0	0	0	0	419
Not very likely, or	3	0	0	0	0	0	0	0	0	0	482	0	0	0	0	482
Not at all likely	4	0	0	0	0	0	0	0	0	0	409	0	0	0	0	409
Don't know	8	0	0	0	0	0	0	0	0	0	39	0	0	0	0	39
No Answer	9	0	0	0	0	0	0	0	0	0	6	0	0	0	0	6
Not Applicable	IAP	13626	354	7542	353	5907	10334	2817	2765	2812	3085	2023	2044	1974	2538	58174

D. Stress

[VAR: MHSTRESS]

<u>RESPONSE</u>	<u>PUNCH</u>	<u>YEAR</u>														
		<u>1972-82</u>	<u>1982B</u>	<u>1983-87</u>	<u>1987B</u>	<u>1988-91</u>	<u>1993-98</u>	<u>2000</u>	<u>2002</u>	<u>2004</u>	<u>2006</u>	<u>2008</u>	<u>2010</u>	<u>2012</u>	<u>2014</u>	<u>ALL</u>
Very likely	1	0	0	0	0	0	0	0	0	0	416	0	0	0	0	416
Somewhat likely	2	0	0	0	0	0	0	0	0	0	760	0	0	0	0	760
Not very likely, or	3	0	0	0	0	0	0	0	0	0	163	0	0	0	0	163
Not at all likely	4	0	0	0	0	0	0	0	0	0	59	0	0	0	0	59
Don't know	8	0	0	0	0	0	0	0	0	0	20	0	0	0	0	20
No Answer	9	0	0	0	0	0	0	0	0	0	7	0	0	0	0	7
Not Applicable	IAP	13626	354	7542	353	5907	10334	2817	2765	2812	3085	2023	2044	1974	2538	58174

E. A genetic or inherited problem.

[VAR: MHGENES]

<u>RESPONSE</u>	<u>PUNCH</u>	<u>YEAR</u>														
		<u>1972-82</u>	<u>1982B</u>	<u>1983-87</u>	<u>1987B</u>	<u>1988-91</u>	<u>1993-98</u>	<u>2000</u>	<u>2002</u>	<u>2004</u>	<u>2006</u>	<u>2008</u>	<u>2010</u>	<u>2012</u>	<u>2014</u>	<u>ALL</u>
Very likely	1	0	0	0	0	0	0	0	0	0	206	0	0	0	0	206
Somewhat likely	2	0	0	0	0	0	0	0	0	0	793	0	0	0	0	793
Not very likely, or	3	0	0	0	0	0	0	0	0	0	293	0	0	0	0	293
Not at all likely	4	0	0	0	0	0	0	0	0	0	85	0	0	0	0	85
Don't know	8	0	0	0	0	0	0	0	0	0	41	0	0	0	0	41
No Answer	9	0	0	0	0	0	0	0	0	0	7	0	0	0	0	7
Not Applicable	IAP	13626	354	7542	353	5907	10334	2817	2765	2812	3085	2023	2044	1974	2538	58174

F. God's will

[VAR: MHGOD]

<u>RESPONSE</u>	<u>PUNCH</u>	<u>YEAR</u>														
		<u>1972-82</u>	<u>1982B</u>	<u>1983-87</u>	<u>1987B</u>	<u>1988-91</u>	<u>1993-98</u>	<u>2000</u>	<u>2002</u>	<u>2004</u>	<u>2006</u>	<u>2008</u>	<u>2010</u>	<u>2012</u>	<u>2014</u>	<u>ALL</u>
Very likely	1	0	0	0	0	0	0	0	0	0	96	0	0	0	0	96
Somewhat likely	2	0	0	0	0	0	0	0	0	0	190	0	0	0	0	190
Not very likely, or	3	0	0	0	0	0	0	0	0	0	305	0	0	0	0	305
Not at all likely	4	0	0	0	0	0	0	0	0	0	796	0	0	0	0	796
Don't know	8	0	0	0	0	0	0	0	0	0	29	0	0	0	0	29
No Answer	9	0	0	0	0	0	0	0	0	0	9	0	0	0	0	9
Not Applicable	IAP	13626	354	7542	353	5907	10334	2817	2765	2812	3085	2023	2044	1974	2538	58174

G. Bad luck

[VAR: MHLUCK]

<u>RESPONSE</u>	<u>PUNCH</u>	<u>YEAR</u>														
		<u>1972-82</u>	<u>1982B</u>	<u>1983-87</u>	<u>1987B</u>	<u>1988-91</u>	<u>1993-98</u>	<u>2000</u>	<u>2002</u>	<u>2004</u>	<u>2006</u>	<u>2008</u>	<u>2010</u>	<u>2012</u>	<u>2014</u>	<u>ALL</u>
Very likely	1	0	0	0	0	0	0	0	0	0	36	0	0	0	0	36
Somewhat likely	2	0	0	0	0	0	0	0	0	0	221	0	0	0	0	221
Not very likely, or	3	0	0	0	0	0	0	0	0	0	402	0	0	0	0	402
Not at all likely	4	0	0	0	0	0	0	0	0	0	737	0	0	0	0	737
Don't know	8	0	0	0	0	0	0	0	0	0	23	0	0	0	0	23
No Answer	9	0	0	0	0	0	0	0	0	0	6	0	0	0	0	6
Not Applicable	IAP	13626	354	7542	353	5907	10334	2817	2765	2812	3085	2023	2044	1974	2538	58174

H. Is it very likely, somewhat likely, not very likely, or not at all likely that [NAME] is experiencing...

The normal ups-and-downs of life.

[VAR: MHUPDOWN]

<u>RESPONSE</u>	<u>PUNCH</u>	<u>YEAR</u>														
		<u>1972-82</u>	<u>1982B</u>	<u>1983-87</u>	<u>1987B</u>	<u>1988-91</u>	<u>1993-98</u>	<u>2000</u>	<u>2002</u>	<u>2004</u>	<u>2006</u>	<u>2008</u>	<u>2010</u>	<u>2012</u>	<u>2014</u>	<u>ALL</u>
Very likely	1	0	0	0	0	0	0	0	0	0	232	0	0	0	0	232
Somewhat likely	2	0	0	0	0	0	0	0	0	0	600	0	0	0	0	600
Not very likely, or	3	0	0	0	0	0	0	0	0	0	344	0	0	0	0	344
Not at all likely	4	0	0	0	0	0	0	0	0	0	225	0	0	0	0	225
Don't know	8	0	0	0	0	0	0	0	0	0	18	0	0	0	0	18
No Answer	9	0	0	0	0	0	0	0	0	0	6	0	0	0	0	6
Not Applicable	IAP	13626	354	7542	353	5907	10334	2817	2765	2812	3085	2023	2044	1974	2538	58174

I. A mental illness

[VAR: MHILLNSS]

<u>RESPONSE</u>	<u>PUNCH</u>	<u>YEAR</u>														
		<u>1972-82</u>	<u>1982B</u>	<u>1983-87</u>	<u>1987B</u>	<u>1988-91</u>	<u>1993-98</u>	<u>2000</u>	<u>2002</u>	<u>2004</u>	<u>2006</u>	<u>2008</u>	<u>2010</u>	<u>2012</u>	<u>2014</u>	<u>ALL</u>
Very likely	1	0	0	0	0	0	0	0	0	0	431	0	0	0	0	431
Somewhat likely	2	0	0	0	0	0	0	0	0	0	493	0	0	0	0	493
Not very likely, or	3	0	0	0	0	0	0	0	0	0	274	0	0	0	0	274
Not at all likely	4	0	0	0	0	0	0	0	0	0	199	0	0	0	0	199
Don't know	8	0	0	0	0	0	0	0	0	0	22	0	0	0	0	22
No Answer	9	0	0	0	0	0	0	0	0	0	6	0	0	0	0	6
Not Applicable	IAP	13626	354	7542	353	5907	10334	2817	2765	2812	3085	2023	2044	1974	2538	58174

J. A physical illness

[VAR: MHPHYSCL]

<u>RESPONSE</u>	<u>PUNCH</u>	<u>YEAR</u>														
		<u>1972-82</u>	<u>1982B</u>	<u>1983-87</u>	<u>1987B</u>	<u>1988-91</u>	<u>1993-98</u>	<u>2000</u>	<u>2002</u>	<u>2004</u>	<u>2006</u>	<u>2008</u>	<u>2010</u>	<u>2012</u>	<u>2014</u>	<u>ALL</u>
Very likely	1	0	0	0	0	0	0	0	0	0	345	0	0	0	0	345
Somewhat likely	2	0	0	0	0	0	0	0	0	0	718	0	0	0	0	718
Not very likely, or	3	0	0	0	0	0	0	0	0	0	232	0	0	0	0	232
Not at all likely	4	0	0	0	0	0	0	0	0	0	98	0	0	0	0	98
Don't know	8	0	0	0	0	0	0	0	0	0	26	0	0	0	0	26
No Answer	9	0	0	0	0	0	0	0	0	0	6	0	0	0	0	6
Not Applicable	IAP	13626	354	7542	353	5907	10334	2817	2765	2812	3085	2023	2044	1974	2538	58174

1218. Would you be definitely willing, probably willing, probably unwilling, or definitely unwilling...

A. To have [NAME] as a neighbor?

[VAR: MHNEIHBR]

<u>RESPONSE</u>	<u>PUNCH</u>	<u>YEAR</u>														
		<u>1972-82</u>	<u>1982B</u>	<u>1983-87</u>	<u>1987B</u>	<u>1988-91</u>	<u>1993-98</u>	<u>2000</u>	<u>2002</u>	<u>2004</u>	<u>2006</u>	<u>2008</u>	<u>2010</u>	<u>2012</u>	<u>2014</u>	<u>ALL</u>
Definitely willing	1	0	0	0	0	0	0	0	0	0	473	0	0	0	0	473
Probably willing	2	0	0	0	0	0	0	0	0	0	691	0	0	0	0	691
Probably unwilling	3	0	0	0	0	0	0	0	0	0	175	0	0	0	0	175
Definitely unwilling	4	0	0	0	0	0	0	0	0	0	58	0	0	0	0	58
Don't know	8	0	0	0	0	0	0	0	0	0	20	0	0	0	0	20
No Answer	9	0	0	0	0	0	0	0	0	0	8	0	0	0	0	8
Not Applicable	IAP	13626	354	7542	353	5907	10334	2817	2765	2812	3085	2023	2044	1974	2538	58174

B. To spend time socializing with [NAME]?

[VAR: MHSOCIAL]

<u>RESPONSE</u>	<u>PUNCH</u>	<u>YEAR</u>														
		<u>1972-82</u>	<u>1982B</u>	<u>1983-87</u>	<u>1987B</u>	<u>1988-91</u>	<u>1993-98</u>	<u>2000</u>	<u>2002</u>	<u>2004</u>	<u>2006</u>	<u>2008</u>	<u>2010</u>	<u>2012</u>	<u>2014</u>	<u>ALL</u>
Definitely willing	1	0	0	0	0	0	0	0	0	0	370	0	0	0	0	370
Probably willing	2	0	0	0	0	0	0	0	0	0	704	0	0	0	0	704
Probably unwilling	3	0	0	0	0	0	0	0	0	0	260	0	0	0	0	260
Definitely unwilling	4	0	0	0	0	0	0	0	0	0	64	0	0	0	0	64
Don't know	8	0	0	0	0	0	0	0	0	0	21	0	0	0	0	21
No Answer	9	0	0	0	0	0	0	0	0	0	6	0	0	0	0	6
Not Applicable	IAP	13626	354	7542	353	5907	10334	2817	2765	2812	3085	2023	2044	1974	2538	58174

C. To have [NAME] care for your children or children you know?

[VAR: MHKDCARE]

<u>RESPONSE</u>	<u>PUNCH</u>	<u>YEAR</u>														
		<u>1972-82</u>	<u>1982B</u>	<u>1983-87</u>	<u>1987B</u>	<u>1988-91</u>	<u>1993-98</u>	<u>2000</u>	<u>2002</u>	<u>2004</u>	<u>2006</u>	<u>2008</u>	<u>2010</u>	<u>2012</u>	<u>2014</u>	<u>ALL</u>
Definitely willing	1	0	0	0	0	0	0	0	0	0	86	0	0	0	0	86
Probably willing	2	0	0	0	0	0	0	0	0	0	216	0	0	0	0	216
Probably unwilling	3	0	0	0	0	0	0	0	0	0	430	0	0	0	0	430
Definitely unwilling	4	0	0	0	0	0	0	0	0	0	654	0	0	0	0	654
Don't know	8	0	0	0	0	0	0	0	0	0	32	0	0	0	0	32
No Answer	9	0	0	0	0	0	0	0	0	0	7	0	0	0	0	7
Not Applicable	IAP	13626	354	7542	353	5907	10334	2817	2765	2812	3085	2023	2044	1974	2538	58174

D. To make friends with [NAME]?

[VAR: MHFRIEND]

<u>RESPONSE</u>	<u>PUNCH</u>	<u>YEAR</u>														
		<u>1972-82</u>	<u>1982B</u>	<u>1983-87</u>	<u>1987B</u>	<u>1988-91</u>	<u>1993-98</u>	<u>2000</u>	<u>2002</u>	<u>2004</u>	<u>2006</u>	<u>2008</u>	<u>2010</u>	<u>2012</u>	<u>2014</u>	<u>ALL</u>
Definitely willing	1	0	0	0	0	0	0	0	0	0	410	0	0	0	0	410
Probably willing	2	0	0	0	0	0	0	0	0	0	776	0	0	0	0	776
Probably unwilling	3	0	0	0	0	0	0	0	0	0	160	0	0	0	0	160
Definitely unwilling	4	0	0	0	0	0	0	0	0	0	55	0	0	0	0	55
Don't know	8	0	0	0	0	0	0	0	0	0	18	0	0	0	0	18
No Answer	9	0	0	0	0	0	0	0	0	0	6	0	0	0	0	6
Not Applicable	IAP	13626	354	7542	353	5907	10334	2817	2765	2812	3085	2023	2044	1974	2538	58174

E. To work closely with [NAME] on a job?

[VAR: MHWKWITH]

<u>RESPONSE</u>	<u>PUNCH</u>	<u>YEAR</u>														
		<u>1972-82</u>	<u>1982B</u>	<u>1983-87</u>	<u>1987B</u>	<u>1988-91</u>	<u>1993-98</u>	<u>2000</u>	<u>2002</u>	<u>2004</u>	<u>2006</u>	<u>2008</u>	<u>2010</u>	<u>2012</u>	<u>2014</u>	<u>ALL</u>
Definitely willing	1	0	0	0	0	0	0	0	0	0	310	0	0	0	0	310
Probably willing	2	0	0	0	0	0	0	0	0	0	601	0	0	0	0	601
Probably unwilling	3	0	0	0	0	0	0	0	0	0	342	0	0	0	0	342
Definitely unwilling	4	0	0	0	0	0	0	0	0	0	142	0	0	0	0	142
Don't know	8	0	0	0	0	0	0	0	0	0	24	0	0	0	0	24
No Answer	9	0	0	0	0	0	0	0	0	0	6	0	0	0	0	6
Not Applicable	IAP	13626	354	7542	353	5907	10334	2817	2765	2812	3085	2023	2044	1974	2538	58174

F. To have [NAME] marry someone related to you?

[VAR: MHWEDREL]

<u>RESPONSE</u>	<u>PUNCH</u>	<u>YEAR</u>														
		<u>1972-82</u>	<u>1982B</u>	<u>1983-87</u>	<u>1987B</u>	<u>1988-91</u>	<u>1993-98</u>	<u>2000</u>	<u>2002</u>	<u>2004</u>	<u>2006</u>	<u>2008</u>	<u>2010</u>	<u>2012</u>	<u>2014</u>	<u>ALL</u>
Definitely willing	1	0	0	0	0	0	0	0	0	0	166	0	0	0	0	166
Probably willing	2	0	0	0	0	0	0	0	0	0	445	0	0	0	0	445
Probably unwilling	3	0	0	0	0	0	0	0	0	0	409	0	0	0	0	409
Definitely unwilling	4	0	0	0	0	0	0	0	0	0	330	0	0	0	0	330
Don't know	8	0	0	0	0	0	0	0	0	0	65	0	0	0	0	65
No Answer	9	0	0	0	0	0	0	0	0	0	10	0	0	0	0	10
Not Applicable	IAP	13626	354	7542	353	5907	10334	2817	2765	2812	3085	2023	2044	1974	2538	58174

1219. How likely is it that [NAME]'s situation will improve on its own? Is it very likely, somewhat likely, not very likely, or not at all likely?

[VAR: MHIMPOWN]

<u>RESPONSE</u>	<u>PUNCH</u>	<u>YEAR</u>														
		<u>1972-82</u>	<u>1982B</u>	<u>1983-87</u>	<u>1987B</u>	<u>1988-91</u>	<u>1993-98</u>	<u>2000</u>	<u>2002</u>	<u>2004</u>	<u>2006</u>	<u>2008</u>	<u>2010</u>	<u>2012</u>	<u>2014</u>	<u>ALL</u>
Very likely	1	0	0	0	0	0	0	0	0	0	56	0	0	0	0	56
Somewhat likely	2	0	0	0	0	0	0	0	0	0	259	0	0	0	0	259
Not very likely, or	3	0	0	0	0	0	0	0	0	0	651	0	0	0	0	651
Not at all likely	4	0	0	0	0	0	0	0	0	0	432	0	0	0	0	432
Don't know	8	0	0	0	0	0	0	0	0	0	20	0	0	0	0	20
No Answer	9	0	0	0	0	0	0	0	0	0	7	0	0	0	0	7
Not Applicable	IAP	13626	354	7542	353	5907	10334	2817	2765	2812	3085	2023	2044	1974	2538	58174

1220. How likely is it that [NAME]'s situation will improve with treatment? Is it very likely, somewhat likely, not very likely, or not at all likely?

[VAR: MHIMPTRT]

RESPONSE	PUNCH	YEAR														
		<u>1972-82</u>	<u>1982B</u>	<u>1983-87</u>	<u>1987B</u>	<u>1988-91</u>	<u>1993-98</u>	<u>2000</u>	<u>2002</u>	<u>2004</u>	<u>2006</u>	<u>2008</u>	<u>2010</u>	<u>2012</u>	<u>2014</u>	<u>ALL</u>
Very likely	1	0	0	0	0	0	0	0	0	0	798	0	0	0	0	798
Somewhat likely	2	0	0	0	0	0	0	0	0	0	575	0	0	0	0	575
Not very likely, or	3	0	0	0	0	0	0	0	0	0	23	0	0	0	0	23
Not at all likely	4	0	0	0	0	0	0	0	0	0	9	0	0	0	0	9
Don't know	8	0	0	0	0	0	0	0	0	0	13	0	0	0	0	13
No Answer	9	0	0	0	0	0	0	0	0	0	7	0	0	0	0	7
Not Applicable	IAP	13626	354	7542	353	5907	10334	2817	2765	2812	3085	2023	2044	1974	2538	58174

1221. How able is [NAME] to decide whether or not (he/she) should receive treatment. Would you say...

HAND CARD Q14

[VAR: MHDECSLF]

RESPONSE	PUNCH	YEAR														
		<u>1972-82</u>	<u>1982B</u>	<u>1983-87</u>	<u>1987B</u>	<u>1988-91</u>	<u>1993-98</u>	<u>2000</u>	<u>2002</u>	<u>2004</u>	<u>2006</u>	<u>2008</u>	<u>2010</u>	<u>2012</u>	<u>2014</u>	<u>ALL</u>
Very able	1	0	0	0	0	0	0	0	0	0	389	0	0	0	0	389
Moderately able	2	0	0	0	0	0	0	0	0	0	488	0	0	0	0	488
Not very able, or	3	0	0	0	0	0	0	0	0	0	407	0	0	0	0	407
Not at all able	4	0	0	0	0	0	0	0	0	0	103	0	0	0	0	103
Don't know	8	0	0	0	0	0	0	0	0	0	30	0	0	0	0	30
No Answer	9	0	0	0	0	0	0	0	0	0	8	0	0	0	0	8
Not Applicable	IAP	13626	354	7542	353	5907	10334	2817	2765	2812	3085	2023	2044	1974	2538	58174

REMARKS: Hand Card Q14 contains responses 1-4

1222. How able is [NAME] to make decisions about managing (his/her) own money?

HAND CARD Q14

[VAR: MHMONEY]

RESPONSE	PUNCH	YEAR														
		1972-82	1982B	1983-87	1987B	1988-91	1993-98	2000	2002	2004	2006	2008	2010	2012	2014	ALL
Very able	1	0	0	0	0	0	0	0	0	0	366	0	0	0	0	366
Moderately able	2	0	0	0	0	0	0	0	0	0	456	0	0	0	0	456
Not very able, or	3	0	0	0	0	0	0	0	0	0	420	0	0	0	0	420
Not at all able	4	0	0	0	0	0	0	0	0	0	119	0	0	0	0	119
Don't know	8	0	0	0	0	0	0	0	0	0	54	0	0	0	0	54
No Answer	9	0	0	0	0	0	0	0	0	0	10	0	0	0	0	10
Not Applicable	IAP	13626	354	7542	353	5907	10334	2817	2765	2812	3085	2023	2044	1974	2538	58174

REMARKS: Hand Card Q14 contains responses 1-4

1223. For the next several questions, please tell me whether you strongly agree, agree, disagree, or strongly disagree with the statement.

HAND CARD Q15

A. Getting treatment would make [NAME] an outsider in (his/her) community.

[VAR: MHOUTSDR]

RESPONSE	PUNCH	YEAR														
		1972-82	1982B	1983-87	1987B	1988-91	1993-98	2000	2002	2004	2006	2008	2010	2012	2014	ALL
Strongly agree	1	0	0	0	0	0	0	0	0	0	26	0	0	0	0	26
Agree	2	0	0	0	0	0	0	0	0	0	103	0	0	0	0	103
Disagree, or	3	0	0	0	0	0	0	0	0	0	772	0	0	0	0	772
Strongly disagree	4	0	0	0	0	0	0	0	0	0	501	0	0	0	0	501
Don't know	8	0	0	0	0	0	0	0	0	0	15	0	0	0	0	15
No Answer	9	0	0	0	0	0	0	0	0	0	8	0	0	0	0	8
Not Applicable	IAP	13626	354	7542	353	5907	10334	2817	2765	2812	3085	2023	2044	1974	2538	58174

B. If [NAME] let people know (he/she) is in treatment, (he/she) would lose some of (his/her) friends.

[VAR: MHLOSEFR]

RESPONSE	PUNCH	YEAR														
		1972-82	1982B	1983-87	1987B	1988-91	1993-98	2000	2002	2004	2006	2008	2010	2012	2014	ALL
Strongly agree	1	0	0	0	0	0	0	0	0	0	21	0	0	0	0	21
Agree	2	0	0	0	0	0	0	0	0	0	375	0	0	0	0	375
Disagree, or	3	0	0	0	0	0	0	0	0	0	700	0	0	0	0	700
Strongly disagree	4	0	0	0	0	0	0	0	0	0	306	0	0	0	0	306
Don't know	8	0	0	0	0	0	0	0	0	0	15	0	0	0	0	15
No Answer	9	0	0	0	0	0	0	0	0	0	8	0	0	0	0	8
Not Applicable	IAP	13626	354	7542	353	5907	10334	2817	2765	2812	3085	2023	2044	1974	2538	58174

C. No matter how much [NAME] achieves, (his/her) opportunities would still be limited if people knew (he/she) had received treatment.

[VAR: MHLESSOP]

RESPONSE	PUNCH	YEAR														
		1972-82	1982B	1983-87	1987B	1988-91	1993-98	2000	2002	2004	2006	2008	2010	2012	2014	ALL
Strongly agree	1	0	0	0	0	0	0	0	0	0	31	0	0	0	0	31
Agree	2	0	0	0	0	0	0	0	0	0	431	0	0	0	0	431
Disagree, or	3	0	0	0	0	0	0	0	0	0	681	0	0	0	0	681
Strongly disagree	4	0	0	0	0	0	0	0	0	0	246	0	0	0	0	246
Don't know	8	0	0	0	0	0	0	0	0	0	28	0	0	0	0	28
No Answer	9	0	0	0	0	0	0	0	0	0	8	0	0	0	0	8
Not Applicable	IAP	13626	354	7542	353	5907	10334	2817	2765	2812	3085	2023	2044	1974	2538	58174

D. Being around [NAME] would make me feel uncomfortable.

[VAR: MHUNEASY]

RESPONSE	PUNCH	YEAR														
		1972-82	1982B	1983-87	1987B	1988-91	1993-98	2000	2002	2004	2006	2008	2010	2012	2014	ALL
Strongly agree	1	0	0	0	0	0	0	0	0	0	30	0	0	0	0	30
Agree	2	0	0	0	0	0	0	0	0	0	236	0	0	0	0	236
Disagree, or	3	0	0	0	0	0	0	0	0	0	802	0	0	0	0	802
Strongly disagree	4	0	0	0	0	0	0	0	0	0	335	0	0	0	0	335
Don't know	8	0	0	0	0	0	0	0	0	0	13	0	0	0	0	13
No Answer	9	0	0	0	0	0	0	0	0	0	9	0	0	0	0	9
Not Applicable	IAP	13626	354	7542	353	5907	10334	2817	2765	2812	3085	2023	2044	1974	2538	58174

E. People like [NAME] are unpredictable.

[VAR: MHUNSURE]

<u>RESPONSE</u>	<u>PUNCH</u>	<u>YEAR</u>														
		<u>1972-82</u>	<u>1982B</u>	<u>1983-87</u>	<u>1987B</u>	<u>1988-91</u>	<u>1993-98</u>	<u>2000</u>	<u>2002</u>	<u>2004</u>	<u>2006</u>	<u>2008</u>	<u>2010</u>	<u>2012</u>	<u>2014</u>	<u>ALL</u>
Strongly agree	1	0	0	0	0	0	0	0	0	0	96	0	0	0	0	96
Agree	2	0	0	0	0	0	0	0	0	0	612	0	0	0	0	612
Disagree, or	3	0	0	0	0	0	0	0	0	0	508	0	0	0	0	508
Strongly disagree	4	0	0	0	0	0	0	0	0	0	170	0	0	0	0	170
Don't know	8	0	0	0	0	0	0	0	0	0	30	0	0	0	0	30
No Answer	9	0	0	0	0	0	0	0	0	0	9	0	0	0	0	9
Not Applicable	IAP	13626	354	7542	353	5907	10334	2817	2765	2812	3085	2023	2044	1974	2538	58174

F. People like [NAME] are just as intelligent as anyone else.

[VAR: MHINTL]

<u>RESPONSE</u>	<u>PUNCH</u>	<u>YEAR</u>														
		<u>1972-82</u>	<u>1982B</u>	<u>1983-87</u>	<u>1987B</u>	<u>1988-91</u>	<u>1993-98</u>	<u>2000</u>	<u>2002</u>	<u>2004</u>	<u>2006</u>	<u>2008</u>	<u>2010</u>	<u>2012</u>	<u>2014</u>	<u>ALL</u>
Strongly agree	1	0	0	0	0	0	0	0	0	0	422	0	0	0	0	422
Agree	2	0	0	0	0	0	0	0	0	0	850	0	0	0	0	850
Disagree, or	3	0	0	0	0	0	0	0	0	0	95	0	0	0	0	95
Strongly disagree	4	0	0	0	0	0	0	0	0	0	13	0	0	0	0	13
Don't know	8	0	0	0	0	0	0	0	0	0	37	0	0	0	0	37
No Answer	9	0	0	0	0	0	0	0	0	0	8	0	0	0	0	8
Not Applicable	IAP	13626	354	7542	353	5907	10334	2817	2765	2812	3085	2023	2044	1974	2538	58174

G. People like [NAME] should not be allowed to hold public office.

[VAR: MHNTPOL]

<u>RESPONSE</u>	<u>PUNCH</u>	<u>YEAR</u>														
		<u>1972-82</u>	<u>1982B</u>	<u>1983-87</u>	<u>1987B</u>	<u>1988-91</u>	<u>1993-98</u>	<u>2000</u>	<u>2002</u>	<u>2004</u>	<u>2006</u>	<u>2008</u>	<u>2010</u>	<u>2012</u>	<u>2014</u>	<u>ALL</u>
Strongly agree	1	0	0	0	0	0	0	0	0	0	109	0	0	0	0	109
Agree	2	0	0	0	0	0	0	0	0	0	401	0	0	0	0	401
Disagree, or	3	0	0	0	0	0	0	0	0	0	606	0	0	0	0	606
Strongly disagree	4	0	0	0	0	0	0	0	0	0	259	0	0	0	0	259
Don't know	8	0	0	0	0	0	0	0	0	0	40	0	0	0	0	40
No Answer	9	0	0	0	0	0	0	0	0	0	10	0	0	0	0	10
Not Applicable	IAP	13626	354	7542	353	5907	10334	2817	2765	2812	3085	2023	2044	1974	2538	58174

H. People like [NAME] are hard to talk to.

[VAR: MHHRDTLK]

<u>RESPONSE</u>	<u>PUNCH</u>	<u>YEAR</u>														
		<u>1972-82</u>	<u>1982B</u>	<u>1983-87</u>	<u>1987B</u>	<u>1988-91</u>	<u>1993-98</u>	<u>2000</u>	<u>2002</u>	<u>2004</u>	<u>2006</u>	<u>2008</u>	<u>2010</u>	<u>2012</u>	<u>2014</u>	<u>ALL</u>
Strongly agree	1	0	0	0	0	0	0	0	0	0	39	0	0	0	0	39
Agree	2	0	0	0	0	0	0	0	0	0	494	0	0	0	0	494
Disagree, or	3	0	0	0	0	0	0	0	0	0	660	0	0	0	0	660
Strongly disagree	4	0	0	0	0	0	0	0	0	0	184	0	0	0	0	184
Don't know	8	0	0	0	0	0	0	0	0	0	40	0	0	0	0	40
No Answer	9	0	0	0	0	0	0	0	0	0	8	0	0	0	0	8
Not Applicable	IAP	13626	354	7542	353	5907	10334	2817	2765	2812	3085	2023	2044	1974	2538	58174

I. People like [NAME] should not be allowed to have children.

[VAR: MHNOKIDS]

<u>RESPONSE</u>	<u>PUNCH</u>	<u>YEAR</u>														
		<u>1972-82</u>	<u>1982B</u>	<u>1983-87</u>	<u>1987B</u>	<u>1988-91</u>	<u>1993-98</u>	<u>2000</u>	<u>2002</u>	<u>2004</u>	<u>2006</u>	<u>2008</u>	<u>2010</u>	<u>2012</u>	<u>2014</u>	<u>ALL</u>
Strongly agree	1	0	0	0	0	0	0	0	0	0	30	0	0	0	0	30
Agree	2	0	0	0	0	0	0	0	0	0	171	0	0	0	0	171
Disagree, or	3	0	0	0	0	0	0	0	0	0	743	0	0	0	0	743
Strongly disagree	4	0	0	0	0	0	0	0	0	0	414	0	0	0	0	414
Don't know	8	0	0	0	0	0	0	0	0	0	55	0	0	0	0	55
No Answer	9	0	0	0	0	0	0	0	0	0	12	0	0	0	0	12
Not Applicable	IAP	13626	354	7542	353	5907	10334	2817	2765	2812	3085	2023	2044	1974	2538	58174

J. People like [NAME] are more creative than most other people.

[VAR: MHCREATV]

<u>RESPONSE</u>	<u>PUNCH</u>	<u>YEAR</u>														
		<u>1972-82</u>	<u>1982B</u>	<u>1983-87</u>	<u>1987B</u>	<u>1988-91</u>	<u>1993-98</u>	<u>2000</u>	<u>2002</u>	<u>2004</u>	<u>2006</u>	<u>2008</u>	<u>2010</u>	<u>2012</u>	<u>2014</u>	<u>ALL</u>
Strongly agree	1	0	0	0	0	0	0	0	0	0	36	0	0	0	0	36
Agree	2	0	0	0	0	0	0	0	0	0	344	0	0	0	0	344
Disagree, or	3	0	0	0	0	0	0	0	0	0	731	0	0	0	0	731
Strongly disagree	4	0	0	0	0	0	0	0	0	0	105	0	0	0	0	105
Don't know	8	0	0	0	0	0	0	0	0	0	197	0	0	0	0	197
No Answer	9	0	0	0	0	0	0	0	0	0	12	0	0	0	0	12
Not Applicable	IAP	13626	354	7542	353	5907	10334	2817	2765	2812	3085	2023	2044	1974	2538	58174

K. Being around [NAME] would make me feel nervous.

[VAR: MHNERSVS]

<u>RESPONSE</u>	<u>PUNCH</u>	<u>YEAR</u>														
		<u>1972-82</u>	<u>1982B</u>	<u>1983-87</u>	<u>1987B</u>	<u>1988-91</u>	<u>1993-98</u>	<u>2000</u>	<u>2002</u>	<u>2004</u>	<u>2006</u>	<u>2008</u>	<u>2010</u>	<u>2012</u>	<u>2014</u>	<u>ALL</u>
Strongly agree	1	0	0	0	0	0	0	0	0	0	26	0	0	0	0	26
Agree	2	0	0	0	0	0	0	0	0	0	287	0	0	0	0	287
Disagree, or	3	0	0	0	0	0	0	0	0	0	830	0	0	0	0	830
Strongly disagree	4	0	0	0	0	0	0	0	0	0	252	0	0	0	0	252
Don't know	8	0	0	0	0	0	0	0	0	0	21	0	0	0	0	21
No Answer	9	0	0	0	0	0	0	0	0	0	9	0	0	0	0	9
Not Applicable	IAP	13626	354	7542	353	5907	10334	2817	2765	2812	3085	2023	2044	1974	2538	58174

L. People like [NAME] who have jobs are just as productive as most other workers.

[VAR: MHPRDCTV]

<u>RESPONSE</u>	<u>PUNCH</u>	<u>YEAR</u>														
		<u>1972-82</u>	<u>1982B</u>	<u>1983-87</u>	<u>1987B</u>	<u>1988-91</u>	<u>1993-98</u>	<u>2000</u>	<u>2002</u>	<u>2004</u>	<u>2006</u>	<u>2008</u>	<u>2010</u>	<u>2012</u>	<u>2014</u>	<u>ALL</u>
Strongly agree	1	0	0	0	0	0	0	0	0	0	161	0	0	0	0	161
Agree	2	0	0	0	0	0	0	0	0	0	723	0	0	0	0	723
Disagree, or	3	0	0	0	0	0	0	0	0	0	435	0	0	0	0	435
Strongly disagree	4	0	0	0	0	0	0	0	0	0	37	0	0	0	0	37
Don't know	8	0	0	0	0	0	0	0	0	0	61	0	0	0	0	61
No Answer	9	0	0	0	0	0	0	0	0	0	8	0	0	0	0	8
Not Applicable	IAP	13626	354	7542	353	5907	10334	2817	2765	2812	3085	2023	2044	1974	2538	58174

M. [NAME] should feel embarrassed about (his/her) situation.

[VAR: MHFEELEM]

<u>RESPONSE</u>	<u>PUNCH</u>	<u>YEAR</u>														
		<u>1972-82</u>	<u>1982B</u>	<u>1983-87</u>	<u>1987B</u>	<u>1988-91</u>	<u>1993-98</u>	<u>2000</u>	<u>2002</u>	<u>2004</u>	<u>2006</u>	<u>2008</u>	<u>2010</u>	<u>2012</u>	<u>2014</u>	<u>ALL</u>
Strongly agree	1	0	0	0	0	0	0	0	0	0	8	0	0	0	0	8
Agree	2	0	0	0	0	0	0	0	0	0	50	0	0	0	0	50
Disagree, or	3	0	0	0	0	0	0	0	0	0	789	0	0	0	0	789
Strongly disagree	4	0	0	0	0	0	0	0	0	0	554	0	0	0	0	554
Don't know	8	0	0	0	0	0	0	0	0	0	16	0	0	0	0	16
No Answer	9	0	0	0	0	0	0	0	0	0	8	0	0	0	0	8
Not Applicable	IAP	13626	354	7542	353	5907	10334	2817	2765	2812	3085	2023	2044	1974	2538	58174

N. People like [NAME] are just as trustworthy as anyone else.

[VAR: MHTRUSTY]

<u>RESPONSE</u>	<u>PUNCH</u>	<u>YEAR</u>														
		<u>1972-82</u>	<u>1982B</u>	<u>1983-87</u>	<u>1987B</u>	<u>1988-91</u>	<u>1993-98</u>	<u>2000</u>	<u>2002</u>	<u>2004</u>	<u>2006</u>	<u>2008</u>	<u>2010</u>	<u>2012</u>	<u>2014</u>	<u>ALL</u>
Strongly agree	1	0	0	0	0	0	0	0	0	0	217	0	0	0	0	217
Agree	2	0	0	0	0	0	0	0	0	0	816	0	0	0	0	816
Disagree, or	3	0	0	0	0	0	0	0	0	0	285	0	0	0	0	285
Strongly disagree	4	0	0	0	0	0	0	0	0	0	28	0	0	0	0	28
Don't know	8	0	0	0	0	0	0	0	0	0	70	0	0	0	0	70
No Answer	9	0	0	0	0	0	0	0	0	0	9	0	0	0	0	9
Not Applicable	IAP	13626	354	7542	353	5907	10334	2817	2765	2812	3085	2023	2044	1974	2538	58174

O. A person like [NAME] has little or no hope of ever being accepted as a member of (his/her) community.

[VAR: MHACCPD]

<u>RESPONSE</u>	<u>PUNCH</u>	<u>YEAR</u>														
		<u>1972-82</u>	<u>1982B</u>	<u>1983-87</u>	<u>1987B</u>	<u>1988-91</u>	<u>1993-98</u>	<u>2000</u>	<u>2002</u>	<u>2004</u>	<u>2006</u>	<u>2008</u>	<u>2010</u>	<u>2012</u>	<u>2014</u>	<u>ALL</u>
Strongly agree	1	0	0	0	0	0	0	0	0	0	12	0	0	0	0	12
Agree	2	0	0	0	0	0	0	0	0	0	87	0	0	0	0	87
Disagree, or	3	0	0	0	0	0	0	0	0	0	855	0	0	0	0	855
Strongly disagree	4	0	0	0	0	0	0	0	0	0	431	0	0	0	0	431
Don't know	8	0	0	0	0	0	0	0	0	0	31	0	0	0	0	31
No Answer	9	0	0	0	0	0	0	0	0	0	9	0	0	0	0	9
Not Applicable	IAP	13626	354	7542	353	5907	10334	2817	2765	2812	3085	2023	2044	1974	2538	58174

P. If a person like [NAME] is qualified for a job, he or she should be hired like any other person.

[VAR: MHHIRED]

<u>RESPONSE</u>	<u>PUNCH</u>	<u>YEAR</u>														
		<u>1972-82</u>	<u>1982B</u>	<u>1983-87</u>	<u>1987B</u>	<u>1988-91</u>	<u>1993-98</u>	<u>2000</u>	<u>2002</u>	<u>2004</u>	<u>2006</u>	<u>2008</u>	<u>2010</u>	<u>2012</u>	<u>2014</u>	<u>ALL</u>
Strongly agree	1	0	0	0	0	0	0	0	0	0	394	0	0	0	0	394
Agree	2	0	0	0	0	0	0	0	0	0	870	0	0	0	0	870
Disagree, or	3	0	0	0	0	0	0	0	0	0	112	0	0	0	0	112
Strongly disagree	4	0	0	0	0	0	0	0	0	0	16	0	0	0	0	16
Don't know	8	0	0	0	0	0	0	0	0	0	24	0	0	0	0	24
No Answer	9	0	0	0	0	0	0	0	0	0	9	0	0	0	0	9
Not Applicable	IAP	13626	354	7542	353	5907	10334	2817	2765	2812	3085	2023	2044	1974	2538	58174

Q. [NAME] should feel afraid to tell others about (his/her) situation.

[VAR: MHNOTELL]

<u>RESPONSE</u>	<u>PUNCH</u>	<u>YEAR</u>														
		<u>1972-82</u>	<u>1982B</u>	<u>1983-87</u>	<u>1987B</u>	<u>1988-91</u>	<u>1993-98</u>	<u>2000</u>	<u>2002</u>	<u>2004</u>	<u>2006</u>	<u>2008</u>	<u>2010</u>	<u>2012</u>	<u>2014</u>	<u>ALL</u>
Strongly agree	1	0	0	0	0	0	0	0	0	0	13	0	0	0	0	13
Agree	2	0	0	0	0	0	0	0	0	0	169	0	0	0	0	169
Disagree, or	3	0	0	0	0	0	0	0	0	0	924	0	0	0	0	924
Strongly disagree	4	0	0	0	0	0	0	0	0	0	295	0	0	0	0	295
Don't know	8	0	0	0	0	0	0	0	0	0	15	0	0	0	0	15
No Answer	9	0	0	0	0	0	0	0	0	0	9	0	0	0	0	9
Not Applicable	IAP	13626	354	7542	353	5907	10334	2817	2765	2812	3085	2023	2044	1974	2538	58174

R. Members of [NAME]'s family would be better off if [NAME]'s situation was kept secret.

[VAR: MHSECRET]

<u>RESPONSE</u>	<u>PUNCH</u>	<u>YEAR</u>														
		<u>1972-82</u>	<u>1982B</u>	<u>1983-87</u>	<u>1987B</u>	<u>1988-91</u>	<u>1993-98</u>	<u>2000</u>	<u>2002</u>	<u>2004</u>	<u>2006</u>	<u>2008</u>	<u>2010</u>	<u>2012</u>	<u>2014</u>	<u>ALL</u>
Strongly agree	1	0	0	0	0	0	0	0	0	0	10	0	0	0	0	10
Agree	2	0	0	0	0	0	0	0	0	0	131	0	0	0	0	131
Disagree, or	3	0	0	0	0	0	0	0	0	0	898	0	0	0	0	898
Strongly disagree	4	0	0	0	0	0	0	0	0	0	350	0	0	0	0	350
Don't know	8	0	0	0	0	0	0	0	0	0	27	0	0	0	0	27
No Answer	9	0	0	0	0	0	0	0	0	0	9	0	0	0	0	9
Not Applicable	IAP	13626	354	7542	353	5907	10334	2817	2765	2812	3085	2023	2044	1974	2538	58174

S. People like [NAME] should not be allowed to supervise others at work.

[VAR: MHSUPWRK]

<u>RESPONSE</u>	<u>PUNCH</u>	<u>YEAR</u>														
		<u>1972-82</u>	<u>1982B</u>	<u>1983-87</u>	<u>1987B</u>	<u>1988-91</u>	<u>1993-98</u>	<u>2000</u>	<u>2002</u>	<u>2004</u>	<u>2006</u>	<u>2008</u>	<u>2010</u>	<u>2012</u>	<u>2014</u>	<u>ALL</u>
Strongly agree	1	0	0	0	0	0	0	0	0	0	45	0	0	0	0	45
Agree	2	0	0	0	0	0	0	0	0	0	419	0	0	0	0	419
Disagree, or	3	0	0	0	0	0	0	0	0	0	687	0	0	0	0	687
Strongly disagree	4	0	0	0	0	0	0	0	0	0	208	0	0	0	0	208
Don't know	8	0	0	0	0	0	0	0	0	0	56	0	0	0	0	56
No Answer	9	0	0	0	0	0	0	0	0	0	10	0	0	0	0	10
Not Applicable	IAP	13626	354	7542	353	5907	10334	2817	2765	2812	3085	2023	2044	1974	2538	58174

T. People like [NAME] should not be allowed to teach children.

[VAR: MHNOTCH]

<u>RESPONSE</u>	<u>PUNCH</u>	<u>YEAR</u>														
		<u>1972-82</u>	<u>1982B</u>	<u>1983-87</u>	<u>1987B</u>	<u>1988-91</u>	<u>1993-98</u>	<u>2000</u>	<u>2002</u>	<u>2004</u>	<u>2006</u>	<u>2008</u>	<u>2010</u>	<u>2012</u>	<u>2014</u>	<u>ALL</u>
Strongly agree	1	0	0	0	0	0	0	0	0	0	98	0	0	0	0	98
Agree	2	0	0	0	0	0	0	0	0	0	469	0	0	0	0	469
Disagree, or	3	0	0	0	0	0	0	0	0	0	609	0	0	0	0	609
Strongly disagree	4	0	0	0	0	0	0	0	0	0	185	0	0	0	0	185
Don't know	8	0	0	0	0	0	0	0	0	0	54	0	0	0	0	54
No Answer	9	0	0	0	0	0	0	0	0	0	10	0	0	0	0	10
Not Applicable	IAP	13626	354	7542	353	5907	10334	2817	2765	2812	3085	2023	2044	1974	2538	58174

REMARKS: Hand Card Q15 contained Punches 1-4

1224. Now I'm going to read you a list of things that [NAME] might do to get help with (her/his) situation. For each statement please tell me using a scale from 1 to 10, where 1 is not at all important and 10 is very important, how important you think each would be for [NAME] to use in order to get help with (his/her) situation.

A. Turn to family for help.

[VAR: MHHLPFAM]

<u>RESPONSE</u>	<u>PUNCH</u>	<u>YEAR</u>														
		<u>1972-82</u>	<u>1982B</u>	<u>1983-87</u>	<u>1987B</u>	<u>1988-91</u>	<u>1993-98</u>	<u>2000</u>	<u>2002</u>	<u>2004</u>	<u>2006</u>	<u>2008</u>	<u>2010</u>	<u>2012</u>	<u>2014</u>	<u>ALL</u>
1 Not at all Important	1	0	0	0	0	0	0	0	0	0	15	0	0	0	0	15
	2	0	0	0	0	0	0	0	0	0	47	0	0	0	0	47
	3	0	0	0	0	0	0	0	0	0	22	0	0	0	0	22
	4	0	0	0	0	0	0	0	0	0	17	0	0	0	0	17
	5	0	0	0	0	0	0	0	0	0	88	0	0	0	0	88
	6	0	0	0	0	0	0	0	0	0	60	0	0	0	0	60
	7	0	0	0	0	0	0	0	0	0	95	0	0	0	0	95
	8	0	0	0	0	0	0	0	0	0	172	0	0	0	0	172
	9	0	0	0	0	0	0	0	0	0	101	0	0	0	0	101
10 Very Important	10	0	0	0	0	0	0	0	0	0	791	0	0	0	0	791
Don't know	98	0	0	0	0	0	0	0	0	0	8	0	0	0	0	8
No Answer	99	0	0	0	0	0	0	0	0	0	9	0	0	0	0	9
Not Applicable	IAP	13626	354	7542	353	5907	10334	2817	2765	2812	3085	2023	2044	1974	2538	58174

B. Turn to friends for help.

[VAR: MHHLPRFD]

<u>RESPONSE</u>	<u>PUNCH</u>	<u>YEAR</u>														
		<u>1972-82</u>	<u>1982B</u>	<u>1983-87</u>	<u>1987B</u>	<u>1988-91</u>	<u>1993-98</u>	<u>2000</u>	<u>2002</u>	<u>2004</u>	<u>2006</u>	<u>2008</u>	<u>2010</u>	<u>2012</u>	<u>2014</u>	<u>ALL</u>
1 Not at all important	1	0	0	0	0	0	0	0	0	0	45	0	0	0	0	45
2	2	0	0	0	0	0	0	0	0	0	39	0	0	0	0	39
3	3	0	0	0	0	0	0	0	0	0	52	0	0	0	0	52
4	4	0	0	0	0	0	0	0	0	0	40	0	0	0	0	40
5	5	0	0	0	0	0	0	0	0	0	189	0	0	0	0	189
6	6	0	0	0	0	0	0	0	0	0	95	0	0	0	0	95
7	7	0	0	0	0	0	0	0	0	0	154	0	0	0	0	154
8	8	0	0	0	0	0	0	0	0	0	254	0	0	0	0	254
9	9	0	0	0	0	0	0	0	0	0	103	0	0	0	0	103
10 Very Important	10	0	0	0	0	0	0	0	0	0	437	0	0	0	0	437
Don't know	98	0	0	0	0	0	0	0	0	0	7	0	0	0	0	7
No Answer	99	0	0	0	0	0	0	0	0	0	10	0	0	0	0	10
Not Applicable	IAP	13626	354	7542	353	5907	10334	2817	2765	2812	3085	2023	2044	1974	2538	58174

C. Turn to a minister, priest, Rabbi or other religious leader.

[VAR: MHHLPREL]

<u>RESPONSE</u>	<u>PUNCH</u>	<u>YEAR</u>														
		<u>1972-82</u>	<u>1982B</u>	<u>1983-87</u>	<u>1987B</u>	<u>1988-91</u>	<u>1993-98</u>	<u>2000</u>	<u>2002</u>	<u>2004</u>	<u>2006</u>	<u>2008</u>	<u>2010</u>	<u>2012</u>	<u>2014</u>	<u>ALL</u>
1 Not at all Important	1	0	0	0	0	0	0	0	0	0	80	0	0	0	0	80
2	2	0	0	0	0	0	0	0	0	0	49	0	0	0	0	49
3	3	0	0	0	0	0	0	0	0	0	52	0	0	0	0	52
4	4	0	0	0	0	0	0	0	0	0	42	0	0	0	0	42
5	5	0	0	0	0	0	0	0	0	0	217	0	0	0	0	217
6	6	0	0	0	0	0	0	0	0	0	99	0	0	0	0	99
7	7	0	0	0	0	0	0	0	0	0	126	0	0	0	0	126
8	8	0	0	0	0	0	0	0	0	0	170	0	0	0	0	170
9	9	0	0	0	0	0	0	0	0	0	122	0	0	0	0	122
10 Very Important	10	0	0	0	0	0	0	0	0	0	443	0	0	0	0	443
Don't know	98	0	0	0	0	0	0	0	0	0	16	0	0	0	0	16
No Answer	99	0	0	0	0	0	0	0	0	0	9	0	0	0	0	9
Not Applicable	IAP	13626	354	7542	353	5907	10334	2817	2765	2812	3085	2023	2044	1974	2538	58174

D. Go to a general medical doctor for help.

[VAR: MHHLPGP]

<u>RESPONSE</u>	<u>PUNCH</u>	<u>YEAR</u>														
		<u>1972-82</u>	<u>1982B</u>	<u>1983-87</u>	<u>1987B</u>	<u>1988-91</u>	<u>1993-98</u>	<u>2000</u>	<u>2002</u>	<u>2004</u>	<u>2006</u>	<u>2008</u>	<u>2010</u>	<u>2012</u>	<u>2014</u>	<u>ALL</u>
1 Not at all important	1	0	0	0	0	0	0	0	0	0	22	0	0	0	0	22
2	2	0	0	0	0	0	0	0	0	0	58	0	0	0	0	58
3	3	0	0	0	0	0	0	0	0	0	20	0	0	0	0	20
4	4	0	0	0	0	0	0	0	0	0	19	0	0	0	0	19
5	5	0	0	0	0	0	0	0	0	0	78	0	0	0	0	78
6	6	0	0	0	0	0	0	0	0	0	45	0	0	0	0	45
7	7	0	0	0	0	0	0	0	0	0	90	0	0	0	0	90
8	8	0	0	0	0	0	0	0	0	0	142	0	0	0	0	142
9	9	0	0	0	0	0	0	0	0	0	137	0	0	0	0	137
10 Very Important	10	0	0	0	0	0	0	0	0	0	799	0	0	0	0	799
Don't know	98	0	0	0	0	0	0	0	0	0	6	0	0	0	0	6
No Answer	99	0	0	0	0	0	0	0	0	0	9	0	0	0	0	9
Not Applicable	IAP	13626	354	7542	353	5907	10334	2817	2765	2812	3085	2023	2044	1974	2538	58174

E. Go to a psychiatrist for help.

[VAR: MHHLPPSY]

<u>RESPONSE</u>	<u>PUNCH</u>	<u>YEAR</u>														
		<u>1972-82</u>	<u>1982B</u>	<u>1983-87</u>	<u>1987B</u>	<u>1988-91</u>	<u>1993-98</u>	<u>2000</u>	<u>2002</u>	<u>2004</u>	<u>2006</u>	<u>2008</u>	<u>2010</u>	<u>2012</u>	<u>2014</u>	<u>ALL</u>
1 Not at all important	1	0	0	0	0	0	0	0	0	0	139	0	0	0	0	139
2	2	0	0	0	0	0	0	0	0	0	67	0	0	0	0	67
3	3	0	0	0	0	0	0	0	0	0	52	0	0	0	0	52
4	4	0	0	0	0	0	0	0	0	0	52	0	0	0	0	52
5	5	0	0	0	0	0	0	0	0	0	115	0	0	0	0	115
6	6	0	0	0	0	0	0	0	0	0	61	0	0	0	0	61
7	7	0	0	0	0	0	0	0	0	0	86	0	0	0	0	86
8	8	0	0	0	0	0	0	0	0	0	146	0	0	0	0	146
9	9	0	0	0	0	0	0	0	0	0	122	0	0	0	0	122
10 Very important	10	0	0	0	0	0	0	0	0	0	564	0	0	0	0	564
Don't know	98	0	0	0	0	0	0	0	0	0	12	0	0	0	0	12
No Answer	99	0	0	0	0	0	0	0	0	0	9	0	0	0	0	9
Not Applicable	IAP	13626	354	7542	353	5907	10334	2817	2765	2812	3085	2023	2044	1974	2538	58174

E. Go to a mental health professional for help.

[VAR: MHHLPMPHP]

RESPONSE	PUNCH	YEAR														
		1972-82	1982B	1983-87	1987B	1988-91	1993-98	2000	2002	2004	2006	2008	2010	2012	2014	ALL
1 Not at all important	1	0	0	0	0	0	0	0	0	0	161	0	0	0	0	161
2	2	0	0	0	0	0	0	0	0	0	60	0	0	0	0	60
3	3	0	0	0	0	0	0	0	0	0	46	0	0	0	0	46
4	4	0	0	0	0	0	0	0	0	0	43	0	0	0	0	43
5	5	0	0	0	0	0	0	0	0	0	110	0	0	0	0	110
6	6	0	0	0	0	0	0	0	0	0	54	0	0	0	0	54
7	7	0	0	0	0	0	0	0	0	0	84	0	0	0	0	84
8	8	0	0	0	0	0	0	0	0	0	166	0	0	0	0	166
9	9	0	0	0	0	0	0	0	0	0	119	0	0	0	0	119
10 Very Important	10	0	0	0	0	0	0	0	0	0	559	0	0	0	0	559
Don't know	88	0	0	0	0	0	0	0	0	0	13	0	0	0	0	13
No Answer	99	0	0	0	0	0	0	0	0	0	10	0	0	0	0	10
Not Applicable	IAP	13626	354	7542	353	5907	10334	2817	2765	2812	3085	2023	2044	1974	2538	58174

IF ASKED: Mental health professionals include; psychologist, therapist, social worker, or counselor.

1225. The next few questions deal with the government's responsibility to help people like [NAME]. For each statement please tell me if you think the government definitely should, probably should, probably should not, or definitely should not be responsible for helping people with situations like [NAME].

HAND CARD Q16

A. First, provide a job for [NAME] if [NAME] wants one.

[VAR: MHGVTJOB]

RESPONSE	PUNCH	YEAR														
		1972-82	1982B	1983-87	1987B	1988-91	1993-98	2000	2002	2004	2006	2008	2010	2012	2014	ALL
Definitely should	1	0	0	0	0	0	0	0	0	0	208	0	0	0	0	208
Probably should	2	0	0	0	0	0	0	0	0	0	503	0	0	0	0	503
Probably should not, or	3	0	0	0	0	0	0	0	0	0	442	0	0	0	0	442
Definitely should not	4	0	0	0	0	0	0	0	0	0	244	0	0	0	0	244
Don't know	8	0	0	0	0	0	0	0	0	0	18	0	0	0	0	18
No Answer	9	0	0	0	0	0	0	0	0	0	10	0	0	0	0	10
Not Applicable	IAP	13626	354	7542	353	5907	10334	2817	2765	2812	3085	2023	2044	1974	2538	58174

B. Provide health care for [NAME].

[VAR: MHGVTHLT]

<u>RESPONSE</u>	<u>PUNCH</u>	<u>YEAR</u>														
		<u>1972-82</u>	<u>1982B</u>	<u>1983-87</u>	<u>1987B</u>	<u>1988-91</u>	<u>1993-98</u>	<u>2000</u>	<u>2002</u>	<u>2004</u>	<u>2006</u>	<u>2008</u>	<u>2010</u>	<u>2012</u>	<u>2014</u>	<u>ALL</u>
Definitely should	1	0	0	0	0	0	0	0	0	0	488	0	0	0	0	488
Probably should	2	0	0	0	0	0	0	0	0	0	617	0	0	0	0	617
Probably should not, or	3	0	0	0	0	0	0	0	0	0	200	0	0	0	0	200
Definitely should not	4	0	0	0	0	0	0	0	0	0	77	0	0	0	0	77
Don't know	8	0	0	0	0	0	0	0	0	0	33	0	0	0	0	33
No Answer	9	0	0	0	0	0	0	0	0	0	10	0	0	0	0	10
Not Applicable	IAP	13626	354	7542	353	5907	10334	2817	2765	2812	3085	2023	2044	1974	2538	58174

C. Provide housing for [NAME] if [NAME] can't afford it.

[VAR: MHGVTHME]

<u>RESPONSE</u>	<u>PUNCH</u>	<u>YEAR</u>														
		<u>1972-82</u>	<u>1982B</u>	<u>1983-87</u>	<u>1987B</u>	<u>1988-91</u>	<u>1993-98</u>	<u>2000</u>	<u>2002</u>	<u>2004</u>	<u>2006</u>	<u>2008</u>	<u>2010</u>	<u>2012</u>	<u>2014</u>	<u>ALL</u>
Definitely should	1	0	0	0	0	0	0	0	0	0	311	0	0	0	0	311
Probably should	2	0	0	0	0	0	0	0	0	0	701	0	0	0	0	701
Probably should not, or	3	0	0	0	0	0	0	0	0	0	278	0	0	0	0	278
Definitely should not	4	0	0	0	0	0	0	0	0	0	97	0	0	0	0	97
Don't know	8	0	0	0	0	0	0	0	0	0	28	0	0	0	0	28
No Answer	9	0	0	0	0	0	0	0	0	0	10	0	0	0	0	10
Not Applicable	IAP	13626	354	7542	353	5907	10334	2817	2765	2812	3085	2023	2044	1974	2538	58174

D. Provide financial help for education if [NAME] can't afford it.

[VAR: MHGVTEDC]

<u>RESPONSE</u>	<u>PUNCH</u>	<u>YEAR</u>														
		<u>1972-82</u>	<u>1982B</u>	<u>1983-87</u>	<u>1987B</u>	<u>1988-91</u>	<u>1993-98</u>	<u>2000</u>	<u>2002</u>	<u>2004</u>	<u>2006</u>	<u>2008</u>	<u>2010</u>	<u>2012</u>	<u>2014</u>	<u>ALL</u>
Definitely should	1	0	0	0	0	0	0	0	0	0	369	0	0	0	0	369
Probably should	2	0	0	0	0	0	0	0	0	0	748	0	0	0	0	748
Probably should not, or	3	0	0	0	0	0	0	0	0	0	209	0	0	0	0	209
Definitely should not	4	0	0	0	0	0	0	0	0	0	62	0	0	0	0	62
Don't know	8	0	0	0	0	0	0	0	0	0	28	0	0	0	0	28
No Answer	9	0	0	0	0	0	0	0	0	0	9	0	0	0	0	9
Not Applicable	IAP	13626	354	7542	353	5907	10334	2817	2765	2812	3085	2023	2044	1974	2538	58174

E. Provide disability benefits for [NAME].

[VAR: MHGVTDIS]

<u>RESPONSE</u>	<u>PUNCH</u>	<u>YEAR</u>														
		<u>1972-82</u>	<u>1982B</u>	<u>1983-87</u>	<u>1987B</u>	<u>1988-91</u>	<u>1993-98</u>	<u>2000</u>	<u>2002</u>	<u>2004</u>	<u>2006</u>	<u>2008</u>	<u>2010</u>	<u>2012</u>	<u>2014</u>	<u>ALL</u>
Definitely should	1	0	0	0	0	0	0	0	0	0	397	0	0	0	0	397
Probably should	2	0	0	0	0	0	0	0	0	0	669	0	0	0	0	669
Probably should not, or	3	0	0	0	0	0	0	0	0	0	232	0	0	0	0	232
Definitely should not	4	0	0	0	0	0	0	0	0	0	78	0	0	0	0	78
Don't know	8	0	0	0	0	0	0	0	0	0	38	0	0	0	0	38
No Answer	9	0	0	0	0	0	0	0	0	0	11	0	0	0	0	11
Not Applicable	IAP	13626	354	7542	353	5907	10334	2817	2765	2812	3085	2023	2044	1974	2538	58174

F. Should [NAME] be ashamed to receive governmental assistance?

[VAR: MHSLFSHM]

<u>RESPONSE</u>	<u>PUNCH</u>	<u>YEAR</u>														
		<u>1972-82</u>	<u>1982B</u>	<u>1983-87</u>	<u>1987B</u>	<u>1988-91</u>	<u>1993-98</u>	<u>2000</u>	<u>2002</u>	<u>2004</u>	<u>2006</u>	<u>2008</u>	<u>2010</u>	<u>2012</u>	<u>2014</u>	<u>ALL</u>
Definitely should	1	0	0	0	0	0	0	0	0	0	27	0	0	0	0	27
Probably should	2	0	0	0	0	0	0	0	0	0	63	0	0	0	0	63
Probably should not, or	3	0	0	0	0	0	0	0	0	0	555	0	0	0	0	555
Definitely should not	4	0	0	0	0	0	0	0	0	0	753	0	0	0	0	753
Don't know	8	0	0	0	0	0	0	0	0	0	17	0	0	0	0	17
No Answer	9	0	0	0	0	0	0	0	0	0	10	0	0	0	0	10
Not Applicable	IAP	13626	354	7542	353	5907	10334	2817	2765	2812	3085	2023	2044	1974	2538	58174

G. How about [NAME]'s family? Should [NAME]'s family be ashamed if [NAME] receives governmental assistance?

[VAR: MHFAMSHM]

<u>RESPONSE</u>	<u>PUNCH</u>	<u>YEAR</u>														
		<u>1972-82</u>	<u>1982B</u>	<u>1983-87</u>	<u>1987B</u>	<u>1988-91</u>	<u>1993-98</u>	<u>2000</u>	<u>2002</u>	<u>2004</u>	<u>2006</u>	<u>2008</u>	<u>2010</u>	<u>2012</u>	<u>2014</u>	<u>ALL</u>
Definitely should	1	0	0	0	0	0	0	0	0	0	19	0	0	0	0	19
Probably should	2	0	0	0	0	0	0	0	0	0	42	0	0	0	0	42
Probably should not, or	3	0	0	0	0	0	0	0	0	0	473	0	0	0	0	473
Definitely should not	4	0	0	0	0	0	0	0	0	0	860	0	0	0	0	860
Don't know	8	0	0	0	0	0	0	0	0	0	22	0	0	0	0	22
No Answer	9	0	0	0	0	0	0	0	0	0	9	0	0	0	0	9
Not Applicable	IAP	13626	354	7542	353	5907	10334	2817	2765	2812	3085	2023	2044	1974	2538	58174

REMARKS: Hand Card Q16 contained punches 1-4

1226. Some countries have laws that force people with situations like [NAME]'s into psychiatric treatment. Do you think that people like [NAME] definitely should be, probably should be, probably shouldn't be, or definitely shouldn't be forced by law to...

A. To be examined at a clinic or by a doctor?

[VAR: MHSEEDOC]

<u>RESPONSE</u>	<u>PUNCH</u>	<u>YEAR</u>														
		<u>1972-82</u>	<u>1982B</u>	<u>1983-87</u>	<u>1987B</u>	<u>1988-91</u>	<u>1993-98</u>	<u>2000</u>	<u>2002</u>	<u>2004</u>	<u>2006</u>	<u>2008</u>	<u>2010</u>	<u>2012</u>	<u>2014</u>	<u>ALL</u>
Definitely should	1	0	0	0	0	0	0	0	0	0	191	0	0	0	0	191
Probably should	2	0	0	0	0	0	0	0	0	0	308	0	0	0	0	308
Probably should not, or	3	0	0	0	0	0	0	0	0	0	404	0	0	0	0	404
Definitely should not	4	0	0	0	0	0	0	0	0	0	485	0	0	0	0	485
Don't know	8	0	0	0	0	0	0	0	0	0	27	0	0	0	0	27
No Answer	9	0	0	0	0	0	0	0	0	0	10	0	0	0	0	10
Not Applicable	IAP	13626	354	7542	353	5907	10334	2817	2765	2812	3085	2023	2044	1974	2538	58174

B. Take medication prescribed by a doctor?

[VAR: MHMEDS]

<u>RESPONSE</u>	<u>PUNCH</u>	<u>YEAR</u>														
		<u>1972-82</u>	<u>1982B</u>	<u>1983-87</u>	<u>1987B</u>	<u>1988-91</u>	<u>1993-98</u>	<u>2000</u>	<u>2002</u>	<u>2004</u>	<u>2006</u>	<u>2008</u>	<u>2010</u>	<u>2012</u>	<u>2014</u>	<u>ALL</u>
Definitely should	1	0	0	0	0	0	0	0	0	0	232	0	0	0	0	232
Probably should	2	0	0	0	0	0	0	0	0	0	362	0	0	0	0	362
Probably should not, or	3	0	0	0	0	0	0	0	0	0	349	0	0	0	0	349
Definitely should not	4	0	0	0	0	0	0	0	0	0	441	0	0	0	0	441
Don't know	8	0	0	0	0	0	0	0	0	0	31	0	0	0	0	31
No Answer	9	0	0	0	0	0	0	0	0	0	10	0	0	0	0	10
Not Applicable	IAP	13626	354	7542	353	5907	10334	2817	2765	2812	3085	2023	2044	1974	2538	58174

C. Be hospitalized for treatment?

[VAR: MHHSPTRT]

<u>RESPONSE</u>	<u>PUNCH</u>	<u>YEAR</u>														
		<u>1972-82</u>	<u>1982B</u>	<u>1983-87</u>	<u>1987B</u>	<u>1988-91</u>	<u>1993-98</u>	<u>2000</u>	<u>2002</u>	<u>2004</u>	<u>2006</u>	<u>2008</u>	<u>2010</u>	<u>2012</u>	<u>2014</u>	<u>ALL</u>
Definitely should	1	0	0	0	0	0	0	0	0	0	144	0	0	0	0	144
Probably should	2	0	0	0	0	0	0	0	0	0	368	0	0	0	0	368
Probably should not, or	3	0	0	0	0	0	0	0	0	0	441	0	0	0	0	441
Definitely should not	4	0	0	0	0	0	0	0	0	0	422	0	0	0	0	422
Don't know	8	0	0	0	0	0	0	0	0	0	40	0	0	0	0	40
No Answer	9	0	0	0	0	0	0	0	0	0	10	0	0	0	0	10
Not Applicable	IAP	13626	354	7542	353	5907	10334	2817	2765	2812	3085	2023	2044	1974	2538	58174

D. Go to a mental hospital for treatment?

[VAR: MHMNTHSP]

<u>RESPONSE</u>	<u>PUNCH</u>	<u>YEAR</u>														
		<u>1972-82</u>	<u>1982B</u>	<u>1983-87</u>	<u>1987B</u>	<u>1988-91</u>	<u>1993-98</u>	<u>2000</u>	<u>2002</u>	<u>2004</u>	<u>2006</u>	<u>2008</u>	<u>2010</u>	<u>2012</u>	<u>2014</u>	<u>ALL</u>
Definitely should	1	0	0	0	0	0	0	0	0	0	107	0	0	0	0	107
Probably should	2	0	0	0	0	0	0	0	0	0	326	0	0	0	0	326
Probably should not, or	3	0	0	0	0	0	0	0	0	0	456	0	0	0	0	456
Definitely should not	4	0	0	0	0	0	0	0	0	0	490	0	0	0	0	490
Don't know	8	0	0	0	0	0	0	0	0	0	37	0	0	0	0	37
No Answer	9	0	0	0	0	0	0	0	0	0	9	0	0	0	0	9
Not Applicable	IAP	13626	354	7542	353	5907	10334	2817	2765	2812	3085	2023	2044	1974	2538	58174

1227. A. How likely is it [NAME] would do something violent or harmful toward other people. Is it...

[VAR: MHVIOOTH]

<u>RESPONSE</u>	<u>PUNCH</u>	<u>YEAR</u>														
		<u>1972-82</u>	<u>1982B</u>	<u>1983-87</u>	<u>1987B</u>	<u>1988-91</u>	<u>1993-98</u>	<u>2000</u>	<u>2002</u>	<u>2004</u>	<u>2006</u>	<u>2008</u>	<u>2010</u>	<u>2012</u>	<u>2014</u>	<u>ALL</u>
Very likely	1	0	0	0	0	0	0	0	0	0	82	0	0	0	0	82
Somewhat likely	2	0	0	0	0	0	0	0	0	0	357	0	0	0	0	357
Not very likely, or	3	0	0	0	0	0	0	0	0	0	600	0	0	0	0	600
Not at all likely	4	0	0	0	0	0	0	0	0	0	278	0	0	0	0	278
Don't know	8	0	0	0	0	0	0	0	0	0	97	0	0	0	0	97
No Answer	9	0	0	0	0	0	0	0	0	0	11	0	0	0	0	11
Not Applicable	IAP	13626	354	7542	353	5907	10334	2817	2765	2812	3085	2023	2044	1974	2538	58174

IF ASKED: Violent toward self means; suicide, not eating, wandering in traffic, and self-mutilation.

B. How likely is it [NAME] would do something violent or harmful toward (himself/herself). Is it...

[VAR: MHVIOSLF]

<u>RESPONSE</u>	<u>PUNCH</u>	<u>YEAR</u>														
		<u>1972-82</u>	<u>1982B</u>	<u>1983-87</u>	<u>1987B</u>	<u>1988-91</u>	<u>1993-98</u>	<u>2000</u>	<u>2002</u>	<u>2004</u>	<u>2006</u>	<u>2008</u>	<u>2010</u>	<u>2012</u>	<u>2014</u>	<u>ALL</u>
Very likely	1	0	0	0	0	0	0	0	0	0	226	0	0	0	0	226
Somewhat likely	2	0	0	0	0	0	0	0	0	0	597	0	0	0	0	597
Not very likely, or	3	0	0	0	0	0	0	0	0	0	361	0	0	0	0	361
Not at all likely	4	0	0	0	0	0	0	0	0	0	158	0	0	0	0	158
Don't know	8	0	0	0	0	0	0	0	0	0	72	0	0	0	0	72
No Answer	9	0	0	0	0	0	0	0	0	0	11	0	0	0	0	11
Not Applicable	IAP	13626	354	7542	353	5907	10334	2817	2765	2812	3085	2023	2044	1974	2538	58174

1228. Would you say that [NAME]'s situation is caused by depression, asthma, schizophrenia, stress, or something else?

[VAR: MHCAUSE]

<u>RESPONSE</u>	<u>PUNCH</u>	<u>YEAR</u>														
		<u>1972-82</u>	<u>1982B</u>	<u>1983-87</u>	<u>1987B</u>	<u>1988-91</u>	<u>1993-98</u>	<u>2000</u>	<u>2002</u>	<u>2004</u>	<u>2006</u>	<u>2008</u>	<u>2010</u>	<u>2012</u>	<u>2014</u>	<u>ALL</u>
Depression	1	0	0	0	0	0	0	0	0	0	551	0	0	0	0	551
Asthma	2	0	0	0	0	0	0	0	0	0	304	0	0	0	0	304
Schizophrenia	3	0	0	0	0	0	0	0	0	0	233	0	0	0	0	233
Stress	4	0	0	0	0	0	0	0	0	0	132	0	0	0	0	132
Something else (Specify)	5	0	0	0	0	0	0	0	0	0	124	0	0	0	0	124
Don't know	8	0	0	0	0	0	0	0	0	0	71	0	0	0	0	71
No Answer	9	0	0	0	0	0	0	0	0	0	10	0	0	0	0	10
Not Applicable	IAP	13626	354	7542	353	5907	10334	2817	2765	2812	3085	2023	2044	1974	2538	58174

1229. Let's turn away from [NAME] now. I have a few questions about your general experiences that I would like to ask you.

Leaving yourself aside, have you personally ever known someone who has received treatment for a mental health situation?

[VAR: MHTRTOT2]

<u>RESPONSE</u>	<u>PUNCH</u>	<u>YEAR</u>														
		<u>1972-82</u>	<u>1982B</u>	<u>1983-87</u>	<u>1987B</u>	<u>1988-91</u>	<u>1993-98</u>	<u>2000</u>	<u>2002</u>	<u>2004</u>	<u>2006</u>	<u>2008</u>	<u>2010</u>	<u>2012</u>	<u>2014</u>	<u>ALL</u>
Yes	1	0	0	0	0	0	0	0	0	0	969	0	0	0	0	969
No	2	0	0	0	0	0	0	0	0	0	448	0	0	0	0	448
Don't know	8	0	0	0	0	0	0	0	0	0	2	0	0	0	0	2
No Answer	9	0	0	0	0	0	0	0	0	0	6	0	0	0	0	6
Not Applicable	IAP	13626	354	7542	353	5907	10334	2817	2765	2812	3085	2023	2044	1974	2538	58174

IF 2, 8, or 9 GO TO MHTRTSLF

- A. I want you to think about the person with a mental health problem with whom you have had the most contact, would you say you were extremely close, very close, not very close, or not at all close to that person?

[VAR: MHCLSOTH]

<u>RESPONSE</u>	<u>PUNCH</u>	<u>YEAR</u>														
		<u>1972-82</u>	<u>1982B</u>	<u>1983-87</u>	<u>1987B</u>	<u>1988-91</u>	<u>1993-98</u>	<u>2000</u>	<u>2002</u>	<u>2004</u>	<u>2006</u>	<u>2008</u>	<u>2010</u>	<u>2012</u>	<u>2014</u>	<u>ALL</u>
Extremely close	1	0	0	0	0	0	0	0	0	0	323	0	0	0	0	323
Very close	2	0	0	0	0	0	0	0	0	0	381	0	0	0	0	381
Not very close	3	0	0	0	0	0	0	0	0	0	204	0	0	0	0	204
Not at all close	4	0	0	0	0	0	0	0	0	0	61	0	0	0	0	61
Don't know	8	0	0	0	0	0	0	0	0	0	0	0	0	0	0	0
No Answer	9	0	0	0	0	0	0	0	0	0	6	0	0	0	0	6
Not Applicable	IAP	13626	354	7542	353	5907	10334	2817	2765	2812	3535	2023	2044	1974	2538	58624

- B. How serious would you say (his/her) mental health problem was, was it...

[VAR: MHSEROTH]

<u>RESPONSE</u>	<u>PUNCH</u>	<u>YEAR</u>														
		<u>1972-82</u>	<u>1982B</u>	<u>1983-87</u>	<u>1987B</u>	<u>1988-91</u>	<u>1993-98</u>	<u>2000</u>	<u>2002</u>	<u>2004</u>	<u>2006</u>	<u>2008</u>	<u>2010</u>	<u>2012</u>	<u>2014</u>	<u>ALL</u>
Very serious	1	0	0	0	0	0	0	0	0	0	392	0	0	0	0	392
Somewhat serious	2	0	0	0	0	0	0	0	0	0	417	0	0	0	0	417
Not very serious, or	3	0	0	0	0	0	0	0	0	0	137	0	0	0	0	137
Not at all serious	4	0	0	0	0	0	0	0	0	0	19	0	0	0	0	19
Don't know	8	0	0	0	0	0	0	0	0	0	4	0	0	0	0	4
No Answer	9	0	0	0	0	0	0	0	0	0	6	0	0	0	0	6
Not Applicable	IAP	13626	354	7542	353	5907	10334	2817	2765	2812	3535	2023	2044	1974	2538	58624

C. How much did the treatment help (him/her) with the mental health problem? Did it help...

[VAR: MHHLPOTH]

<u>RESPONSE</u>	<u>PUNCH</u>	<u>YEAR</u>														
		<u>1972-82</u>	<u>1982B</u>	<u>1983-87</u>	<u>1987B</u>	<u>1988-91</u>	<u>1993-98</u>	<u>2000</u>	<u>2002</u>	<u>2004</u>	<u>2006</u>	<u>2008</u>	<u>2010</u>	<u>2012</u>	<u>2014</u>	<u>ALL</u>
A great deal	1	0	0	0	0	0	0	0	0	0	314	0	0	0	0	314
Quite a bit	2	0	0	0	0	0	0	0	0	0	307	0	0	0	0	307
A little, or	3	0	0	0	0	0	0	0	0	0	239	0	0	0	0	239
Not at all	4	0	0	0	0	0	0	0	0	0	97	0	0	0	0	97
Don't know	8	0	0	0	0	0	0	0	0	0	11	0	0	0	0	11
No Answer	9	0	0	0	0	0	0	0	0	0	7	0	0	0	0	7
Not Applicable	IAP	13626	354	7542	353	5907	10334	2817	2765	2812	3535	2023	2044	1974	2538	58624

D. How much responsibility did you have for making day-to-day decisions for this person? Would you say...

[VAR: MHRESOTH]

<u>RESPONSE</u>	<u>PUNCH</u>	<u>YEAR</u>														
		<u>1972-82</u>	<u>1982B</u>	<u>1983-87</u>	<u>1987B</u>	<u>1988-91</u>	<u>1993-98</u>	<u>2000</u>	<u>2002</u>	<u>2004</u>	<u>2006</u>	<u>2008</u>	<u>2010</u>	<u>2012</u>	<u>2014</u>	<u>ALL</u>
A great deal	1	0	0	0	0	0	0	0	0	0	98	0	0	0	0	98
Quite a bit	2	0	0	0	0	0	0	0	0	0	84	0	0	0	0	84
A little, or	3	0	0	0	0	0	0	0	0	0	213	0	0	0	0	213
Not at all	4	0	0	0	0	0	0	0	0	0	573	0	0	0	0	573
Don't know	8	0	0	0	0	0	0	0	0	0	0	0	0	0	0	0
No Answer	9	0	0	0	0	0	0	0	0	0	7	0	0	0	0	7
Not Applicable	IAP	13626	354	7542	353	5907	10334	2817	2765	2812	3535	2023	2044	1974	2538	58624

E. How much distress did this person's mental health problem cause you?

[VAR: MHDISOTH]

<u>RESPONSE</u>	<u>PUNCH</u>	<u>YEAR</u>														
		<u>1972-82</u>	<u>1982B</u>	<u>1983-87</u>	<u>1987B</u>	<u>1988-91</u>	<u>1993-98</u>	<u>2000</u>	<u>2002</u>	<u>2004</u>	<u>2006</u>	<u>2008</u>	<u>2010</u>	<u>2012</u>	<u>2014</u>	<u>ALL</u>
A great deal	1	0	0	0	0	0	0	0	0	0	148	0	0	0	0	148
Quite a bit	2	0	0	0	0	0	0	0	0	0	204	0	0	0	0	204
A little, or	3	0	0	0	0	0	0	0	0	0	340	0	0	0	0	340
Not at all	4	0	0	0	0	0	0	0	0	0	275	0	0	0	0	275
Don't know	8	0	0	0	0	0	0	0	0	0	1	0	0	0	0	1
No Answer	9	0	0	0	0	0	0	0	0	0	7	0	0	0	0	7
Not Applicable	IAP	13626	354	7542	353	5907	10334	2817	2765	2812	3535	2023	2044	1974	2538	58624

F. As a result of the mental health problem, would you say that your relationship with this person...

[VAR: MHRELOTH]

<u>RESPONSE</u>	<u>PUNCH</u>	<u>YEAR</u>														
		<u>1972-82</u>	<u>1982B</u>	<u>1983-87</u>	<u>1987B</u>	<u>1988-91</u>	<u>1993-98</u>	<u>2000</u>	<u>2002</u>	<u>2004</u>	<u>2006</u>	<u>2008</u>	<u>2010</u>	<u>2012</u>	<u>2014</u>	<u>ALL</u>
Became stronger	1	0	0	0	0	0	0	0	0	0	292	0	0	0	0	292
Became worse	2	0	0	0	0	0	0	0	0	0	74	0	0	0	0	74
Was unchanged, or	3	0	0	0	0	0	0	0	0	0	530	0	0	0	0	530
Ended as a result of the problem	4	0	0	0	0	0	0	0	0	0	66	0	0	0	0	66
Don't know	8	0	0	0	0	0	0	0	0	0	5	0	0	0	0	5
No Answer	9	0	0	0	0	0	0	0	0	0	8	0	0	0	0	8
Not Applicable	IAP	13626	354	7542	353	5907	10334	2817	2765	2812	3535	2023	2044	1974	2538	58624

G. Overall, would you say that your experiences with this person have...

[VAR: MHEXPOTH]

<u>RESPONSE</u>	<u>PUNCH</u>	<u>YEAR</u>														
		<u>1972-82</u>	<u>1982B</u>	<u>1983-87</u>	<u>1987B</u>	<u>1988-91</u>	<u>1993-98</u>	<u>2000</u>	<u>2002</u>	<u>2004</u>	<u>2006</u>	<u>2008</u>	<u>2010</u>	<u>2012</u>	<u>2014</u>	<u>ALL</u>
Made you a better person	1	0	0	0	0	0	0	0	0	0	558	0	0	0	0	558
Made you a worse person or,	2	0	0	0	0	0	0	0	0	0	6	0	0	0	0	6
Had no effect on you as a person	3	0	0	0	0	0	0	0	0	0	397	0	0	0	0	397
Don't know	8	0	0	0	0	0	0	0	0	0	6	0	0	0	0	6
No Answer	9	0	0	0	0	0	0	0	0	0	8	0	0	0	0	8
Not Applicable	IAP	13626	354	7542	353	5907	10334	2817	2765	2812	3535	2023	2044	1974	2538	58624

1230. Have you personally ever received treatment for a mental health problem?

[VAR: MHTRTSLF]

<u>RESPONSE</u>	<u>PUNCH</u>	<u>YEAR</u>														
		<u>1972-82</u>	<u>1982B</u>	<u>1983-87</u>	<u>1987B</u>	<u>1988-91</u>	<u>1993-98</u>	<u>2000</u>	<u>2002</u>	<u>2004</u>	<u>2006</u>	<u>2008</u>	<u>2010</u>	<u>2012</u>	<u>2014</u>	<u>ALL</u>
Yes	1	0	0	0	0	0	0	0	0	0	213	0	0	0	0	213
No	2	0	0	0	0	0	0	0	0	0	1200	0	0	0	0	1200
Don't know	8	0	0	0	0	0	0	0	0	0	1	0	0	0	0	1
No Answer	9	0	0	0	0	0	0	0	0	0	11	0	0	0	0	11
Not Applicable	IAP	13626	354	7542	353	5907	10334	2817	2765	2812	3085	2023	2044	1974	2538	58174

1231. Do you frequently, occasionally, rarely, or never see someone who seems to have a serious mental health problem in a public place?

[VAR: MHSEEPUB]

RESPONSE	PUNCH	YEAR														
		<u>1972-82</u>	<u>1982B</u>	<u>1983-87</u>	<u>1987B</u>	<u>1988-91</u>	<u>1993-98</u>	<u>2000</u>	<u>2002</u>	<u>2004</u>	<u>2006</u>	<u>2008</u>	<u>2010</u>	<u>2012</u>	<u>2014</u>	<u>ALL</u>
Frequently	1	0	0	0	0	0	0	0	0	0	223	0	0	0	0	223
Occasionally	2	0	0	0	0	0	0	0	0	0	474	0	0	0	0	474
Rarely	3	0	0	0	0	0	0	0	0	0	465	0	0	0	0	465
Never	4	0	0	0	0	0	0	0	0	0	253	0	0	0	0	253
Don't know	8	0	0	0	0	0	0	0	0	0	5	0	0	0	0	5
No Answer	9	0	0	0	0	0	0	0	0	0	5	0	0	0	0	5
Not Applicable	IAP	13626	354	7542	353	5907	10334	2817	2765	2812	3085	2023	2044	1974	2538	58174

NOTE: IF 4, 8, or 9, **GO TO TRUST**

A. How frightening are most people that you see in public places who appear to have a serious mental health problem? Are they...

[VAR: MHFRIGHT]

RESPONSE	PUNCH	YEAR														
		<u>1972-82</u>	<u>1982B</u>	<u>1983-87</u>	<u>1987B</u>	<u>1988-91</u>	<u>1993-98</u>	<u>2000</u>	<u>2002</u>	<u>2004</u>	<u>2006</u>	<u>2008</u>	<u>2010</u>	<u>2012</u>	<u>2014</u>	<u>ALL</u>
Very frightening	1	0	0	0	0	0	0	0	0	0	29	0	0	0	0	29
Somewhat frightening	2	0	0	0	0	0	0	0	0	0	324	0	0	0	0	324
Not very frightening, or	3	0	0	0	0	0	0	0	0	0	490	0	0	0	0	490
Not at all frightening	4	0	0	0	0	0	0	0	0	0	305	0	0	0	0	305
Don't know	8	0	0	0	0	0	0	0	0	0	13	0	0	0	0	13
No Answer	9	0	0	0	0	0	0	0	0	0	6	0	0	0	0	6
Not Applicable	IAP	13626	354	7542	353	5907	10334	2817	2765	2812	3343	2023	2044	1974	2538	58432

B. Would you say that you feel no sympathy, a little sympathy, quite a bit of sympathy, or a great deal of sympathy, for people that seem to have a serious mental health problem that you see in public places?

[VAR: MHSYMP]

<u>RESPONSE</u>	<u>PUNCH</u>	<u>YEAR</u>														
		<u>1972-82</u>	<u>1982B</u>	<u>1983-87</u>	<u>1987B</u>	<u>1988-91</u>	<u>1993-98</u>	<u>2000</u>	<u>2002</u>	<u>2004</u>	<u>2006</u>	<u>2008</u>	<u>2010</u>	<u>2012</u>	<u>2014</u>	<u>ALL</u>
No sympathy at all	1	0	0	0	0	0	0	0	0	0	13	0	0	0	0	13
A little sympathy	2	0	0	0	0	0	0	0	0	0	295	0	0	0	0	295
Quite a bit of sympathy	3	0	0	0	0	0	0	0	0	0	469	0	0	0	0	469
A great deal of sympathy	4	0	0	0	0	0	0	0	0	0	379	0	0	0	0	379
Don't know	8	0	0	0	0	0	0	0	0	0	6	0	0	0	0	6
No Answer	9	0	0	0	0	0	0	0	0	0	5	0	0	0	0	5
Not Applicable	IAP	13626	354	7542	353	5907	10334	2817	2765	2812	3343	2023	2044	1974	2538	58432

**2008 Topical Module: Self Employment
(STARTBIZ-NUMEMPS5)**

1232. Are you, alone or with others, currently trying to start a new business, including any self-employment, or selling any goods or services to others?

[VAR: STARTBIZ]

RESPONSE	PUNCH	YEAR														
		<u>1972-82</u>	<u>1982B</u>	<u>1983-87</u>	<u>1987B</u>	<u>1988-91</u>	<u>1993-98</u>	<u>2000</u>	<u>2002</u>	<u>2004</u>	<u>2006</u>	<u>2008</u>	<u>2010</u>	<u>2012</u>	<u>2014</u>	<u>ALL</u>
No	1	0	0	0	0	0	0	0	0	0	0	201	0	0	0	201
Yes	2	0	0	0	0	0	0	0	0	0	0	1819	0	0	0	1819
Don't know	8	0	0	0	0	0	0	0	0	0	0	0	0	0	0	0
No Answer	9	0	0	0	0	0	0	0	0	0	0	3	0	0	0	3
IAP	IAP	13626	354	7542	353	5907	10334	2817	2765	2812	4510	0	2044	1974	2538	57576

1233. Are you, alone or with others, currently the owner of a business you help manage, including self-employment or selling any goods or services to others?

[VAR: OWNBIZ]

RESPONSE	PUNCH	YEAR														
		<u>1972-82</u>	<u>1982B</u>	<u>1983-87</u>	<u>1987B</u>	<u>1988-91</u>	<u>1993-98</u>	<u>2000</u>	<u>2002</u>	<u>2004</u>	<u>2006</u>	<u>2008</u>	<u>2010</u>	<u>2012</u>	<u>2014</u>	<u>ALL</u>
No	2	0	0	0	0	0	0	0	0	0	0	1771	0	0	0	1771
Yes	1	0	0	0	0	0	0	0	0	0	0	250	0	0	0	250
Don't know	8	0	0	0	0	0	0	0	0	0	0	0	0	0	0	0
No Answer	9	0	0	0	0	0	0	0	0	0	0	0	0	0	0	0
IAP	IAP	13626	354	7542	353	5907	10334	2817	2765	2812	4510	0	2044	1974	2538	57576

IF 2 = 'Yes' THEN PROCEED TO NEXT QUESTION

IF 2 = 'No, Don't Know, or Refused' THEN GO TO NEXT SECTION

1234. In how many privately-held businesses, professional practices, limited partnerships, or any other types of partnership do you own or share ownership in and have an active management role?

[VAR: NUMOWN]

RESPONSE	PUNCH	YEAR														
		<u>1972-82</u>	<u>1982B</u>	<u>1983-87</u>	<u>1987B</u>	<u>1988-91</u>	<u>1993-98</u>	<u>2000</u>	<u>2002</u>	<u>2004</u>	<u>2006</u>	<u>2008</u>	<u>2010</u>	<u>2012</u>	<u>2014</u>	<u>ALL</u>
1	1	0	0	0	0	0	0	0	0	0	0	205	0	0	0	205
2	2	0	0	0	0	0	0	0	0	0	0	24	0	0	0	24
3	3	0	0	0	0	0	0	0	0	0	0	10	0	0	0	10
4	4	0	0	0	0	0	0	0	0	0	0	5	0	0	0	5
5	5	0	0	0	0	0	0	0	0	0	0	1	0	0	0	1
6	6	0	0	0	0	0	0	0	0	0	0	3	0	0	0	3
7 or more	7	0	0	0	0	0	0	0	0	0	0	0	0	0	0	0
Don't know	8	0	0	0	0	0	0	0	0	0	0	0	0	0	0	0
No Answer	9	0	0	0	0	0	0	0	0	0	0	4	0	0	0	4
IAP	IAP	13626	354	7542	353	5907	10334	2817	2765	2812	4510	1771	2044	1974	2538	59347

1235. In what year was the business started?

[VAR: YEARBIZ]

IF R HAS MORE THAN ONE BUSINESS/FARM/PARTNERSHIP, ASK ABOUT THE PRIMARY BUSINESS THEY ARE INVOLVED IN.

RESPONSE	PUNCH	YEAR														
		<u>1972-82</u>	<u>1982B</u>	<u>1983-87</u>	<u>1987B</u>	<u>1988-91</u>	<u>1993-98</u>	<u>2000</u>	<u>2002</u>	<u>2004</u>	<u>2006</u>	<u>2008</u>	<u>2010</u>	<u>2012</u>	<u>2014</u>	<u>ALL</u>
Before 1980	1-1979	0	0	0	0	0	0	0	0	0	0	18	0	0	0	18
1980s	1980-1989	0	0	0	0	0	0	0	0	0	0	25	0	0	0	25
1990s	1990-1999	0	0	0	0	0	0	0	0	0	0	48	0	0	0	48
2000s	2000-2008	0	0	0	0	0	0	0	0	0	0	158	0	0	0	158
No answer	9999	0	0	0	0	0	0	0	0	0	0	3	0	0	0	3
IAP	IAP	13,626	354	7,542	353	5,907	10,334	2,817	2,765	2,812	4,510	1,771	2,044	1974	2538	59347

REMARKS: Responses were collapsed for display purposes.

1236. Do you have any paid employees?

[VAR: PAIDEMPS]

IF R HAS MORE THAN ONE BUSINESS/FARM/PARTNERSHIP, ASK ABOUT THE PRIMARY BUSINESS THEY ARE INVOLVED IN.

RESPONSE	PUNCH	YEAR														
		<u>1972-82</u>	<u>1982B</u>	<u>1983-87</u>	<u>1987B</u>	<u>1988-91</u>	<u>1993-98</u>	<u>2000</u>	<u>2002</u>	<u>2004</u>	<u>2006</u>	<u>2008</u>	<u>2010</u>	<u>2012</u>	<u>2014</u>	<u>ALL</u>
Yes	1	0	0	0	0	0	0	0	0	0	0	175	0	0	0	175
No	2	0	0	0	0	0	0	0	0	0	0	75	0	0	0	75
Don't know	8	0	0	0	0	0	0	0	0	0	0	0	0	0	0	0
No Answer	9	0	0	0	0	0	0	0	0	0	0	2	0	0	0	2
IAP	IAP	13626	354	7542	353	5907	10334	2817	2765	2812	4510	1771	2044	1974	2538	59347

1237. In which of these groups did the revenues from this business fall for last year

[VAR: BIZGROSS]

IF R HAS MORE THAN ONE BUSINESS/FARM/PARTNERSHIP, ASK ABOUT THE PRIMARY BUSINESS THEY ARE INVOLVED IN.

RESPONSE	PUNCH	YEAR														
		<u>1972-82</u>	<u>1982B</u>	<u>1983-87</u>	<u>1987B</u>	<u>1988-91</u>	<u>1993-98</u>	<u>2000</u>	<u>2002</u>	<u>2004</u>	<u>2006</u>	<u>2008</u>	<u>2010</u>	<u>2012</u>	<u>2014</u>	<u>ALL</u>
< \$15,000	1	0	0	0	0	0	0	0	0	0	0	104	0	0	0	104
\$15,001 – \$25,000	2	0	0	0	0	0	0	0	0	0	0	16	0	0	0	16
\$25,001 – \$30,000	3	0	0	0	0	0	0	0	0	0	0	11	0	0	0	11
\$30,001 – \$35,000	4	0	0	0	0	0	0	0	0	0	0	7	0	0	0	7
\$35,001 – \$50,000	5	0	0	0	0	0	0	0	0	0	0	17	0	0	0	17
\$50,001 – \$60,000	6	0	0	0	0	0	0	0	0	0	0	9	0	0	0	9
\$60,001 – \$75,000	7	0	0	0	0	0	0	0	0	0	0	7	0	0	0	7
\$75,001 – \$100,000	8	0	0	0	0	0	0	0	0	0	0	7	0	0	0	7
> \$100,000	9	0	0	0	0	0	0	0	0	0	0	48	0	0	0	48
Don't know	98	0	0	0	0	0	0	0	0	0	0	12	0	0	0	12
NA	99	0	0	0	0	0	0	0	0	0	0	14	0	0	0	14
IAP	IAP	13626	354	7542	353	5907	10334	2817	2765	2812	4510	1771	2044	1974	2538	59347

1238. What percent ownership do you currently hold in this business?

IF R HAS MORE THAN ONE BUSINESS/FARM/PARTNERSHIP, ASK ABOUT THE PRIMARY BUSINESS THEY ARE INVOLVED IN.
ALLOW THE CAPTURE OF NON-NUMERICAL ANSWERS LIKE "MAJORITY", "CONTROLLING INTEREST", "ONE OF THREE PARTNERS", ETC.

[VAR: BIZSHARE]

RESPONSE	PUNCH	YEAR														
		1972-82	1982B	1983-87	1987B	1988-91	1993-98	2000	2002	2004	2006	2008	2010	2012	2014	ALL
None	0	0	0	0	0	0	0	0	0	0	0	10	0	0	0	10
1-25%	1-25	0	0	0	0	0	0	0	0	0	0	13	0	0	0	13
26-50%	26-50	0	0	0	0	0	0	0	0	0	0	49	0	0	0	49
51-75%	51-75	0	0	0	0	0	0	0	0	0	0	7	0	0	0	7
76-100%	76-100	0	0	0	0	0	0	0	0	0	0	165	0	0	0	165
DK	998	0	0	0	0	0	0	0	0	0	0	6	0	0	0	6
IAP	IAP	13626	354	7542	353	5907	10334	2817	2765	2812	4510	1773	2044	1974	2538	59349

REMARKS: Responses were collapsed for display purposes.

1239. In which of these groups did your earnings from this business fall in contributing towards your household income for last year?

IF R HAS MORE THAN ONE BUSINESS/FARM/PARTNERSHIP, ASK ABOUT THE PRIMARY BUSINESS THEY ARE INVOLVED IN.

[VAR: OWNINC]

RESPONSE	PUNCH	YEAR														
		1972-82	1982B	1983-87	1987B	1988-91	1993-98	2000	2002	2004	2006	2008	2010	2012	2014	ALL
< \$15,000	1	0	0	0	0	0	0	0	0	0	0	120	0	0	0	120
\$15,001 – \$25,000	2	0	0	0	0	0	0	0	0	0	0	20	0	0	0	20
\$25,001 – \$30,000	3	0	0	0	0	0	0	0	0	0	0	10	0	0	0	10
\$30,001 – \$35,000	4	0	0	0	0	0	0	0	0	0	0	7	0	0	0	7
\$35,001 – \$50,000	5	0	0	0	0	0	0	0	0	0	0	18	0	0	0	18
\$50,001 – \$60,000	6	0	0	0	0	0	0	0	0	0	0	13	0	0	0	13
\$60,001 – \$75,000	7	0	0	0	0	0	0	0	0	0	0	9	0	0	0	9
\$75,001 – \$100,000	8	0	0	0	0	0	0	0	0	0	0	6	0	0	0	6
> \$100,000	9	0	0	0	0	0	0	0	0	0	0	24	0	0	0	24
Don't know	98	0	0	0	0	0	0	0	0	0	0	12	0	0	0	12
NA	99	0	0	0	0	0	0	0	0	0	0	13	0	0	0	13
IAP	IAP	13626	354	7542	353	5907	10334	2817	2765	2812	4510	1771	2044	1974	2538	59347

1240. All in all, would you say you started, or are starting, your business because you saw an opportunity or you started it out of necessity?

IF R HAS MORE THAN ONE BUSINESS/FARM/PARTNERSHIP, ASK ABOUT THE PRIMARY BUSINESS THEY ARE INVOLVED IN.

[VAR: WHYBIZ]

<u>RESPONSE</u>	<u>PUNCH</u>	<u>YEAR</u>														
		<u>1972-82</u>	<u>1982B</u>	<u>1983-87</u>	<u>1987B</u>	<u>1988-91</u>	<u>1993-98</u>	<u>2000</u>	<u>2002</u>	<u>2004</u>	<u>2006</u>	<u>2008</u>	<u>2010</u>	<u>2012</u>	<u>2014</u>	<u>ALL</u>
You started it because you came across an opportunity	1	0	0	0	0	0	0	0	0	0	0	157	0	0	0	157
You started it because it was a necessity	2	0	0	0	0	0	0	0	0	0	0	59	0	0	0	59
BOTH (VOLUNTEERED)	3	0	0	0	0	0	0	0	0	0	0	31	0	0	0	31
Don't know	8	0	0	0	0	0	0	0	0	0	0	3	0	0	0	3
NA	9	0	0	0	0	0	0	0	0	0	0	2	0	0	0	2
IAP	IAP	13626	354	7542	353	5907	10334	2817	2765	2812	4510	1771	2044	1974	2538	59347

1241. How many people do you anticipate employing five years from now?

[VAR: NUMEMPS5]

NUMBER: _____

RESPONSE	PUNCH	YEAR														
		1972-82	1982B	1983-87	1987B	1988-91	1993-98	2000	2002	2004	2006	2008	2010	2012	2014	ALL
1		0	0	0	0	0	0	0	0	0	0	19	0	0	0	19
2		0	0	0	0	0	0	0	0	0	0	23	0	0	0	23
3		0	0	0	0	0	0	0	0	0	0	11	0	0	0	11
4		0	0	0	0	0	0	0	0	0	0	7	0	0	0	7
5		0	0	0	0	0	0	0	0	0	0	21	0	0	0	21
6		0	0	0	0	0	0	0	0	0	0	5	0	0	0	5
7		0	0	0	0	0	0	0	0	0	0	1	0	0	0	1
8		0	0	0	0	0	0	0	0	0	0	4	0	0	0	4
10		0	0	0	0	0	0	0	0	0	0	12	0	0	0	12
12		0	0	0	0	0	0	0	0	0	0	2	0	0	0	2
15		0	0	0	0	0	0	0	0	0	0	3	0	0	0	3
20		0	0	0	0	0	0	0	0	0	0	8	0	0	0	8
22		0	0	0	0	0	0	0	0	0	0	1	0	0	0	1
30		0	0	0	0	0	0	0	0	0	0	1	0	0	0	1
40		0	0	0	0	0	0	0	0	0	0	2	0	0	0	2
50		0	0	0	0	0	0	0	0	0	0	2	0	0	0	2
55		0	0	0	0	0	0	0	0	0	0	1	0	0	0	1
70		0	0	0	0	0	0	0	0	0	0	1	0	0	0	1
100		0	0	0	0	0	0	0	0	0	0	3	0	0	0	3
Don't know	998	0	0	0	0	0	0	0	0	0	0	14	0	0	0	14
NA	999	0	0	0	0	0	0	0	0	0	0	2	0	0	0	2
IAP	IAP	13626	354	7542	353	5907	10334	2817	2765	2812	4510	1880	2044	1974	2538	59456

**2008 Topical Module: Jewish Identity
(SPJREL16-KD5JWOTH)**

**IF (RELIG=3 OR OTHJEW=1 OR OTHJEW=2 OR RELIG16=3 OR OTHJEW16=1 OR OTHJEW16=2)
AND (SPREL=4 OR SPREL=8):**

1242. Religion in which spouse was raised.

[VAR: SPJREL16]

RESPONSE	PUNCH	YEAR														
		<u>1972-82</u>	<u>1982B</u>	<u>1983-87</u>	<u>1987B</u>	<u>1988-91</u>	<u>1993-98</u>	<u>2000</u>	<u>2002</u>	<u>2004</u>	<u>2006</u>	<u>2008</u>	<u>2010</u>	<u>2012</u>	<u>2014</u>	<u>ALL</u>
Protestant	1	0	0	0	0	0	0	0	0	0	0	8	0	0	0	8
Catholic	2	0	0	0	0	0	0	0	0	0	0	3	0	0	0	3
Jewish	3	0	0	0	0	0	0	0	0	0	0	15	0	0	0	15
Don't Know	8	0	0	0	0	0	0	0	0	0	0	0	0	0	0	0
No answer	9	0	0	0	0	0	0	0	0	0	0	0	0	0	0	0
IAP	IAP	13626	354	7542	353	5907	10334	2817	2765	2812	4510	1997	2044	1974	2538	59573

1243. Was your (husband/wife) raised Jewish?

[VAR: SPJOTH16]

RESPONSE	PUNCH	YEAR														
		<u>1972-82</u>	<u>1982B</u>	<u>1983-87</u>	<u>1987B</u>	<u>1988-91</u>	<u>1993-98</u>	<u>2000</u>	<u>2002</u>	<u>2004</u>	<u>2006</u>	<u>2008</u>	<u>2010</u>	<u>2012</u>	<u>2014</u>	<u>ALL</u>
Yes	1	0	0	0	0	0	0	0	0	0	0	1	0	1	0	2
Half or part	2	0	0	0	0	0	0	0	0	0	0	0	0	2	0	2
No	3	0	0	0	0	0	0	0	0	0	0	2	0	0	0	2
IAP	IAP	13626	354	7542	353	5907	10334	2817	2765	2812	4510	2020	2044	1971	2538	59593

IF MARELIG=4:

1244. Was you mother Jewish in any way when you were growing up?

[VAR: MAJWOTH]

RESPONSE	PUNCH	YEAR														
		<u>1972-82</u>	<u>1982B</u>	<u>1983-87</u>	<u>1987B</u>	<u>1988-91</u>	<u>1993-98</u>	<u>2000</u>	<u>2002</u>	<u>2004</u>	<u>2006</u>	<u>2008</u>	<u>2010</u>	<u>2012</u>	<u>2014</u>	<u>ALL</u>
Yes	1	0	0	0	0	0	0	0	0	0	0	0	0	1	0	1
Half/part	2	0	0	0	0	0	0	0	0	0	0	2	0	0	0	2
No	3	0	0	0	0	0	0	0	0	0	0	3	0	2	0	5
IAP	IAP	13626	354	7542	353	5907	10334	2817	2765	2812	4510	2018	2044	1971	2538	59591

IF MARELIG=3 OR MAJWOTH=1 OR MAJWOTH=2:

1245. Was she Orthodox, Conservative, Reform, or none of these?

[VAR: MAJEW]

<u>RESPONSE</u>	<u>PUNCH</u>	<u>YEAR</u>														
		<u>1972-82</u>	<u>1982B</u>	<u>1983-87</u>	<u>1987B</u>	<u>1988-91</u>	<u>1993-98</u>	<u>2000</u>	<u>2002</u>	<u>2004</u>	<u>2006</u>	<u>2008</u>	<u>2010</u>	<u>2012</u>	<u>2014</u>	<u>ALL</u>
Orthodox	1	0	0	0	0	8	0	0	0	0	0	7	0	5	0	20
Conservative	2	0	0	0	0	14	0	0	0	0	0	14	0	5	0	33
Reform	3	0	0	0	0	7	0	0	0	0	0	12	0	14	0	33
None of these	4	0	0	0	0	1	0	0	0	0	0	6	0	5	0	12
OTHER (SPECIFY)	5	0	0	0	0	0	0	0	0	0	0	0	0	0	0	0
Don't know	8	0	0	0	0	1	0	0	0	0	0	1	0	0	0	2
No answer	9	0	0	0	0	6	0	0	0	0	0	0	0	0	0	6
Not applicable	IAP	13626	354	7542	353	5870	10334	2817	2765	2812	4510	1983	2044	1945	2538	59493

IF PARELIG=4:

1246. Was you father Jewish in any way when you were growing up?

[VAR: PAJWOTH]

<u>RESPONSE</u>	<u>PUNCH</u>	<u>YEAR</u>														
		<u>1972-82</u>	<u>1982B</u>	<u>1983-87</u>	<u>1987B</u>	<u>1988-91</u>	<u>1993-98</u>	<u>2000</u>	<u>2002</u>	<u>2004</u>	<u>2006</u>	<u>2008</u>	<u>2010</u>	<u>2012</u>	<u>2014</u>	<u>ALL</u>
Yes	1	0	0	0	0	0	0	0	0	0	0	0	0	1	0	1
Half/part	2	0	0	0	0	0	0	0	0	0	0	1	0	0	0	1
No	3	0	0	0	0	0	0	0	0	0	0	4	0	4	0	8
IAP	IAP	13626	354	7542	353	5907	10334	2817	2765	2812	4510	2018	2044	1969	2538	59589

IF PARELIG=3 OR PAJWOTH=1 OR PAJWOTH=2:

1247. Was he Orthodox, Conservative, Reform, or none of these?

[VAR: PAJEW]

<u>RESPONSE</u>	<u>PUNCH</u>	<u>YEAR</u>														
		<u>1972-82</u>	<u>1982B</u>	<u>1983-87</u>	<u>1987B</u>	<u>1988-91</u>	<u>1993-98</u>	<u>2000</u>	<u>2002</u>	<u>2004</u>	<u>2006</u>	<u>2008</u>	<u>2010</u>	<u>2012</u>	<u>2014</u>	<u>ALL</u>
Orthodox	1	0	0	0	0	9	0	0	0	0	0	8	0	5	0	22
Conservative	2	0	0	0	0	7	0	0	0	0	0	16	0	5	0	28
Reform	3	0	0	0	0	8	0	0	0	0	0	11	0	13	0	32
None of these	4	0	0	0	0	2	0	0	0	0	0	6	0	4	0	12
OTHER (SPECIFY)	5	0	0	0	0	0	0	0	0	0	0	0	0	0	0	0
Don't know	8	0	0	0	0	1	0	0	0	0	0	0	0	0	0	1
No answer	9	0	0	0	0	7	0	0	0	0	0	0	0	0	0	7
Not applicable	IAP	13626	354	7542	353	5873	10334	2817	2765	2812	4510	1982	2044	1947	2538	59497

IF RELIG16=3 OR OTHJEW16=1 OR OTHJEW16=2:

1248. Did you have a (bar/bat) mitzvah when you were a child?

[VAR: BMITZVAH]

<u>RESPONSE</u>	<u>PUNCH</u>	<u>YEAR</u>														
		<u>1972-82</u>	<u>1982B</u>	<u>1983-87</u>	<u>1987B</u>	<u>1988-91</u>	<u>1993-98</u>	<u>2000</u>	<u>2002</u>	<u>2004</u>	<u>2006</u>	<u>2008</u>	<u>2010</u>	<u>2012</u>	<u>2014</u>	<u>ALL</u>
Yes	1	0	0	0	0	0	0	0	0	0	0	23	0	14	0	37
No	2	0	0	0	0	0	0	0	0	0	0	17	0	14	0	31
IAP	IAP	13626	354	7542	353	5907	10334	2817	2765	2812	4510	1983	2044	1946	2538	59531

IF RELIG=3 OR OTHJEW=1 OR OTHJEW=2 OR SPREL=3 OR SPOTHJEW=1 OR SPOTHJEW=2:

1249. [Do you/Does someone in your household] belong to a synagogue, temple, minyan, or high holiday congregation?

[VAR: SYNMEM]

<u>RESPONSE</u>	<u>PUNCH</u>	<u>YEAR</u>														
		<u>1972-82</u>	<u>1982B</u>	<u>1983-87</u>	<u>1987B</u>	<u>1988-91</u>	<u>1993-98</u>	<u>2000</u>	<u>2002</u>	<u>2004</u>	<u>2006</u>	<u>2008</u>	<u>2010</u>	<u>2012</u>	<u>2014</u>	<u>ALL</u>
Yes	1	0	0	0	0	0	0	0	0	0	0	24	0	15	0	39
No	2	0	0	0	0	0	0	0	0	0	0	31	0	31	0	62
IAP	IAP	13626	354	7542	353	5907	10334	2817	2765	2812	4510	1968	2044	1928	2538	59498

1250. In what religion is (CHILD'S NAME) being raised? Is it Protestant, Catholic, Jewish, some other religion, or no religion?

[VAR: KD1RELIG]

RESPONSE	PUNCH	YEAR														ALL
		1972-82	1982B	1983-87	1987B	1988-91	1993-98	2000	2002	2004	2006	2008	2010	2012	2014	
Protestant	1	0	0	0	0	0	0	0	0	0	0	352	0	2	0	354
Catholic	2	0	0	0	0	0	0	0	0	0	0	173	0	0	0	173
Jewish	3	0	0	0	0	0	0	0	0	0	0	14	0	9	0	23
None	4	0	0	0	0	0	0	0	0	0	0	153	0	7	0	160
Other (SPECIFY RELIGION AND/OR CHURCH DENOMINATION)	5	0	0	0	0	0	0	0	0	0	0	5	0	1	0	6
Buddhism	6	0	0	0	0	0	0	0	0	0	0	2	0	0	0	2
Hinduism	7	0	0	0	0	0	0	0	0	0	0	5	0	0	0	5
Other Eastern	8	0	0	0	0	0	0	0	0	0	0	4	0	0	0	4
Muslim/ Islam	9	0	0	0	0	0	0	0	0	0	0	9	0	0	0	9
Orthodox-Christian	10	0	0	0	0	0	0	0	0	0	0	1	0	0	0	1
Christian	11	0	0	0	0	0	0	0	0	0	0	35	0	0	0	35
Inter-/non-denominational	13	0	0	0	0	0	0	0	0	0	0	6	0	0	0	6
Don't Know	98	0	0	0	0	0	0	0	0	0	0	1	0	0	0	1
No answer	99	0	0	0	0	0	0	0	0	0	0	2	0	0	0	2
IAP	IAP	13626	354	7542	353	5907	10334	2817	2765	2812	4510	1261	2044	1955	2538	58818

REMARKS: In 2012, KD1RELIG-KD14RELIG were asked if RELIG=3, or OTHJEW=1 or 2, or SPREL=3, or SPOTHJEW=1 or 2, and if the respondent said he/she was currently living in the household under the age of 18.

1251. In what religion is (CHILD'S NAME) being raised? Is it Protestant, Catholic, Jewish, some other religion, or no religion?

[VAR: KD2RELIG]

RESPONSE	PUNCH	YEAR														ALL
		1972-82	1982B	1983-87	1987B	1988-91	1993-98	2000	2002	2004	2006	2008	2010	2012	2014	
Protestant	1	0	0	0	0	0	0	0	0	0	0	207	0	0	0	207
Catholic	2	0	0	0	0	0	0	0	0	0	0	114	0	0	0	114
Jewish	3	0	0	0	0	0	0	0	0	0	0	11	0	8	0	19
None	4	0	0	0	0	0	0	0	0	0	0	80	0	4	0	84
Other (SPECIFY RELIGION AND/OR CHURCH DENOMINATION)	5	0	0	0	0	0	0	0	0	0	0	5	0	0	0	5
Buddhism	6	0	0	0	0	0	0	0	0	0	0	3	0	0	0	3
Hinduism	7	0	0	0	0	0	0	0	0	0	0	1	0	0	0	1
Other Eastern	8	0	0	0	0	0	0	0	0	0	0	3	0	0	0	3
Muslim/ Islam	9	0	0	0	0	0	0	0	0	0	0	5	0	0	0	5
Orthodox-Christian	10	0	0	0	0	0	0	0	0	0	0	1	0	0	0	1
Christian	11	0	0	0	0	0	0	0	0	0	0	16	0	0	0	16
Inter-/non-denominational	13	0	0	0	0	0	0	0	0	0	0	5	0	0	0	5
Don't Know	98	0	0	0	0	0	0	0	0	0	0	1	0	0	0	1
No answer	99	0	0	0	0	0	0	0	0	0	0	1	0	0	0	1
IAP	IAP	13626	354	7542	353	5907	10334	2817	2765	2812	4510	1570	2044	1962	2538	59134

REMARKS: In 2012, KD1RELIG-KD14RELIG were asked if RELIG=3, or OTHJEW=1 or 2, or SPREL=3, or SPOTHJEW=1 or 2, and if the respondent said he/she was currently living in the household under the age of 18.

1252. In what religion is (CHILD'S NAME) being raised? Is it Protestant, Catholic, Jewish, some other religion, or no religion?

[VAR: KD3RELIG]

RESPONSE	PUNCH	YEAR														
		1972-82	1982B	1983-87	1987B	1988-91	1993-98	2000	2002	2004	2006	2008	2010	2012	2014	ALL
Protestant	1	0	0	0	0	0	0	0	0	0	0	92	0	0	0	92
Catholic	2	0	0	0	0	0	0	0	0	0	0	38	0	0	0	38
Jewish	3	0	0	0	0	0	0	0	0	0	0	5	0	1	0	6
None	4	0	0	0	0	0	0	0	0	0	0	27	0	0	0	27
Other (SPECIFY RELIGION AND/OR CHURCH DENOMINATION)	5	0	0	0	0	0	0	0	0	0	0	4	0	1	0	5
Buddhism	6	0	0	0	0	0	0	0	0	0	0	1	0	0	0	1
Hinduism	7	0	0	0	0	0	0	0	0	0	0	0	0	0	0	0
Other Eastern	8	0	0	0	0	0	0	0	0	0	0	1	0	0	0	1
Muslim/ Islam	9	0	0	0	0	0	0	0	0	0	0	1	0	0	0	1
Orthodox-Christian	10	0	0	0	0	0	0	0	0	0	0	1	0	0	0	1
Christian	11	0	0	0	0	0	0	0	0	0	0	6	0	0	0	6
Inter-/non-denominational	13	0	0	0	0	0	0	0	0	0	0	2	0	0	0	2
Don't Know	98	0	0	0	0	0	0	0	0	0	0	0	0	0	0	0
No answer	99	0	0	0	0	0	0	0	0	0	0	2	0	0	0	2
IAP	IAP	13626	354	7542	353	5907	10334	2817	2765	2812	4510	1843	2044	1972	2538	59417

REMARKS: In 2012, KD1RELIG-KD14RELIG were asked if RELIG=3, or OTHJEW=1 or 2, or SPREL=3, or SPOTHJEW=1 or 2, and if the respondent said he/she was currently living in the household under the age of 18.

1253. In what religion is (CHILD'S NAME) being raised? Is it Protestant, Catholic, Jewish, some other religion, or no religion?

[VAR: KD4RELIG]

RESPONSE	PUNCH	YEAR														
		1972-82	1982B	1983-87	1987B	1988-91	1993-98	2000	2002	2004	2006	2008	2010	2012	2014	ALL
Protestant	1	0	0	0	0	0	0	0	0	0	0	33	0	0	0	33
Catholic	2	0	0	0	0	0	0	0	0	0	0	13	0	0	0	13
Jewish	3	0	0	0	0	0	0	0	0	0	0	3	0	0	0	3
None	4	0	0	0	0	0	0	0	0	0	0	9	0	0	0	9
Other (SPECIFY RELIGION AND/OR CHURCH DENOMINATION)	5	0	0	0	0	0	0	0	0	0	0	0	0	0	0	0
Buddhism	6	0	0	0	0	0	0	0	0	0	0	1	0	0	0	1
Hinduism	7	0	0	0	0	0	0	0	0	0	0	0	0	0	0	0
Other Eastern	8	0	0	0	0	0	0	0	0	0	0	0	0	0	0	0
Muslim/ Islam	9	0	0	0	0	0	0	0	0	0	0	1	0	0	0	1
Orthodox-Christian	10	0	0	0	0	0	0	0	0	0	0	0	0	0	0	0
Christian	11	0	0	0	0	0	0	0	0	0	0	2	0	0	0	2
Inter-/non-denominational	13	0	0	0	0	0	0	0	0	0	0	0	0	0	0	0
Don't Know	98	0	0	0	0	0	0	0	0	0	0	0	0	0	0	0
No answer	99	0	0	0	0	0	0	0	0	0	0	1	0	0	0	1
IAP	IAP	13626	354	7542	353	5907	10334	2817	2765	2812	4510	1960	2044	1974	2538	59536

REMARKS: In 2012, KD1RELIG-KD14RELIG were asked if RELIG=3, or OTHJEW=1 or 2, or SPREL=3, or SPOTHJEW=1 or 2, and if the respondent said he/she was currently living in the household under the age of 18.

1254. In what religion is (CHILD'S NAME) being raised? Is it Protestant, Catholic, Jewish, some other religion, or no religion?

[VAR: KD5RELIG]

<u>RESPONSE</u>	<u>PUNCH</u>	<u>YEAR</u>														
		<u>1972-82</u>	<u>1982B</u>	<u>1983-87</u>	<u>1987B</u>	<u>1988-91</u>	<u>1993-98</u>	<u>2000</u>	<u>2002</u>	<u>2004</u>	<u>2006</u>	<u>2008</u>	<u>2010</u>	<u>2012</u>	<u>2014</u>	<u>ALL</u>
Protestant	1	0	0	0	0	0	0	0	0	0	0	7	0	0	0	7
Catholic	2	0	0	0	0	0	0	0	0	0	0	4	0	0	0	4
Jewish	3	0	0	0	0	0	0	0	0	0	0	2	0	0	0	2
None	4	0	0	0	0	0	0	0	0	0	0	1	0	0	0	1
Other (SPECIFY RELIGION AND/OR CHURCH DENOMINATION)	5	0	0	0	0	0	0	0	0	0	0	0	0	0	0	0
Buddhism	6	0	0	0	0	0	0	0	0	0	0	0	0	0	0	0
Hinduism	7	0	0	0	0	0	0	0	0	0	0	0	0	0	0	0
Other Eastern	8	0	0	0	0	0	0	0	0	0	0	0	0	0	0	0
Muslim/ Islam	9	0	0	0	0	0	0	0	0	0	0	0	0	0	0	0
Orthodox-Christian	10	0	0	0	0	0	0	0	0	0	0	0	0	0	0	0
Christian	11	0	0	0	0	0	0	0	0	0	0	1	0	0	0	1
Inter-/non-denominational	13	0	0	0	0	0	0	0	0	0	0	1	0	0	0	1
Don't Know	98	0	0	0	0	0	0	0	0	0	0	0	0	0	0	0
No answer	99	0	0	0	0	0	0	0	0	0	0	0	0	0	0	0
IAP	IAP	13626	354	7542	353	5907	10334	2817	2765	2812	4510	2007	2044	1974	2538	59583

REMARKS: In 2012, KD1RELIG-KD14RELIG were asked if RELIG=3, or OTHJEW=1 or 2, or SPREL=3, or SPOTHJEW=1 or 2, and if the respondent said he/she was currently living in the household under the age of 18.

1255. In what religion is (CHILD'S NAME) being raised? Is it Protestant, Catholic, Jewish, some other religion, or no religion?

[VAR: KD6RELIG]

<u>RESPONSE</u>	<u>PUNCH</u>	<u>YEAR</u>														
		<u>1972-82</u>	<u>1982B</u>	<u>1983-87</u>	<u>1987B</u>	<u>1988-91</u>	<u>1993-98</u>	<u>2000</u>	<u>2002</u>	<u>2004</u>	<u>2006</u>	<u>2008</u>	<u>2010</u>	<u>2012</u>	<u>2014</u>	<u>ALL</u>
Protestant	1	0	0	0	0	0	0	0	0	0	0	2	0	0	0	2
Catholic	2	0	0	0	0	0	0	0	0	0	0	0	0	0	0	0
Jewish	3	0	0	0	0	0	0	0	0	0	0	0	0	0	0	0
None	4	0	0	0	0	0	0	0	0	0	0	0	0	0	0	0
Other (SPECIFY RELIGION AND/OR CHURCH DENOMINATION)	5	0	0	0	0	0	0	0	0	0	0	0	0	0	0	0
Buddhism	6	0	0	0	0	0	0	0	0	0	0	0	0	0	0	0
Hinduism	7	0	0	0	0	0	0	0	0	0	0	0	0	0	0	0
Other Eastern	8	0	0	0	0	0	0	0	0	0	0	0	0	0	0	0
Muslim/ Islam	9	0	0	0	0	0	0	0	0	0	0	0	0	0	0	0
Orthodox-Christian	10	0	0	0	0	0	0	0	0	0	0	0	0	0	0	0
Christian	11	0	0	0	0	0	0	0	0	0	0	0	0	0	0	0
Inter-/non-denominational	13	0	0	0	0	0	0	0	0	0	0	1	0	0	0	1
Don't Know	98	0	0	0	0	0	0	0	0	0	0	0	0	0	0	0
No answer	99	0	0	0	0	0	0	0	0	0	0	0	0	0	0	0
IAP	IAP	13626	354	7542	353	5907	10334	2817	2765	2812	4510	2020	2044	1974	2538	59596

REMARKS: In 2012, KD1RELIG-KD14RELIG were asked if RELIG=3, or OTHJEW=1 or 2, or SPREL=3, or SPOTHJEW=1 or 2, and if the respondent said he/she was currently living in the household under the age of 18.

1256. In what religion is (CHILD'S NAME) being raised? Is it Protestant, Catholic, Jewish, some other religion, or no religion?

[VAR: KD7RELIG]

<u>RESPONSE</u>	<u>PUNCH</u>	<u>YEAR</u>														
		<u>1972-82</u>	<u>1982B</u>	<u>1983-87</u>	<u>1987B</u>	<u>1988-91</u>	<u>1993-98</u>	<u>2000</u>	<u>2002</u>	<u>2004</u>	<u>2006</u>	<u>2008</u>	<u>2010</u>	<u>2012</u>	<u>2014</u>	<u>ALL</u>
Protestant	1	0	0	0	0	0	0	0	0	0	0	0	0	0	0	0
Catholic	2	0	0	0	0	0	0	0	0	0	0	0	0	0	0	0
Jewish	3	0	0	0	0	0	0	0	0	0	0	0	0	0	0	0
None	4	0	0	0	0	0	0	0	0	0	0	0	0	0	0	0
Other (SPECIFY RELIGION AND/OR CHURCH DENOMINATION)	5	0	0	0	0	0	0	0	0	0	0	1	0	0	0	1
Buddhism	6	0	0	0	0	0	0	0	0	0	0	0	0	0	0	0
Hinduism	7	0	0	0	0	0	0	0	0	0	0	0	0	0	0	0
Other Eastern	8	0	0	0	0	0	0	0	0	0	0	0	0	0	0	0
Muslim/ Islam	9	0	0	0	0	0	0	0	0	0	0	0	0	0	0	0
Orthodox-Christian	10	0	0	0	0	0	0	0	0	0	0	0	0	0	0	0
Christian	11	0	0	0	0	0	0	0	0	0	0	0	0	0	0	0
Inter-/non-denominational	13	0	0	0	0	0	0	0	0	0	0	0	0	0	0	0
Don't Know	98	0	0	0	0	0	0	0	0	0	0	0	0	0	0	0
No answer	99	0	0	0	0	0	0	0	0	0	0	0	0	0	0	0
IAP	IAP	13626	354	7542	353	5907	10334	2817	2765	2812	4510	2022	2044	1974	2538	59598

REMARKS: In 2012, KD1RELIG-KD8RELIG were asked if RELIG=3, or OTHJEW=1 or 2, or SPREL=3, or SPOTHJEW=1 or 2, and if the respondent said he/she was currently living in the household under the age of 18.

1257. In what religion is (CHILD'S NAME) being raised? Is it Protestant, Catholic, Jewish, some other religion, or no religion?

[VAR: KD8RELIG]

RESPONSE	PUNCH	YEAR														
		1972-82	1982B	1983-87	1987B	1988-91	1993-98	2000	2002	2004	2006	2008	2010	2012	2014	ALL
Protestant	1	0	0	0	0	0	0	0	0	0	0	1	0	0	0	1
Catholic	2	0	0	0	0	0	0	0	0	0	0	0	0	0	0	0
Jewish	3	0	0	0	0	0	0	0	0	0	0	0	0	0	0	0
None	4	0	0	0	0	0	0	0	0	0	0	0	0	0	0	0
Other (SPECIFY RELIGION AND/OR CHURCH DENOMINATION)	5	0	0	0	0	0	0	0	0	0	0	0	0	0	0	0
Buddhism	6	0	0	0	0	0	0	0	0	0	0	0	0	0	0	0
Hinduism	7	0	0	0	0	0	0	0	0	0	0	0	0	0	0	0
Other Eastern	8	0	0	0	0	0	0	0	0	0	0	0	0	0	0	0
Muslim/ Islam	9	0	0	0	0	0	0	0	0	0	0	0	0	0	0	0
Orthodox-Christian	10	0	0	0	0	0	0	0	0	0	0	0	0	0	0	0
Christian	11	0	0	0	0	0	0	0	0	0	0	0	0	0	0	0
Inter-/non-denominational	13	0	0	0	0	0	0	0	0	0	0	0	0	0	0	0
Don't Know	98	0	0	0	0	0	0	0	0	0	0	0	0	0	0	0
No answer	99	0	0	0	0	0	0	0	0	0	0	0	0	0	0	0
IAP	IAP	13626	354	7542	353	5907	10334	2817	2765	2812	4510	2022	2044	1974	2538	59598

REMARKS: In 2012, KD1RELIG-KD8RELIG were asked if RELIG=3, or OTHJEW=1 or 2, or SPREL=3, or SPOTHJEW=1 or 2, and if the respondent said he/she was currently living in the household under the age of 18.

IF NO RELIGION:

1258. Is (CHILD'S NAME) considered Jewish for any reason?

[VAR: KD1JWOTH]

RESPONSE	PUNCH	YEAR														
		1972-82	1982B	1983-87	1987B	1988-91	1993-98	2000	2002	2004	2006	2008	2010	2012	2014	ALL
Yes	1	0	0	0	0	0	0	0	0	0	0	2	0	2	0	4
Half/part	2	0	0	0	0	0	0	0	0	0	0	3	0	1	0	4
No	3	0	0	0	0	0	0	0	0	0	0	152	0	4	0	156
IAP	IAP	13626	354	7542	353	5907	10334	2817	2765	2812	4510	1866	2044	1967	2538	59435

1259. Is (CHILD'S NAME) considered Jewish for any reason?

[VAR: KD2JWOTH]

<u>RESPONSE</u>	<u>PUNCH</u>	<u>YEAR</u>														
		<u>1972-82</u>	<u>1982B</u>	<u>1983-87</u>	<u>1987B</u>	<u>1988-91</u>	<u>1993-98</u>	<u>2000</u>	<u>2002</u>	<u>2004</u>	<u>2006</u>	<u>2008</u>	<u>2010</u>	<u>2012</u>	<u>2014</u>	<u>ALL</u>
Yes	1	0	0	0	0	0	0	0	0	0	0	0	0	0	0	0
Half/part	2	0	0	0	0	0	0	0	0	0	0	0	0	0	0	0
No	3	0	0	0	0	0	0	0	0	0	0	83	0	4	0	87
IAP	IAP	13626	354	7542	353	5907	10334	2817	2765	2812	4510	1940	2044	1970	2538	59512

1260. Is (CHILD'S NAME) considered Jewish for any reason?

[VAR: KD3JWOTH]

<u>RESPONSE</u>	<u>PUNCH</u>	<u>YEAR</u>														
		<u>1972-82</u>	<u>1982B</u>	<u>1983-87</u>	<u>1987B</u>	<u>1988-91</u>	<u>1993-98</u>	<u>2000</u>	<u>2002</u>	<u>2004</u>	<u>2006</u>	<u>2008</u>	<u>2010</u>	<u>2012</u>	<u>2014</u>	<u>ALL</u>
Yes	1	0	0	0	0	0	0	0	0	0	0	0	0	0	0	0
Half/part	2	0	0	0	0	0	0	0	0	0	0	0	0	0	0	0
No	3	0	0	0	0	0	0	0	0	0	0	28	0	0	0	28
IAP	IAP	13626	354	7542	353	5907	10334	2817	2765	2812	4510	1995	2044	1974	2538	59571

1261. Is (CHILD'S NAME) considered Jewish for any reason?

[VAR: KD4JWOTH]

<u>RESPONSE</u>	<u>PUNCH</u>	<u>YEAR</u>														
		<u>1972-82</u>	<u>1982B</u>	<u>1983-87</u>	<u>1987B</u>	<u>1988-91</u>	<u>1993-98</u>	<u>2000</u>	<u>2002</u>	<u>2004</u>	<u>2006</u>	<u>2008</u>	<u>2010</u>	<u>2012</u>	<u>2014</u>	<u>ALL</u>
Yes	1	0	0	0	0	0	0	0	0	0	0	0	0	0	0	0
Half/part	2	0	0	0	0	0	0	0	0	0	0	0	0	0	0	0
No	3	0	0	0	0	0	0	0	0	0	0	9	0	0	0	9
IAP	IAP	13626	354	7542	353	5907	10334	2817	2765	2812	4510	2014	2044	1974	2538	59590

1262. Is (CHILD'S NAME) considered Jewish for any reason?

[VAR: KD5JWOTH]

<u>RESPONSE</u>	<u>PUNCH</u>	<u>YEAR</u>														
		<u>1972-82</u>	<u>1982B</u>	<u>1983-87</u>	<u>1987B</u>	<u>1988-91</u>	<u>1993-98</u>	<u>2000</u>	<u>2002</u>	<u>2004</u>	<u>2006</u>	<u>2008</u>	<u>2010</u>	<u>2012</u>	<u>2014</u>	<u>ALL</u>
Yes	1	0	0	0	0	0	0	0	0	0	0	0	0	0	0	0
Half/part	2	0	0	0	0	0	0	0	0	0	0	0	0	0	0	0
No	3	0	0	0	0	0	0	0	0	0	0	1	0	0	0	1
IAP	IAP	13626	354	7542	353	5907	10334	2817	2765	2812	4510	2022	2044	1974	2538	59598

**The 2008 Topical Module: Terrorism Preparedness
(DONE911A-OTHPLAN)**

Community-wide disasters happen, and these happen for a variety of reasons, such as acts of nature, terrorism, industrial accidents, and other causes.

1263. Do you know anyone who has done any of the following things because of terrorism since September 11th, 2001?)

Have you, or anyone you know developed emergency plans (evacuation, meeting places)?

FI PROBE: IF RESPONDENT ANSWERS 'YES,' ASK: 'Was this you, someone you know, or both yourself and someone you know?'

[VAR: DONE911A]

RESPONSE	PUNCH	YEAR														
		1972-82	1982B	1983-87	1987B	1988-91	1993-98	2000	2002	2004	2006	2008	2010	2012	2014	ALL
No	0	0	0	0	0	0	0	0	0	0	0	1029	0	0	0	1029
Yes, respondent	1	0	0	0	0	0	0	0	0	0	0	69	0	0	0	69
Yes, someone respondent knows	2	0	0	0	0	0	0	0	0	0	0	135	0	0	0	135
Yes, both respondent and someone respondent knows	3	0	0	0	0	0	0	0	0	0	0	105	0	0	0	105
Don't know	8	0	0	0	0	0	0	0	0	0	0	9	0	0	0	9
No answer	9	0	0	0	0	0	0	0	0	0	0	5	0	0	0	5
Not applicable	IAP	13626	354	7542	353	5907	10334	2817	2765	2812	4510	671	2044	1974	2538	58247

1264. How effective do you think developing emergency plans (evacuation, meeting places) is for people dealing with terrorism?

Would you say 1, not at all effective, 5, extremely effective, or you may use any number in between?

[VAR: EFF911A]

RESPONSE	PUNCH	YEAR														
		1972-82	1982B	1983-87	1987B	1988-91	1993-98	2000	2002	2004	2006	2008	2010	2012	2014	ALL
1 Not at all effective	1	0	0	0	0	0	0	0	0	0	0	167	0	0	0	167
2	2	0	0	0	0	0	0	0	0	0	0	135	0	0	0	135
3	3	0	0	0	0	0	0	0	0	0	0	430	0	0	0	430
4	4	0	0	0	0	0	0	0	0	0	0	197	0	0	0	197
5 Extremely Effective	5	0	0	0	0	0	0	0	0	0	0	351	0	0	0	351
Don't know	8	0	0	0	0	0	0	0	0	0	0	67	0	0	0	67
No answer	9	0	0	0	0	0	0	0	0	0	0	5	0	0	0	5
Not applicable	IAP	13626	354	7542	353	5907	10334	2817	2765	2812	4510	671	2044	1974	2538	58247

1265. (Do you know anyone who has done any of the following things because of terrorism since September 11th, 2001?)

Have you, or anyone you know stockpiled supplies (food, water, antibiotics, etc.)?

FI PROBE: IF RESPONDENT ANSWERS 'YES,' ASK; 'Was this you, someone you know, or both yourself and someone you know?'

[VAR: DONE911B]

RESPONSE	PUNCH	YEAR														
		1972-82	1982B	1983-87	1987B	1988-91	1993-98	2000	2002	2004	2006	2008	2010	2012	2014	ALL
No	0	0	0	0	0	0	0	0	0	0	0	1050	0	0	0	1050
Yes, respondent knows	1	0	0	0	0	0	0	0	0	0	0	72	0	0	0	72
someone respondent knows	2	0	0	0	0	0	0	0	0	0	0	148	0	0	0	148
Don't know	3	0	0	0	0	0	0	0	0	0	0	72	0	0	0	72
No answer	8	0	0	0	0	0	0	0	0	0	0	6	0	0	0	6
Not applicable	9	0	0	0	0	0	0	0	0	0	0	4	0	0	0	4
	IAP	13626	354	7542	353	5907	10334	2817	2765	2812	4510	671	2044	1974	2538	58247

1266. How effective do you think stockpiling supplies (food, water, antibiotics, etc.) is for people dealing with terrorism?

(Would you say 1, not at all effective, 5, extremely effective, or you may use any number in between?)

[VAR: EFF911B]

RESPONSE	PUNCH	YEAR														
		1972-82	1982B	1983-87	1987B	1988-91	1993-98	2000	2002	2004	2006	2008	2010	2012	2014	ALL
1 Not at all effective	1	0	0	0	0	0	0	0	0	0	0	272	0	0	0	272
2	2	0	0	0	0	0	0	0	0	0	0	166	0	0	0	166
3	3	0	0	0	0	0	0	0	0	0	0	401	0	0	0	401
4	4	0	0	0	0	0	0	0	0	0	0	164	0	0	0	164
5 Extremely Effective	5	0	0	0	0	0	0	0	0	0	0	275	0	0	0	275
Don't know	8	0	0	0	0	0	0	0	0	0	0	69	0	0	0	69
No answer	9	0	0	0	0	0	0	0	0	0	0	5	0	0	0	5
Not applicable	IAP	13626	354	7542	353	5907	10334	2817	2765	2812	4510	671	2044	1974	2538	58247

1267. (Do you know anyone who has done any of the following things because of terrorism since September 11th, 2001?)

Have you, or anyone you know purchased things to make them safer (gas masks, duct tape, things to make their house safer, etc.)?

FI PROBE: IF RESPONDENT ANSWERS 'YES,' ASK; 'Was this you, someone you know, or both yourself and someone you know?'

[VAR: DONE911C]

RESPONSE	PUNCH	YEAR														
		1972-82	1982B	1983-87	1987B	1988-91	1993-98	2000	2002	2004	2006	2008	2010	2012	2014	ALL
No	0	0	0	0	0	0	0	0	0	0	0	1157	0	0	0	1157
Yes, respondent knows	1	0	0	0	0	0	0	0	0	0	0	38	0	0	0	38
someone respondent knows	2	0	0	0	0	0	0	0	0	0	0	98	0	0	0	98
Don't know	3	0	0	0	0	0	0	0	0	0	0	47	0	0	0	47
No answer	8	0	0	0	0	0	0	0	0	0	0	7	0	0	0	7
Not applicable	9	0	0	0	0	0	0	0	0	0	0	5	0	0	0	5
	IAP	13626	354	7542	353	5907	10334	2817	2765	2812	4510	671	2044	1974	2538	58247

1268. How effective do you think purchasing things to make them safer (gas masks, duct tape, things to make their house safer, etc.) is for people dealing with terrorism?

(Would you say 1, not at all effective, 5, extremely effective, or you may use any number in between?)

[VAR: EFF911C]

RESPONSE	PUNCH	YEAR														
		1972-82	1982B	1983-87	1987B	1988-91	1993-98	2000	2002	2004	2006	2008	2010	2012	2014	ALL
1 Not at all effective	1	0	0	0	0	0	0	0	0	0	0	378	0	0	0	378
2	2	0	0	0	0	0	0	0	0	0	0	186	0	0	0	186
3	3	0	0	0	0	0	0	0	0	0	0	373	0	0	0	373
4	4	0	0	0	0	0	0	0	0	0	0	139	0	0	0	139
5 Extremely Effective	5	0	0	0	0	0	0	0	0	0	0	202	0	0	0	202
Don't know	8	0	0	0	0	0	0	0	0	0	0	69	0	0	0	69
No answer	9	0	0	0	0	0	0	0	0	0	0	5	0	0	0	5
Not applicable	IAP	13626	354	7542	353	5907	10334	2817	2765	2812	4510	671	2044	1974	2538	58247

1269. (Do you know anyone who has done any of the following things because of terrorism since September 11th, 2001?)

Have you, or anyone you know learned where to get more information about terrorism?

FI PROBE: IF RESPONDENT ANSWERS 'YES,' ASK; 'Was this you, someone you know, or both yourself and someone you know?'

[VAR: DONE911D]

RESPONSE	PUNCH	YEAR														
		1972-82	1982B	1983-87	1987B	1988-91	1993-98	2000	2002	2004	2006	2008	2010	2012	2014	ALL
No	0	0	0	0	0	0	0	0	0	0	0	927	0	0	0	927
Yes, respondent knows	1	0	0	0	0	0	0	0	0	0	0	164	0	0	0	164
someone respondent knows	2	0	0	0	0	0	0	0	0	0	0	78	0	0	0	78
Don't know	3	0	0	0	0	0	0	0	0	0	0	165	0	0	0	165
No answer	8	0	0	0	0	0	0	0	0	0	0	13	0	0	0	13
Not applicable	9	0	0	0	0	0	0	0	0	0	0	5	0	0	0	5
	IAP	13626	354	7542	353	5907	10334	2817	2765	2812	4510	671	2044	1974	2538	58247

1270. How effective do you think learning where to get more information about terrorism is for people dealing with terrorism?

(Would you say 1, not at all effective, 5, extremely effective, or you may use any number in between?)

[VAR: EFF911D]

RESPONSE	PUNCH	YEAR														
		1972-82	1982B	1983-87	1987B	1988-91	1993-98	2000	2002	2004	2006	2008	2010	2012	2014	ALL
1 Not at all effective	1	0	0	0	0	0	0	0	0	0	0	231	0	0	0	231
2	2	0	0	0	0	0	0	0	0	0	0	128	0	0	0	128
3	3	0	0	0	0	0	0	0	0	0	0	352	0	0	0	352
4	4	0	0	0	0	0	0	0	0	0	0	216	0	0	0	216
5 Extremely Effective	5	0	0	0	0	0	0	0	0	0	0	343	0	0	0	343
Don't know	8	0	0	0	0	0	0	0	0	0	0	75	0	0	0	75
No answer	9	0	0	0	0	0	0	0	0	0	0	7	0	0	0	7
Not applicable	IAP	13626	354	7542	353	5907	10334	2817	2765	2812	4510	671	2044	1974	2538	58247

1271. (Do you know anyone who has done any of the following things because of terrorism since September 11th, 2001?)

Have you, or anyone you know duplicated important documents (birth certificate, medication prescriptions, and passports)?

FI PROBE: IF RESPONDENT ANSWERS 'YES,' ASK; 'Was this you, someone you know, or both yourself and someone you know?'

[VAR: DONE911E]

RESPONSE	PUNCH	YEAR														
		1972-82	1982B	1983-87	1987B	1988-91	1993-98	2000	2002	2004	2006	2008	2010	2012	2014	ALL
No	0	0	0	0	0	0	0	0	0	0	0	1113	0	0	0	1113
Yes, respondent	1	0	0	0	0	0	0	0	0	0	0	89	0	0	0	89
Yes, someone respondent knows	2	0	0	0	0	0	0	0	0	0	0	33	0	0	0	33
Yes, both respondent and someone respondent knows	3	0	0	0	0	0	0	0	0	0	0	99	0	0	0	99
Don't know	8	0	0	0	0	0	0	0	0	0	0	13	0	0	0	13
No answer	9	0	0	0	0	0	0	0	0	0	0	5	0	0	0	5
Not applicable	IAP	13626	354	7542	353	5907	10334	2817	2765	2812	4510	671	2044	1974	2538	58247

1272. How effective do you think duplicating important documents (birth certificate, medication prescriptions, and passports) is for people dealing with terrorism?

(Would you say 1, not at all effective, 5, extremely effective, or you may use any number in between?)

[VAR: EFF911E]

RESPONSE	PUNCH	YEAR														
		1972-82	1982B	1983-87	1987B	1988-91	1993-98	2000	2002	2004	2006	2008	2010	2012	2014	ALL
1 Not at all effective	1	0	0	0	0	0	0	0	0	0	0	356	0	0	0	356
2	2	0	0	0	0	0	0	0	0	0	0	132	0	0	0	132
3	3	0	0	0	0	0	0	0	0	0	0	291	0	0	0	291
4	4	0	0	0	0	0	0	0	0	0	0	178	0	0	0	178
5 Extremely Effective	5	0	0	0	0	0	0	0	0	0	0	306	0	0	0	306
Don't know	8	0	0	0	0	0	0	0	0	0	0	82	0	0	0	82
No answer	9	0	0	0	0	0	0	0	0	0	0	7	0	0	0	7
Not applicable	IAP	13626	354	7542	353	5907	10334	2817	2765	2812	4510	671	2044	1974	2538	58247

1273. (Do you know anyone who has done any of the following things because of terrorism since September 11th, 2001?)

Have you, or anyone you know reduced airplane travel?

FI PROBE: IF RESPONDENT ANSWERS 'YES,' ASK; 'Was this you, someone you know, or both yourself and someone you know?'

[VAR: DONE911F]

RESPONSE	PUNCH	YEAR														
		1972-82	1982B	1983-87	1987B	1988-91	1993-98	2000	2002	2004	2006	2008	2010	2012	2014	ALL
No	0	0	0	0	0	0	0	0	0	0	0	1098	0	0	0	1098
Yes, respondent knows	1	0	0	0	0	0	0	0	0	0	0	83	0	0	0	83
someone respondent knows	2	0	0	0	0	0	0	0	0	0	0	103	0	0	0	103
Don't know	3	0	0	0	0	0	0	0	0	0	0	55	0	0	0	55
No answer	8	0	0	0	0	0	0	0	0	0	0	8	0	0	0	8
Not applicable	9	0	0	0	0	0	0	0	0	0	0	5	0	0	0	5
	IAP	13626	354	7542	353	5907	10334	2817	2765	2812	4510	671	2044	1974	2538	58247

1274. How effective do you think reducing airplane travel is for people dealing with terrorism?

(Would you say 1, not at all effective, 5, extremely effective, or you may use any number in between?)

[VAR: EFF911F]

RESPONSE	PUNCH	YEAR														
		1972-82	1982B	1983-87	1987B	1988-91	1993-98	2000	2002	2004	2006	2008	2010	2012	2014	ALL
1 Not at all effective	1	0	0	0	0	0	0	0	0	0	0	697	0	0	0	697
2	2	0	0	0	0	0	0	0	0	0	0	163	0	0	0	163
3	3	0	0	0	0	0	0	0	0	0	0	225	0	0	0	225
4	4	0	0	0	0	0	0	0	0	0	0	57	0	0	0	57
5 Extremely Effective	5	0	0	0	0	0	0	0	0	0	0	114	0	0	0	114
Don't know	8	0	0	0	0	0	0	0	0	0	0	89	0	0	0	89
No answer	9	0	0	0	0	0	0	0	0	0	0	7	0	0	0	7
Not applicable	IAP	13626	354	7542	353	5907	10334	2817	2765	2812	4510	671	2044	1974	2538	58247

1275. (Do you know anyone who has done any of the following things because of terrorism since September 11th, 2001?)

Have you, or anyone you know reduced travel by train?

FI PROBE: IF RESPONDENT ANSWERS 'YES,' ASK; 'Was this you, someone you know, or both yourself and someone you know?'

[VAR: DONE911G]

<u>RESPONSE</u>	<u>PUNCH</u>	<u>YEAR</u>														
		<u>1972-82</u>	<u>1982B</u>	<u>1983-87</u>	<u>1987B</u>	<u>1988-91</u>	<u>1993-98</u>	<u>2000</u>	<u>2002</u>	<u>2004</u>	<u>2006</u>	<u>2008</u>	<u>2010</u>	<u>2012</u>	<u>2014</u>	<u>ALL</u>
No	0	0	0	0	0	0	0	0	0	0	0	1300	0	0	0	1300
Yes, respondent knows	1	0	0	0	0	0	0	0	0	0	0	16	0	0	0	16
someone respondent knows	2	0	0	0	0	0	0	0	0	0	0	12	0	0	0	12
Don't know	3	0	0	0	0	0	0	0	0	0	0	6	0	0	0	6
No answer	8	0	0	0	0	0	0	0	0	0	0	13	0	0	0	13
Not applicable	9	0	0	0	0	0	0	0	0	0	0	5	0	0	0	5
	IAP	13626	354	7542	353	5907	10334	2817	2765	2812	4510	671	2044	1974	2538	58247

1276. How effective do you think reducing travel by train is for people dealing with terrorism?

(Would you say 1, not at all effective, 5, extremely effective, or you may use any number in between?)

[VAR: EFF911G]

<u>RESPONSE</u>	<u>PUNCH</u>	<u>YEAR</u>														
		<u>1972-82</u>	<u>1982B</u>	<u>1983-87</u>	<u>1987B</u>	<u>1988-91</u>	<u>1993-98</u>	<u>2000</u>	<u>2002</u>	<u>2004</u>	<u>2006</u>	<u>2008</u>	<u>2010</u>	<u>2012</u>	<u>2014</u>	<u>ALL</u>
1 Not at all effective	1	0	0	0	0	0	0	0	0	0	0	788	0	0	0	788
2	2	0	0	0	0	0	0	0	0	0	0	146	0	0	0	146
3	3	0	0	0	0	0	0	0	0	0	0	212	0	0	0	212
4	4	0	0	0	0	0	0	0	0	0	0	39	0	0	0	39
5 Extremely Effective	5	0	0	0	0	0	0	0	0	0	0	71	0	0	0	71
Don't know	8	0	0	0	0	0	0	0	0	0	0	91	0	0	0	91
No answer	9	0	0	0	0	0	0	0	0	0	0	5	0	0	0	5
Not applicable	IAP	13626	354	7542	353	5907	10334	2817	2765	2812	4510	671	2044	1974	2538	58247

1277. (Do you know anyone who has done any of the following things because of terrorism since September 11th, 2001?)

Have you, or anyone you know reduced use of public transportation?

FI PROBE: IF RESPONDENT ANSWERS 'YES,' ASK; 'Was this you, someone you know, or both yourself and someone you know?'

[VAR: DONE911H]

<u>RESPONSE</u>	<u>PUNCH</u>	<u>YEAR</u>														
		<u>1972-82</u>	<u>1982B</u>	<u>1983-87</u>	<u>1987B</u>	<u>1988-91</u>	<u>1993-98</u>	<u>2000</u>	<u>2002</u>	<u>2004</u>	<u>2006</u>	<u>2008</u>	<u>2010</u>	<u>2012</u>	<u>2014</u>	<u>ALL</u>
No	0	0	0	0	0	0	0	0	0	0	0	1290	0	0	0	1290
Yes, respondent knows	1	0	0	0	0	0	0	0	0	0	0	10	0	0	0	10
someone respondent knows	2	0	0	0	0	0	0	0	0	0	0	24	0	0	0	24
Don't know	3	0	0	0	0	0	0	0	0	0	0	7	0	0	0	7
No answer	8	0	0	0	0	0	0	0	0	0	0	16	0	0	0	16
Not applicable	9	0	0	0	0	0	0	0	0	0	0	5	0	0	0	5
	IAP	13626	354	7542	353	5907	10334	2817	2765	2812	4510	671	2044	1974	2538	58247

1278. How effective do you think reducing use of public transportation is for people dealing with terrorism?

(Would you say 1, not at all effective, 5, extremely effective, or you may use any number in between?)

[VAR: EFF911H]

<u>RESPONSE</u>	<u>PUNCH</u>	<u>YEAR</u>														
		<u>1972-82</u>	<u>1982B</u>	<u>1983-87</u>	<u>1987B</u>	<u>1988-91</u>	<u>1993-98</u>	<u>2000</u>	<u>2002</u>	<u>2004</u>	<u>2006</u>	<u>2008</u>	<u>2010</u>	<u>2012</u>	<u>2014</u>	<u>ALL</u>
1 Not at all effective	1	0	0	0	0	0	0	0	0	0	0	823	0	0	0	823
2	2	0	0	0	0	0	0	0	0	0	0	138	0	0	0	138
3	3	0	0	0	0	0	0	0	0	0	0	193	0	0	0	193
4	4	0	0	0	0	0	0	0	0	0	0	44	0	0	0	44
5 Extremely Effective	5	0	0	0	0	0	0	0	0	0	0	64	0	0	0	64
Don't know	8	0	0	0	0	0	0	0	0	0	0	83	0	0	0	83
No answer	9	0	0	0	0	0	0	0	0	0	0	7	0	0	0	7
Not applicable	IAP	13626	354	7542	353	5907	10334	2817	2765	2812	4510	671	2044	1974	2538	58247

1279. (Do you know anyone who has done any of the following things because of terrorism since September 11th, 2001?)

Have you, or anyone you know changed mail handling procedures?

FI PROBE: IF RESPONDENT ANSWERS 'YES,' ASK; 'Was this you, someone you know, or both yourself and someone you know?'

[VAR: DONE911I]

<u>RESPONSE</u>	<u>PUNCH</u>	<u>YEAR</u>														
		<u>1972-82</u>	<u>1982B</u>	<u>1983-87</u>	<u>1987B</u>	<u>1988-91</u>	<u>1993-98</u>	<u>2000</u>	<u>2002</u>	<u>2004</u>	<u>2006</u>	<u>2008</u>	<u>2010</u>	<u>2012</u>	<u>2014</u>	<u>ALL</u>
No	0	0	0	0	0	0	0	0	0	0	0	1242	0	0	0	1242
Yes, respondent knows	1	0	0	0	0	0	0	0	0	0	0	38	0	0	0	38
someone respondent knows	2	0	0	0	0	0	0	0	0	0	0	37	0	0	0	37
Don't know	3	0	0	0	0	0	0	0	0	0	0	17	0	0	0	17
No answer	8	0	0	0	0	0	0	0	0	0	0	13	0	0	0	13
Not applicable	9	0	0	0	0	0	0	0	0	0	0	5	0	0	0	5
	IAP	13626	354	7542	353	5907	10334	2817	2765	2812	4510	671	2044	1974	2538	58247

1280. How effective do you think changing mail handling procedures is for people dealing with terrorism?

(Would you say 1, not at all effective, 5, extremely effective, or you may use any number in between?)

[VAR: EFF911I]

<u>RESPONSE</u>	<u>PUNCH</u>	<u>YEAR</u>														
		<u>1972-82</u>	<u>1982B</u>	<u>1983-87</u>	<u>1987B</u>	<u>1988-91</u>	<u>1993-98</u>	<u>2000</u>	<u>2002</u>	<u>2004</u>	<u>2006</u>	<u>2008</u>	<u>2010</u>	<u>2012</u>	<u>2014</u>	<u>ALL</u>
1 Not at all effective	1	0	0	0	0	0	0	0	0	0	0	634	0	0	0	634
2	2	0	0	0	0	0	0	0	0	0	0	140	0	0	0	140
3	3	0	0	0	0	0	0	0	0	0	0	263	0	0	0	263
4	4	0	0	0	0	0	0	0	0	0	0	88	0	0	0	88
5 Extremely Effective	5	0	0	0	0	0	0	0	0	0	0	131	0	0	0	131
Don't know	8	0	0	0	0	0	0	0	0	0	0	90	0	0	0	90
No answer	9	0	0	0	0	0	0	0	0	0	0	6	0	0	0	6
Not applicable	IAP	13626	354	7542	353	5907	10334	2817	2765	2812	4510	671	2044	1974	2538	58247

1281. (Do you know anyone who has done any of the following things because of terrorism since September 11th, 2001?)

Have you, or anyone you know become more vigilant or aware of what is going on around them?

FI PROBE: IF RESPONDENT ANSWERS 'YES,' ASK; 'Was this you, someone you know, or both yourself and someone you know?'

[VAR: DONE911J]

RESPONSE	PUNCH	YEAR														
		1972-82	1982B	1983-87	1987B	1988-91	1993-98	2000	2002	2004	2006	2008	2010	2012	2014	ALL
No	0	0	0	0	0	0	0	0	0	0	0	496	0	0	0	496
Yes, respondent knows	1	0	0	0	0	0	0	0	0	0	0	358	0	0	0	358
someone respondent knows	2	0	0	0	0	0	0	0	0	0	0	65	0	0	0	65
Don't know	3	0	0	0	0	0	0	0	0	0	0	404	0	0	0	404
No answer	8	0	0	0	0	0	0	0	0	0	0	23	0	0	0	23
Not applicable	9	0	0	0	0	0	0	0	0	0	0	6	0	0	0	6
	IAP	13626	354	7542	353	5907	10334	2817	2765	2812	4510	671	2044	1974	2538	58247

1282. How effective do you think becoming more vigilant or aware of what is going on around them is for people dealing with terrorism?

(Would you say 1, not at all effective, 5, extremely effective, or you may use any number in between?)

[VAR: EFF911J]

RESPONSE	PUNCH	YEAR														
		1972-82	1982B	1983-87	1987B	1988-91	1993-98	2000	2002	2004	2006	2008	2010	2012	2014	ALL
1 Not at all effective	1	0	0	0	0	0	0	0	0	0	0	180	0	0	0	180
2	2	0	0	0	0	0	0	0	0	0	0	87	0	0	0	87
3	3	0	0	0	0	0	0	0	0	0	0	320	0	0	0	320
4	4	0	0	0	0	0	0	0	0	0	0	262	0	0	0	262
5 Extremely Effective	5	0	0	0	0	0	0	0	0	0	0	442	0	0	0	442
Don't know	8	0	0	0	0	0	0	0	0	0	0	53	0	0	0	53
No answer	9	0	0	0	0	0	0	0	0	0	0	8	0	0	0	8
Not applicable	IAP	13626	354	7542	353	5907	10334	2817	2765	2812	4510	671	2044	1974	2538	58247

1283. (Do you know anyone who has done any of the following things because of terrorism since September 11th, 2001?)

Have you, or anyone you know avoided travel to certain cities?

FI PROBE: IF RESPONDENT ANSWERS 'YES,' ASK; 'Was this you, someone you know, or both yourself and someone you know?'

[VAR: DONE911K]

<u>RESPONSE</u>	<u>PUNCH</u>	<u>YEAR</u>														
		<u>1972-82</u>	<u>1982B</u>	<u>1983-87</u>	<u>1987B</u>	<u>1988-91</u>	<u>1993-98</u>	<u>2000</u>	<u>2002</u>	<u>2004</u>	<u>2006</u>	<u>2008</u>	<u>2010</u>	<u>2012</u>	<u>2014</u>	<u>ALL</u>
No	0	0	0	0	0	0	0	0	0	0	0	1212	0	0	0	1212
Yes, respondent knows	1	0	0	0	0	0	0	0	0	0	0	47	0	0	0	47
someone respondent knows	2	0	0	0	0	0	0	0	0	0	0	40	0	0	0	40
Don't know	3	0	0	0	0	0	0	0	0	0	0	34	0	0	0	34
No answer	8	0	0	0	0	0	0	0	0	0	0	12	0	0	0	12
Not applicable	9	0	0	0	0	0	0	0	0	0	0	7	0	0	0	7
	IAP	13626	354	7542	353	5907	10334	2817	2765	2812	4510	671	2044	1974	2538	58247

1284. How effective do you think avoiding travel to certain cities is for people dealing with terrorism?

(Would you say 1, not at all effective, 5, extremely effective, or you may use any number in between?)

[VAR: EFF911K]

<u>RESPONSE</u>	<u>PUNCH</u>	<u>YEAR</u>														
		<u>1972-82</u>	<u>1982B</u>	<u>1983-87</u>	<u>1987B</u>	<u>1988-91</u>	<u>1993-98</u>	<u>2000</u>	<u>2002</u>	<u>2004</u>	<u>2006</u>	<u>2008</u>	<u>2010</u>	<u>2012</u>	<u>2014</u>	<u>ALL</u>
1 Not at all effective	1	0	0	0	0	0	0	0	0	0	0	621	0	0	0	621
2	2	0	0	0	0	0	0	0	0	0	0	153	0	0	0	153
3	3	0	0	0	0	0	0	0	0	0	0	268	0	0	0	268
4	4	0	0	0	0	0	0	0	0	0	0	94	0	0	0	94
5 Extremely Effective	5	0	0	0	0	0	0	0	0	0	0	130	0	0	0	130
Don't know	8	0	0	0	0	0	0	0	0	0	0	78	0	0	0	78
No answer	9	0	0	0	0	0	0	0	0	0	0	8	0	0	0	8
Not applicable	IAP	13626	354	7542	353	5907	10334	2817	2765	2812	4510	671	2044	1974	2538	58247

1285. (Do you know anyone who has done any of the following things because of terrorism since September 11th, 2001?)

Have you, or anyone you know avoided tall buildings?

FI PROBE: IF RESPONDENT ANSWERS 'YES,' ASK; 'Was this you, someone you know, or both yourself and someone you know?'

[VAR: DONE911L]

<u>RESPONSE</u>	<u>PUNCH</u>	<u>YEAR</u>														
		<u>1972-82</u>	<u>1982B</u>	<u>1983-87</u>	<u>1987B</u>	<u>1988-91</u>	<u>1993-98</u>	<u>2000</u>	<u>2002</u>	<u>2004</u>	<u>2006</u>	<u>2008</u>	<u>2010</u>	<u>2012</u>	<u>2014</u>	<u>ALL</u>
No	0	0	0	0	0	0	0	0	0	0	0	1253	0	0	0	1253
Yes, respondent knows	1	0	0	0	0	0	0	0	0	0	0	39	0	0	0	39
someone respondent knows	2	0	0	0	0	0	0	0	0	0	0	23	0	0	0	23
Don't know	3	0	0	0	0	0	0	0	0	0	0	16	0	0	0	16
No answer	8	0	0	0	0	0	0	0	0	0	0	15	0	0	0	15
Not applicable	9	0	0	0	0	0	0	0	0	0	0	6	0	0	0	6
	IAP	13626	354	7542	353	5907	10334	2817	2765	2812	4510	671	2044	1974	2538	58247

1286. How effective do you think avoiding tall buildings is for people dealing with terrorism?

(Would you say 1, not at all effective, 5, extremely effective, or you may use any number in between?)

[VAR: EFF911L]

<u>RESPONSE</u>	<u>PUNCH</u>	<u>YEAR</u>														
		<u>1972-82</u>	<u>1982B</u>	<u>1983-87</u>	<u>1987B</u>	<u>1988-91</u>	<u>1993-98</u>	<u>2000</u>	<u>2002</u>	<u>2004</u>	<u>2006</u>	<u>2008</u>	<u>2010</u>	<u>2012</u>	<u>2014</u>	<u>ALL</u>
1 Not at all effective	1	0	0	0	0	0	0	0	0	0	0	806	0	0	0	806
2	2	0	0	0	0	0	0	0	0	0	0	156	0	0	0	156
3	3	0	0	0	0	0	0	0	0	0	0	186	0	0	0	186
4	4	0	0	0	0	0	0	0	0	0	0	43	0	0	0	43
5 Extremely Effective	5	0	0	0	0	0	0	0	0	0	0	87	0	0	0	87
Don't know	8	0	0	0	0	0	0	0	0	0	0	66	0	0	0	66
No answer	9	0	0	0	0	0	0	0	0	0	0	8	0	0	0	8
Not applicable	IAP	13626	354	7542	353	5907	10334	2817	2765	2812	4510	671	2044	1974	2538	58247

1287. (Do you know anyone who has done any of the following things because of terrorism since September 11th, 2001?)

Have you, or anyone you know avoided national landmarks?

FI PROBE: IF RESPONDENT ANSWERS 'YES,' ASK; 'Was this you, someone you know, or both yourself and someone you know?'

[VAR: DONE911M]

RESPONSE	PUNCH	YEAR														
		1972-82	1982B	1983-87	1987B	1988-91	1993-98	2000	2002	2004	2006	2008	2010	2012	2014	ALL
No	0	0	0	0	0	0	0	0	0	0	0	1301	0	0	0	1301
Yes, respondent knows	1	0	0	0	0	0	0	0	0	0	0	10	0	0	0	10
someone respondent knows	2	0	0	0	0	0	0	0	0	0	0	10	0	0	0	10
Don't know	3	0	0	0	0	0	0	0	0	0	0	11	0	0	0	11
No answer	8	0	0	0	0	0	0	0	0	0	0	13	0	0	0	13
Not applicable	9	0	0	0	0	0	0	0	0	0	0	7	0	0	0	7
	IAP	13626	354	7542	353	5907	10334	2817	2765	2812	4510	671	2044	1974	2538	58247

1288. How effective do you think avoiding national landmarks is for people dealing with terrorism?

(Would you say 1, not at all effective, 5, extremely effective, or you may use any number in between?)

[VAR: EFF911M]

RESPONSE	PUNCH	YEAR														
		1972-82	1982B	1983-87	1987B	1988-91	1993-98	2000	2002	2004	2006	2008	2010	2012	2014	ALL
1 Not at all effective	1	0	0	0	0	0	0	0	0	0	0	797	0	0	0	797
2	2	0	0	0	0	0	0	0	0	0	0	152	0	0	0	152
3	3	0	0	0	0	0	0	0	0	0	0	203	0	0	0	203
4	4	0	0	0	0	0	0	0	0	0	0	38	0	0	0	38
5 Extremely Effective	5	0	0	0	0	0	0	0	0	0	0	70	0	0	0	70
Don't know	8	0	0	0	0	0	0	0	0	0	0	84	0	0	0	84
No answer	9	0	0	0	0	0	0	0	0	0	0	8	0	0	0	8
Not applicable	IAP	13626	354	7542	353	5907	10334	2817	2765	2812	4510	671	2044	1974	2538	58247

1289. (Do you know anyone who has done any of the following things because of terrorism since September 11th, 2001?)

Have you, or anyone you know done anything else to deal with terrorism?

FI PROBE: IF RESPONDENT ANSWERS 'YES,' ASK; 'Was this you, someone you know, or both yourself and someone you know?'

[VAR: DONE911N]

RESPONSE	PUNCH	YEAR														
		1972-82	1982B	1983-87	1987B	1988-91	1993-98	2000	2002	2004	2006	2008	2010	2012	2014	ALL
No --> GO TO NEXT SEC	0	0	0	0	0	0	0	0	0	0	0	1262	0	0	0	1262
Yes, respondent knows	1	0	0	0	0	0	0	0	0	0	0	18	0	0	0	18
someone respondent knows	2	0	0	0	0	0	0	0	0	0	0	30	0	0	0	30
Don't know	3	0	0	0	0	0	0	0	0	0	0	20	0	0	0	20
No answer	8	0	0	0	0	0	0	0	0	0	0	15	0	0	0	15
Not applicable	9	0	0	0	0	0	0	0	0	0	0	7	0	0	0	7
	IAP	13626	354	7542	353	5907	10334	2817	2765	2812	4510	671	2044	1974	2538	58247

1290. How effective do you think (R'S ANSWER TO EFF911SP) is for people dealing with terrorism?

(Would you say 1, not at all effective, 5, extremely effective, or you may use any number in between?)

[VAR: EFF911N]

RESPONSE	PUNCH	YEAR														
		1972-82	1982B	1983-87	1987B	1988-91	1993-98	2000	2002	2004	2006	2008	2010	2012	2014	ALL
1 Not at all effective	1	0	0	0	0	0	0	0	0	0	0	4	0	0	0	4
2	2	0	0	0	0	0	0	0	0	0	0	4	0	0	0	4
3	3	0	0	0	0	0	0	0	0	0	0	13	0	0	0	13
4	4	0	0	0	0	0	0	0	0	0	0	14	0	0	0	14
5 Extremely Effective	5	0	0	0	0	0	0	0	0	0	0	28	0	0	0	28
Don't know	8	0	0	0	0	0	0	0	0	0	0	3	0	0	0	3
No answer	9	0	0	0	0	0	0	0	0	0	0	9	0	0	0	9
Not applicable	IAP	13626	354	7542	353	5907	10334	2817	2765	2812	4510	1948	2044	1974	2538	59524

1291. Please specify what it is you or someone you know has done.

[VAR: DONEELSE]

<u>RESPONSE</u>	<u>PUNCH</u>	<u>YEAR</u>														
		<u>1972-82</u>	<u>1982B</u>	<u>1983-87</u>	<u>1987B</u>	<u>1988-91</u>	<u>1993-98</u>	<u>2000</u>	<u>2002</u>	<u>2004</u>	<u>2006</u>	<u>2008</u>	<u>2010</u>	<u>2012</u>	<u>2014</u>	<u>ALL</u>
SPECIFY:																
Research and collect more	1	0	0	0	0	0	0	0	0	0	0	10	0	0	0	10
Join military	2	0	0	0	0	0	0	0	0	0	0	5	0	0	0	5
Avoid possible targets of terror	3	0	0	0	0	0	0	0	0	0	0	1	0	0	0	1
Buy new insurance policy	4	0	0	0	0	0	0	0	0	0	0	1	0	0	0	1
Psycho therapy	5	0	0	0	0	0	0	0	0	0	0	1	0	0	0	1
Pray	6	0	0	0	0	0	0	0	0	0	0	2	0	0	0	2
More vigilant to surrounding	7	0	0	0	0	0	0	0	0	0	0	3	0	0	0	3
Join secret service	8	0	0	0	0	0	0	0	0	0	0	2	0	0	0	2
Buy weapons	9	0	0	0	0	0	0	0	0	0	0	9	0	0	0	9
Vigilance and new assignments	10	0	0	0	0	0	0	0	0	0	0	8	0	0	0	8
Terror-related training at work	11	0	0	0	0	0	0	0	0	0	0	3	0	0	0	3
Terror-related training in	12	0	0	0	0	0	0	0	0	0	0	7	0	0	0	7
Build safe place	13	0	0	0	0	0	0	0	0	0	0	2	0	0	0	2
Deal with government	14	0	0	0	0	0	0	0	0	0	0	7	0	0	0	7
Talk about it with other people	15	0	0	0	0	0	0	0	0	0	0	3	0	0	0	3
Don't know	98	0	0	0	0	0	0	0	0	0	0	0	0	0	0	0
No answer	99	0	0	0	0	0	0	0	0	0	0	3	0	0	0	3
Not applicable	IAP	13626	354	7542	353	5907	10334	2817	2765	2812	4510	1956	2044	1974	2538	59532

**2008 Topical Module: Global Economics
(WORK3YRS to NATDEG)**

1292. How many full time jobs have you have had in past three years, that is since 2005 (counting the current job)?

SELF-EMPLOYMENT AND CONTACT WORK COUNT AS A 'JOB'

[VAR: WORK3YRS]

RESPONSE	PUNCH	YEAR														
		<u>1972-82</u>	<u>1982B</u>	<u>1983-87</u>	<u>1987B</u>	<u>1988-91</u>	<u>1993-98</u>	<u>2000</u>	<u>2002</u>	<u>2004</u>	<u>2006</u>	<u>2008</u>	<u>2010</u>	<u>2012</u>	<u>2014</u>	<u>ALL</u>
ONE	1	0	0	0	0	0	0	0	0	0	0	791	0	0	0	791
NUMBER GREATER THAN 1: (How many? ____)	2	0	0	0	0	0	0	0	0	0	0	293	0	0	0	293
NONE	3	0	0	0	0	0	0	0	0	0	0	275	0	0	0	275
Don't know	8	0	0	0	0	0	0	0	0	0	0	2	0	0	0	2
No answer	9	0	0	0	0	0	0	0	0	0	0	59	0	0	0	59
Not applicable	IAP	13626	354	7542	353	5907	10334	2817	2765	2812	4510	603	2044	1974	2538	58179

**IF WRKSTAT DOES NOT EQUAL 1 (Working Full-time) AND ANSWER TO G1 IS CODE 1 OR CODE 2 THEN
SKIP TO G18**

Now I would like to ask you some questions about your current employer.

1293. How many years have you worked for your current employer?

[VAR: CUREMPYR]

<u>RESPONSE</u> YEARS: ____	<u>PUNCH</u>	<u>YEAR</u>														
		<u>1972-82</u>	<u>1982B</u>	<u>1983-87</u>	<u>1987B</u>	<u>1988-91</u>	<u>1993-98</u>	<u>2000</u>	<u>2002</u>	<u>2004</u>	<u>2006</u>	<u>2008</u>	<u>2010</u>	<u>2012</u>	<u>2014</u>	<u>ALL</u>
0		0	0	0	0	0	0	0	0	0	0	0	0	0	0	0
1		0	0	0	0	0	0	0	0	0	0	175	0	0	0	175
2		0	0	0	0	0	0	0	0	0	0	73	0	0	0	73
3		0	0	0	0	0	0	0	0	0	0	77	0	0	0	77
4		0	0	0	0	0	0	0	0	0	0	41	0	0	0	41
5		0	0	0	0	0	0	0	0	0	0	65	0	0	0	65
6		0	0	0	0	0	0	0	0	0	0	31	0	0	0	31
7		0	0	0	0	0	0	0	0	0	0	38	0	0	0	38
8		0	0	0	0	0	0	0	0	0	0	39	0	0	0	39
9		0	0	0	0	0	0	0	0	0	0	23	0	0	0	23
10		0	0	0	0	0	0	0	0	0	0	39	0	0	0	39
11		0	0	0	0	0	0	0	0	0	0	21	0	0	0	21
12		0	0	0	0	0	0	0	0	0	0	18	0	0	0	18
13		0	0	0	0	0	0	0	0	0	0	20	0	0	0	20
14		0	0	0	0	0	0	0	0	0	0	12	0	0	0	12
15		0	0	0	0	0	0	0	0	0	0	21	0	0	0	21
16		0	0	0	0	0	0	0	0	0	0	12	0	0	0	12
17		0	0	0	0	0	0	0	0	0	0	9	0	0	0	9
18		0	0	0	0	0	0	0	0	0	0	15	0	0	0	15
19		0	0	0	0	0	0	0	0	0	0	3	0	0	0	3
20		0	0	0	0	0	0	0	0	0	0	20	0	0	0	20
21		0	0	0	0	0	0	0	0	0	0	5	0	0	0	5
22		0	0	0	0	0	0	0	0	0	0	6	0	0	0	6
23		0	0	0	0	0	0	0	0	0	0	3	0	0	0	3
24		0	0	0	0	0	0	0	0	0	0	5	0	0	0	5
25		0	0	0	0	0	0	0	0	0	0	15	0	0	0	15
26		0	0	0	0	0	0	0	0	0	0	4	0	0	0	4
27		0	0	0	0	0	0	0	0	0	0	6	0	0	0	6
28		0	0	0	0	0	0	0	0	0	0	3	0	0	0	3
29		0	0	0	0	0	0	0	0	0	0	4	0	0	0	4
30		0	0	0	0	0	0	0	0	0	0	6	0	0	0	6
31		0	0	0	0	0	0	0	0	0	0	5	0	0	0	5

[VAR: CUREMPYR] (CONTINUED)

<u>RESPONSE</u>	<u>PUNCH</u>	<u>YEAR</u>														
		<u>1972-82</u>	<u>1982B</u>	<u>1983-87</u>	<u>1987B</u>	<u>1988-91</u>	<u>1993-98</u>	<u>2000</u>	<u>2002</u>	<u>2004</u>	<u>2006</u>	<u>2008</u>	<u>2010</u>	<u>2012</u>	<u>2014</u>	<u>ALL</u>
32		0	0	0	0	0	0	0	0	0	0	2	0	0	0	2
33		0	0	0	0	0	0	0	0	0	0	7	0	0	0	7
34		0	0	0	0	0	0	0	0	0	0	8	0	0	0	8
35		0	0	0	0	0	0	0	0	0	0	2	0	0	0	2
36		0	0	0	0	0	0	0	0	0	0	2	0	0	0	2
37		0	0	0	0	0	0	0	0	0	0	2	0	0	0	2
38		0	0	0	0	0	0	0	0	0	0	1	0	0	0	1
39		0	0	0	0	0	0	0	0	0	0	0	0	0	0	0
40		0	0	0	0	0	0	0	0	0	0	1	0	0	0	1
41		0	0	0	0	0	0	0	0	0	0	0	0	0	0	0
42		0	0	0	0	0	0	0	0	0	0	0	0	0	0	0
43		0	0	0	0	0	0	0	0	0	0	0	0	0	0	0
44		0	0	0	0	0	0	0	0	0	0	0	0	0	0	0
45		0	0	0	0	0	0	0	0	0	0	1	0	0	0	1
Don't know	98	0	0	0	0	0	0	0	0	0	0	4	0	0	0	4
NA	99	0	0	0	0	0	0	0	0	0	0	14	0	0	0	14
Not applicable	IAP	13626	354	7542	353	5907	10334	2817	2765	2812	4510	1165	2044	1974	2538	58741

1294. Thinking about your current employer, how much has your pay changed on your current job since you began?
Would you say...

[VAR: PAYCHNGE]

<u>RESPONSE</u>	<u>PUNCH</u>	<u>YEAR</u>														
		<u>1972-82</u>	<u>1982B</u>	<u>1983-87</u>	<u>1987B</u>	<u>1988-91</u>	<u>1993-98</u>	<u>2000</u>	<u>2002</u>	<u>2004</u>	<u>2006</u>	<u>2008</u>	<u>2010</u>	<u>2012</u>	<u>2014</u>	<u>ALL</u>
My pay has gone up more than the cost of living	1	0	0	0	0	0	0	0	0	0	0	199	0	0	0	199
My pay has stayed about the same as the cost of living, or	2	0	0	0	0	0	0	0	0	0	0	291	0	0	0	291
My pay has not kept up with the cost of living?	3	0	0	0	0	0	0	0	0	0	0	348	0	0	0	348
Don't know	8	0	0	0	0	0	0	0	0	0	0	10	0	0	0	10
No answer	9	0	0	0	0	0	0	0	0	0	0	10	0	0	0	10
Not applicable	IAP	13626	354	7542	353	5907	10334	2817	2765	2812	4510	1165	2044	1974	2538	58741

1295. When you went to work for your current employer, was your starting pay higher, lower or about the same as what you were earning in your previous (full time) job?

[VAR: PASTPAY]

<u>RESPONSE</u>	<u>PUNCH</u>	<u>YEAR</u>														
		<u>1972-82</u>	<u>1982B</u>	<u>1983-87</u>	<u>1987B</u>	<u>1988-91</u>	<u>1993-98</u>	<u>2000</u>	<u>2002</u>	<u>2004</u>	<u>2006</u>	<u>2008</u>	<u>2010</u>	<u>2012</u>	<u>2014</u>	<u>ALL</u>
Higher	1	0	0	0	0	0	0	0	0	0	0	372	0	0	0	372
Lower	2	0	0	0	0	0	0	0	0	0	0	185	0	0	0	185
About the same	3	0	0	0	0	0	0	0	0	0	0	258	0	0	0	258
CURRENT EMPLOYER IS FIRST JOB	4	0	0	0	0	0	0	0	0	0	0	23	0	0	0	23
Don't know	8	0	0	0	0	0	0	0	0	0	0	8	0	0	0	8
No answer	9	0	0	0	0	0	0	0	0	0	0	12	0	0	0	12
Not applicable	IAP	13626	354	7542	353	5907	10334	2817	2765	2812	4510	1165	2044	1974	2538	58741

1296. Why did you leave your last (full-time) job? Did you leave voluntarily, was the job abolished, or were you permanently laid off?

[VAR: WHYLEAVE]

<u>RESPONSE</u>	<u>PUNCH</u>	<u>YEAR</u>														
		<u>1972-82</u>	<u>1982B</u>	<u>1983-87</u>	<u>1987B</u>	<u>1988-91</u>	<u>1993-98</u>	<u>2000</u>	<u>2002</u>	<u>2004</u>	<u>2006</u>	<u>2008</u>	<u>2010</u>	<u>2012</u>	<u>2014</u>	<u>ALL</u>
Left Voluntarily [GO TO WHYLOSE1]	1	0	0	0	0	0	0	0	0	0	0	154	0	0	0	154
Job was abolished	2	0	0	0	0	0	0	0	0	0	0	20	0	0	0	20
Permanently laid off	3	0	0	0	0	0	0	0	0	0	0	38	0	0	0	38
Don't know [GO TO WHYLOSE1]	8	0	0	0	0	0	0	0	0	0	0	4	0	0	0	4
REFUSED [GO TO WHYLOSE1]	9	0	0	0	0	0	0	0	0	0	0	3	0	0	0	3
Not applicable	IAP	13626	354	7542	353	5907	10334	2817	2765	2812	4510	1804	2044	1974	2538	59380

REMARKS: This question was asked if R had more than one job.

1297. Why was the job abolished?
Why were you permanently laid off?

CODE ALL THAT APPLY

FI INFO: MAY HAVE MULTIPLE RESPONSES, PROBE.

[VAR: WHYJBCT1]

<u>RESPONSE</u>	<u>PUNCH</u>	<u>YEAR</u>														
		<u>1972-82</u>	<u>1982B</u>	<u>1983-87</u>	<u>1987B</u>	<u>1988-91</u>	<u>1993-98</u>	<u>2000</u>	<u>2002</u>	<u>2004</u>	<u>2006</u>	<u>2008</u>	<u>2010</u>	<u>2012</u>	<u>2014</u>	<u>ALL</u>
Company's sales were declining	1	0	0	0	0	0	0	0	0	0	0	21	0	0	0	21
Machines and computers made my job obsolete	2	0	0	0	0	0	0	0	0	0	0	1	0	0	0	1
Job requirements changed and I was not able to do my job	3	0	0	0	0	0	0	0	0	0	0	3	0	0	0	3
Job moved to another location in the United States	4	0	0	0	0	0	0	0	0	0	0	1	0	0	0	1
Job moved to another country	5	0	0	0	0	0	0	0	0	0	0	1	0	0	0	1
Other (Specify)	6	0	0	0	0	0	0	0	0	0	0	31	0	0	0	31
Company Sold	7	0	0	0	0	0	0	0	0	0	0	0	0	0	0	0
Job Done	8	0	0	0	0	0	0	0	0	0	0	0	0	0	0	0
Company in Financial Problem	9	0	0	0	0	0	0	0	0	0	0	0	0	0	0	0
Not applicable	IAP	13626	354	7542	353	5907	10334	2817	2765	2812	4510	1965	2044	1974	2538	59541

REMARKS: First question of WHYJBCT1 was asked if response to WHYLEAVE was 2, second question asked if response to WHYLEAVE was 3. Second question asked if response to WHYLEAVE was 3.

1298. Why was the job abolished?
Why were you permanently laid off?

CODE ALL THAT APPLY

FI INFO: MAY HAVE MULTIPLE RESPONSES, PROBE.

[VAR: WHYJBCT2]

<u>RESPONSE</u>	<u>PUNCH</u>	<u>YEAR</u>														
		<u>1972-82</u>	<u>1982B</u>	<u>1983-87</u>	<u>1987B</u>	<u>1988-91</u>	<u>1993-98</u>	<u>2000</u>	<u>2002</u>	<u>2004</u>	<u>2006</u>	<u>2008</u>	<u>2010</u>	<u>2012</u>	<u>2014</u>	<u>ALL</u>
Company's sales were declining Machines and computers made my job obsolete	1	0	0	0	0	0	0	0	0	0	0	5	0	0	0	5
Job requirements changed and i was not able to do the job	2	0	0	0	0	0	0	0	0	0	0	0	0	0	0	0
Job moved to another location in the united states	3	0	0	0	0	0	0	0	0	0	0	1	0	0	0	1
Job moved to another country	4	0	0	0	0	0	0	0	0	0	0	0	0	0	0	0
Other (SPECIFY)	5	0	0	0	0	0	0	0	0	0	0	1	0	0	0	1
Company Sold	6	0	0	0	0	0	0	0	0	0	0	0	0	0	0	0
Job Done	7	0	0	0	0	0	0	0	0	0	0	0	0	0	0	0
Company in Financial Problem	8	0	0	0	0	0	0	0	0	0	0	0	0	0	0	0
Not applicable	9	0	0	0	0	0	0	0	0	0	0	0	0	0	0	0
	IAP	13626	354	7542	353	5907	10334	2817	2765	2812	4510	2016	2044	1974	2538	59592

REMARKS: First question of WHYJBCT1 was asked if response to WHYLEAVE was 2, second question asked if response to WHYLEAVE was 3. CODE ALL THAT APPLY. FI INFO: MAY HAVE MULTIPLE RESPONSES, PROBE.

1299. Thinking now about the next 12 months, how likely do you think it is that you will lose your job or be laid off for reasons other than for your performance? Would you say...

[VAR: LOSEJB12]

RESPONSE	PUNCH	YEAR														
		<u>1972-82</u>	<u>1982B</u>	<u>1983-87</u>	<u>1987B</u>	<u>1988-91</u>	<u>1993-98</u>	<u>2000</u>	<u>2002</u>	<u>2004</u>	<u>2006</u>	<u>2008</u>	<u>2010</u>	<u>2012</u>	<u>2014</u>	<u>ALL</u>
Very likely	1	0	0	0	0	0	0	0	0	0	0	28	0	0	0	28
Fairly likely	2	0	0	0	0	0	0	0	0	0	0	47	0	0	0	47
Not too likely, or [GO TO MORETRDE]	3	0	0	0	0	0	0	0	0	0	0	264	0	0	0	264
Not at all likely? [GO TO MORETRDE]	4	0	0	0	0	0	0	0	0	0	0	495	0	0	0	495
DON'T KNOW [GO TO MORETRDE]	8	0	0	0	0	0	0	0	0	0	0	12	0	0	0	12
MORETRDE]	9	0	0	0	0	0	0	0	0	0	0	12	0	0	0	12
Not applicable	IAP	13626	354	7542	353	5907	10334	2817	2765	2812	4510	1165	2044	1974	2538	58741

1300. A. Why do you think it is likely?

[VAR: WHYLOSE1]

RESPONSE	PUNCH	YEAR														
		<u>1972-82</u>	<u>1982B</u>	<u>1983-87</u>	<u>1987B</u>	<u>1988-91</u>	<u>1993-98</u>	<u>2000</u>	<u>2002</u>	<u>2004</u>	<u>2006</u>	<u>2008</u>	<u>2010</u>	<u>2012</u>	<u>2014</u>	<u>ALL</u>
	1	0	0	0	0	0	0	0	0	0	0	31	0	0	0	31
Company's sales were declining	2	0	0	0	0	0	0	0	0	0	0	0	0	0	0	0
Machines and computers made my job obsolete	3	0	0	0	0	0	0	0	0	0	0	0	0	0	0	0
Job requirements changed and i was not able to do the job	4	0	0	0	0	0	0	0	0	0	0	2	0	0	0	2
Job moved to another location in the united states	5	0	0	0	0	0	0	0	0	0	0	2	0	0	0	2
Job moved to another country	6	0	0	0	0	0	0	0	0	0	0	39	0	0	0	39
OTHER (SPECIFY)	9	0	0	0	0	0	0	0	0	0	0	1	0	0	0	1
Not applicable	IAP	13626	354	7542	353	5907	10334	2817	2765	2812	4510	1948	2044	1974	2538	59524

B. [Reason 2]

[VAR: WHYLOSE2]

<u>RESPONSE</u>	<u>PUNCH</u>	<u>YEAR</u>														
		<u>1972-82</u>	<u>1982B</u>	<u>1983-87</u>	<u>1987B</u>	<u>1988-91</u>	<u>1993-98</u>	<u>2000</u>	<u>2002</u>	<u>2004</u>	<u>2006</u>	<u>2008</u>	<u>2010</u>	<u>2012</u>	<u>2014</u>	<u>ALL</u>
Company's sales were declining	1	0	0	0	0	0	0	0	0	0	0	4	0	0	0	4
Machines and computers made my job obsolete	2	0	0	0	0	0	0	0	0	0	0	0	0	0	0	0
Job requirements changed and i was not able to do the job	3	0	0	0	0	0	0	0	0	0	0	0	0	0	0	0
Job moved to another location in the united states	4	0	0	0	0	0	0	0	0	0	0	0	0	0	0	0
Job moved to another country	5	0	0	0	0	0	0	0	0	0	0	0	0	0	0	0
OTHER (SPECIFY)	6	0	0	0	0	0	0	0	0	0	0	2	0	0	0	2
Company sold	7	0	0	0	0	0	0	0	0	0	0	5	0	0	0	5
job done	8	0	0	0	0	0	0	0	0	0	0	2	0	0	0	2
Company in financial problem	9	0	0	0	0	0	0	0	0	0	0	3	0	0	0	3
End of contract	10	0	0	0	0	0	0	0	0	0	0	3	0	0	0	3
Seasonal work	11	0	0	0	0	0	0	0	0	0	0	1	0	0	0	1
Not applicable	IAP	13626	354	7542	353	5907	10334	2817	2765	2812	4510	2003	2044	1974	2538	59579

C. [Reason 3]

[VAR: WHYLOSE3]

<u>RESPONSE</u>	<u>PUNCH</u>	<u>YEAR</u>														
		<u>1972-82</u>	<u>1982B</u>	<u>1983-87</u>	<u>1987B</u>	<u>1988-91</u>	<u>1993-98</u>	<u>2000</u>	<u>2002</u>	<u>2004</u>	<u>2006</u>	<u>2008</u>	<u>2010</u>	<u>2012</u>	<u>2014</u>	<u>ALL</u>
Company's sales were declining Machines and computers made my job obsolete	1	0	0	0	0	0	0	0	0	0	0	0	0	0	0	0
	2	0	0	0	0	0	0	0	0	0	0	0	0	0	0	0
Job requirements changed and i was not able to do the job	3	0	0	0	0	0	0	0	0	0	0	0	0	0	0	0
Job moved to another location in the united states	4	0	0	0	0	0	0	0	0	0	0	0	0	0	0	0
Job moved to another country	5	0	0	0	0	0	0	0	0	0	0	0	0	0	0	0
OTHER (SPECIFY)	6	0	0	0	0	0	0	0	0	0	0	0	0	0	0	0
Company sold	7	0	0	0	0	0	0	0	0	0	0	1	0	0	0	1
job done	8	0	0	0	0	0	0	0	0	0	0	0	0	0	0	0
Company in financial problem	9	0	0	0	0	0	0	0	0	0	0	0	0	0	0	0
End of contract	10	0	0	0	0	0	0	0	0	0	0	0	0	0	0	0
Seasonal work	11	0	0	0	0	0	0	0	0	0	0	1	0	0	0	1
Not applicable	IAP	13626	354	7542	353	5907	10334	2817	2765	2812	4510	2021	2044	1974	2538	59597

REMARKS: CODE ALL THAT APPLY.**FI INFO:** MAY HAVE MULTIPLE RESPONSES, PROBE

1301. If you were laid off, how easy do you think it would be for you to find a job with another employer with approximately the same or better retirement and health benefits you now have? Would you say...

[VAR: FINDNWJB]

<u>RESPONSE</u>	<u>PUNCH</u>	<u>YEAR</u>														
		<u>1972-82</u>	<u>1982B</u>	<u>1983-87</u>	<u>1987B</u>	<u>1988-91</u>	<u>1993-98</u>	<u>2000</u>	<u>2002</u>	<u>2004</u>	<u>2006</u>	<u>2008</u>	<u>2010</u>	<u>2012</u>	<u>2014</u>	<u>ALL</u>
Very easy	1	0	0	0	0	0	0	0	0	0	0	181	0	0	0	181
Somewhat easy	2	0	0	0	0	0	0	0	0	0	0	280	0	0	0	280
Not at all easy	3	0	0	0	0	0	0	0	0	0	0	370	0	0	0	370
Don't know	8	0	0	0	0	0	0	0	0	0	0	14	0	0	0	14
No answer	9	0	0	0	0	0	0	0	0	0	0	13	0	0	0	13
Not applicable	IAP	13626	354	7542	353	5907	10334	2817	2765	2812	4510	1165	2044	1974	2538	58741

Now let us talk about trade with other countries.

1302. Suppose two friends of yours are talking about trade with other countries. One friend thinks that increased trade has created a lot of jobs in the United States for people with jobs like yours. The other friend thinks that increased trade has taken away a lot of jobs in the United States for people with jobs like yours. Which view is closer to your own?

[VAR: MORETRDE]

<u>RESPONSE</u>	<u>PUNCH</u>	<u>YEAR</u>														
		<u>1972-82</u>	<u>1982B</u>	<u>1983-87</u>	<u>1987B</u>	<u>1988-91</u>	<u>1993-98</u>	<u>2000</u>	<u>2002</u>	<u>2004</u>	<u>2006</u>	<u>2008</u>	<u>2010</u>	<u>2012</u>	<u>2014</u>	<u>ALL</u>
Created more jobs	1	0	0	0	0	0	0	0	0	0	0	136	0	0	0	136
Taken them away [GO TO WKCOMPTR]	3	0	0	0	0	0	0	0	0	0	0	159	0	0	0	159
About the same [GO TO WOCOMPTR]	2	0	0	0	0	0	0	0	0	0	0	276	0	0	0	276
NOT RELEVANT FOR MY JOB [GO TO WOCOMPTR]	4	0	0	0	0	0	0	0	0	0	0	254	0	0	0	254
Don't know [GO TO WOCOMPTR]	8	0	0	0	0	0	0	0	0	0	0	19	0	0	0	19
No answer	9	0	0	0	0	0	0	0	0	0	0	14	0	0	0	14
Not applicable	IAP	13626	354	7542	353	5907	10334	2817	2765	2812	4510	1165	2044	1974	2538	58741

1303. On average, do you think the jobs that have been created in the United States for people with jobs like yours are better than your job (with higher pay and better benefits) or worse?

[VAR: NEWJOBS]

<u>RESPONSE</u>	<u>PUNCH</u>	<u>YEAR</u>														
		<u>1972-82</u>	<u>1982B</u>	<u>1983-87</u>	<u>1987B</u>	<u>1988-91</u>	<u>1993-98</u>	<u>2000</u>	<u>2002</u>	<u>2004</u>	<u>2006</u>	<u>2008</u>	<u>2010</u>	<u>2012</u>	<u>2014</u>	<u>ALL</u>
Better	1	0	0	0	0	0	0	0	0	0	0	44	0	0	0	44
About the same	2	0	0	0	0	0	0	0	0	0	0	56	0	0	0	56
Worse	3	0	0	0	0	0	0	0	0	0	0	31	0	0	0	31
Don't know	8	0	0	0	0	0	0	0	0	0	0	4	0	0	0	4
No answer	9	0	0	0	0	0	0	0	0	0	0	1	0	0	0	1
Not applicable	IAP	13626	354	7542	353	5907	10334	2817	2765	2812	4510	1887	2044	1974	2538	59463

REMARKS: IF LOSTJOBS WAS ASKED, GO TO WOCOMPTR.

1304. On average, do you think the jobs in the United States that have been taken away from people with jobs like yours are better than your job (with higher pay and better benefits) or worse?

[VAR: LOSTJOBS]

<u>RESPONSE</u>	<u>PUNCH</u>	<u>YEAR</u>														
		<u>1972-82</u>	<u>1982B</u>	<u>1983-87</u>	<u>1987B</u>	<u>1988-91</u>	<u>1993-98</u>	<u>2000</u>	<u>2002</u>	<u>2004</u>	<u>2006</u>	<u>2008</u>	<u>2010</u>	<u>2012</u>	<u>2014</u>	<u>ALL</u>
Better	1	0	0	0	0	0	0	0	0	0	0	40	0	0	0	40
Worse	2	0	0	0	0	0	0	0	0	0	0	48	0	0	0	48
About the same	3	0	0	0	0	0	0	0	0	0	0	177	0	0	0	177
Don't know	8	0	0	0	0	0	0	0	0	0	0	11	0	0	0	11
Not applicable	IAP	13626	354	7542	353	5907	10334	2817	2765	2812	4510	1747	2044	1974	2538	59323

Now I'm going to ask you about computer use in your current job.

1305. Do you use a computer or computerized equipment at work?

[VAR: WKCOMPTR]

<u>RESPONSE</u>	<u>PUNCH</u>	<u>YEAR</u>														
		<u>1972-82</u>	<u>1982B</u>	<u>1983-87</u>	<u>1987B</u>	<u>1988-91</u>	<u>1993-98</u>	<u>2000</u>	<u>2002</u>	<u>2004</u>	<u>2006</u>	<u>2008</u>	<u>2010</u>	<u>2012</u>	<u>2014</u>	<u>ALL</u>
Yes	1	0	0	0	0	0	0	0	0	0	0	642	0	0	0	642
No [GO TO MEETF2F2]	2	0	0	0	0	0	0	0	0	0	0	202	0	0	0	202
Don't know [GO TO MEETF2F2]	8	0	0	0	0	0	0	0	0	0	0	1	0	0	0	1
No answer	9	0	0	0	0	0	0	0	0	0	0	13	0	0	0	13
Not applicable	IAP	13626	354	7542	353	5907	10334	2817	2765	2812	4510	1165	2044	1974	2538	58741

1306. Could you do your job without a computer or computerized equipment? Would you say....

[VAR: WOCOMPTR]

<u>RESPONSE</u>	<u>PUNCH</u>	<u>YEAR</u>														
		<u>1972-82</u>	<u>1982B</u>	<u>1983-87</u>	<u>1987B</u>	<u>1988-91</u>	<u>1993-98</u>	<u>2000</u>	<u>2002</u>	<u>2004</u>	<u>2006</u>	<u>2008</u>	<u>2010</u>	<u>2012</u>	<u>2014</u>	<u>ALL</u>
Already do most of my job without a computer or computerized equipment	1	0	0	0	0	0	0	0	0	0	0	289	0	0	0	289
Could do my job without a computer or computerized equipment but it would be much harder	2	0	0	0	0	0	0	0	0	0	0	248	0	0	0	248
Couldn't do my job without a computer or computerized equipment	3	0	0	0	0	0	0	0	0	0	0	52	0	0	0	52
Doing my job without a computer or computerized equipment would be about the same as now	4	0	0	0	0	0	0	0	0	0	0	53	0	0	0	53
Don't know	8	0	0	0	0	0	0	0	0	0	0	0	0	0	0	0
No answer	9	0	0	0	0	0	0	0	0	0	0	0	0	0	0	0
Not applicable	IAP	13626	354	7542	353	5907	10334	2817	2765	2812	4510	1381	2044	1974	2538	58957

1307. Have you heard of persons in your firm having their jobs replaced by computers, computerized equipment or other forms of automation in the past three years?

[VAR: AUTONOJB]

<u>RESPONSE</u>	<u>PUNCH</u>	<u>YEAR</u>														
		<u>1972-82</u>	<u>1982B</u>	<u>1983-87</u>	<u>1987B</u>	<u>1988-91</u>	<u>1993-98</u>	<u>2000</u>	<u>2002</u>	<u>2004</u>	<u>2006</u>	<u>2008</u>	<u>2010</u>	<u>2012</u>	<u>2014</u>	<u>ALL</u>
Yes	1	0	0	0	0	0	0	0	0	0	0	101	0	0	0	101
No	2	0	0	0	0	0	0	0	0	0	0	541	0	0	0	541
Not applicable	IAP	13626	354	7542	353	5907	10334	2817	2765	2812	4510	1381	2044	1974	2538	58957

1308. How often do you meet face to face with customers, clients, patients, or others to whom you provide products or services? Would you say....

[VAR: MEETF2F1]

<u>RESPONSE</u>	<u>PUNCH</u>	<u>YEAR</u>														
		<u>1972-82</u>	<u>1982B</u>	<u>1983-87</u>	<u>1987B</u>	<u>1988-91</u>	<u>1993-98</u>	<u>2000</u>	<u>2002</u>	<u>2004</u>	<u>2006</u>	<u>2008</u>	<u>2010</u>	<u>2012</u>	<u>2014</u>	<u>ALL</u>
Never	1	0	0	0	0	0	0	0	0	0	0	139	0	0	0	139
Once per year or less, or	2	0	0	0	0	0	0	0	0	0	0	28	0	0	0	28
Several times per year	3	0	0	0	0	0	0	0	0	0	0	44	0	0	0	44
Several times per month	4	0	0	0	0	0	0	0	0	0	0	69	0	0	0	69
Several times per week	5	0	0	0	0	0	0	0	0	0	0	75	0	0	0	75
Daily	6	0	0	0	0	0	0	0	0	0	0	485	0	0	0	485
Don't know	8	0	0	0	0	0	0	0	0	0	0	5	0	0	0	5
No answer	9	0	0	0	0	0	0	0	0	0	0	13	0	0	0	13
Not applicable	IAP	13626	354	7542	353	5907	10334	2817	2765	2812	4510	1165	2044	1974	2538	58741

1309. How often do you meet face-to-face with co-workers to work on projects, for example solving special problems or improving products or services? Is it....

[VAR: MEETF2F2]

<u>RESPONSE</u>	<u>PUNCH</u>	<u>YEAR</u>														
		<u>1972-82</u>	<u>1982B</u>	<u>1983-87</u>	<u>1987B</u>	<u>1988-91</u>	<u>1993-98</u>	<u>2000</u>	<u>2002</u>	<u>2004</u>	<u>2006</u>	<u>2008</u>	<u>2010</u>	<u>2012</u>	<u>2014</u>	<u>ALL</u>
Never	1	0	0	0	0	0	0	0	0	0	0	84	0	0	0	84
Once per year or less, or	2	0	0	0	0	0	0	0	0	0	0	9	0	0	0	9
Several times per year	3	0	0	0	0	0	0	0	0	0	0	38	0	0	0	38
Several times per month	4	0	0	0	0	0	0	0	0	0	0	45	0	0	0	45
Several times per week	5	0	0	0	0	0	0	0	0	0	0	86	0	0	0	86
Daily	6	0	0	0	0	0	0	0	0	0	0	578	0	0	0	578
Don't know	8	0	0	0	0	0	0	0	0	0	0	5	0	0	0	5
No answer	9	0	0	0	0	0	0	0	0	0	0	13	0	0	0	13
Not applicable	IAP	13626	354	7542	353	5907	10334	2817	2765	2812	4510	1165	2044	1974	2538	58741

REMARKS: FI INFO: CO-WORKERS INCLUDE OUTSIDE CONTRACTORS AND SUPPLIERS, BUT NOT CUSTOMERS

[VAR: LASTYRWK] (CONTINUED)

<u>RESPONSE</u>	<u>PUNCH</u>	<u>YEAR</u>														
		<u>1972-82</u>	<u>1982B</u>	<u>1983-87</u>	<u>1987B</u>	<u>1988-91</u>	<u>1993-98</u>	<u>2000</u>	<u>2002</u>	<u>2004</u>	<u>2006</u>	<u>2008</u>	<u>2010</u>	<u>2012</u>	<u>2014</u>	<u>ALL</u>
1988	1988	0	0	0	0	0	0	0	0	0	0	0	0	0	0	0
1989	1989	0	0	0	0	0	0	0	0	0	0	2	0	0	0	2
1990	1990	0	0	0	0	0	0	0	0	0	0	0	0	0	0	0
1991	1991	0	0	0	0	0	0	0	0	0	0	1	0	0	0	1
1992	1992	0	0	0	0	0	0	0	0	0	0	0	0	0	0	0
1993	1993	0	0	0	0	0	0	0	0	0	0	0	0	0	0	0
1994	1994	0	0	0	0	0	0	0	0	0	0	0	0	0	0	0
1995	1995	0	0	0	0	0	0	0	0	0	0	1	0	0	0	1
1996	1996	0	0	0	0	0	0	0	0	0	0	0	0	0	0	0
1997	1997	0	0	0	0	0	0	0	0	0	0	1	0	0	0	1
1998	1998	0	0	0	0	0	0	0	0	0	0	0	0	0	0	0
1999	1999	0	0	0	0	0	0	0	0	0	0	1	0	0	0	1
2000	2000	0	0	0	0	0	0	0	0	0	0	1	0	0	0	1
2001	2001	0	0	0	0	0	0	0	0	0	0	1	0	0	0	1
2002	2002	0	0	0	0	0	0	0	0	0	0	5	0	0	0	5
2003	2003	0	0	0	0	0	0	0	0	0	0	2	0	0	0	2
2004	2004	0	0	0	0	0	0	0	0	0	0	2	0	0	0	2
2005	2005	0	0	0	0	0	0	0	0	0	0	20	0	0	0	20
2006	2006	0	0	0	0	0	0	0	0	0	0	35	0	0	0	35
2007	2007	0	0	0	0	0	0	0	0	0	0	67	0	0	0	67
2008	2008	0	0	0	0	0	0	0	0	0	0	79	0	0	0	79
Don't know	9998	0	0	0	0	0	0	0	0	0	0	3	0	0	0	3
No answer	9999	0	0	0	0	0	0	0	0	0	0	0	0	0	0	0
Not applicable	IAP	13626	354	7542	353	5907	10334	2817	2765	2812	4510	1797	2044	1974	2538	59373

REMARKS: This question was only asked if R was not working full-time (i.e. if R did not have a WRKSTAT = 1).

1312. Why did you leave your last (full-time) job? Did you leave voluntarily, was the job abolished, or were you permanently laid off?

[VAR: LEAVEJB]

<u>RESPONSE</u>	<u>PUNCH</u>	<u>YEAR</u>														
		<u>1972-82</u>	<u>1982B</u>	<u>1983-87</u>	<u>1987B</u>	<u>1988-91</u>	<u>1993-98</u>	<u>2000</u>	<u>2002</u>	<u>2004</u>	<u>2006</u>	<u>2008</u>	<u>2010</u>	<u>2012</u>	<u>2014</u>	<u>ALL</u>
Left Voluntarily	1	0	0	0	0	0	0	0	0	0	0	124	0	0	0	124
Job was abolished [GO TO BORNSP]	2	0	0	0	0	0	0	0	0	0	0	18	0	0	0	18
Permanently laid off	3	0	0	0	0	0	0	0	0	0	0	37	0	0	0	37
Don't know [GO TO BORNSP]	8	0	0	0	0	0	0	0	0	0	0	17	0	0	0	17
No answer	9	0	0	0	0	0	0	0	0	0	0	7	0	0	0	7
Not applicable	IAP	13626	354	7542	353	5907	10334	2817	2765	2812	4510	1820	2044	1974	2538	59396

1313. Why job abolished or laid off.

[VAR:WHYNOJB1]

<u>RESPONSE</u>	<u>PUNCH</u>	<u>YEAR</u>														
		<u>1972-82</u>	<u>1982B</u>	<u>1983-87</u>	<u>1987B</u>	<u>1988-91</u>	<u>1993-98</u>	<u>2000</u>	<u>2002</u>	<u>2004</u>	<u>2006</u>	<u>2008</u>	<u>2010</u>	<u>2012</u>	<u>2014</u>	<u>ALL</u>
Company's sales were declining	1	0	0	0	0	0	0	0	0	0	0	17	0	0	0	17
Machines and computers made my job obsolete	2	0	0	0	0	0	0	0	0	0	0	0	0	0	0	0
Job requirements changed and I was not able to do the job.	3	0	0	0	0	0	0	0	0	0	0	2	0	0	0	2
Job moved to another location in the United States	4	0	0	0	0	0	0	0	0	0	0	3	0	0	0	3
Job moved to another country	5	0	0	0	0	0	0	0	0	0	0	1	0	0	0	1
Other	6	0	0	0	0	0	0	0	0	0	0	32	0	0	0	32
Company sold	7	0	0	0	0	0	0	0	0	0	0	0	0	0	0	0
Job done	8	0	0	0	0	0	0	0	0	0	0	0	0	0	0	0
Company in financial problem	9	0	0	0	0	0	0	0	0	0	0	0	0	0	0	0
End of Contract	10	0	0	0	0	0	0	0	0	0	0	0	0	0	0	0
Seasonal work	11	0	0	0	0	0	0	0	0	0	0	0	0	0	0	0
Don't know [GO TO BORNSP]	98	0	0	0	0	0	0	0	0	0	0	0	0	0	0	0
No answer	99	0	0	0	0	0	0	0	0	0	0	0	0	0	0	0
Not applicable	IAP	13626	354	7542	353	5907	10334	2817	2765	2812	4510	1968	2044	1974	2538	59544

1314. Why job abolished or laid off.

[VAR:WHYNOJB2]

<u>RESPONSE</u>	<u>PUNCH</u>	<u>YEAR</u>														
		<u>1972-82</u>	<u>1982B</u>	<u>1983-87</u>	<u>1987B</u>	<u>1988-91</u>	<u>1993-98</u>	<u>2000</u>	<u>2002</u>	<u>2004</u>	<u>2006</u>	<u>2008</u>	<u>2010</u>	<u>2012</u>	<u>2014</u>	<u>ALL</u>
Company's sales were declining	1	0	0	0	0	0	0	0	0	0	0	4	0	0	0	4
Machines and computers made my job obsolete	2	0	0	0	0	0	0	0	0	0	0	0	0	0	0	0
Job requirements changed and I was not able to do the job.	3	0	0	0	0	0	0	0	0	0	0	1	0	0	0	1
Job moved to another locatoin in the United States	4	0	0	0	0	0	0	0	0	0	0	1	0	0	0	1
Job moved to another country	5	0	0	0	0	0	0	0	0	0	0	1	0	0	0	1
Other	6	0	0	0	0	0	0	0	0	0	0	3	0	0	0	3
Not applicable	IAP	13626	354	7542	353	5907	10334	2817	2765	2812	4510	2013	2044	1974	2538	59589

1315. Thinking about your last job, in which of these groups did your earnings from all sources for this job fall?
That is, before taxes or other deductions.

[VAR: INCLSTJB]

HAND CARD N1

RESPONSE	PUNCH	YEAR														
		1972-82	1982B	1983-87	1987B	1988-91	1993-98	2000	2002	2004	2006	2008	2010	2012	2014	ALL
UNDER \$1,000	1	0	0	0	0	0	0	0	0	0	0	5	0	0	0	5
\$1,000 to \$2,999	2	0	0	0	0	0	0	0	0	0	0	5	0	0	0	5
\$3,000 to \$3,999	3	0	0	0	0	0	0	0	0	0	0	6	0	0	0	6
\$4,000 to \$4,999	4	0	0	0	0	0	0	0	0	0	0	4	0	0	0	4
\$5,000 to \$5,999	5	0	0	0	0	0	0	0	0	0	0	7	0	0	0	7
\$6,000 to \$6,999	6	0	0	0	0	0	0	0	0	0	0	2	0	0	0	2
\$7,000 to \$7,999	7	0	0	0	0	0	0	0	0	0	0	6	0	0	0	6
\$8,000 to \$9,999	8	0	0	0	0	0	0	0	0	0	0	11	0	0	0	11
\$10,000 to \$12,499	9	0	0	0	0	0	0	0	0	0	0	14	0	0	0	14
\$12,500 to \$14,999	10	0	0	0	0	0	0	0	0	0	0	10	0	0	0	10
\$15,000 to \$17,499	11	0	0	0	0	0	0	0	0	0	0	9	0	0	0	9
\$17,500 to \$19,999	12	0	0	0	0	0	0	0	0	0	0	8	0	0	0	8
\$20,000 to \$22,499	13	0	0	0	0	0	0	0	0	0	0	10	0	0	0	10
\$22,500 to \$24,999	14	0	0	0	0	0	0	0	0	0	0	9	0	0	0	9
\$25,000 to \$29,999	15	0	0	0	0	0	0	0	0	0	0	18	0	0	0	18
\$30,000 to \$34,999	16	0	0	0	0	0	0	0	0	0	0	11	0	0	0	11
\$35,000 to \$39,999	17	0	0	0	0	0	0	0	0	0	0	9	0	0	0	9
\$40,000 to \$49,999	18	0	0	0	0	0	0	0	0	0	0	15	0	0	0	15
\$50,000 to 59,999	19	0	0	0	0	0	0	0	0	0	0	6	0	0	0	6
\$60,000 to \$74,999	20	0	0	0	0	0	0	0	0	0	0	6	0	0	0	6
\$75,000 to \$89,999	21	0	0	0	0	0	0	0	0	0	0	6	0	0	0	6
\$90,000 to 109,999	22	0	0	0	0	0	0	0	0	0	0	4	0	0	0	4
\$110,000 to \$129,999	23	0	0	0	0	0	0	0	0	0	0	2	0	0	0	2
\$130,000 to \$149,999	24	0	0	0	0	0	0	0	0	0	0	2	0	0	0	2
\$150,000 or over	25	0	0	0	0	0	0	0	0	0	0	1	0	0	0	1
Don't know	98	0	0	0	0	0	0	0	0	0	0	7	0	0	0	7
No answer	99	0	0	0	0	0	0	0	0	0	0	8	0	0	0	8
Not applicable	IAP	13626	354	7542	353	5907	10334	2817	2765	2812	4510	1822	2044	1974	2538	59398

1316. In what country were you born?

[VAR: BORNSP]

<u>RESPONSE</u>	<u>PUNCH</u>	<u>YEAR</u>														
		<u>1972-82</u>	<u>1982B</u>	<u>1983-87</u>	<u>1987B</u>	<u>1988-91</u>	<u>1993-98</u>	<u>2000</u>	<u>2002</u>	<u>2004</u>	<u>2006</u>	<u>2008</u>	<u>2010</u>	<u>2012</u>	<u>2014</u>	<u>ALL</u>
United States [GO TO NATDEG]	1	0	0	0	0	0	0	0	0	0	0	1179	0	0	0	1179
Antigua	2	0	0	0	0	0	0	0	0	0	0	1	0	0	0	1
Trinidad	3	0	0	0	0	0	0	0	0	0	0	5	0	0	0	5
Jamaica	4	0	0	0	0	0	0	0	0	0	0	3	0	0	0	3
Pakistan	5	0	0	0	0	0	0	0	0	0	0	3	0	0	0	3
Turkey	6	0	0	0	0	0	0	0	0	0	0	2	0	0	0	2
Italy	7	0	0	0	0	0	0	0	0	0	0	3	0	0	0	3
West Indies	8	0	0	0	0	0	0	0	0	0	0	2	0	0	0	2
Colombia	9	0	0	0	0	0	0	0	0	0	0	6	0	0	0	6
Kazakhstan	10	0	0	0	0	0	0	0	0	0	0	2	0	0	0	2
Cuba	11	0	0	0	0	0	0	0	0	0	0	8	0	0	0	8
India	12	0	0	0	0	0	0	0	0	0	0	10	0	0	0	10
Germany	13	0	0	0	0	0	0	0	0	0	0	9	0	0	0	9
Ecuador	14	0	0	0	0	0	0	0	0	0	0	1	0	0	0	1
Mexico	15	0	0	0	0	0	0	0	0	0	0	60	0	0	0	60
Portugal	16	0	0	0	0	0	0	0	0	0	0	1	0	0	0	1
El Salvador	17	0	0	0	0	0	0	0	0	0	0	9	0	0	0	9
Canada	18	0	0	0	0	0	0	0	0	0	0	6	0	0	0	6
Guatemala	19	0	0	0	0	0	0	0	0	0	0	6	0	0	0	6
Zimbabwe	20	0	0	0	0	0	0	0	0	0	0	1	0	0	0	1
Taiwan	21	0	0	0	0	0	0	0	0	0	0	1	0	0	0	1
Philippines	22	0	0	0	0	0	0	0	0	0	0	4	0	0	0	4
Israel	23	0	0	0	0	0	0	0	0	0	0	1	0	0	0	1
Dominican Republic	24	0	0	0	0	0	0	0	0	0	0	2	0	0	0	2
Scotland	25	0	0	0	0	0	0	0	0	0	0	1	0	0	0	1
Haiti	26	0	0	0	0	0	0	0	0	0	0	3	0	0	0	3
Honduras	27	0	0	0	0	0	0	0	0	0	0	3	0	0	0	3
Puerto Rico	28	0	0	0	0	0	0	0	0	0	0	2	0	0	0	2
Australia	29	0	0	0	0	0	0	0	0	0	0	2	0	0	0	2
China	30	0	0	0	0	0	0	0	0	0	0	4	0	0	0	4
Poland	31	0	0	0	0	0	0	0	0	0	0	2	0	0	0	2
Lithuania	32	0	0	0	0	0	0	0	0	0	0	1	0	0	0	1
Liberia	33	0	0	0	0	0	0	0	0	0	0	1	0	0	0	1

[VAR: BORNSP] (CONTINUED)

<u>RESPONSE</u>	<u>PUNCH</u>	<u>YEAR</u>														
		<u>1972-82</u>	<u>1982B</u>	<u>1983-87</u>	<u>1987B</u>	<u>1988-91</u>	<u>1993-98</u>	<u>2000</u>	<u>2002</u>	<u>2004</u>	<u>2006</u>	<u>2008</u>	<u>2010</u>	<u>2012</u>	<u>2014</u>	<u>ALL</u>
Brazil	34	0	0	0	0	0	0	0	0	0	0	2	0	0	0	2
Morocco	35	0	0	0	0	0	0	0	0	0	0	1	0	0	0	1
Spain	36	0	0	0	0	0	0	0	0	0	0	1	0	0	0	1
Bulgaria	37	0	0	0	0	0	0	0	0	0	0	1	0	0	0	1
USSR	38	0	0	0	0	0	0	0	0	0	0	1	0	0	0	1
Kuwait	39	0	0	0	0	0	0	0	0	0	0	1	0	0	0	1
Japan	40	0	0	0	0	0	0	0	0	0	0	1	0	0	0	1
Korea	41	0	0	0	0	0	0	0	0	0	0	3	0	0	0	3
Vietnam	42	0	0	0	0	0	0	0	0	0	0	1	0	0	0	1
Bermuda	43	0	0	0	0	0	0	0	0	0	0	1	0	0	0	1
Ghana	44	0	0	0	0	0	0	0	0	0	0	2	0	0	0	2
Panama	45	0	0	0	0	0	0	0	0	0	0	2	0	0	0	2
France	46	0	0	0	0	0	0	0	0	0	0	2	0	0	0	2
Romania	47	0	0	0	0	0	0	0	0	0	0	1	0	0	0	1
South Africa	48	0	0	0	0	0	0	0	0	0	0	0	0	0	0	0
England	49	0	0	0	0	0	0	0	0	0	0	0	0	0	0	0
Britain	50	0	0	0	0	0	0	0	0	0	0	0	0	0	0	0
Don't know	98	0	0	0	0	0	0	0	0	0	0	0	0	0	0	0
No answer	99	0	0	0	0	0	0	0	0	0	0	56	0	0	0	56
Not applicable	IAP	13626	354	7542	353	5907	10334	2817	2765	2812	4510	603	2044	1974	2538	58179

1317. If you were born outside US, what age were you when you permanently moved to the US?

[VAR: AGECEMEUS]

	<u>PUNCH</u>	<u>YEAR</u>														
		<u>1972-82</u>	<u>1982B</u>	<u>1983-87</u>	<u>1987B</u>	<u>1988-91</u>	<u>1993-98</u>	<u>2000</u>	<u>2002</u>	<u>2004</u>	<u>2006</u>	<u>2008</u>	<u>2010</u>	<u>2012</u>	<u>2014</u>	<u>ALL</u>
1	1	0	0	0	0	0	0	0	0	0	0	9	0	0	0	9
2	2	0	0	0	0	0	0	0	0	0	0	9	0	0	0	9
3	3	0	0	0	0	0	0	0	0	0	0	4	0	0	0	4
4	4	0	0	0	0	0	0	0	0	0	0	5	0	0	0	5
5	5	0	0	0	0	0	0	0	0	0	0	1	0	0	0	1
6	6	0	0	0	0	0	0	0	0	0	0	2	0	0	0	2
7	7	0	0	0	0	0	0	0	0	0	0	3	0	0	0	3
8	8	0	0	0	0	0	0	0	0	0	0	0	0	0	0	0
9	9	0	0	0	0	0	0	0	0	0	0	5	0	0	0	5
10	10	0	0	0	0	0	0	0	0	0	0	5	0	0	0	5
11	11	0	0	0	0	0	0	0	0	0	0	2	0	0	0	2
12	12	0	0	0	0	0	0	0	0	0	0	1	0	0	0	1
13	13	0	0	0	0	0	0	0	0	0	0	3	0	0	0	3
14	14	0	0	0	0	0	0	0	0	0	0	3	0	0	0	3
15	15	0	0	0	0	0	0	0	0	0	0	2	0	0	0	2
16	16	0	0	0	0	0	0	0	0	0	0	4	0	0	0	4
17	17	0	0	0	0	0	0	0	0	0	0	7	0	0	0	7
18	18	0	0	0	0	0	0	0	0	0	0	10	0	0	0	10
19	19	0	0	0	0	0	0	0	0	0	0	8	0	0	0	8
20	20	0	0	0	0	0	0	0	0	0	0	9	0	0	0	9
21	21	0	0	0	0	0	0	0	0	0	0	1	0	0	0	1
22	22	0	0	0	0	0	0	0	0	0	0	7	0	0	0	7
23	23	0	0	0	0	0	0	0	0	0	0	5	0	0	0	5
24	24	0	0	0	0	0	0	0	0	0	0	7	0	0	0	7
25	25	0	0	0	0	0	0	0	0	0	0	7	0	0	0	7
26	26	0	0	0	0	0	0	0	0	0	0	7	0	0	0	7
27	27	0	0	0	0	0	0	0	0	0	0	3	0	0	0	3
28	28	0	0	0	0	0	0	0	0	0	0	3	0	0	0	3
29	29	0	0	0	0	0	0	0	0	0	0	2	0	0	0	2
30	30	0	0	0	0	0	0	0	0	0	0	9	0	0	0	9
31	31	0	0	0	0	0	0	0	0	0	0	0	0	0	0	0
32	32	0	0	0	0	0	0	0	0	0	0	2	0	0	0	2
33	33	0	0	0	0	0	0	0	0	0	0	6	0	0	0	6

[VAR: AGECEMEUS] (CONTINUED)

<u>RESPONSE</u>	<u>PUNCH</u>	<u>YEAR</u>														
		<u>1972-82</u>	<u>1982B</u>	<u>1983-87</u>	<u>1987B</u>	<u>1988-91</u>	<u>1993-98</u>	<u>2000</u>	<u>2002</u>	<u>2004</u>	<u>2006</u>	<u>2008</u>	<u>2010</u>	<u>2012</u>	<u>2014</u>	<u>ALL</u>
70	70	0	0	0	0	0	0	0	0	0	0	0	0	0	0	0
71	71	0	0	0	0	0	0	0	0	0	0	0	0	0	0	0
72	72	0	0	0	0	0	0	0	0	0	0	0	0	0	0	0
73	73	0	0	0	0	0	0	0	0	0	0	0	0	0	0	0
74	74	0	0	0	0	0	0	0	0	0	0	0	0	0	0	0
75	75	0	0	0	0	0	0	0	0	0	0	0	0	0	0	0
76	76	0	0	0	0	0	0	0	0	0	0	0	0	0	0	0
77	77	0	0	0	0	0	0	0	0	0	0	0	0	0	0	0
78	78	0	0	0	0	0	0	0	0	0	0	0	0	0	0	0
79	79	0	0	0	0	0	0	0	0	0	0	0	0	0	0	0
80	80	0	0	0	0	0	0	0	0	0	0	0	0	0	0	0
81	81	0	0	0	0	0	0	0	0	0	0	0	0	0	0	0
82	82	0	0	0	0	0	0	0	0	0	0	0	0	0	0	0
83	83	0	0	0	0	0	0	0	0	0	0	0	0	0	0	0
84	84	0	0	0	0	0	0	0	0	0	0	0	0	0	0	0
85	85	0	0	0	0	0	0	0	0	0	0	0	0	0	0	0
86	86	0	0	0	0	0	0	0	0	0	0	0	0	0	0	0
87	87	0	0	0	0	0	0	0	0	0	0	0	0	0	0	0
88	88	0	0	0	0	0	0	0	0	0	0	0	0	0	0	0
89	89	0	0	0	0	0	0	0	0	0	0	0	0	0	0	0
90	90	0	0	0	0	0	0	0	0	0	0	0	0	0	0	0
91	91	0	0	0	0	0	0	0	0	0	0	0	0	0	0	0
92	92	0	0	0	0	0	0	0	0	0	0	0	0	0	0	0
93	93	0	0	0	0	0	0	0	0	0	0	0	0	0	0	0
94	94	0	0	0	0	0	0	0	0	0	0	0	0	0	0	0
95	95+	0	0	0	0	0	0	0	0	0	0	0	0	0	0	0
Have not permanently moved to US	96	0	0	0	0	0	0	0	0	0	0	8	0	0	0	8
Don't know	98	0	0	0	0	0	0	0	0	0	0	0	0	0	0	0
No answer	99	0	0	0	0	0	0	0	0	0	0	6	0	0	0	6
Not applicable	IAP	13626	354	7542	353	5907	10334	2817	2765	2812	4510	1838	2044	1974	2538	59414

1318. Do you hold a special visa?

[VAR: VISA]

<u>RESPONSE</u>	<u>PUNCH</u>	<u>YEAR</u>														
		<u>1972-82</u>	<u>1982B</u>	<u>1983-87</u>	<u>1987B</u>	<u>1988-91</u>	<u>1993-98</u>	<u>2000</u>	<u>2002</u>	<u>2004</u>	<u>2006</u>	<u>2008</u>	<u>2010</u>	<u>2012</u>	<u>2014</u>	<u>ALL</u>
Yes	1	0	0	0	0	0	0	0	0	0	0	41	0	0	0	41
No [GO TO NATDEG]	2	0	0	0	0	0	0	0	0	0	0	135	0	0	0	135
Don't know	8	0	0	0	0	0	0	0	0	0	0	3	0	0	0	3
No answer	9	0	0	0	0	0	0	0	0	0	0	6	0	0	0	6
Not applicable		13626	354	7542	353	5907	10334	2817	2765	2812	4510	1838	2044	1974	2538	59414

1319. What kind of visa?

[VAR: TYPEVISA]

<u>RESPONSE</u>	<u>PUNCH</u>	<u>YEAR</u>														
		<u>1972-82</u>	<u>1982B</u>	<u>1983-87</u>	<u>1987B</u>	<u>1988-91</u>	<u>1993-98</u>	<u>2000</u>	<u>2002</u>	<u>2004</u>	<u>2006</u>	<u>2008</u>	<u>2010</u>	<u>2012</u>	<u>2014</u>	<u>ALL</u>
H1b	1	0	0	0	0	0	0	0	0	0	0	6	0	0	0	6
L1 (SPECIFY)	2	0	0	0	0	0	0	0	0	0	0	2	0	0	0	2
Student	3	0	0	0	0	0	0	0	0	0	0	2	0	0	0	2
Tourist	4	0	0	0	0	0	0	0	0	0	0	4	0	0	0	4
Other	5	0	0	0	0	0	0	0	0	0	0	22	0	0	0	22
Don't know	8	0	0	0	0	0	0	0	0	0	0	4	0	0	0	4
No answer	9	0	0	0	0	0	0	0	0	0	0	1	0	0	0	1
Not applicable	IAP	13626	354	7542	353	5907	10334	2817	2765	2812	4510	1982	2044	1974	2538	59558

[VAR: NATDEG] (CONTINUED)

<u>RESPONSE</u>	<u>PUNCH</u>	<u>YEAR</u>														
		<u>1972-82</u>	<u>1982B</u>	<u>1983-87</u>	<u>1987B</u>	<u>1988-91</u>	<u>1993-98</u>	<u>2000</u>	<u>2002</u>	<u>2004</u>	<u>2006</u>	<u>2008</u>	<u>2010</u>	<u>2012</u>	<u>2014</u>	<u>ALL</u>
Brazil	34	0	0	0	0	0	0	0	0	0	0	2	0	0	0	2
Morocco	35	0	0	0	0	0	0	0	0	0	0	1	0	0	0	1
Spain	36	0	0	0	0	0	0	0	0	0	0	1	0	0	0	1
Bulgaria	37	0	0	0	0	0	0	0	0	0	0	1	0	0	0	1
USSR	38	0	0	0	0	0	0	0	0	0	0	1	0	0	0	1
Kuwait	39	0	0	0	0	0	0	0	0	0	0	0	0	0	0	0
Japan	40	0	0	0	0	0	0	0	0	0	0	1	0	0	0	1
Korea	41	0	0	0	0	0	0	0	0	0	0	2	0	0	0	2
Vietnam	42	0	0	0	0	0	0	0	0	0	0	0	0	0	0	0
Bermuda	43	0	0	0	0	0	0	0	0	0	0	1	0	0	0	1
Ghana	44	0	0	0	0	0	0	0	0	0	0	0	0	0	0	0
Panama	45	0	0	0	0	0	0	0	0	0	0	0	0	0	0	0
France	46	0	0	0	0	0	0	0	0	0	0	2	0	0	0	2
Romania	47	0	0	0	0	0	0	0	0	0	0	0	0	0	0	0
South Africa	48	0	0	0	0	0	0	0	0	0	0	1	0	0	0	1
England	49	0	0	0	0	0	0	0	0	0	0	1	0	0	0	1
Britain	50	0	0	0	0	0	0	0	0	0	0	1	0	0	0	1
Don't know	98	0	0	0	0	0	0	0	0	0	0	0	0	0	0	0
No answer	99	0	0	0	0	0	0	0	0	0	0	60	0	0	0	60
Not applicable	IAP	13626	354	7542	353	5907	10334	2817	2765	2812	4510	603	2044	1974	2538	58179

1321. Do you receive health insurance from your employer?

[VAR: EMPHLTH]

<u>RESPONSE</u>	<u>PUNCH</u>	<u>YEAR</u>														
		<u>1972-82</u>	<u>1982B</u>	<u>1983-87</u>	<u>1987B</u>	<u>1988-91</u>	<u>1993-98</u>	<u>2000</u>	<u>2002</u>	<u>2004</u>	<u>2006</u>	<u>2008</u>	<u>2010</u>	<u>2012</u>	<u>2014</u>	<u>ALL</u>
Yes	1	0	0	0	0	0	0	0	0	0	0	652	0	0	0	652
No	2	0	0	0	0	0	0	0	0	0	0	371	0	0	0	371
Don't know	8	0	0	0	0	0	0	0	0	0	0	3	0	0	0	3
No answer	9	0	0	0	0	0	0	0	0	0	0	48	0	0	0	48
Not applicable	IAP	13626	354	7542	353	5907	10334	2817	2765	2812	4510	949	2044	1974	2538	58525

1322. Name of Insurance or HMO.

[VAR: EMPHPLAN]

<u>RESPONSE</u>	<u>PUNCH</u>	<u>YEAR</u>														
		<u>1972-82</u>	<u>1982B</u>	<u>1983-87</u>	<u>1987B</u>	<u>1988-91</u>	<u>1993-98</u>	<u>2000</u>	<u>2002</u>	<u>2004</u>	<u>2006</u>	<u>2008</u>	<u>2010</u>	<u>2012</u>	<u>2014</u>	<u>ALL</u>
Aetna	1	0	0	0	0	0	0	0	0	0	0	49	0	0	0	49
Anthem/Wellpoint	2	0	0	0	0	0	0	0	0	0	0	22	0	0	0	22
Blue Cross/Blue Shield	3	0	0	0	0	0	0	0	0	0	0	215	0	0	0	215
Blue Cross	4	0	0	0	0	0	0	0	0	0	0	34	0	0	0	34
Blue Shield	5	0	0	0	0	0	0	0	0	0	0	12	0	0	0	12
Cigna	6	0	0	0	0	0	0	0	0	0	0	38	0	0	0	38
Covington	7	0	0	0	0	0	0	0	0	0	0	1	0	0	0	1
Harvard Pilgrim	8	0	0	0	0	0	0	0	0	0	0	3	0	0	0	3
Humana	9	0	0	0	0	0	0	0	0	0	0	15	0	0	0	15
Kaiser Permanente	10	0	0	0	0	0	0	0	0	0	0	22	0	0	0	22
Tufts	11	0	0	0	0	0	0	0	0	0	0	2	0	0	0	2
United	12	0	0	0	0	0	0	0	0	0	0	48	0	0	0	48
Wellpoint	13	0	0	0	0	0	0	0	0	0	0	1	0	0	0	1
Oxford	14	0	0	0	0	0	0	0	0	0	0	17	0	0	0	17
HealthNet	15	0	0	0	0	0	0	0	0	0	0	3	0	0	0	3
United Health Care	16	0	0	0	0	0	0	0	0	0	0	8	0	0	0	8
Health Partners	17	0	0	0	0	0	0	0	0	0	0	3	0	0	0	3
Great West	18	0	0	0	0	0	0	0	0	0	0	3	0	0	0	3
Unicare	19	0	0	0	0	0	0	0	0	0	0	2	0	0	0	2

[VAR: EMPHPLAN] (CONTINUED)

RESPONSE	PUNCH	YEAR														
		<u>1972-82</u>	<u>1982B</u>	<u>1983-87</u>	<u>1987B</u>	<u>1988-91</u>	<u>1993-98</u>	<u>2000</u>	<u>2002</u>	<u>2004</u>	<u>2006</u>	<u>2008</u>	<u>2010</u>	<u>2012</u>	<u>2014</u>	<u>ALL</u>
Medcost	20	0	0	0	0	0	0	0	0	0	0	5	0	0	0	5
Pacific Care	21	0	0	0	0	0	0	0	0	0	0	2	0	0	0	2
Fallon HMO	22	0	0	0	0	0	0	0	0	0	0	4	0	0	0	4
Arise	23	0	0	0	0	0	0	0	0	0	0	2	0	0	0	2
Medical Mutual of Ohio	24	0	0	0	0	0	0	0	0	0	0	7	0	0	0	7
Florida Health Care	25	0	0	0	0	0	0	0	0	0	0	2	0	0	0	2
Hawaiian Medical System Association	26	0	0	0	0	0	0	0	0	0	0	6	0	0	0	6
Coventry	27	0	0	0	0	0	0	0	0	0	0	6	0	0	0	6
Winhealth	28	0	0	0	0	0	0	0	0	0	0	5	0	0	0	5
Health Choice	29	0	0	0	0	0	0	0	0	0	0	2	0	0	0	2
Preferred Care	30	0	0	0	0	0	0	0	0	0	0	2	0	0	0	2
MVP	31	0	0	0	0	0	0	0	0	0	0	2	0	0	0	2
First Health	32	0	0	0	0	0	0	0	0	0	0	3	0	0	0	3
UMR	33	0	0	0	0	0	0	0	0	0	0	2	0	0	0	2
Affinity Health Care	34	0	0	0	0	0	0	0	0	0	0	2	0	0	0	2
Priority Health	35	0	0	0	0	0	0	0	0	0	0	2	0	0	0	2
GHI	36	0	0	0	0	0	0	0	0	0	0	2	0	0	0	2
Other	37	0	0	0	0	0	0	0	0	0	0	61	0	0	0	61
Don't know	98	0	0	0	0	0	0	0	0	0	0	29	0	0	0	29
No answer	99	0	0	0	0	0	0	0	0	0	0	8	0	0	0	8
Not applicable	IAP	13626	354	7542	353	5907	10334	2817	2765	2812	4510	1371	2044	1974	2538	58947

1323. Other name for insurance or HMO policy?

[VAR: OTHPLAN]

RESPONSE	PUNCH	YEAR														
		<u>1972-82</u>	<u>1982B</u>	<u>1983-87</u>	<u>1987B</u>	<u>1988-91</u>	<u>1993-98</u>	<u>2000</u>	<u>2002</u>	<u>2004</u>	<u>2006</u>	<u>2008</u>	<u>2010</u>	<u>2012</u>	<u>2014</u>	<u>ALL</u>
Yes, another name	1	0	0	0	0	0	0	0	0	0	0	129	0	0	0	129
No other name	2	0	0	0	0	0	0	0	0	0	0	441	0	0	0	441
Don't know	8	0	0	0	0	0	0	0	0	0	0	76	0	0	0	76
No answer	9	0	0	0	0	0	0	0	0	0	0	6	0	0	0	6
Not applicable	IAP	13626	354	7542	353	5907	10334	2817	2765	2812	4510	1371	2044	1974	2538	58947

**The 2008 Topical Module: Sexual Orientation
(SEXSEX18-THKIDS)**

1324. Since the age of 18, have your sex partners been:

[VAR: SEXSEX18]

<u>RESPONSE</u>	<u>PUNCH</u>	<u>YEAR</u>														
		<u>1972-82</u>	<u>1982B</u>	<u>1983-87</u>	<u>1987B</u>	<u>1988-91</u>	<u>1993-98</u>	<u>2000</u>	<u>2002</u>	<u>2004</u>	<u>2006</u>	<u>2008</u>	<u>2010</u>	<u>2012</u>	<u>2014</u>	<u>ALL</u>
Only men	1	0	0	0	0	0	0	0	0	0	0	890	0	859	0	1749
Some women, but mostly men	2	0	0	0	0	0	0	0	0	0	0	36	0	56	0	92
Equally men and women	3	0	0	0	0	0	0	0	0	0	0	7	0	11	0	18
Some men, but mostly women	4	0	0	0	0	0	0	0	0	0	0	13	0	22	0	35
Only Women	5	0	0	0	0	0	0	0	0	0	0	754	0	691	0	1445
I have not had any sex partners	6	0	0	0	0	0	0	0	0	0	0	31	0	57	0	88
Don't know	8	0	0	0	0	0	0	0	0	0	0	3	0	0	0	3
No answer	9	0	0	0	0	0	0	0	0	0	0	57	0	60	0	117
Not applicable	IAP	13626	354	7542	353	5907	10334	2817	2765	2812	4510	232	2044	218	2538	56052

MALE RESPONDENTS CHECK SEXSEX18:

Responses 1 thru 4: PROCEED TO TOLDSMSX.

Responses 5 and 6: SKIP TO SKIP BOX 2.

FEMALE RESPONDENTS CHECK SEXSEX18:

Responses 2 thru 5: PROCEED TO TOLDSMSX.

Response 1 and 6: SKIP TO SKIP BOX 2.

1325. At about what age were you when you first told someone that you had sex with someone of the same sex?

[VAR: TOLDSMSX]

RESPONSE	PUNCH	YEAR														
		1972-82	1982B	1983-87	1987B	1988-91	1993-98	2000	2002	2004	2006	2008	2010	2012	2014	ALL
Under age 14	1	0	0	0	0	0	0	0	0	0	0	7	0	0	0	7
Age 14-18	2	0	0	0	0	0	0	0	0	0	0	14	0	0	0	14
Age 18-25	3	0	0	0	0	0	0	0	0	0	0	26	0	0	0	26
Age 26-35	4	0	0	0	0	0	0	0	0	0	0	12	0	0	0	12
Age 36-45	5	0	0	0	0	0	0	0	0	0	0	2	0	0	0	2
Age 46-55	6	0	0	0	0	0	0	0	0	0	0	3	0	0	0	3
Age 56-65	7	0	0	0	0	0	0	0	0	0	0	0	0	0	0	0
Age 66 or older	8	0	0	0	0	0	0	0	0	0	0	0	0	0	0	0
I have never told anyone	9	0	0	0	0	0	0	0	0	0	0	8	0	0	0	8
Not applicable	IAP	13626	354	7542	353	5907	10334	2817	2765	2812	4510	1951	2044	1974	2538	59527

MALE RESPONDENTS:

Did R answer 'Heterosexual or straight' to SEXORNT AND 'Only Women' OR 'I have not had any sex partners' to SEXSEX18?

Yes 1 ► GO TO NEXT SECTION
 No 2 ► PROCEED TO TOLDSXOR.

FEMALE RESPONDENTS:

Did R answer 'Heterosexual or straight' to SEXORNT AND 'Only Men' OR 'I have not had any sex partners' to SEXSEX18?

Yes 1 ► GO TO NEXT SECTION
 No 2 ► PROCEED TO TOLDSXOR.

1326. At about what age were you first sexually attracted to someone of the same sex?

[VAR: ATTRACTD]

RESPONSE	PUNCH	YEAR														
		<u>1972-82</u>	<u>1982B</u>	<u>1983-87</u>	<u>1987B</u>	<u>1988-91</u>	<u>1993-98</u>	<u>2000</u>	<u>2002</u>	<u>2004</u>	<u>2006</u>	<u>2008</u>	<u>2010</u>	<u>2012</u>	<u>2014</u>	<u>ALL</u>
Under age 14	1	0	0	0	0	0	0	0	0	0	0	30	0	0	0	30
Age 14-18	2	0	0	0	0	0	0	0	0	0	0	23	0	0	0	23
Age 18-25	3	0	0	0	0	0	0	0	0	0	0	13	0	0	0	13
Age 26-35	4	0	0	0	0	0	0	0	0	0	0	3	0	0	0	3
Age 36-45	5	0	0	0	0	0	0	0	0	0	0	1	0	0	0	1
Age 46-55	6	0	0	0	0	0	0	0	0	0	0	4	0	0	0	4
Age 56-65	7	0	0	0	0	0	0	0	0	0	0	0	0	0	0	0
Age 66 or older	8	0	0	0	0	0	0	0	0	0	0	0	0	0	0	0
someone of the same sex	9	0	0	0	0	0	0	0	0	0	0	20	0	0	0	20
Don't know	98	0	0	0	0	0	0	0	0	0	0	4	0	0	0	4
No answer	99	0	0	0	0	0	0	0	0	0	0	50	0	0	0	50
Not applicable	IAP	13626	354	7542	353	5907	10334	2817	2765	2812	4510	1875	2044	1974	2538	59451

CHECK SEXORNT:

Response 5 to SEXORNT:

All others:

SKIP TO MARUNION.

PROCEED TO RELGENDR.

1327. At about what age were you when you first told someone that you were (gay[IF MALE]/lesbian[IF FEMALE]/bisexual)?

[VAR: TOLDSXOR]

RESPONSE	PUNCH	YEAR														
		<u>1972-82</u>	<u>1982B</u>	<u>1983-87</u>	<u>1987B</u>	<u>1988-91</u>	<u>1993-98</u>	<u>2000</u>	<u>2002</u>	<u>2004</u>	<u>2006</u>	<u>2008</u>	<u>2010</u>	<u>2012</u>	<u>2014</u>	<u>ALL</u>
Under age 14	1	0	0	0	0	0	0	0	0	0	0	3	0	0	0	3
Age 14-18	2	0	0	0	0	0	0	0	0	0	0	10	0	0	0	10
Age 18-25	3	0	0	0	0	0	0	0	0	0	0	20	0	0	0	20
Age 26-35	4	0	0	0	0	0	0	0	0	0	0	10	0	0	0	10
Age 36-45	5	0	0	0	0	0	0	0	0	0	0	3	0	0	0	3
Age 46-55	6	0	0	0	0	0	0	0	0	0	0	0	0	0	0	0
Age 56-65	7	0	0	0	0	0	0	0	0	0	0	3	0	0	0	3
Age 66 or older	8	0	0	0	0	0	0	0	0	0	0	0	0	0	0	0
I have never told anyone	9	0	0	0	0	0	0	0	0	0	0	9	0	0	0	9
Don't know	98	0	0	0	0	0	0	0	0	0	0	0	0	0	0	0
No answer	99	0	0	0	0	0	0	0	0	0	0	23	0	0	0	23
Not applicable	IAP	13626	354	7542	353	5907	10334	2817	2765	2812	4510	1942	2044	1974	2538	59518

1328. Which of the following best describes your current relationship situation?

[VAR: RELGENDR]

<u>RESPONSE</u>	<u>PUNCH</u>	<u>YEAR</u>														
		<u>1972-82</u>	<u>1982B</u>	<u>1983-87</u>	<u>1987B</u>	<u>1988-91</u>	<u>1993-98</u>	<u>2000</u>	<u>2002</u>	<u>2004</u>	<u>2006</u>	<u>2008</u>	<u>2010</u>	<u>2012</u>	<u>2014</u>	<u>ALL</u>
I am in a steady relationship with a woman and we live together	1	0	0	0	0	0	0	0	0	0	0	25	0	0	0	25
I am in a steady relationship with a man and we live together	2	0	0	0	0	0	0	0	0	0	0	24	0	0	0	24
I am in a steady relationship with a woman and we do not live together	3	0	0	0	0	0	0	0	0	0	0	5	0	0	0	5
I am in a steady relationship with a man and we do not live together	4	0	0	0	0	0	0	0	0	0	0	9	0	0	0	9
I am not in a steady relationship right now	5	0	0	0	0	0	0	0	0	0	0	38	0	0	0	38
Don't know	8	0	0	0	0	0	0	0	0	0	0	5	0	0	0	5
No answer	9	0	0	0	0	0	0	0	0	0	0	42	0	0	0	42
Not applicable	IAP	13626	354	7542	353	5907	10334	2817	2765	2812	4510	1875	2044	1974	2538	59451

1329. What is your current legal marital status?

[VAR: MARUNION]

<u>RESPONSE</u>	<u>PUNCH</u>	<u>YEAR</u>														
		<u>1972-82</u>	<u>1982B</u>	<u>1983-87</u>	<u>1987B</u>	<u>1988-91</u>	<u>1993-98</u>	<u>2000</u>	<u>2002</u>	<u>2004</u>	<u>2006</u>	<u>2008</u>	<u>2010</u>	<u>2012</u>	<u>2014</u>	<u>ALL</u>
Legally married [GO TO SEXUNION]	1	0	0	0	0	0	0	0	0	0	0	32	0	0	0	32
In a civil union or registered domestic partnership [GO TO SEXUNION]	2	0	0	0	0	0	0	0	0	0	0	8	0	0	0	8
Separated [GO TO SEXUNION]	3	0	0	0	0	0	0	0	0	0	0	6	0	0	0	6
Not currently married or in a civil union or registered domestic partnership [GO TO EVKID]	4	0	0	0	0	0	0	0	0	0	0	66	0	0	0	66
Don't know	8	0	0	0	0	0	0	0	0	0	0	2	0	0	0	2
No answer	9	0	0	0	0	0	0	0	0	0	0	34	0	0	0	34
Not applicable	IAP	13626	354	7542	353	5907	10334	2817	2765	2812	4510	1875	2044	1974	2538	59451

1330. What is the sex of your (spouse/civil union partner/domestic partner)?

[VAR: SEXUNION]

<u>RESPONSE</u>	<u>PUNCH</u>	<u>YEAR</u>														
		<u>1972-82</u>	<u>1982B</u>	<u>1983-87</u>	<u>1987B</u>	<u>1988-91</u>	<u>1993-98</u>	<u>2000</u>	<u>2002</u>	<u>2004</u>	<u>2006</u>	<u>2008</u>	<u>2010</u>	<u>2012</u>	<u>2014</u>	<u>ALL</u>
Male	1	0	0	0	0	0	0	0	0	0	0	25	0	0	0	25
Female	2	0	0	0	0	0	0	0	0	0	0	19	0	0	0	19
Don't know	8	0	0	0	0	0	0	0	0	0	0	1	0	0	0	1
No answer	9	0	0	0	0	0	0	0	0	0	0	35	0	0	0	35
Not applicable	IAP	13626	354	7542	353	5907	10334	2817	2765	2812	4510	1943	2044	1974	2538	59519

1331. Have you ever (given birth to [IF FEMALE]/fathered [IF MALE]) a child?

[VAR: EVKID]

<u>RESPONSE</u>	<u>PUNCH</u>	<u>YEAR</u>														
		<u>1972-82</u>	<u>1982B</u>	<u>1983-87</u>	<u>1987B</u>	<u>1988-91</u>	<u>1993-98</u>	<u>2000</u>	<u>2002</u>	<u>2004</u>	<u>2006</u>	<u>2008</u>	<u>2010</u>	<u>2012</u>	<u>2014</u>	<u>ALL</u>
Yes	1	0	0	0	0	0	0	0	0	0	0	53	0	0	0	53
No	2	0	0	0	0	0	0	0	0	0	0	65	0	0	0	65
Don't know	8	0	0	0	0	0	0	0	0	0	0	1	0	0	0	1
No answer	9	0	0	0	0	0	0	0	0	0	0	29	0	0	0	29
Not applicable	IAP	13626	354	7542	353	5907	10334	2817	2765	2812	4510	1875	2044	1974	2538	59451

1332. Have you ever legally adopted a child?

[VAR: ADOPTKID]

<u>RESPONSE</u>	<u>PUNCH</u>	<u>YEAR</u>														
		<u>1972-82</u>	<u>1982B</u>	<u>1983-87</u>	<u>1987B</u>	<u>1988-91</u>	<u>1993-98</u>	<u>2000</u>	<u>2002</u>	<u>2004</u>	<u>2006</u>	<u>2008</u>	<u>2010</u>	<u>2012</u>	<u>2014</u>	<u>ALL</u>
Yes	1	0	0	0	0	0	0	0	0	0	0	3	0	0	0	3
No	2	0	0	0	0	0	0	0	0	0	0	116	0	0	0	116
Don't know	8	0	0	0	0	0	0	0	0	0	0	2	0	0	0	2
No answer	9	0	0	0	0	0	0	0	0	0	0	27	0	0	0	27
Not applicable	IAP	13626	354	7542	353	5907	10334	2817	2765	2812	4510	1875	2044	1974	2538	59451

Did R answer 'No' to EVKID AND 'No' to ADOPTKID?

Yes 1 ► PROCEED TOKIDLIVED.
 No 2 ► SKIP TO KIDRESP.

1333. Have any children who at the time were under age 18 ever lived with you under your care and responsibility?

[VAR: KIDLIVED]

<u>RESPONSE</u>	<u>PUNCH</u>	<u>YEAR</u>														
		<u>1972-82</u>	<u>1982B</u>	<u>1983-87</u>	<u>1987B</u>	<u>1988-91</u>	<u>1993-98</u>	<u>2000</u>	<u>2002</u>	<u>2004</u>	<u>2006</u>	<u>2008</u>	<u>2010</u>	<u>2012</u>	<u>2014</u>	<u>ALL</u>
Yes [SKIP TO KIDNOW2]	1	0	0	0	0	0	0	0	0	0	0	8	0	0	0	8
No [SKIP TO TOLDWORK]	2	0	0	0	0	0	0	0	0	0	0	55	0	0	0	55
Don't know	8	0	0	0	0	0	0	0	0	0	0	1	0	0	0	1
No answer	9	0	0	0	0	0	0	0	0	0	0	29	0	0	0	29
Not applicable	IAP	13626	354	7542	353	5907	10334	2817	2765	2812	4510	1930	2044	1974	2538	59506

1334. Are you currently the legally responsible biological or adoptive parent of a child under age 18?

[VAR: KIDRESP]

<u>RESPONSE</u>	<u>PUNCH</u>	<u>YEAR</u>														
		<u>1972-82</u>	<u>1982B</u>	<u>1983-87</u>	<u>1987B</u>	<u>1988-91</u>	<u>1993-98</u>	<u>2000</u>	<u>2002</u>	<u>2004</u>	<u>2006</u>	<u>2008</u>	<u>2010</u>	<u>2012</u>	<u>2014</u>	<u>ALL</u>
Yes [GO TO KIDNOW1]	1	0	0	0	0	0	0	0	0	0	0	24	0	0	0	24
No [SKIP TO KIDNOW2]	2	0	0	0	0	0	0	0	0	0	0	29	0	0	0	29
Don't know	8	0	0	0	0	0	0	0	0	0	0	0	0	0	0	0
No answer	9	0	0	0	0	0	0	0	0	0	0	31	0	0	0	31
Not applicable	IAP	13626	354	7542	353	5907	10334	2817	2765	2812	4510	1939	2044	1974	2538	59515

1335. Are your biological or adopted children under age 18 living with you now at least some of the time?

[VAR: KIDNOW1]

<u>RESPONSE</u>	<u>PUNCH</u>	<u>YEAR</u>														
		<u>1972-82</u>	<u>1982B</u>	<u>1983-87</u>	<u>1987B</u>	<u>1988-91</u>	<u>1993-98</u>	<u>2000</u>	<u>2002</u>	<u>2004</u>	<u>2006</u>	<u>2008</u>	<u>2010</u>	<u>2012</u>	<u>2014</u>	<u>ALL</u>
least some of the time [SKIP TO	1	0	0	0	0	0	0	0	0	0	0	19	0	0	0	19
of the time [SKIP TO	2	0	0	0	0	0	0	0	0	0	0	2	0	0	0	2
KIDNOW2]	3	0	0	0	0	0	0	0	0	0	0	3	0	0	0	3
Don't know	8	0	0	0	0	0	0	0	0	0	0	0	0	0	0	0
No answer	9	0	0	0	0	0	0	0	0	0	0	60	0	0	0	60
Not applicable	IAP	13626	354	7542	353	5907	10334	2817	2765	2812	4510	1939	2044	1974	2538	59515

1336. Right now are you living in a household where any children under 18 are living with you at least some of the time and are under your care and responsibility?

[VAR: KIDNOW2]

<u>RESPONSE</u>	<u>PUNCH</u>	<u>YEAR</u>														
		<u>1972-82</u>	<u>1982B</u>	<u>1983-87</u>	<u>1987B</u>	<u>1988-91</u>	<u>1993-98</u>	<u>2000</u>	<u>2002</u>	<u>2004</u>	<u>2006</u>	<u>2008</u>	<u>2010</u>	<u>2012</u>	<u>2014</u>	<u>ALL</u>
Yes	1	0	0	0	0	0	0	0	0	0	0	9	0	0	0	9
No	2	0	0	0	0	0	0	0	0	0	0	34	0	0	0	34
Don't know	8	0	0	0	0	0	0	0	0	0	0	2	0	0	0	2
No answer	9	0	0	0	0	0	0	0	0	0	0	28	0	0	0	28
Not applicable	IAP	13626	354	7542	353	5907	10334	2817	2765	2812	4510	1950	2044	1974	2538	59526

IF WRKSTAT EQ 1,2,3 ASK TOLDWORK; OTHERS SKIP TO EVLOSEJB

1337. Some people are very open about their sexual orientation while others are not. About how many of your coworkers know that you (are gay[IF MALE]/are lesbian[IF FEMALE]/are bisexual/have sex with men[IF MALE]/have sex with women[IF FEMALE]):

[VAR: TOLDWORK]

<u>RESPONSE</u>	<u>PUNCH</u>	<u>YEAR</u>														
		<u>1972-82</u>	<u>1982B</u>	<u>1983-87</u>	<u>1987B</u>	<u>1988-91</u>	<u>1993-98</u>	<u>2000</u>	<u>2002</u>	<u>2004</u>	<u>2006</u>	<u>2008</u>	<u>2010</u>	<u>2012</u>	<u>2014</u>	<u>ALL</u>
All of my coworkers	1	0	0	0	0	0	0	0	0	0	0	12	0	10	0	22
More than half	2	0	0	0	0	0	0	0	0	0	0	4	0	5	0	9
About half	3	0	0	0	0	0	0	0	0	0	0	4	0	7	0	11
Less than half	4	0	0	0	0	0	0	0	0	0	0	15	0	10	0	25
None of them	5	0	0	0	0	0	0	0	0	0	0	22	0	34	0	56
Don't know	8	0	0	0	0	0	0	0	0	0	0	2	0	1	0	3
No answer	9	0	0	0	0	0	0	0	0	0	0	39	0	5	0	44
Not applicable	IAP	13626	354	7542	353	5907	10334	2817	2765	2812	4510	1925	2044	1902	2538	59429

1338. Have you ever in your life been denied a job or been fired from a job because an employer believed you were gay, lesbian, or bisexual?

[VAR: EVLOSEJB]

RESPONSE	PUNCH	YEAR														
		1972-82	1982B	1983-87	1987B	1988-91	1993-98	2000	2002	2004	2006	2008	2010	2012	2014	ALL
Yes	1	0	0	0	0	0	0	0	0	0	0	11	0	7	0	18
No	2	0	0	0	0	0	0	0	0	0	0	97	0	114	0	211
Don't know	8	0	0	0	0	0	0	0	0	0	0	5	0	0	0	5
No answer	9	0	0	0	0	0	0	0	0	0	0	35	0	46	0	81
Not applicable	IAP	13626	354	7542	353	5907	10334	2817	2765	2812	4510	1875	2044	1807	2538	59284

1339. In the last five years, have you been denied a job or been fired from a job because an employer believed you were gay, lesbian, or bisexual?

[VAR: LOSEJOB5]

RESPONSE	PUNCH	YEAR														
		1972-82	1982B	1983-87	1987B	1988-91	1993-98	2000	2002	2004	2006	2008	2010	2012	2014	ALL
Yes	1	0	0	0	0	0	0	0	0	0	0	5	0	5	0	10
No	2	0	0	0	0	0	0	0	0	0	0	5	0	1	0	6
Not employed in last 5 years	3	0	0	0	0	0	0	0	0	0	0	1	0	1	0	2
Don't know	8	0	0	0	0	0	0	0	0	0	0	0	0	0	0	0
No answer	9	0	0	0	0	0	0	0	0	0	0	32	0	46	0	78
Not applicable	IAP	13626	354	7542	353	5907	10334	2817	2765	2812	4510	1980	2044	1921	2538	59503

If LOSEJOB5 equals 3, skip to NEGJOB5.

1340. Have you ever in your life been denied a promotion or received a negative job evaluation because an employer believed you were gay, lesbian, or bisexual?

[VAR: EVNEGJOB]

RESPONSE	PUNCH	YEAR														
		1972-82	1982B	1983-87	1987B	1988-91	1993-98	2000	2002	2004	2006	2008	2010	2012	2014	ALL
Yes	1	0	0	0	0	0	0	0	0	0	0	4	0	7	0	11
No	2	0	0	0	0	0	0	0	0	0	0	107	0	114	0	221
Don't know	8	0	0	0	0	0	0	0	0	0	0	4	0	0	0	4
No answer	9	0	0	0	0	0	0	0	0	0	0	33	0	46	0	79
Not applicable	IAP	13626	354	7542	353	5907	10334	2817	2765	2812	4510	1875	2044	1807	2538	59284

1341. In the last five years, have you been denied a promotion or received a negative job evaluation because an employer believed you were gay, lesbian, or bisexual?

[VAR: NEGJOB5]

RESPONSE	PUNCH	YEAR														
		1972-82	1982B	1983-87	1987B	1988-91	1993-98	2000	2002	2004	2006	2008	2010	2012	2014	ALL
Yes	1	0	0	0	0	0	0	0	0	0	0	3	0	5	0	8
No	2	0	0	0	0	0	0	0	0	0	0	1	0	1	0	2
Not employed in last 5 years	3	0	0	0	0	0	0	0	0	0	0	0	0	3	0	3
Don't know	8	0	0	0	0	0	0	0	0	0	0	0	0	0	0	0
No answer	9	0	0	0	0	0	0	0	0	0	0	30	0	47	0	77
Not applicable	IAP	13626	354	7542	353	5907	10334	2817	2765	2812	4510	1989	2044	1918	2538	59509

1342. Have you ever in your life been harassed verbally or in writing on the job by a co-worker, supervisor, or boss because you were believed to be gay, lesbian, or bisexual?

[VAR: EVHARJB]

RESPONSE	PUNCH	YEAR														
		1972-82	1982B	1983-87	1987B	1988-91	1993-98	2000	2002	2004	2006	2008	2010	2012	2014	ALL
Yes	1	0	0	0	0	0	0	0	0	0	0	20	0	19	0	39
No	2	0	0	0	0	0	0	0	0	0	0	88	0	103	0	191
Don't know	8	0	0	0	0	0	0	0	0	0	0	5	0	0	0	5
No answer	9	0	0	0	0	0	0	0	0	0	0	35	0	45	0	80
Not applicable	IAP	13626	354	7542	353	5907	10334	2817	2765	2812	4510	1875	2044	1807	2538	59284

1343. In the last five years, have you been harassed verbally or in writing on the job by a co-worker, supervisor, or boss because you were believed to be gay, lesbian, or bisexual?

[VAR: HARJOB5]

RESPONSE	PUNCH	YEAR														
		1972-82	1982B	1983-87	1987B	1988-91	1993-98	2000	2002	2004	2006	2008	2010	2012	2014	ALL
Yes	1	0	0	0	0	0	0	0	0	0	0	14	0	13	0	27
No	2	0	0	0	0	0	0	0	0	0	0	4	0	6	0	10
Not employed in last 5 years	3	0	0	0	0	0	0	0	0	0	0	1	0	0	0	1
Don't know	8	0	0	0	0	0	0	0	0	0	0	0	0	0	0	0
No answer	9	0	0	0	0	0	0	0	0	0	0	33	0	45	0	78
Not applicable	IAP	13626	354	7542	353	5907	10334	2817	2765	2812	4510	1971	2044	1910	2538	59483

1344. Have you ever in your life been prevented from buying or moving into a house or apartment or been forced to move because a landlord or realtor believed you were gay, lesbian, or bisexual?

[VAR: EVDWELL]

<u>RESPONSE</u>	<u>PUNCH</u>	<u>YEAR</u>														
		<u>1972-82</u>	<u>1982B</u>	<u>1983-87</u>	<u>1987B</u>	<u>1988-91</u>	<u>1993-98</u>	<u>2000</u>	<u>2002</u>	<u>2004</u>	<u>2006</u>	<u>2008</u>	<u>2010</u>	<u>2012</u>	<u>2014</u>	<u>ALL</u>
Yes	1	0	0	0	0	0	0	0	0	0	0	2	0	3	0	5
No	2	0	0	0	0	0	0	0	0	0	0	114	0	118	0	232
Don't know	8	0	0	0	0	0	0	0	0	0	0	3	0	0	0	3
No answer	9	0	0	0	0	0	0	0	0	0	0	29	0	46	0	75
Not applicable	IAP	13626	354	7542	353	5907	10334	2817	2765	2812	4510	1875	2044	1807	2538	59284

1345. In the last five years, have you been forced to move or prevented from buying or moving into a house or apartment because a landlord or realtor believed you were gay, lesbian, or bisexual?

[VAR: DWELL5]

<u>RESPONSE</u>	<u>PUNCH</u>	<u>YEAR</u>														
		<u>1972-82</u>	<u>1982B</u>	<u>1983-87</u>	<u>1987B</u>	<u>1988-91</u>	<u>1993-98</u>	<u>2000</u>	<u>2002</u>	<u>2004</u>	<u>2006</u>	<u>2008</u>	<u>2010</u>	<u>2012</u>	<u>2014</u>	<u>ALL</u>
Yes	1	0	0	0	0	0	0	0	0	0	0	1	0	1	0	2
No	2	0	0	0	0	0	0	0	0	0	0	1	0	2	0	3
Don't know	8	0	0	0	0	0	0	0	0	0	0	0	0	0	0	0
No answer	9	0	0	0	0	0	0	0	0	0	0	26	0	46	0	72
Not applicable	IAP	13626	354	7542	353	5907	10334	2817	2765	2812	4510	1995	2044	1925	2538	59522

IF WRKSTAT EQ 1,2,3 ASK EMPHLTH1; OTHERS SKIP TO HLTHCOVR

1346. Does your current employer offer health care insurance to you as an employee?

[VAR: EMPHLTH1]

<u>RESPONSE</u>	<u>PUNCH</u>	<u>YEAR</u>														
		<u>1972-82</u>	<u>1982B</u>	<u>1983-87</u>	<u>1987B</u>	<u>1988-91</u>	<u>1993-98</u>	<u>2000</u>	<u>2002</u>	<u>2004</u>	<u>2006</u>	<u>2008</u>	<u>2010</u>	<u>2012</u>	<u>2014</u>	<u>ALL</u>
Yes	1	0	0	0	0	0	0	0	0	0	0	56	0	0	0	56
No	2	0	0	0	0	0	0	0	0	0	0	16	0	0	0	16
Don't know	8	0	0	0	0	0	0	0	0	0	0	1	0	0	0	1
No answer	9	0	0	0	0	0	0	0	0	0	0	25	0	0	0	25
Not applicable	IAP	13626	354	7542	353	5907	10334	2817	2765	2812	4510	1925	2044	1974	2538	59501

1347. Which of the following statements best describes your employer's coverage:

[VAR: EMPHLTH2]

<u>RESPONSE</u>	<u>PUNCH</u>	<u>YEAR</u>														
		<u>1972-82</u>	<u>1982B</u>	<u>1983-87</u>	<u>1987B</u>	<u>1988-91</u>	<u>1993-98</u>	<u>2000</u>	<u>2002</u>	<u>2004</u>	<u>2006</u>	<u>2008</u>	<u>2010</u>	<u>2012</u>	<u>2014</u>	<u>ALL</u>
Only individual employees are covered	1	0	0	0	0	0	0	0	0	0	0	14	0	0	0	14
Employees and their spouses are covered but domestic partners are not covered	2	0	0	0	0	0	0	0	0	0	0	28	0	0	0	28
Employees and their spouses are covered and domestic partners are covered	3	0	0	0	0	0	0	0	0	0	0	8	0	0	0	8
Don't know	8	0	0	0	0	0	0	0	0	0	0	4	0	0	0	4
No answer	9	0	0	0	0	0	0	0	0	0	0	27	0	0	0	27
Not applicable	IAP	13626	354	7542	353	5907	10334	2817	2765	2812	4510	1942	2044	1974	2538	59518

1348. Do you currently have health insurance coverage?

[VAR: HLTHCOVR]

<u>RESPONSE</u>	<u>PUNCH</u>	<u>YEAR</u>														
		<u>1972-82</u>	<u>1982B</u>	<u>1983-87</u>	<u>1987B</u>	<u>1988-91</u>	<u>1993-98</u>	<u>2000</u>	<u>2002</u>	<u>2004</u>	<u>2006</u>	<u>2008</u>	<u>2010</u>	<u>2012</u>	<u>2014</u>	<u>ALL</u>
Yes [GO TO HLTHTYPE]	1	0	0	0	0	0	0	0	0	0	0	92	0	0	0	92
No [GO TO NEXT SEC]	2	0	0	0	0	0	0	0	0	0	0	29	0	0	0	29
Don't know	8	0	0	0	0	0	0	0	0	0	0	1	0	0	0	1
No answer	9	0	0	0	0	0	0	0	0	0	0	26	0	0	0	26
Not applicable	IAP	13626	354	7542	353	5907	10334	2817	2765	2812	4510	1875	2044	1974	2538	59451

1349. What is the source of your health insurance?

[VAR: HLTHTYPE]

<u>RESPONSE</u>	<u>PUNCH</u>	<u>YEAR</u>														
		<u>1972-82</u>	<u>1982B</u>	<u>1983-87</u>	<u>1987B</u>	<u>1988-91</u>	<u>1993-98</u>	<u>2000</u>	<u>2002</u>	<u>2004</u>	<u>2006</u>	<u>2008</u>	<u>2010</u>	<u>2012</u>	<u>2014</u>	<u>ALL</u>
My employer	1	0	0	0	0	0	0	0	0	0	0	46	0	0	0	46
Employer of my (spouse/partner)	2	0	0	0	0	0	0	0	0	0	0	10	0	0	0	10
Employer of someone else in my family	3	0	0	0	0	0	0	0	0	0	0	2	0	0	0	2
Medicaid	4	0	0	0	0	0	0	0	0	0	0	7	0	0	0	7
Medicare	5	0	0	0	0	0	0	0	0	0	0	16	0	0	0	16
Individual plan from private insurer not related to current or past employment	6	0	0	0	0	0	0	0	0	0	0	7	0	0	0	7
Other	7	0	0	0	0	0	0	0	0	0	0	4	0	0	0	4
Don't know	8	0	0	0	0	0	0	0	0	0	0	0	0	0	0	0
No answer	9	0	0	0	0	0	0	0	0	0	0	26	0	0	0	26
Not applicable	IAP	13626	354	7542	353	5907	10334	2817	2765	2812	4510	1905	2044	1974	2538	59481

1350. Are the following people in your family covered by your current insurance plan?

A. My (spouse/partner)

[VAR: SPPART]

<u>RESPONSE</u>	<u>PUNCH</u>	<u>YEAR</u>														
		<u>1972-82</u>	<u>1982B</u>	<u>1983-87</u>	<u>1987B</u>	<u>1988-91</u>	<u>1993-98</u>	<u>2000</u>	<u>2002</u>	<u>2004</u>	<u>2006</u>	<u>2008</u>	<u>2010</u>	<u>2012</u>	<u>2014</u>	<u>ALL</u>
Yes	1	0	0	0	0	0	0	0	0	0	0	26	0	0	0	26
No	2	0	0	0	0	0	0	0	0	0	0	27	0	0	0	27
Not Applicable	3	0	0	0	0	0	0	0	0	0	0	39	0	0	0	39
Don't know	8	0	0	0	0	0	0	0	0	0	0	0	0	0	0	0
No answer	9	0	0	0	0	0	0	0	0	0	0	43	0	0	0	43
Not applicable	IAP	13626	354	7542	353	5907	10334	2817	2765	2812	4510	1888	2044	1974	2538	59464

B. Children for whom I am a biological or adoptive parent

[VAR: MYKIDS]

<u>RESPONSE</u>	<u>PUNCH</u>	<u>YEAR</u>														
		<u>1972-82</u>	<u>1982B</u>	<u>1983-87</u>	<u>1987B</u>	<u>1988-91</u>	<u>1993-98</u>	<u>2000</u>	<u>2002</u>	<u>2004</u>	<u>2006</u>	<u>2008</u>	<u>2010</u>	<u>2012</u>	<u>2014</u>	<u>ALL</u>
Yes	1	0	0	0	0	0	0	0	0	0	0	18	0	0	0	18
No	2	0	0	0	0	0	0	0	0	0	0	20	0	0	0	20
Don't know	8	0	0	0	0	0	0	0	0	0	0	0	0	0	0	0
No answer	9	0	0	0	0	0	0	0	0	0	0	44	0	0	0	44
Not applicable	3	0	0	0	0	0	0	0	0	0	0	54	0	0	0	54
IAP	IAP	13626	354	7542	353	5907	10334	2817	2765	2812	4510	1887	2044	1974	2538	59463

C. Children for whom I am not a biological or adoptive parent

[VAR: OTHKIDS]

<u>RESPONSE</u>	<u>PUNCH</u>	<u>YEAR</u>														
		<u>1972-82</u>	<u>1982B</u>	<u>1983-87</u>	<u>1987B</u>	<u>1988-91</u>	<u>1993-98</u>	<u>2000</u>	<u>2002</u>	<u>2004</u>	<u>2006</u>	<u>2008</u>	<u>2010</u>	<u>2012</u>	<u>2014</u>	<u>ALL</u>
Yes	1	0	0	0	0	0	0	0	0	0	0	7	0	0	0	7
No	2	0	0	0	0	0	0	0	0	0	0	22	0	0	0	22
Don't know	8	0	0	0	0	0	0	0	0	0	0	1	0	0	0	1
No answer	9	0	0	0	0	0	0	0	0	0	0	43	0	0	0	43
Not applicable	3	0	0	0	0	0	0	0	0	0	0	62	0	0	0	62
IAP	IAP	13626	354	7542	353	5907	10334	2817	2765	2812	4510	1888	2044	1974	2538	59464

**The 2008 Topical Module: Clergy/Sex
(HARSEXJB-THKIDS)**

1351. Sometimes at work people find themselves the object of sexual advances or propositions from supervisors. The advances sometimes involve physical contact and sometimes just involve sexual conversations. Have you experienced such advances?

[VAR: HARSEXJB]

<u>RESPONSE</u>	<u>PUNCH</u>	<u>YEAR</u>														
		<u>1972-82</u>	<u>1982B</u>	<u>1983-87</u>	<u>1987B</u>	<u>1988-91</u>	<u>1993-98</u>	<u>2000</u>	<u>2002</u>	<u>2004</u>	<u>2006</u>	<u>2008</u>	<u>2010</u>	<u>2012</u>	<u>2014</u>	<u>ALL</u>
Yes	1	0	0	0	0	0	0	0	0	0	0	410	0	0	0	410
No	2	0	0	0	0	0	0	0	0	0	0	1349	0	0	0	1349
Don't know	8	0	0	0	0	0	0	0	0	0	0	5	0	0	0	5
No answer	9	0	0	0	0	0	0	0	0	0	0	26	0	0	0	26
Not applicable	IAP	13626	354	7542	353	5907	10334	2817	2765	2812	4510	233	2044	1974	2538	57809

1352. Now think about church, synagogue, or other religious settings. Since you turned 18, have you ever found yourself the object of sexual advances or propositions from a minister, priest, rabbi, or other clergyperson or religious leader who was not your spouse or significant other?

[VAR: HARSEXCL]

<u>RESPONSE</u>	<u>PUNCH</u>	<u>YEAR</u>														
		<u>1972-82</u>	<u>1982B</u>	<u>1983-87</u>	<u>1987B</u>	<u>1988-91</u>	<u>1993-98</u>	<u>2000</u>	<u>2002</u>	<u>2004</u>	<u>2006</u>	<u>2008</u>	<u>2010</u>	<u>2012</u>	<u>2014</u>	<u>ALL</u>
Yes	1	0	0	0	0	0	0	0	0	0	0	43	0	0	0	43
No [SKIP TO KNWCLSEX]	2	0	0	0	0	0	0	0	0	0	0	1715	0	0	0	1715
Don't know	8	0	0	0	0	0	0	0	0	0	0	3	0	0	0	3
No answer	9	0	0	0	0	0	0	0	0	0	0	29	0	0	0	29
Not applicable	IAP	13626	354	7542	353	5907	10334	2817	2765	2812	4510	233	2044	1974	2538	57809

INTERVIEWER INSTRUCTION: IF R ASKS, S/HE SHOULD ANSWER 'YES' WHETHER THE ADVANCE WAS WELCOME OR UNWELCOME, AND WHETHER IT WAS ENCOURAGED OR . DISCOURAGED BY R.

1353. Did this happen with a leader in a congregation you were yourself attending?

[VAR: OWNCLERG]

<u>RESPONSE</u>	<u>PUNCH</u>	<u>YEAR</u>														
		<u>1972-82</u>	<u>1982B</u>	<u>1983-87</u>	<u>1987B</u>	<u>1988-91</u>	<u>1993-98</u>	<u>2000</u>	<u>2002</u>	<u>2004</u>	<u>2006</u>	<u>2008</u>	<u>2010</u>	<u>2012</u>	<u>2014</u>	<u>ALL</u>
Yes	1	0	0	0	0	0	0	0	0	0	0	24	0	0	0	24
No [SKIP TO KNWCLSEX]	2	0	0	0	0	0	0	0	0	0	0	19	0	0	0	19
Not applicable	IAP	13626	354	7542	353	5907	10334	2817	2765	2812	4510	1980	2044	1974	2538	59556

1354. With how many different leaders has this happened to you?

[VAR: NUMCLERG]

<u>RESPONSE</u>	<u>PUNCH</u>	<u>YEAR</u>														
		<u>1972-82</u>	<u>1982B</u>	<u>1983-87</u>	<u>1987B</u>	<u>1988-91</u>	<u>1993-98</u>	<u>2000</u>	<u>2002</u>	<u>2004</u>	<u>2006</u>	<u>2008</u>	<u>2010</u>	<u>2012</u>	<u>2014</u>	<u>ALL</u>
NUMBER:	1	0	0	0	0	0	0	0	0	0	0	17	0	0	0	17
	2	0	0	0	0	0	0	0	0	0	0	5	0	0	0	5
	3	0	0	0	0	0	0	0	0	0	0	1	0	0	0	1
	5	0	0	0	0	0	0	0	0	0	0	1	0	0	0	1
Not applicable	IAP	13626	354	7542	353	5907	10334	2817	2765	2812	4510	1999	2044	1974	2538	59575

CHECK NUMCLERG:

If 1: PROCEED TO OPENREL1.

If 2 or more: SKIP TO OPENREL2

1355. Did you and this leader ever become an openly acknowledged couple?

[VAR: OPENREL1]

<u>RESPONSE</u>	<u>PUNCH</u>	<u>YEAR</u>														
		<u>1972-82</u>	<u>1982B</u>	<u>1983-87</u>	<u>1987B</u>	<u>1988-91</u>	<u>1993-98</u>	<u>2000</u>	<u>2002</u>	<u>2004</u>	<u>2006</u>	<u>2008</u>	<u>2010</u>	<u>2012</u>	<u>2014</u>	<u>ALL</u>
Yes [SKIP TO KNWCLSEX]	1	0	0	0	0	0	0	0	0	0	0	2	0	0	0	2
No [SKIP TO COUNSEL1]	2	0	0	0	0	0	0	0	0	0	0	22	0	0	0	22
Not applicable	IAP	13626	354	7542	353	5907	10334	2817	2765	2812	4510	1999	2044	1974	2538	59575

1356. Thinking about the leader with whom you had this experience most recently, did you and this leader ever become an openly acknowledged couple?

[VAR: OPENREL2]

RESPONSE	PUNCH	YEAR														
		<u>1972-82</u>	<u>1982B</u>	<u>1983-87</u>	<u>1987B</u>	<u>1988-91</u>	<u>1993-98</u>	<u>2000</u>	<u>2002</u>	<u>2004</u>	<u>2006</u>	<u>2008</u>	<u>2010</u>	<u>2012</u>	<u>2014</u>	<u>ALL</u>
Yes [GO TO SKIP BOX 2]	1	0	0	0	0	0	0	0	0	0	0	1	0	0	0	1
No [SKIP TO COUNSEL1]	2	0	0	0	0	0	0	0	0	0	0	6	0	0	0	6
Not applicable	IAP	13626	354	7542	353	5907	10334	2817	2765	2812	4510	2016	2044	1974	2538	59592

Did R answer '2' to NUMCLERG OR '3 or more' to NUMCLERG?

2 1 ► PROCEED TO OPENREL3.
3 or more 2 ► GO TO COUNSEL1

1357. Thinking now about the second leader with whom you had this experience, did you and this leader ever become an openly acknowledged couple?

[VAR: OPENREL3]

RESPONSE	PUNCH	YEAR														
		<u>1972-82</u>	<u>1982B</u>	<u>1983-87</u>	<u>1987B</u>	<u>1988-91</u>	<u>1993-98</u>	<u>2000</u>	<u>2002</u>	<u>2004</u>	<u>2006</u>	<u>2008</u>	<u>2010</u>	<u>2012</u>	<u>2014</u>	<u>ALL</u>
Yes [GO TO KNWCLSEX]	1	0	0	0	0	0	0	0	0	0	0	0	0	0	0	0
No [SKIP TO COUNSEL1]	2	0	0	0	0	0	0	0	0	0	0	2	0	0	0	2
Not applicable	IAP	13626	354	7542	353	5907	10334	2817	2765	2812	4510	2021	2044	1974	2538	59597

1358. A. Was this leader someone to whom you went for counseling?

[VAR: COUNSEL1]

RESPONSE	PUNCH	YEAR														
		<u>1972-82</u>	<u>1982B</u>	<u>1983-87</u>	<u>1987B</u>	<u>1988-91</u>	<u>1993-98</u>	<u>2000</u>	<u>2002</u>	<u>2004</u>	<u>2006</u>	<u>2008</u>	<u>2010</u>	<u>2012</u>	<u>2014</u>	<u>ALL</u>
Yes	1	0	0	0	0	0	0	0	0	0	0	6	0	0	0	6
No	2	0	0	0	0	0	0	0	0	0	0	16	0	0	0	16
Not applicable	IAP	13626	354	7542	353	5907	10334	2817	2765	2812	4510	2001	2044	1974	2538	59577

B. Was this leader someone to whom you went for counseling?

[VAR: COUNSEL2]

<u>RESPONSE</u>	<u>PUNCH</u>	<u>YEAR</u>														
		<u>1972-82</u>	<u>1982B</u>	<u>1983-87</u>	<u>1987B</u>	<u>1988-91</u>	<u>1993-98</u>	<u>2000</u>	<u>2002</u>	<u>2004</u>	<u>2006</u>	<u>2008</u>	<u>2010</u>	<u>2012</u>	<u>2014</u>	<u>ALL</u>
Yes	1	0	0	0	0	0	0	0	0	0	0	1	0	0	0	1
No	2	0	0	0	0	0	0	0	0	0	0	5	0	0	0	5
Not applicable	IAP	13626	354	7542	353	5907	10334	2817	2765	2812	4510	2017	2044	1974	2538	59593

C. Was this leader someone to whom you went for counseling?

[VAR: COUNSEL3]

<u>RESPONSE</u>	<u>PUNCH</u>	<u>YEAR</u>														
		<u>1972-82</u>	<u>1982B</u>	<u>1983-87</u>	<u>1987B</u>	<u>1988-91</u>	<u>1993-98</u>	<u>2000</u>	<u>2002</u>	<u>2004</u>	<u>2006</u>	<u>2008</u>	<u>2010</u>	<u>2012</u>	<u>2014</u>	<u>ALL</u>
Yes	1	0	0	0	0	0	0	0	0	0	0	0	0	0	0	0
No	2	0	0	0	0	0	0	0	0	0	0	2	0	0	0	2
Not applicable	IAP	13626	354	7542	353	5907	10334	2817	2765	2812	4510	2021	2044	1974	2538	59597

1359. A. Was this leader someone who was at the time married to someone else?

[VAR: CLRGMAR1]

<u>RESPONSE</u>	<u>PUNCH</u>	<u>YEAR</u>														
		<u>1972-82</u>	<u>1982B</u>	<u>1983-87</u>	<u>1987B</u>	<u>1988-91</u>	<u>1993-98</u>	<u>2000</u>	<u>2002</u>	<u>2004</u>	<u>2006</u>	<u>2008</u>	<u>2010</u>	<u>2012</u>	<u>2014</u>	<u>ALL</u>
Yes	1	0	0	0	0	0	0	0	0	0	0	16	0	0	0	16
No	2	0	0	0	0	0	0	0	0	0	0	6	0	0	0	6
Not applicable	IAP	13626	354	7542	353	5907	10334	2817	2765	2812	4510	2001	2044	1974	2538	59577

B. Was this leader someone who was at the time married to someone else?

[VAR: CLRGMAR2]

<u>RESPONSE</u>	<u>PUNCH</u>	<u>YEAR</u>														
		<u>1972-82</u>	<u>1982B</u>	<u>1983-87</u>	<u>1987B</u>	<u>1988-91</u>	<u>1993-98</u>	<u>2000</u>	<u>2002</u>	<u>2004</u>	<u>2006</u>	<u>2008</u>	<u>2010</u>	<u>2012</u>	<u>2014</u>	<u>ALL</u>
Yes	1	0	0	0	0	0	0	0	0	0	0	6	0	0	0	6
No	2	0	0	0	0	0	0	0	0	0	0	0	0	0	0	0
Not applicable	IAP	13626	354	7542	353	5907	10334	2817	2765	2812	4510	2017	2044	1974	2538	59593

C. Was this leader someone who was at the time married to someone else?

[VAR: CLRGMAR3]

<u>RESPONSE</u>	<u>PUNCH</u>	<u>YEAR</u>														
		<u>1972-82</u>	<u>1982B</u>	<u>1983-87</u>	<u>1987B</u>	<u>1988-91</u>	<u>1993-98</u>	<u>2000</u>	<u>2002</u>	<u>2004</u>	<u>2006</u>	<u>2008</u>	<u>2010</u>	<u>2012</u>	<u>2014</u>	<u>ALL</u>
Yes	1	0	0	0	0	0	0	0	0	0	0	1	0	0	0	1
No	2	0	0	0	0	0	0	0	0	0	0	1	0	0	0	1
Not applicable	IAP	13626	354	7542	353	5907	10334	2817	2765	2812	4510	2021	2044	1974	2538	59597

1324. A. Did you have sexual contact with this leader?

[VAR: CLRGSEX1]

<u>RESPONSE</u>	<u>PUNCH</u>	<u>YEAR</u>														
		<u>1972-82</u>	<u>1982B</u>	<u>1983-87</u>	<u>1987B</u>	<u>1988-91</u>	<u>1993-98</u>	<u>2000</u>	<u>2002</u>	<u>2004</u>	<u>2006</u>	<u>2008</u>	<u>2010</u>	<u>2012</u>	<u>2014</u>	<u>ALL</u>
Yes	1	0	0	0	0	0	0	0	0	0	0	1	0	0	0	1
No	2	0	0	0	0	0	0	0	0	0	0	20	0	0	0	20
Don't know	8	0	0	0	0	0	0	0	0	0	0	1	0	0	0	1
Not applicable	IAP	13626	354	7542	353	5907	10334	2817	2765	2812	4510	2001	2044	1974	2538	59577

B. Did you have sexual contact with this leader?

[VAR: CLRGSEX2]

<u>RESPONSE</u>	<u>PUNCH</u>	<u>YEAR</u>														
		<u>1972-82</u>	<u>1982B</u>	<u>1983-87</u>	<u>1987B</u>	<u>1988-91</u>	<u>1993-98</u>	<u>2000</u>	<u>2002</u>	<u>2004</u>	<u>2006</u>	<u>2008</u>	<u>2010</u>	<u>2012</u>	<u>2014</u>	<u>ALL</u>
Yes	1	0	0	0	0	0	0	0	0	0	0	2	0	0	0	2
No	2	0	0	0	0	0	0	0	0	0	0	4	0	0	0	4
Not applicable	IAP	13626	354	7542	353	5907	10334	2817	2765	2812	4510	2017	2044	1974	2538	59593

C. Did you have sexual contact with this leader?

[VAR: CLRGSEX3]

<u>RESPONSE</u>	<u>PUNCH</u>	<u>YEAR</u>														
		<u>1972-82</u>	<u>1982B</u>	<u>1983-87</u>	<u>1987B</u>	<u>1988-91</u>	<u>1993-98</u>	<u>2000</u>	<u>2002</u>	<u>2004</u>	<u>2006</u>	<u>2008</u>	<u>2010</u>	<u>2012</u>	<u>2014</u>	<u>ALL</u>
Yes	1	0	0	0	0	0	0	0	0	0	0	0	0	0	0	0
No	2	0	0	0	0	0	0	0	0	0	0	2	0	0	0	2
Not applicable	IAP	13626	354	7542	353	5907	10334	2817	2765	2812	4510	2021	2044	1974	2538	59597

1360. A. Was this leader male or female?

[VAR: CLRGGEN1]

<u>RESPONSE</u>	<u>PUNCH</u>	<u>YEAR</u>														
		<u>1972-82</u>	<u>1982B</u>	<u>1983-87</u>	<u>1987B</u>	<u>1988-91</u>	<u>1993-98</u>	<u>2000</u>	<u>2002</u>	<u>2004</u>	<u>2006</u>	<u>2008</u>	<u>2010</u>	<u>2012</u>	<u>2014</u>	<u>ALL</u>
Male	1	0	0	0	0	0	0	0	0	0	0	6	0	0	0	6
Female	2	0	0	0	0	0	0	0	0	0	0	0	0	0	0	0
Not applicable	IAP	13626	354	7542	353	5907	10334	2817	2765	2812	4510	2017	2044	1974	2538	59593

B. Was this leader male or female?

[VAR: CLRGGEN2]

<u>RESPONSE</u>	<u>PUNCH</u>	<u>YEAR</u>														
		<u>1972-82</u>	<u>1982B</u>	<u>1983-87</u>	<u>1987B</u>	<u>1988-91</u>	<u>1993-98</u>	<u>2000</u>	<u>2002</u>	<u>2004</u>	<u>2006</u>	<u>2008</u>	<u>2010</u>	<u>2012</u>	<u>2014</u>	<u>ALL</u>
Male	1	0	0	0	0	0	0	0	0	0	0	6	0	0	0	6
Female	2	0	0	0	0	0	0	0	0	0	0	0	0	0	0	0
Not applicable	IAP	13626	354	7542	353	5907	10334	2817	2765	2812	4510	2017	2044	1974	2538	59593

C. Was this leader male or female?

[VAR: CLRGGEN3]

<u>RESPONSE</u>	<u>PUNCH</u>	<u>YEAR</u>														
		<u>1972-82</u>	<u>1982B</u>	<u>1983-87</u>	<u>1987B</u>	<u>1988-91</u>	<u>1993-98</u>	<u>2000</u>	<u>2002</u>	<u>2004</u>	<u>2006</u>	<u>2008</u>	<u>2010</u>	<u>2012</u>	<u>2014</u>	<u>ALL</u>
Male	1	0	0	0	0	0	0	0	0	0	0	2	0	0	0	2
Female	2	0	0	0	0	0	0	0	0	0	0	0	0	0	0	0
Not applicable	IAP	13626	354	7542	353	5907	10334	2817	2765	2812	4510	2021	2044	1974	2538	59597

1361. A. Did you become involved in an ongoing relationship with this leader?

[VAR: ONGOREL1]

<u>RESPONSE</u>	<u>PUNCH</u>	<u>YEAR</u>														
		<u>1972-82</u>	<u>1982B</u>	<u>1983-87</u>	<u>1987B</u>	<u>1988-91</u>	<u>1993-98</u>	<u>2000</u>	<u>2002</u>	<u>2004</u>	<u>2006</u>	<u>2008</u>	<u>2010</u>	<u>2012</u>	<u>2014</u>	<u>ALL</u>
Yes	1	0	0	0	0	0	0	0	0	0	0	2	0	0	0	2
No	2	0	0	0	0	0	0	0	0	0	0	20	0	0	0	20
Not applicable	IAP	13626	354	7542	353	5907	10334	2817	2765	2812	4510	2001	2044	1974	2538	59577

B. Did you become involved in an ongoing relationship with this leader?

[VAR: ONGOREL2]

<u>RESPONSE</u>	<u>PUNCH</u>	<u>YEAR</u>														
		<u>1972-82</u>	<u>1982B</u>	<u>1983-87</u>	<u>1987B</u>	<u>1988-91</u>	<u>1993-98</u>	<u>2000</u>	<u>2002</u>	<u>2004</u>	<u>2006</u>	<u>2008</u>	<u>2010</u>	<u>2012</u>	<u>2014</u>	<u>ALL</u>
Yes	1	0	0	0	0	0	0	0	0	0	0	1	0	0	0	1
No	2	0	0	0	0	0	0	0	0	0	0	5	0	0	0	5
Not applicable	IAP	13626	354	7542	353	5907	10334	2817	2765	2812	4510	2017	2044	1974	2538	59593

C. Did you become involved in an ongoing relationship with this leader?

[VAR: ONGOREL3]

<u>RESPONSE</u>	<u>PUNCH</u>	<u>YEAR</u>														
		<u>1972-82</u>	<u>1982B</u>	<u>1983-87</u>	<u>1987B</u>	<u>1988-91</u>	<u>1993-98</u>	<u>2000</u>	<u>2002</u>	<u>2004</u>	<u>2006</u>	<u>2008</u>	<u>2010</u>	<u>2012</u>	<u>2014</u>	<u>ALL</u>
Yes	1	0	0	0	0	0	0	0	0	0	0	0	0	0	0	0
No	2	0	0	0	0	0	0	0	0	0	0	2	0	0	0	2
Not applicable	IAP	13626	354	7542	353	5907	10334	2817	2765	2812	4510	2021	2044	1974	2538	59597

1362. A. Did this leader say or do anything to try to keep you from telling other people about the relationship?

[VAR: HUSHREL1]

<u>RESPONSE</u>	<u>PUNCH</u>	<u>YEAR</u>														
		<u>1972-82</u>	<u>1982B</u>	<u>1983-87</u>	<u>1987B</u>	<u>1988-91</u>	<u>1993-98</u>	<u>2000</u>	<u>2002</u>	<u>2004</u>	<u>2006</u>	<u>2008</u>	<u>2010</u>	<u>2012</u>	<u>2014</u>	<u>ALL</u>
Yes	1	0	0	0	0	0	0	0	0	0	0	1	0	0	0	1
No	2	0	0	0	0	0	0	0	0	0	0	1	0	0	0	1
Not applicable	IAP	13626	354	7542	353	5907	10334	2817	2765	2812	4510	2021	2044	1974	2538	59597

B. Did this leader say or do anything to try to keep you from telling other people about the relationship?

[VAR: HUSHREL2]

<u>RESPONSE</u>	<u>PUNCH</u>	<u>YEAR</u>														
		<u>1972-82</u>	<u>1982B</u>	<u>1983-87</u>	<u>1987B</u>	<u>1988-91</u>	<u>1993-98</u>	<u>2000</u>	<u>2002</u>	<u>2004</u>	<u>2006</u>	<u>2008</u>	<u>2010</u>	<u>2012</u>	<u>2014</u>	<u>ALL</u>
Yes	1	0	0	0	0	0	0	0	0	0	0	1	0	0	0	1
No	2	0	0	0	0	0	0	0	0	0	0	0	0	0	0	0
Not applicable	IAP	13626	354	7542	353	5907	10334	2817	2765	2812	4510	2022	2044	1974	2538	59598

C. Did this leader say or do anything to try to keep you from telling other people about the relationship?

[VAR: HUSHREL3]

<u>RESPONSE</u>	<u>PUNCH</u>	<u>YEAR</u>														
		<u>1972-82</u>	<u>1982B</u>	<u>1983-87</u>	<u>1987B</u>	<u>1988-91</u>	<u>1993-98</u>	<u>2000</u>	<u>2002</u>	<u>2004</u>	<u>2006</u>	<u>2008</u>	<u>2010</u>	<u>2012</u>	<u>2014</u>	<u>ALL</u>
Yes	1	0	0	0	0	0	0	0	0	0	0	0	0	0	0	0
No	2	0	0	0	0	0	0	0	0	0	0	0	0	0	0	0
Not applicable	IAP	13626	354	7542	353	5907	10334	2817	2765	2812	4510	2023	2044	1974	2538	59599

1363. A. Have you ever told anyone about this experience?

[VAR: TOLDEXP1]

<u>RESPONSE</u>	<u>PUNCH</u>	<u>YEAR</u>														
		<u>1972-82</u>	<u>1982B</u>	<u>1983-87</u>	<u>1987B</u>	<u>1988-91</u>	<u>1993-98</u>	<u>2000</u>	<u>2002</u>	<u>2004</u>	<u>2006</u>	<u>2008</u>	<u>2010</u>	<u>2012</u>	<u>2014</u>	<u>ALL</u>
Yes	1	0	0	0	0	0	0	0	0	0	0	15	0	0	0	15
No	2	0	0	0	0	0	0	0	0	0	0	7	0	0	0	7
Not applicable	IAP	13626	354	7542	353	5907	10334	2817	2765	2812	4510	2001	2044	1974	2538	59577

B. Have you ever told anyone about this experience?

[VAR: TOLDEXP2]

<u>RESPONSE</u>	<u>PUNCH</u>	<u>YEAR</u>														
		<u>1972-82</u>	<u>1982B</u>	<u>1983-87</u>	<u>1987B</u>	<u>1988-91</u>	<u>1993-98</u>	<u>2000</u>	<u>2002</u>	<u>2004</u>	<u>2006</u>	<u>2008</u>	<u>2010</u>	<u>2012</u>	<u>2014</u>	<u>ALL</u>
Yes	1	0	0	0	0	0	0	0	0	0	0	4	0	0	0	4
No	2	0	0	0	0	0	0	0	0	0	0	2	0	0	0	2
Not applicable	IAP	13626	354	7542	353	5907	10334	2817	2765	2812	4510	2017	2044	1974	2538	59593

C. Have you ever told anyone about this experience?

[VAR: TOLDEXP3]

<u>RESPONSE</u>	<u>PUNCH</u>	<u>YEAR</u>														
		<u>1972-82</u>	<u>1982B</u>	<u>1983-87</u>	<u>1987B</u>	<u>1988-91</u>	<u>1993-98</u>	<u>2000</u>	<u>2002</u>	<u>2004</u>	<u>2006</u>	<u>2008</u>	<u>2010</u>	<u>2012</u>	<u>2014</u>	<u>ALL</u>
Yes	1	0	0	0	0	0	0	0	0	0	0	1	0	0	0	1
No	2	0	0	0	0	0	0	0	0	0	0	1	0	0	0	1
Not applicable	IAP	13626	354	7542	353	5907	10334	2817	2765	2812	4510	2021	2044	1974	2538	59597

1364. A. Did you ever tell anyone in a position of authority in your congregation, denomination, or religious group about this experience?

[VAR: TOLDREL1]

<u>RESPONSE</u>	<u>PUNCH</u>	<u>YEAR</u>														
		<u>1972-82</u>	<u>1982B</u>	<u>1983-87</u>	<u>1987B</u>	<u>1988-91</u>	<u>1993-98</u>	<u>2000</u>	<u>2002</u>	<u>2004</u>	<u>2006</u>	<u>2008</u>	<u>2010</u>	<u>2012</u>	<u>2014</u>	<u>ALL</u>
Yes	1	0	0	0	0	0	0	0	0	0	0	2	0	0	0	2
No	2	0	0	0	0	0	0	0	0	0	0	13	0	0	0	13
Not applicable	IAP	13626	354	7542	353	5907	10334	2817	2765	2812	4510	2008	2044	1974	2538	59584

B. Did you ever tell anyone in a position of authority in your congregation, denomination, or religious group about this experience?

[VAR: TOLDREL2]

<u>RESPONSE</u>	<u>PUNCH</u>	<u>YEAR</u>														
		<u>1972-82</u>	<u>1982B</u>	<u>1983-87</u>	<u>1987B</u>	<u>1988-91</u>	<u>1993-98</u>	<u>2000</u>	<u>2002</u>	<u>2004</u>	<u>2006</u>	<u>2008</u>	<u>2010</u>	<u>2012</u>	<u>2014</u>	<u>ALL</u>
Yes	1	0	0	0	0	0	0	0	0	0	0	0	0	0	0	0
No	2	0	0	0	0	0	0	0	0	0	0	4	0	0	0	4
Not applicable	IAP	13626	354	7542	353	5907	10334	2817	2765	2812	4510	2019	2044	1974	2538	59595

C. Did you ever tell anyone in a position of authority in your congregation, denomination, or religious group about this experience?

[VAR: TOLDREL3]

<u>RESPONSE</u>	<u>PUNCH</u>	<u>YEAR</u>														
		<u>1972-82</u>	<u>1982B</u>	<u>1983-87</u>	<u>1987B</u>	<u>1988-91</u>	<u>1993-98</u>	<u>2000</u>	<u>2002</u>	<u>2004</u>	<u>2006</u>	<u>2008</u>	<u>2010</u>	<u>2012</u>	<u>2014</u>	<u>ALL</u>
Yes	1	0	0	0	0	0	0	0	0	0	0	0	0	0	0	0
No	2	0	0	0	0	0	0	0	0	0	0	1	0	0	0	1
Not applicable	IAP	13626	354	7542	353	5907	10334	2817	2765	2812	4510	2022	2044	1974	2538	59598

1365. Do you know of other people who, as adults, were the object of sexual advances or propositions from a minister, priest, rabbi, or other clergyperson or religious leader in a place you were attending religious services?

[VAR: KNWCLSEX]

<u>RESPONSE</u>	<u>PUNCH</u>	<u>YEAR</u>														
		<u>1972-82</u>	<u>1982B</u>	<u>1983-87</u>	<u>1987B</u>	<u>1988-91</u>	<u>1993-98</u>	<u>2000</u>	<u>2002</u>	<u>2004</u>	<u>2006</u>	<u>2008</u>	<u>2010</u>	<u>2012</u>	<u>2014</u>	<u>ALL</u>
Yes	1	0	0	0	0	0	0	0	0	0	0	162	0	0	0	162
No	2	0	0	0	0	0	0	0	0	0	0	1600	0	0	0	1600
Don't Know	8	0	0	0	0	0	0	0	0	0	0	3	0	0	0	3
No answer	9	0	0	0	0	0	0	0	0	0	0	25	0	0	0	25
Not applicable	IAP	13626	354	7542	353	5907	10334	2817	2765	2812	4510	233	2044	1974	2538	57809

1366. Were any of these adults close friends or family members of yours at the time they experienced this sexual advance?

[VAR: CLSCLSEX]

<u>RESPONSE</u>	<u>PUNCH</u>	<u>YEAR</u>														
		<u>1972-82</u>	<u>1982B</u>	<u>1983-87</u>	<u>1987B</u>	<u>1988-91</u>	<u>1993-98</u>	<u>2000</u>	<u>2002</u>	<u>2004</u>	<u>2006</u>	<u>2008</u>	<u>2010</u>	<u>2012</u>	<u>2014</u>	<u>ALL</u>
Yes	1	0	0	0	0	0	0	0	0	0	0	74	0	0	0	74
No	2	0	0	0	0	0	0	0	0	0	0	88	0	0	0	88
Not applicable	IAP	13626	354	7542	353	5907	10334	2817	2765	2812	4510	1861	2044	1974	2538	59437

1367. Was the SAQ respondent administered or Interviewer administered?

[VAR: CLRGMODE]

<u>RESPONSE</u>	<u>PUNCH</u>	<u>YEAR</u>														
		<u>1972-82</u>	<u>1982B</u>	<u>1983-87</u>	<u>1987B</u>	<u>1988-91</u>	<u>1993-98</u>	<u>2000</u>	<u>2002</u>	<u>2004</u>	<u>2006</u>	<u>2008</u>	<u>2010</u>	<u>2012</u>	<u>2014</u>	<u>ALL</u>
Interviewed	1	0	0	0	0	0	0	0	0	0	0	531	0	0	0	531
Self administered	2	0	0	0	0	0	0	0	0	0	0	1259	0	0	0	1259
Not applicable	IAP	13626	354	7542	353	5907	10334	2817	2765	2812	4510	233	2044	1974	2538	57809

**The 1985 ISSP Module: Role of Government I
(Qs. PUBDEF-AIDHOUSE)**

**The 1990 ISSP Module: Role of Government II
(Qs. OBEYLAW-CRIMTAIL, VERDICT, PROGTAX-EQINCOME,
SETWAGE-SPENVIRO, LABORPOW-POLINT)**

**The 1996 ISSP Module: Role of Government III
(Qs. OBEYLAW, PROTEST1 ,PROTEST3 ,PROTEST6, REVSPEAK,
REVPUB, VERDICT-PROGTAX, EQINCOME, SETWAGE-SPARTS
LABORPOW-GOVTPOW, JOBSALL-AIDHOUSE, POLINT-CUTDEBT)**

**The 2006 ISSP Module: Role of Government IV
(OBEYLAW, PROTEST1, PROTEST3, PROTEST6, REVSPEAK, REVPUB,
VERDICT, DATABANK, POLEFF3, CUTGOVT-SPARTS,
JOBSALL-AIDHOUSE, POLINT, GRNLAWS, POLEFF11, POLEFF13
POLEFF15-POLEFF17, HELPHLTH-PEOCNTCT)**

Questions PUBDEF-EQUALIZE appeared only on Form 1 if asked in 1985. See Appendices P, Q, and R. See GSS Methodological Report No. 42.

1368. A. Suppose a newspaper got hold of confidential government papers about defense plans and wanted to publish them.

Should the newspaper be allowed to publish the papers? Or should the government have the power to prevent publication?

[VAR: PUBDEF]

<u>RESPONSE</u>	<u>PUNCH</u>	<u>YEAR</u>														
		<u>1972-82</u>	<u>1982B</u>	<u>1983-87</u>	<u>1987B</u>	<u>1988-91</u>	<u>1993-98</u>	<u>2000</u>	<u>2002</u>	<u>2004</u>	<u>2006</u>	<u>2008</u>	<u>2010</u>	<u>2012</u>	<u>2014</u>	<u>ALL</u>
Allowed to publish	1	0	0	97	0	0	0	0	0	0	0	0	0	0	0	97
Prevent publication	2	0	0	479	0	0	0	0	0	0	0	0	0	0	0	479
Can't choose	8	0	0	84	0	0	0	0	0	0	0	0	0	0	0	84
No answer	9	0	0	17	0	0	0	0	0	0	0	0	0	0	0	17
Not applicable (Did not do ISSP)	IAP	13626	354	6865	353	5907	10334	2817	2765	2812	4510	2023	2044	1974	2538	58922

B. Now suppose the confidential government papers were about economic plans.

Should the newspaper be allowed to publish the papers? Or should the government have the power to prevent publication?

[VAR: PUBECON]

<u>RESPONSE</u>	<u>PUNCH</u>	<u>YEAR</u>														
		<u>1972-82</u>	<u>1982B</u>	<u>1983-87</u>	<u>1987B</u>	<u>1988-91</u>	<u>1993-98</u>	<u>2000</u>	<u>2002</u>	<u>2004</u>	<u>2006</u>	<u>2008</u>	<u>2010</u>	<u>2012</u>	<u>2014</u>	<u>ALL</u>
Allowed to publish	1	0	0	359	0	0	0	0	0	0	0	0	0	0	0	359
Prevent publication	2	0	0	227	0	0	0	0	0	0	0	0	0	0	0	227
Can't choose	8	0	0	70	0	0	0	0	0	0	0	0	0	0	0	70
No answer	9	0	0	21	0	0	0	0	0	0	0	0	0	0	0	21
Not applicable (Did not do ISSP)	IAP	13626	354	6865	353	5907	10334	2817	2765	2812	4510	2023	2044	1974	2538	58922

1369. Do you approve or disapprove of the way Barack Obama is handling his job as president?

[VAR: PRESPOP]

<u>RESPONSE</u>	<u>PUNCH</u>	<u>YEAR</u>														
		<u>1972-82</u>	<u>1982B</u>	<u>1983-87</u>	<u>1987B</u>	<u>1988-91</u>	<u>1993-98</u>	<u>2000</u>	<u>2002</u>	<u>2004</u>	<u>2006</u>	<u>2008</u>	<u>2010</u>	<u>2012</u>	<u>2014</u>	<u>ALL</u>
Approve	1	0	0	0	0	0	0	0	0	0	0	0	0	633	0	633
Disapprove	2	0	0	0	0	0	0	0	0	0	0	0	0	541	0	541
Don't know	8	0	0	0	0	0	0	0	0	0	0	0	0	91	0	91
No answer	9	0	0	0	0	0	0	0	0	0	0	0	0	34	0	34
Not applicable	IAP	13626	354	7542	353	5907	10334	2817	2765	2812	4510	2023	2044	675	2538	58300

1370. Since [CURRENT MONTH] 1st of last year, have you done any volunteer activities through or for an organization?

[VAR: VOLACTYR]

<u>RESPONSE</u>	<u>PUNCH</u>	<u>YEAR</u>														
		<u>1972-82</u>	<u>1982B</u>	<u>1983-87</u>	<u>1987B</u>	<u>1988-91</u>	<u>1993-98</u>	<u>2000</u>	<u>2002</u>	<u>2004</u>	<u>2006</u>	<u>2008</u>	<u>2010</u>	<u>2012</u>	<u>2014</u>	<u>ALL</u>
Yes	1	0	0	0	0	0	0	0	0	0	0	0	0	517	0	517
No	2	0	0	0	0	0	0	0	0	0	0	0	0	777	0	777
Don't know	8	0	0	0	0	0	0	0	0	0	0	0	0	0	0	0
No answer	9	0	0	0	0	0	0	0	0	0	0	0	0	5	0	5
Not applicable	IAP	13626	354	7542	353	5907	10334	2817	2765	2812	4510	2023	2044	675	2538	58300

1371. Sometimes people don't think of activities they do infrequently or activities they do for children's schools or youth organizations as volunteer activities. Since [CURRENT MONTH] 1st of last year, have you done any of these types of volunteer activities?

[VAR: VOLACTY2]

RESPONSE	PUNCH	YEAR															
		1972-82	1982B	1983-87	1987B	1988-91	1993-98	2000	2002	2004	2006	2008	2010	2012	2014	ALL	
Yes	1	0	0	0	0	0	0	0	0	0	0	0	0	0	96	0	96
No	2	0	0	0	0	0	0	0	0	0	0	0	0	0	681	0	681
Don't know	8	0	0	0	0	0	0	0	0	0	0	0	0	0	0	0	0
No answer	9	0	0	0	0	0	0	0	0	0	0	0	0	0	5	0	5
Not applicable	IAP	13626	354	7542	353	5907	10334	2817	2765	2812	4510	2023	2044	1192	2538	58817	

1372. How much influence does the average citizen have on politics: None, a little, some, quite a bit, or a great deal?

[VAR: POLEFY3]

RESPONSE	PUNCH	YEAR															
		1972-82	1982B	1983-87	1987B	1988-91	1993-98	2000	2002	2004	2006	2008	2010	2012	2014	ALL	
None	1	0	0	0	0	0	0	0	0	0	0	0	0	0	95	0	95
A little	2	0	0	0	0	0	0	0	0	0	0	0	0	0	206	0	206
Some	3	0	0	0	0	0	0	0	0	0	0	0	0	0	189	0	189
Quite a bit	4	0	0	0	0	0	0	0	0	0	0	0	0	0	69	0	69
A great deal	5	0	0	0	0	0	0	0	0	0	0	0	0	0	52	0	52
Don't know	8	0	0	0	0	0	0	0	0	0	0	0	0	0	32	0	32
No answer	9	0	0	0	0	0	0	0	0	0	0	0	0	0	3	0	3
Not applicable	IAP	13626	354	7542	353	5907	10334	2817	2765	2812	4510	2023	2044	1328	2538	58953	

1373. How much say do people like you have about what the government does: None, a little, some, quite a bit, or a great deal?

[VAR: POLEFY11]

RESPONSE	PUNCH	YEAR															
		1972-82	1982B	1983-87	1987B	1988-91	1993-98	2000	2002	2004	2006	2008	2010	2012	2014	ALL	
None	1	0	0	0	0	0	0	0	0	0	0	0	0	0	162	0	162
A little	2	0	0	0	0	0	0	0	0	0	0	0	0	0	224	0	224
Some	3	0	0	0	0	0	0	0	0	0	0	0	0	0	170	0	170
Quite a bit	4	0	0	0	0	0	0	0	0	0	0	0	0	0	40	0	40
A great deal	5	0	0	0	0	0	0	0	0	0	0	0	0	0	23	0	23
Don't know	8	0	0	0	0	0	0	0	0	0	0	0	0	0	23	0	23
No answer	9	0	0	0	0	0	0	0	0	0	0	0	0	0	4	0	4
Not applicable	IAP	13626	354	7542	353	5907	10334	2817	2765	2812	4510	2023	2044	1328	2538	58953	

1374. How good is your understanding of the important political issues facing our country: Not at all, a little, somewhat, very, or extremely?

[VAR: POLEFY13]

<u>RESPONSE</u>	<u>PUNCH</u>	<u>YEAR</u>														
		<u>1972-82</u>	<u>1982B</u>	<u>1983-87</u>	<u>1987B</u>	<u>1988-91</u>	<u>1993-98</u>	<u>2000</u>	<u>2002</u>	<u>2004</u>	<u>2006</u>	<u>2008</u>	<u>2010</u>	<u>2012</u>	<u>2014</u>	<u>ALL</u>
Not at all	1	0	0	0	0	0	0	0	0	0	0	0	0	29	0	29
A little	2	0	0	0	0	0	0	0	0	0	0	0	0	117	0	117
Somewhat	3	0	0	0	0	0	0	0	0	0	0	0	0	284	0	284
Very	4	0	0	0	0	0	0	0	0	0	0	0	0	152	0	152
Extremely	5	0	0	0	0	0	0	0	0	0	0	0	0	41	0	41
Don't know	8	0	0	0	0	0	0	0	0	0	0	0	0	19	0	19
No answer	9	0	0	0	0	0	0	0	0	0	0	0	0	4	0	4
Not applicable	IAP	13626	354	7542	353	5907	10334	2817	2765	2812	4510	2023	2044	1328	2538	58953

1375. Compared to most people, how informed are you about politics: not at all, a little, somewhat, very, or extremely?

[VAR: POLEFY15]

<u>RESPONSE</u>	<u>PUNCH</u>	<u>YEAR</u>														
		<u>1972-82</u>	<u>1982B</u>	<u>1983-87</u>	<u>1987B</u>	<u>1988-91</u>	<u>1993-98</u>	<u>2000</u>	<u>2002</u>	<u>2004</u>	<u>2006</u>	<u>2008</u>	<u>2010</u>	<u>2012</u>	<u>2014</u>	<u>ALL</u>
Not at all	1	0	0	0	0	0	0	0	0	0	0	0	0	49	0	49
A little	2	0	0	0	0	0	0	0	0	0	0	0	0	142	0	142
Somewhat	3	0	0	0	0	0	0	0	0	0	0	0	0	256	0	256
Very	4	0	0	0	0	0	0	0	0	0	0	0	0	143	0	143
Extremely	5	0	0	0	0	0	0	0	0	0	0	0	0	46	0	46
Don't know	8	0	0	0	0	0	0	0	0	0	0	0	0	8	0	8
No answer	9	0	0	0	0	0	0	0	0	0	0	0	0	2	0	2
Not applicable	IAP	13626	354	7542	353	5907	10334	2817	2765	2812	4510	2023	2044	1328	2538	58953

1376. How often do the people we elect to Congress try to keep the promises they have made during the election: Never, rarely, sometimes, very often, or extremely often?

[VAR: POLEFY16]

<u>RESPONSE</u>	<u>PUNCH</u>	<u>YEAR</u>														
		<u>1972-82</u>	<u>1982B</u>	<u>1983-87</u>	<u>1987B</u>	<u>1988-91</u>	<u>1993-98</u>	<u>2000</u>	<u>2002</u>	<u>2004</u>	<u>2006</u>	<u>2008</u>	<u>2010</u>	<u>2012</u>	<u>2014</u>	<u>ALL</u>
Never	1	0	0	0	0	0	0	0	0	0	0	0	0	59	0	59
Rarely	2	0	0	0	0	0	0	0	0	0	0	0	0	215	0	215
Sometimes	3	0	0	0	0	0	0	0	0	0	0	0	0	288	0	288
Very often	4	0	0	0	0	0	0	0	0	0	0	0	0	49	0	49
Extremely often	5	0	0	0	0	0	0	0	0	0	0	0	0	5	0	5
Don't know	8	0	0	0	0	0	0	0	0	0	0	0	0	28	0	28
No answer	9	0	0	0	0	0	0	0	0	0	0	0	0	2	0	2
Not applicable	IAP	13626	354	7542	353	5907	10334	2817	2765	2812	4510	2023	2044	1328	2538	58953

1377. How many government administrators can be trusted to do what is best for the country: None, a few, some, most, or all?

[VAR: POLEFY17]

<u>RESPONSE</u>	<u>PUNCH</u>	<u>YEAR</u>														
		<u>1972-82</u>	<u>1982B</u>	<u>1983-87</u>	<u>1987B</u>	<u>1988-91</u>	<u>1993-98</u>	<u>2000</u>	<u>2002</u>	<u>2004</u>	<u>2006</u>	<u>2008</u>	<u>2010</u>	<u>2012</u>	<u>2014</u>	<u>ALL</u>
None	1	0	0	0	0	0	0	0	0	0	0	0	0	62	0	62
A few	2	0	0	0	0	0	0	0	0	0	0	0	0	247	0	247
Some	3	0	0	0	0	0	0	0	0	0	0	0	0	241	0	241
Most	4	0	0	0	0	0	0	0	0	0	0	0	0	59	0	59
All	5	0	0	0	0	0	0	0	0	0	0	0	0	5	0	5
Don't know	8	0	0	0	0	0	0	0	0	0	0	0	0	31	0	31
No answer	9	0	0	0	0	0	0	0	0	0	0	0	0	1	0	1
Not applicable	IAP	13626	354	7542	353	5907	10334	2817	2765	2812	4510	2023	2044	1328	2538	58953

1378. INTERVIEWER: PLEASE RECORD THE COLOR FROM THE COLOR CARD THAT MOST CLOSELY CORRESPONDS TO THE RESPONDENT'S FACIAL COLORING.

[VAR: RATETONE]

RESPONSE	PUNCH	YEAR														
		1972-82	1982B	1983-87	1987B	1988-91	1993-98	2000	2002	2004	2006	2008	2010	2012	2014	ALL
1 - Lightest	1	0	0	0	0	0	0	0	0	0	0	0	0	561	1045	1606
2	2	0	0	0	0	0	0	0	0	0	0	0	0	531	513	1044
3	3	0	0	0	0	0	0	0	0	0	0	0	0	234	247	481
4	4	0	0	0	0	0	0	0	0	0	0	0	0	106	102	208
5	5	0	0	0	0	0	0	0	0	0	0	0	0	72	86	158
6	6	0	0	0	0	0	0	0	0	0	0	0	0	45	60	105
7	7	0	0	0	0	0	0	0	0	0	0	0	0	65	58	123
8	8	0	0	0	0	0	0	0	0	0	0	0	0	49	39	88
9	9	0	0	0	0	0	0	0	0	0	0	0	0	17	28	45
10 - Darkest	10	0	0	0	0	0	0	0	0	0	0	0	0	18	6	24
Don't know	98	0	0	0	0	0	0	0	0	0	0	0	0	0	0	0
No answer	99	0	0	0	0	0	0	0	0	0	0	0	0	276	354	630
Not applicable	IAP	13626	354	7542	353	5907	10334	2817	2765	2812	4510	2023	2044	0	0	55087

REMARKS: The change in distributions between 2012 and 2014 does not reflect any real change in the distribution of this variable. It appears to result mostly from a slightly lighter shading used for the Lightest (code 1) category in 2012 than in 2014. This drew in fewer ratings in 2012 than the slightly darker Lightest (code 1) category displayed in 2014. The differences in distributions are mostly limited to changes between codes 1 and codes 2.

1379. In general, would you say that people should obey the law without exception, or are there exceptional occasions on which people should follow their consciences even if it means breaking the law? (CIRCLE ONE ANSWER)

[VAR: OBEYLAW]

RESPONSE	PUNCH	YEAR														
		1972-82	1982B	1983-87	1987B	1988-91	1993-98	2000	2002	2004	2006	2008	2010	2012	2014	ALL
Obey law	1	0	0	269	0	476	535	0	0	0	799	0	0	0	0	2079
Follow consciences	2	0	0	354	0	634	717	0	0	0	709	0	0	0	0	2414
Can't choose	8	0	0	45	0	72	64	0	0	0	9	0	0	0	0	190
No answer	9	0	0	9	0	35	16	0	0	0	1	0	0	0	0	61
Not applicable (Did not do ISSP)	IAP	13626	354	6865	353	4690	9002	2817	2765	2812	2992	2023	2044	1974	2538	54855

1380. There are many ways people or organizations can protest against a government action they strongly oppose. Please show which you think should be allowed and which should not be allowed by circling a number after each question.

A. Organizing public meetings to protest against the government.

[VAR: PROTEST1]

RESPONSE	PUNCH	YEAR														
		<u>1972-82</u>	<u>1982B</u>	<u>1983-87</u>	<u>1987B</u>	<u>1988-91</u>	<u>1993-98</u>	<u>2000</u>	<u>2002</u>	<u>2004</u>	<u>2006</u>	<u>2008</u>	<u>2010</u>	<u>2012</u>	<u>2014</u>	<u>ALL</u>
Definitely allowed	1	0	0	315	0	554	697	0	0	0	877	0	0	0	0	2443
Probably allowed	2	0	0	177	0	318	357	0	0	0	408	0	0	0	0	1260
Probably not allowed	3	0	0	81	0	163	102	0	0	0	132	0	0	0	0	478
Definitely not allowed	4	0	0	58	0	110	108	0	0	0	85	0	0	0	0	361
Can't choose	8	0	0	30	0	53	61	0	0	0	16	0	0	0	0	160
No answer	9	0	0	16	0	19	7	0	0	0	0	0	0	0	0	42
Not applicable (Did not do ISSP)	IAP	13626	354	6865	353	4690	9002	2817	2765	2812	2992	2023	2044	1974	2538	54855

B. Publishing pamphlets to protest against the government.

[VAR: PROTEST2]

RESPONSE	PUNCH	YEAR														
		<u>1972-82</u>	<u>1982B</u>	<u>1983-87</u>	<u>1987B</u>	<u>1988-91</u>	<u>1993-98</u>	<u>2000</u>	<u>2002</u>	<u>2004</u>	<u>2006</u>	<u>2008</u>	<u>2010</u>	<u>2012</u>	<u>2014</u>	<u>ALL</u>
Definitely allowed	1	0	0	259	0	469	0	0	0	0	0	0	0	0	0	728
Probably allowed	2	0	0	164	0	326	0	0	0	0	0	0	0	0	0	490
Probably not allowed	3	0	0	104	0	188	0	0	0	0	0	0	0	0	0	292
Definitely not allowed	4	0	0	96	0	145	0	0	0	0	0	0	0	0	0	241
Can't choose	8	0	0	30	0	64	0	0	0	0	0	0	0	0	0	94
No answer	9	0	0	24	0	25	0	0	0	0	0	0	0	0	0	49
Not applicable (Did not do ISSP)	IAP	13626	354	6865	353	4690	10334	2817	2765	2812	4510	2023	2044	1974	2538	57705

C. Organizing protest marches and demonstrations.

[VAR: PROTEST3]

<u>RESPONSE</u>	<u>PUNCH</u>	<u>YEAR</u>														
		<u>1972-82</u>	<u>1982B</u>	<u>1983-87</u>	<u>1987B</u>	<u>1988-91</u>	<u>1993-98</u>	<u>2000</u>	<u>2002</u>	<u>2004</u>	<u>2006</u>	<u>2008</u>	<u>2010</u>	<u>2012</u>	<u>2014</u>	<u>ALL</u>
Definitely allowed	1	0	0	227	0	429	611	0	0	0	806	0	0	0	0	2073
Probably allowed	2	0	0	181	0	377	398	0	0	0	452	0	0	0	0	1408
Probably not allowed	3	0	0	117	0	192	140	0	0	0	156	0	0	0	0	605
Definitely not allowed	4	0	0	90	0	131	109	0	0	0	88	0	0	0	0	418
Can't choose	8	0	0	37	0	61	50	0	0	0	16	0	0	0	0	164
No answer	9	0	0	25	0	27	24	0	0	0	0	0	0	0	0	76
Not applicable (Did not do ISSP)	IAP	13626	354	6865	353	4690	9002	2817	2765	2812	2992	2023	2044	1974	2538	54855

D. Occupying a government office and stopping work there for several days.

[VAR: PROTEST4]

<u>RESPONSE</u>	<u>PUNCH</u>	<u>YEAR</u>														
		<u>1972-82</u>	<u>1982B</u>	<u>1983-87</u>	<u>1987B</u>	<u>1988-91</u>	<u>1993-98</u>	<u>2000</u>	<u>2002</u>	<u>2004</u>	<u>2006</u>	<u>2008</u>	<u>2010</u>	<u>2012</u>	<u>2014</u>	<u>ALL</u>
Definitely allowed	1	0	0	19	0	43	0	0	0	0	0	0	0	0	0	62
Probably allowed	2	0	0	30	0	98	0	0	0	0	0	0	0	0	0	128
Probably not allowed	3	0	0	162	0	326	0	0	0	0	0	0	0	0	0	488
Definitely not allowed	4	0	0	394	0	643	0	0	0	0	0	0	0	0	0	1037
Can't choose	8	0	0	44	0	81	0	0	0	0	0	0	0	0	0	125
No answer	9	0	0	28	0	26	0	0	0	0	0	0	0	0	0	54
Not applicable (Did not do ISSP)	IAP	13626	354	6865	353	4690	10334	2817	2765	2812	4510	2023	2044	1974	2538	57705

E. Seriously damaging government buildings.

[VAR: PROTEST5]

<u>RESPONSE</u>	<u>PUNCH</u>	<u>YEAR</u>														
		<u>1972-82</u>	<u>1982B</u>	<u>1983-87</u>	<u>1987B</u>	<u>1988-91</u>	<u>1993-98</u>	<u>2000</u>	<u>2002</u>	<u>2004</u>	<u>2006</u>	<u>2008</u>	<u>2010</u>	<u>2012</u>	<u>2014</u>	<u>ALL</u>
Definitely allowed	1	0	0	13	0	23	0	0	0	0	0	0	0	0	0	36
Probably allowed	2	0	0	6	0	24	0	0	0	0	0	0	0	0	0	30
Probably not allowed	3	0	0	30	0	81	0	0	0	0	0	0	0	0	0	111
Definitely not allowed	4	0	0	567	0	997	0	0	0	0	0	0	0	0	0	1564
Can't choose	8	0	0	35	0	66	0	0	0	0	0	0	0	0	0	101
No answer	9	0	0	26	0	26	0	0	0	0	0	0	0	0	0	52
Not applicable (Did not do ISSP)	IAP	13626	354	6865	353	4690	10334	2817	2765	2812	4510	2023	2044	1974	2538	57705

F. Organizing a nationwide strike of all workers against the government.

[VAR: PROTEST6]

<u>RESPONSE</u>	<u>PUNCH</u>	<u>YEAR</u>														
		<u>1972-82</u>	<u>1982B</u>	<u>1983-87</u>	<u>1987B</u>	<u>1988-91</u>	<u>1993-98</u>	<u>2000</u>	<u>2002</u>	<u>2004</u>	<u>2006</u>	<u>2008</u>	<u>2010</u>	<u>2012</u>	<u>2014</u>	<u>ALL</u>
Definitely allowed	1	0	0	58	0	104	218	0	0	0	266	0	0	0	0	646
Probably allowed	2	0	0	66	0	182	272	0	0	0	360	0	0	0	0	880
Probably not allowed	3	0	0	119	0	224	360	0	0	0	439	0	0	0	0	1142
Definitely not allowed	4	0	0	368	0	589	368	0	0	0	431	0	0	0	0	1756
Can't choose	8	0	0	41	0	91	85	0	0	0	22	0	0	0	0	239
No answer	9	0	0	25	0	27	29	0	0	0	0	0	0	0	0	81
Not applicable (Did not do ISSP)	IAP	13626	354	6865	353	4690	9002	2817	2765	2812	2992	2023	2044	1974	2538	54855

1381. There are some people whose views are considered extreme by the majority.
 First, consider people who want to overthrow the government by revolution.
 Please circle a number after each question to show if you think such people should be
 allowed to . . .

A. Hold public meetings to express their views.

[VAR: REVSPEAK]

RESPONSE	PUNCH	YEAR														
		<u>1972-82</u>	<u>1982B</u>	<u>1983-87</u>	<u>1987B</u>	<u>1988-91</u>	<u>1993-98</u>	<u>2000</u>	<u>2002</u>	<u>2004</u>	<u>2006</u>	<u>2008</u>	<u>2010</u>	<u>2012</u>	<u>2014</u>	<u>ALL</u>
Definitely allowed	1	0	0	191	0	378	358	0	0	0	731	0	0	0	0	1658
Probably allowed	2	0	0	160	0	307	367	0	0	0	344	0	0	0	0	1178
Probably not allowed	3	0	0	77	0	173	188	0	0	0	193	0	0	0	0	631
Definitely not allowed	4	0	0	219	0	288	326	0	0	0	234	0	0	0	0	1067
Can't choose	8	0	0	24	0	58	61	0	0	0	16	0	0	0	0	159
No answer	9	0	0	6	0	13	32	0	0	0	0	0	0	0	0	51
Not applicable (Did not do ISSP)	IAP	13626	354	6865	353	4690	9002	2817	2765	2812	2992	2023	2044	1974	2538	54855

B. Teach 15 year olds in schools.

[VAR: REVTCH15]

RESPONSE	PUNCH	YEAR														
		<u>1972-82</u>	<u>1982B</u>	<u>1983-87</u>	<u>1987B</u>	<u>1988-91</u>	<u>1993-98</u>	<u>2000</u>	<u>2002</u>	<u>2004</u>	<u>2006</u>	<u>2008</u>	<u>2010</u>	<u>2012</u>	<u>2014</u>	<u>ALL</u>
Definitely allowed	1	0	0	50	0	0	0	0	0	0	0	0	0	0	0	50
Probably allowed	2	0	0	69	0	0	0	0	0	0	0	0	0	0	0	69
Probably not allowed	3	0	0	119	0	0	0	0	0	0	0	0	0	0	0	119
Definitely not allowed	4	0	0	341	0	0	0	0	0	0	0	0	0	0	0	341
Can't choose	8	0	0	36	0	0	0	0	0	0	0	0	0	0	0	36
No answer	9	0	0	62	0	0	0	0	0	0	0	0	0	0	0	62
Not applicable (Did not do ISSP)	IAP	13626	354	6865	353	5907	10334	2817	2765	2812	4510	2023	2044	1974	2538	58922

C. Publish books expressing their views.

[VAR: REVPUB]

<u>RESPONSE</u>	<u>PUNCH</u>	<u>YEAR</u>														
		<u>1972-82</u>	<u>1982B</u>	<u>1983-87</u>	<u>1987B</u>	<u>1988-91</u>	<u>1993-98</u>	<u>2000</u>	<u>2002</u>	<u>2004</u>	<u>2006</u>	<u>2008</u>	<u>2010</u>	<u>2012</u>	<u>2014</u>	<u>ALL</u>
Definitely allowed	1	0	0	170	0	365	407	0	0	0	839	0	0	0	0	1781
Probably allowed	2	0	0	182	0	388	443	0	0	0	439	0	0	0	0	1452
Probably not allowed	3	0	0	88	0	167	156	0	0	0	125	0	0	0	0	536
Definitely not allowed	4	0	0	186	0	215	218	0	0	0	102	0	0	0	0	721
Can't choose	8	0	0	37	0	58	67	0	0	0	13	0	0	0	0	175
No answer	9	0	0	14	0	24	41	0	0	0	0	0	0	0	0	79
Not applicable (Did not do ISSP)	IAP	13626	354	6865	353	4690	9002	2817	2765	2812	2992	2023	2044	1974	2538	54855

1382. Second, consider people who believe that whites are racially superior to all other races.

Circle a number after each question to show if you think such people should be allowed to . . .

A. Hold public meetings to express their views.

[VAR: RACSPEAK]

<u>RESPONSE</u>	<u>PUNCH</u>	<u>YEAR</u>														
		<u>1972-82</u>	<u>1982B</u>	<u>1983-87</u>	<u>1987B</u>	<u>1988-91</u>	<u>1993-98</u>	<u>2000</u>	<u>2002</u>	<u>2004</u>	<u>2006</u>	<u>2008</u>	<u>2010</u>	<u>2012</u>	<u>2014</u>	<u>ALL</u>
Definitely allowed	1	0	0	185	0	308	0	0	0	0	0	0	0	0	0	493
Probably allowed	2	0	0	175	0	387	0	0	0	0	0	0	0	0	0	562
Probably not allowed	3	0	0	101	0	220	0	0	0	0	0	0	0	0	0	321
Definitely not allowed	4	0	0	174	0	217	0	0	0	0	0	0	0	0	0	391
Can't choose	8	0	0	34	0	70	0	0	0	0	0	0	0	0	0	104
No answer	9	0	0	8	0	15	0	0	0	0	0	0	0	0	0	23
Not applicable	IAP	13626	354	6865	353	4690	10334	2817	2765	2812	4510	2023	2044	1974	2538	57705

B. Teach 15 year olds in schools.

[VAR: RACTCH15]

<u>RESPONSE</u>	<u>PUNCH</u>	<u>YEAR</u>														
		<u>1972-82</u>	<u>1982B</u>	<u>1983-87</u>	<u>1987B</u>	<u>1988-91</u>	<u>1993-98</u>	<u>2000</u>	<u>2002</u>	<u>2004</u>	<u>2006</u>	<u>2008</u>	<u>2010</u>	<u>2012</u>	<u>2014</u>	<u>ALL</u>
Definitely allowed	1	0	0	59	0	0	0	0	0	0	0	0	0	0	0	59
Probably allowed	2	0	0	85	0	0	0	0	0	0	0	0	0	0	0	85
Probably not allowed	3	0	0	143	0	0	0	0	0	0	0	0	0	0	0	143
Definitely not allowed	4	0	0	333	0	0	0	0	0	0	0	0	0	0	0	333
Can't choose	8	0	0	43	0	0	0	0	0	0	0	0	0	0	0	43
No answer	9	0	0	14	0	0	0	0	0	0	0	0	0	0	0	14
Not applicable	IAP	13626	354	6865	353	5907	10334	2817	2765	2812	4510	2023	2044	1974	2538	58922

C. Publish books expressing their views.

[VAR: RACPUB]

<u>RESPONSE</u>	<u>PUNCH</u>	<u>YEAR</u>														
		<u>1972-82</u>	<u>1982B</u>	<u>1983-87</u>	<u>1987B</u>	<u>1988-91</u>	<u>1993-98</u>	<u>2000</u>	<u>2002</u>	<u>2004</u>	<u>2006</u>	<u>2008</u>	<u>2010</u>	<u>2012</u>	<u>2014</u>	<u>ALL</u>
Definitely allowed	1	0	0	181	0	316	0	0	0	0	0	0	0	0	0	497
Probably allowed	2	0	0	189	0	405	0	0	0	0	0	0	0	0	0	594
Probably not allowed	3	0	0	95	0	203	0	0	0	0	0	0	0	0	0	298
Definitely not allowed	4	0	0	162	0	191	0	0	0	0	0	0	0	0	0	353
Can't choose	8	0	0	41	0	73	0	0	0	0	0	0	0	0	0	114
No answer	9	0	0	9	0	29	0	0	0	0	0	0	0	0	0	38
Not applicable	IAP	13626	354	6865	353	4690	10334	2817	2765	2812	4510	2023	2044	1974	2538	57705

1383. Suppose the police get an anonymous tip that a man with a long criminal record is planning to break into a warehouse.

Please circle a number for each question to show if you think police should be allowed without a court order to ...

A. Keep the man under surveillance.

[VAR: CRIMTAIL]

RESPONSE	PUNCH	YEAR														
		<u>1972-82</u>	<u>1982B</u>	<u>1983-87</u>	<u>1987B</u>	<u>1988-91</u>	<u>1993-98</u>	<u>2000</u>	<u>2002</u>	<u>2004</u>	<u>2006</u>	<u>2008</u>	<u>2010</u>	<u>2012</u>	<u>2014</u>	<u>ALL</u>
Definitely allowed	1	0	0	516	0	812	0	0	0	0	0	0	0	0	0	1328
Probably allowed	2	0	0	110	0	301	0	0	0	0	0	0	0	0	0	411
Probably not allowed	3	0	0	11	0	29	0	0	0	0	0	0	0	0	0	40
Definitely not allowed	4	0	0	19	0	27	0	0	0	0	0	0	0	0	0	46
Can't choose	8	0	0	10	0	10	0	0	0	0	0	0	0	0	0	20
No answer	9	0	0	11	0	38	0	0	0	0	0	0	0	0	0	49
Not applicable	IAP	13626	354	6865	353	4690	10334	2817	2765	2812	4510	2023	2044	1974	2538	57705

B. Tap his telephone.

[VAR: CRIMTAP]

RESPONSE	PUNCH	YEAR														
		<u>1972-82</u>	<u>1982B</u>	<u>1983-87</u>	<u>1987B</u>	<u>1988-91</u>	<u>1993-98</u>	<u>2000</u>	<u>2002</u>	<u>2004</u>	<u>2006</u>	<u>2008</u>	<u>2010</u>	<u>2012</u>	<u>2014</u>	<u>ALL</u>
Definitely allowed	1	0	0	148	0	227	0	0	0	0	0	0	0	0	0	375
Probably allowed	2	0	0	144	0	317	0	0	0	0	0	0	0	0	0	461
Probably not allowed	3	0	0	157	0	299	0	0	0	0	0	0	0	0	0	456
Definitely not allowed	4	0	0	182	0	270	0	0	0	0	0	0	0	0	0	452
Can't choose	8	0	0	29	0	40	0	0	0	0	0	0	0	0	0	69
No answer	9	0	0	17	0	64	0	0	0	0	0	0	0	0	0	81
Not applicable	IAP	13626	354	6865	353	4690	10334	2817	2765	2812	4510	2023	2044	1974	2538	57705

C. Open his mail.

[VAR: CRIMREAD]

<u>RESPONSE</u>	<u>PUNCH</u>	<u>YEAR</u>														
		<u>1972-82</u>	<u>1982B</u>	<u>1983-87</u>	<u>1987B</u>	<u>1988-91</u>	<u>1993-98</u>	<u>2000</u>	<u>2002</u>	<u>2004</u>	<u>2006</u>	<u>2008</u>	<u>2010</u>	<u>2012</u>	<u>2014</u>	<u>ALL</u>
Definitely allowed	1	0	0	77	0	93	0	0	0	0	0	0	0	0	0	170
Probably allowed	2	0	0	68	0	126	0	0	0	0	0	0	0	0	0	194
Probably not allowed	3	0	0	155	0	340	0	0	0	0	0	0	0	0	0	495
Definitely not allowed	4	0	0	327	0	532	0	0	0	0	0	0	0	0	0	859
Can't choose	8	0	0	33	0	59	0	0	0	0	0	0	0	0	0	92
No answer	9	0	0	17	0	67	0	0	0	0	0	0	0	0	0	84
Not applicable	IAP	13626	354	6865	353	4690	10334	2817	2765	2812	4510	2023	2044	1974	2538	57705

D. Detain the man overnight for questioning.

[VAR: CRIMHOLD]

<u>RESPONSE</u>	<u>PUNCH</u>	<u>YEAR</u>														
		<u>1972-82</u>	<u>1982B</u>	<u>1983-87</u>	<u>1987B</u>	<u>1988-91</u>	<u>1993-98</u>	<u>2000</u>	<u>2002</u>	<u>2004</u>	<u>2006</u>	<u>2008</u>	<u>2010</u>	<u>2012</u>	<u>2014</u>	<u>ALL</u>
Definitely allowed	1	0	0	205	0	283	0	0	0	0	0	0	0	0	0	488
Probably allowed	2	0	0	181	0	351	0	0	0	0	0	0	0	0	0	532
Probably not allowed	3	0	0	101	0	248	0	0	0	0	0	0	0	0	0	349
Definitely not allowed	4	0	0	140	0	222	0	0	0	0	0	0	0	0	0	362
Can't choose	8	0	0	35	0	48	0	0	0	0	0	0	0	0	0	83
No answer	9	0	0	15	0	65	0	0	0	0	0	0	0	0	0	80
Not applicable	IAP	13626	354	6865	353	4690	10334	2817	2765	2812	4510	2023	2044	1974	2538	57705

1384. Now, suppose the tip is about a man without a criminal record.

Please circle a number for each question to show if you think police should be allowed without a court order to...

A. Keep the man under surveillance.

[VAR: MANTAIL]

RESPONSE	PUNCH	YEAR														
		<u>1972-82</u>	<u>1982B</u>	<u>1983-87</u>	<u>1987B</u>	<u>1988-91</u>	<u>1993-98</u>	<u>2000</u>	<u>2002</u>	<u>2004</u>	<u>2006</u>	<u>2008</u>	<u>2010</u>	<u>2012</u>	<u>2014</u>	<u>ALL</u>
Definitely allowed	1	0	0	349	0	0	0	0	0	0	0	0	0	0	0	349
Probably allowed	2	0	0	186	0	0	0	0	0	0	0	0	0	0	0	186
Probably not allowed	3	0	0	54	0	0	0	0	0	0	0	0	0	0	0	54
Definitely not allowed	4	0	0	59	0	0	0	0	0	0	0	0	0	0	0	59
Can't choose	8	0	0	19	0	0	0	0	0	0	0	0	0	0	0	19
No answer	9	0	0	10	0	0	0	0	0	0	0	0	0	0	0	10
Not applicable	IAP	13626	354	6865	353	5907	10334	2817	2765	2812	4510	2023	2044	1974	2538	58922

B. Tap his telephone.

[VAR: MANTAP]

RESPONSE	PUNCH	YEAR														
		<u>1972-82</u>	<u>1982B</u>	<u>1983-87</u>	<u>1987B</u>	<u>1988-91</u>	<u>1993-98</u>	<u>2000</u>	<u>2002</u>	<u>2004</u>	<u>2006</u>	<u>2008</u>	<u>2010</u>	<u>2012</u>	<u>2014</u>	<u>ALL</u>
Definitely allowed	1	0	0	51	0	0	0	0	0	0	0	0	0	0	0	51
Probably allowed	2	0	0	88	0	0	0	0	0	0	0	0	0	0	0	88
Probably not allowed	3	0	0	167	0	0	0	0	0	0	0	0	0	0	0	167
Definitely not allowed	4	0	0	327	0	0	0	0	0	0	0	0	0	0	0	327
Can't choose	8	0	0	24	0	0	0	0	0	0	0	0	0	0	0	24
No answer	9	0	0	20	0	0	0	0	0	0	0	0	0	0	0	20
Not applicable	IAP	13626	354	6865	353	5907	10334	2817	2765	2812	4510	2023	2044	1974	2538	58922

C. Open his mail.

[VAR: MANREAD]

<u>RESPONSE</u>	<u>PUNCH</u>	<u>YEAR</u>														
		<u>1972-82</u>	<u>1982B</u>	<u>1983-87</u>	<u>1987B</u>	<u>1988-91</u>	<u>1993-98</u>	<u>2000</u>	<u>2002</u>	<u>2004</u>	<u>2006</u>	<u>2008</u>	<u>2010</u>	<u>2012</u>	<u>2014</u>	<u>ALL</u>
Definitely allowed	1	0	0	19	0	0	0	0	0	0	0	0	0	0	0	19
Probably allowed	2	0	0	40	0	0	0	0	0	0	0	0	0	0	0	40
Probably not allowed	3	0	0	141	0	0	0	0	0	0	0	0	0	0	0	141
Definitely not allowed	4	0	0	429	0	0	0	0	0	0	0	0	0	0	0	429
Can't choose	8	0	0	27	0	0	0	0	0	0	0	0	0	0	0	27
No answer	9	0	0	21	0	0	0	0	0	0	0	0	0	0	0	21
Not applicable	IAP	13626	354	6865	353	5907	10334	2817	2765	2812	4510	2023	2044	1974	2538	58922

D. Detain the man overnight for questioning.

[VAR: MANHOLD]

<u>RESPONSE</u>	<u>PUNCH</u>	<u>YEAR</u>														
		<u>1972-82</u>	<u>1982B</u>	<u>1983-87</u>	<u>1987B</u>	<u>1988-91</u>	<u>1993-98</u>	<u>2000</u>	<u>2002</u>	<u>2004</u>	<u>2006</u>	<u>2008</u>	<u>2010</u>	<u>2012</u>	<u>2014</u>	<u>ALL</u>
Definitely allowed	1	0	0	95	0	0	0	0	0	0	0	0	0	0	0	95
Probably allowed	2	0	0	119	0	0	0	0	0	0	0	0	0	0	0	119
Probably not allowed	3	0	0	136	0	0	0	0	0	0	0	0	0	0	0	136
Definitely not allowed	4	0	0	273	0	0	0	0	0	0	0	0	0	0	0	273
Can't choose	8	0	0	36	0	0	0	0	0	0	0	0	0	0	0	36
No answer	9	0	0	18	0	0	0	0	0	0	0	0	0	0	0	18
Not applicable	IAP	13626	354	6865	353	5907	10334	2817	2765	2812	4510	2023	2044	1974	2538	58922

1385. All systems of justice make mistakes, but which do you think is worse?

To convict an innocent person..... 1

or

To let a guilty person go free..... 2

[VAR: VERDICT]

RESPONSE	PUNCH	YEAR														
		<u>1972-82</u>	<u>1982B</u>	<u>1983-87</u>	<u>1987B</u>	<u>1988-91</u>	<u>1993-98</u>	<u>2000</u>	<u>2002</u>	<u>2004</u>	<u>2006</u>	<u>2008</u>	<u>2010</u>	<u>2012</u>	<u>2014</u>	<u>ALL</u>
Convict innocent	1	0	0	419	0	684	805	0	0	0	1030	0	0	0	0	2938
Guilty go free	2	0	0	138	0	243	300	0	0	0	428	0	0	0	0	1109
Can't choose	8	0	0	109	0	249	198	0	0	0	52	0	0	0	0	608
No answer	9	0	0	11	0	41	29	0	0	0	8	0	0	0	0	89
Not applicable	IAP	13626	354	6865	353	4690	9002	2817	2765	2812	2992	2023	2044	1974	2538	54855

1386. The federal government has a lot of different pieces of information about people which computers can bring together very quickly. Is this a very serious threat to individual privacy, a fairly serious threat, not a serious threat, or not a threat at all to individual privacy?

[VAR: DATABANK]

RESPONSE	PUNCH	YEAR														
		<u>1972-82</u>	<u>1982B</u>	<u>1983-87</u>	<u>1987B</u>	<u>1988-91</u>	<u>1993-98</u>	<u>2000</u>	<u>2002</u>	<u>2004</u>	<u>2006</u>	<u>2008</u>	<u>2010</u>	<u>2012</u>	<u>2014</u>	<u>ALL</u>
Very serious	1	0	0	197	0	0	478	0	0	0	398	0	0	0	0	1073
Fairly serious	2	0	0	191	0	0	422	0	0	0	593	0	0	0	0	1206
Not serious	3	0	0	176	0	0	254	0	0	0	397	0	0	0	0	827
Not a threat	4	0	0	56	0	0	57	0	0	0	104	0	0	0	0	217
Can't choose	8	0	0	46	0	0	93	0	0	0	23	0	0	0	0	162
No answer	9	0	0	11	0	0	28	0	0	0	3	0	0	0	0	42
Not applicable	IAP	13626	354	6865	353	5907	9002	2817	2765	2812	2992	2023	2044	1974	2538	56072

1387. Some people think those with high incomes should pay a larger proportion (percentage) of their earnings in taxes than those who earn low incomes. Other people think that those with high incomes and those with low incomes should pay the same proportion (percentage) of their earnings in taxes.

Do you think those with high incomes should pay a much larger proportion, pay a larger proportion, pay the same proportion as those who earn low incomes, pay a smaller proportion. pay a much smaller proportion?

[VAR: PROGTAX]

RESPONSE	PUNCH	YEAR														
		<u>1972-82</u>	<u>1982B</u>	<u>1983-87</u>	<u>1987B</u>	<u>1988-91</u>	<u>1993-98</u>	<u>2000</u>	<u>2002</u>	<u>2004</u>	<u>2006</u>	<u>2008</u>	<u>2010</u>	<u>2012</u>	<u>2014</u>	<u>ALL</u>
Much larger	1	0	0	119	0	218	0	0	0	0	0	0	0	0	0	337
Larger	2	0	0	252	0	497	0	0	0	0	0	0	0	0	0	749
Same	3	0	0	265	0	425	0	0	0	0	0	0	0	0	0	690
Smaller	4	0	0	6	0	10	0	0	0	0	0	0	0	0	0	16
Much smaller	5	0	0	1	0	5	0	0	0	0	0	0	0	0	0	6
Can't choose	8	0	0	25	0	51	0	0	0	0	0	0	0	0	0	76
No answer	9	0	0	9	0	11	0	0	0	0	0	0	0	0	0	20
Not applicable	IAP	13626	354	6865	353	4690	10334	2817	2765	2812	4510	2023	2044	1974	2538	57705

1388. What is your opinion of the following statement?

It is the responsibility of the government to reduce the differences in income between people with high incomes and those with low incomes.

[VAR: EQINCOME]

RESPONSE	PUNCH	YEAR														
		<u>1972-82</u>	<u>1982B</u>	<u>1983-87</u>	<u>1987B</u>	<u>1988-91</u>	<u>1993-98</u>	<u>2000</u>	<u>2002</u>	<u>2004</u>	<u>2006</u>	<u>2008</u>	<u>2010</u>	<u>2012</u>	<u>2014</u>	<u>ALL</u>
Agree strongly	1	0	0	84	0	114	0	0	0	0	0	0	0	0	0	198
Agree	2	0	0	113	0	286	0	0	0	0	0	0	0	0	0	399
Neither agree nor disagree	3	0	0	136	0	327	0	0	0	0	0	0	0	0	0	463
Disagree	4	0	0	204	0	349	0	0	0	0	0	0	0	0	0	553
Disagree strongly	5	0	0	129	0	125	0	0	0	0	0	0	0	0	0	254
Don't know	8	0	0	0	0	2	0	0	0	0	0	0	0	0	0	2
No answer	9	0	0	11	0	14	0	0	0	0	0	0	0	0	0	25
Not applicable	IAP	13626	354	6865	353	4690	10334	2817	2765	2812	4510	2023	2044	1974	2538	57705

REMARKS: This variable appeared in 1985 and 1990 only.
See GOVEQINC for similar question.

1389. Please indicate whether you agree or disagree with each of the following statements.

- A. A person whose parents are rich has a better chance of earning a lot of money than a person whose parents are poor.

[VAR: OPRICH]

<u>RESPONSE</u>	<u>PUNCH</u>	<u>YEAR</u>														
		<u>1972-82</u>	<u>1982B</u>	<u>1983-87</u>	<u>1987B</u>	<u>1988-91</u>	<u>1993-98</u>	<u>2000</u>	<u>2002</u>	<u>2004</u>	<u>2006</u>	<u>2008</u>	<u>2010</u>	<u>2012</u>	<u>2014</u>	<u>ALL</u>
Agree strongly	1	0	0	210	0	0	0	0	0	0	0	0	0	0	0	210
Agree	2	0	0	252	0	0	0	0	0	0	0	0	0	0	0	252
Neither agree nor disagree	3	0	0	81	0	0	0	0	0	0	0	0	0	0	0	81
Disagree	4	0	0	101	0	0	0	0	0	0	0	0	0	0	0	101
Disagree strongly	5	0	0	24	0	0	0	0	0	0	0	0	0	0	0	24
No answer	9	0	0	9	0	0	0	0	0	0	0	0	0	0	0	9
Not applicable	IAP	13626	354	6865	353	5907	10334	2817	2765	2812	4510	2023	2044	1974	2538	58922

- B. A person whose father is a professional has much better chance of getting ahead in life than a person whose father is a factory worker.

[VAR: OPPROF]

<u>RESPONSE</u>	<u>PUNCH</u>	<u>YEAR</u>														
		<u>1972-82</u>	<u>1982B</u>	<u>1983-87</u>	<u>1987B</u>	<u>1988-91</u>	<u>1993-98</u>	<u>2000</u>	<u>2002</u>	<u>2004</u>	<u>2006</u>	<u>2008</u>	<u>2010</u>	<u>2012</u>	<u>2014</u>	<u>ALL</u>
Agree strongly	1	0	0	135	0	0	0	0	0	0	0	0	0	0	0	135
Agree	2	0	0	229	0	0	0	0	0	0	0	0	0	0	0	229
Neither agree nor disagree	3	0	0	118	0	0	0	0	0	0	0	0	0	0	0	118
Disagree	4	0	0	150	0	0	0	0	0	0	0	0	0	0	0	150
Disagree strongly	5	0	0	31	0	0	0	0	0	0	0	0	0	0	0	31
No answer	9	0	0	14	0	0	0	0	0	0	0	0	0	0	0	14
Not applicable	IAP	13626	354	6865	353	5907	10334	2817	2765	2812	4510	2023	2044	1974	2538	58922

C. In America what you achieve in life depends largely on your family background.

[VAR: OPFAMILY]

<u>RESPONSE</u>	<u>PUNCH</u>	<u>YEAR</u>														
		<u>1972-82</u>	<u>1982B</u>	<u>1983-87</u>	<u>1987B</u>	<u>1988-91</u>	<u>1993-98</u>	<u>2000</u>	<u>2002</u>	<u>2004</u>	<u>2006</u>	<u>2008</u>	<u>2010</u>	<u>2012</u>	<u>2014</u>	<u>ALL</u>
Agree strongly	1	0	0	64	0	0	0	0	0	0	0	0	0	0	0	64
Agree	2	0	0	138	0	0	0	0	0	0	0	0	0	0	0	138
Neither agree nor disagree	3	0	0	123	0	0	0	0	0	0	0	0	0	0	0	123
Disagree	4	0	0	274	0	0	0	0	0	0	0	0	0	0	0	274
Disagree strongly	5	0	0	62	0	0	0	0	0	0	0	0	0	0	0	62
No answer	9	0	0	16	0	0	0	0	0	0	0	0	0	0	0	16
Not applicable	IAP	13626	354	6865	353	5907	10334	2817	2765	2812	4510	2023	2044	1974	2538	58922

1390. Would you say that opportunities for college education are, in general, better or worse, for women than for men?

[VAR: FECOLOP]

<u>RESPONSE</u>	<u>PUNCH</u>	<u>YEAR</u>														
		<u>1972-82</u>	<u>1982B</u>	<u>1983-87</u>	<u>1987B</u>	<u>1988-91</u>	<u>1993-98</u>	<u>2000</u>	<u>2002</u>	<u>2004</u>	<u>2006</u>	<u>2008</u>	<u>2010</u>	<u>2012</u>	<u>2014</u>	<u>ALL</u>
Much better	1	0	0	14	0	0	0	0	0	0	0	0	0	0	0	14
Better	2	0	0	49	0	0	0	0	0	0	0	0	0	0	0	49
No difference	3	0	0	497	0	0	0	0	0	0	0	0	0	0	0	497
Worse	4	0	0	66	0	0	0	0	0	0	0	0	0	0	0	66
Much worse	5	0	0	6	0	0	0	0	0	0	0	0	0	0	0	6
Can't choose	8	0	0	33	0	0	0	0	0	0	0	0	0	0	0	33
No answer	9	0	0	12	0	0	0	0	0	0	0	0	0	0	0	12
Not applicable	IAP	13626	354	6865	353	5907	10334	2817	2765	2812	4510	2023	2044	1974	2538	58922

1391. How about job opportunities for women -- do you think they are, in general, better or worse than job opportunities for men with similar education and experience?

[VAR: FEJOBOP]

<u>RESPONSE</u>	<u>PUNCH</u>	<u>YEAR</u>														
		<u>1972-82</u>	<u>1982B</u>	<u>1983-87</u>	<u>1987B</u>	<u>1988-91</u>	<u>1993-98</u>	<u>2000</u>	<u>2002</u>	<u>2004</u>	<u>2006</u>	<u>2008</u>	<u>2010</u>	<u>2012</u>	<u>2014</u>	<u>ALL</u>
Much better	1	0	0	18	0	0	0	0	0	0	0	0	0	0	0	18
Better	2	0	0	55	0	0	0	0	0	0	0	0	0	0	0	55
No difference	3	0	0	212	0	0	0	0	0	0	0	0	0	0	0	212
Worse	4	0	0	321	0	0	0	0	0	0	0	0	0	0	0	321
Much worse	5	0	0	31	0	0	0	0	0	0	0	0	0	0	0	31
Can't choose	8	0	0	30	0	0	0	0	0	0	0	0	0	0	0	30
No answer	9	0	0	10	0	0	0	0	0	0	0	0	0	0	0	10
Not applicable	IAP	13626	354	6865	353	5907	10334	2817	2765	2812	4510	2023	2044	1974	2538	58922

1392. And how about income and wages -- compared with men who have similar education and jobs -- are women in general paid better or worse than men?

[VAR: FEINC]

<u>RESPONSE</u>	<u>PUNCH</u>	<u>YEAR</u>														
		<u>1972-82</u>	<u>1982B</u>	<u>1983-87</u>	<u>1987B</u>	<u>1988-91</u>	<u>1993-98</u>	<u>2000</u>	<u>2002</u>	<u>2004</u>	<u>2006</u>	<u>2008</u>	<u>2010</u>	<u>2012</u>	<u>2014</u>	<u>ALL</u>
Much better	1	0	0	7	0	0	0	0	0	0	0	0	0	0	0	7
Better	2	0	0	8	0	0	0	0	0	0	0	0	0	0	0	8
No difference	3	0	0	135	0	0	0	0	0	0	0	0	0	0	0	135
Worse	4	0	0	432	0	0	0	0	0	0	0	0	0	0	0	432
Much worse	5	0	0	49	0	0	0	0	0	0	0	0	0	0	0	49
Can't choose	8	0	0	35	0	0	0	0	0	0	0	0	0	0	0	35
No answer	9	0	0	11	0	0	0	0	0	0	0	0	0	0	0	11
Not applicable	IAP	13626	354	6865	353	5907	10334	2817	2765	2812	4510	2023	2044	1974	2538	58922

1393. Here are three things the government might do. Some people are in favor of them while other people are against them. Please circle one number for each statement to show how you feel.

A. The government should increase opportunities for women in business and industry.

[VAR: FEHLPBUS]

<u>RESPONSE</u>	<u>PUNCH</u>	<u>YEAR</u>														
		<u>1972-82</u>	<u>1982B</u>	<u>1983-87</u>	<u>1987B</u>	<u>1988-91</u>	<u>1993-98</u>	<u>2000</u>	<u>2002</u>	<u>2004</u>	<u>2006</u>	<u>2008</u>	<u>2010</u>	<u>2012</u>	<u>2014</u>	<u>ALL</u>
Strongly in favor of	1	0	0	111	0	0	0	0	0	0	0	0	0	0	0	111
In favor of	2	0	0	199	0	0	0	0	0	0	0	0	0	0	0	199
Neither in favor of nor against	3	0	0	228	0	0	0	0	0	0	0	0	0	0	0	228
Against	4	0	0	104	0	0	0	0	0	0	0	0	0	0	0	104
Strongly against	5	0	0	20	0	0	0	0	0	0	0	0	0	0	0	20
No answer	9	0	0	15	0	0	0	0	0	0	0	0	0	0	0	15
Not applicable	IAP	13626	354	6865	353	5907	10334	2817	2765	2812	4510	2023	2044	1974	2538	58922

B. The government should increase opportunities for women to go to college.

[VAR: FEHLPCOL]

<u>RESPONSE</u>	<u>PUNCH</u>	<u>YEAR</u>														
		<u>1972-82</u>	<u>1982B</u>	<u>1983-87</u>	<u>1987B</u>	<u>1988-91</u>	<u>1993-98</u>	<u>2000</u>	<u>2002</u>	<u>2004</u>	<u>2006</u>	<u>2008</u>	<u>2010</u>	<u>2012</u>	<u>2014</u>	<u>ALL</u>
Strongly in favor of	1	0	0	86	0	0	0	0	0	0	0	0	0	0	0	86
In favor of	2	0	0	189	0	0	0	0	0	0	0	0	0	0	0	189
Neither in favor of nor against	3	0	0	254	0	0	0	0	0	0	0	0	0	0	0	254
Against	4	0	0	110	0	0	0	0	0	0	0	0	0	0	0	110
Strongly against	5	0	0	15	0	0	0	0	0	0	0	0	0	0	0	15
No answer	9	0	0	23	0	0	0	0	0	0	0	0	0	0	0	23
Not applicable	IAP	13626	354	6865	353	5907	10334	2817	2765	2812	4510	2023	2044	1974	2538	58922

C. Women should be given preferential treatment when applying for jobs or promotions.

[VAR: FEHLPJOB]

<u>RESPONSE</u>	<u>PUNCH</u>	<u>YEAR</u>														
		<u>1972-82</u>	<u>1982B</u>	<u>1983-87</u>	<u>1987B</u>	<u>1988-91</u>	<u>1993-98</u>	<u>2000</u>	<u>2002</u>	<u>2004</u>	<u>2006</u>	<u>2008</u>	<u>2010</u>	<u>2012</u>	<u>2014</u>	<u>ALL</u>
Strongly in favor of	1	0	0	34	0	0	0	0	0	0	0	0	0	0	0	34
In favor of	2	0	0	46	0	0	0	0	0	0	0	0	0	0	0	46
Neither in favor of nor against	3	0	0	175	0	0	0	0	0	0	0	0	0	0	0	175
Against	4	0	0	285	0	0	0	0	0	0	0	0	0	0	0	285
Strongly against	5	0	0	113	0	0	0	0	0	0	0	0	0	0	0	113
No answer	9	0	0	24	0	0	0	0	0	0	0	0	0	0	0	24
Not applicable	IAP	13626	354	6865	353	5907	10334	2817	2765	2812	4510	2023	2044	1974	2538	58922

And now a few questions about education:

1394. Here are some things that might be taught in school. How important is it that schools teach each of these to 15-year-olds?

A. Reading, writing, and mathematics.

[VAR: HSBASICS]

<u>RESPONSE</u>	<u>PUNCH</u>	<u>YEAR</u>														
		<u>1972-82</u>	<u>1982B</u>	<u>1983-87</u>	<u>1987B</u>	<u>1988-91</u>	<u>1993-98</u>	<u>2000</u>	<u>2002</u>	<u>2004</u>	<u>2006</u>	<u>2008</u>	<u>2010</u>	<u>2012</u>	<u>2014</u>	<u>ALL</u>
Essential, must be taught	1	0	0	590	0	0	0	0	0	0	0	0	0	0	0	590
Very important	2	0	0	70	0	0	0	0	0	0	0	0	0	0	0	70
Fairly important	3	0	0	3	0	0	0	0	0	0	0	0	0	0	0	3
Not very important	4	0	0	0	0	0	0	0	0	0	0	0	0	0	0	0
Not needed, should not be taught	5	0	0	2	0	0	0	0	0	0	0	0	0	0	0	2
Can't choose	8	0	0	4	0	0	0	0	0	0	0	0	0	0	0	4
No answer	9	0	0	8	0	0	0	0	0	0	0	0	0	0	0	8
Not applicable	IAP	13626	354	6865	353	5907	10334	2817	2765	2812	4510	2023	2044	1974	2538	58922

B. Sex education.

[VAR: HSSEXED]

<u>RESPONSE</u>	<u>PUNCH</u>	<u>YEAR</u>														
		<u>1972-82</u>	<u>1982B</u>	<u>1983-87</u>	<u>1987B</u>	<u>1988-91</u>	<u>1993-98</u>	<u>2000</u>	<u>2002</u>	<u>2004</u>	<u>2006</u>	<u>2008</u>	<u>2010</u>	<u>2012</u>	<u>2014</u>	<u>ALL</u>
Essential, must be taught	1	0	0	108	0	0	0	0	0	0	0	0	0	0	0	108
Very important	2	0	0	190	0	0	0	0	0	0	0	0	0	0	0	190
Fairly important	3	0	0	221	0	0	0	0	0	0	0	0	0	0	0	221
Not very important	4	0	0	71	0	0	0	0	0	0	0	0	0	0	0	71
Not needed, should not be taught	5	0	0	54	0	0	0	0	0	0	0	0	0	0	0	54
Can't choose	8	0	0	16	0	0	0	0	0	0	0	0	0	0	0	16
No answer	9	0	0	17	0	0	0	0	0	0	0	0	0	0	0	17
Not applicable	IAP	13626	354	6865	353	5907	10334	2817	2765	2812	4510	2023	2044	1974	2538	58922

C. Respect for authority.

[VAR: HSRESPCT]

<u>RESPONSE</u>	<u>PUNCH</u>	<u>YEAR</u>														
		<u>1972-82</u>	<u>1982B</u>	<u>1983-87</u>	<u>1987B</u>	<u>1988-91</u>	<u>1993-98</u>	<u>2000</u>	<u>2002</u>	<u>2004</u>	<u>2006</u>	<u>2008</u>	<u>2010</u>	<u>2012</u>	<u>2014</u>	<u>ALL</u>
Essential, must be taught	1	0	0	316	0	0	0	0	0	0	0	0	0	0	0	316
Very important	2	0	0	215	0	0	0	0	0	0	0	0	0	0	0	215
Fairly important	3	0	0	99	0	0	0	0	0	0	0	0	0	0	0	99
Not very important	4	0	0	17	0	0	0	0	0	0	0	0	0	0	0	17
Not needed, should not be taught	5	0	0	9	0	0	0	0	0	0	0	0	0	0	0	9
Can't choose	8	0	0	9	0	0	0	0	0	0	0	0	0	0	0	9
No answer	9	0	0	12	0	0	0	0	0	0	0	0	0	0	0	12
Not applicable	IAP	13626	354	6865	353	5907	10334	2817	2765	2812	4510	2023	2044	1974	2538	58922

D. History, literature, and the arts.

[VAR: HSLIBART]

<u>RESPONSE</u>	<u>PUNCH</u>	<u>YEAR</u>														
		<u>1972-82</u>	<u>1982B</u>	<u>1983-87</u>	<u>1987B</u>	<u>1988-91</u>	<u>1993-98</u>	<u>2000</u>	<u>2002</u>	<u>2004</u>	<u>2006</u>	<u>2008</u>	<u>2010</u>	<u>2012</u>	<u>2014</u>	<u>ALL</u>
Essential, must be taught	1	0	0	250	0	0	0	0	0	0	0	0	0	0	0	250
Very important	2	0	0	220	0	0	0	0	0	0	0	0	0	0	0	220
Fairly important	3	0	0	156	0	0	0	0	0	0	0	0	0	0	0	156
Not very important	4	0	0	30	0	0	0	0	0	0	0	0	0	0	0	30
Not needed, should not be taught	5	0	0	3	0	0	0	0	0	0	0	0	0	0	0	3
Can't choose	8	0	0	7	0	0	0	0	0	0	0	0	0	0	0	7
No answer	9	0	0	11	0	0	0	0	0	0	0	0	0	0	0	11
Not applicable	IAP	13626	354	6865	353	5907	10334	2817	2765	2812	4510	2023	2044	1974	2538	58922

E. Ability to make one's own judgments.

[VAR: HSJUDGE]

<u>RESPONSE</u>	<u>PUNCH</u>	<u>YEAR</u>														
		<u>1972-82</u>	<u>1982B</u>	<u>1983-87</u>	<u>1987B</u>	<u>1988-91</u>	<u>1993-98</u>	<u>2000</u>	<u>2002</u>	<u>2004</u>	<u>2006</u>	<u>2008</u>	<u>2010</u>	<u>2012</u>	<u>2014</u>	<u>ALL</u>
Essential, must be taught	1	0	0	319	0	0	0	0	0	0	0	0	0	0	0	319
Very important	2	0	0	237	0	0	0	0	0	0	0	0	0	0	0	237
Fairly important	3	0	0	74	0	0	0	0	0	0	0	0	0	0	0	74
Not very important	4	0	0	18	0	0	0	0	0	0	0	0	0	0	0	18
Not needed, should not be taught	5	0	0	3	0	0	0	0	0	0	0	0	0	0	0	3
Can't choose	8	0	0	12	0	0	0	0	0	0	0	0	0	0	0	12
No answer	9	0	0	14	0	0	0	0	0	0	0	0	0	0	0	14
Not applicable	IAP	13626	354	6865	353	5907	10334	2817	2765	2812	4510	2023	2044	1974	2538	58922

F. Job training.

[VAR: HSJOBTR]

<u>RESPONSE</u>	<u>PUNCH</u>	<u>YEAR</u>														
		<u>1972-82</u>	<u>1982B</u>	<u>1983-87</u>	<u>1987B</u>	<u>1988-91</u>	<u>1993-98</u>	<u>2000</u>	<u>2002</u>	<u>2004</u>	<u>2006</u>	<u>2008</u>	<u>2010</u>	<u>2012</u>	<u>2014</u>	<u>ALL</u>
Essential, must be taught	1	0	0	273	0	0	0	0	0	0	0	0	0	0	0	273
Very important	2	0	0	237	0	0	0	0	0	0	0	0	0	0	0	237
Fairly important	3	0	0	112	0	0	0	0	0	0	0	0	0	0	0	112
Not very important	4	0	0	29	0	0	0	0	0	0	0	0	0	0	0	29
Not needed, should not be taught	5	0	0	10	0	0	0	0	0	0	0	0	0	0	0	10
Can't choose	8	0	0	6	0	0	0	0	0	0	0	0	0	0	0	6
No answer	9	0	0	10	0	0	0	0	0	0	0	0	0	0	0	10
Not applicable	IAP	13626	354	6865	353	5907	10334	2817	2765	2812	4510	2023	2044	1974	2538	58922

G. Science and technology.

[VAR: HSSCI]

<u>RESPONSE</u>	<u>PUNCH</u>	<u>YEAR</u>														
		<u>1972-82</u>	<u>1982B</u>	<u>1983-87</u>	<u>1987B</u>	<u>1988-91</u>	<u>1993-98</u>	<u>2000</u>	<u>2002</u>	<u>2004</u>	<u>2006</u>	<u>2008</u>	<u>2010</u>	<u>2012</u>	<u>2014</u>	<u>ALL</u>
Essential, must be taught	1	0	0	249	0	0	0	0	0	0	0	0	0	0	0	249
Very important	2	0	0	251	0	0	0	0	0	0	0	0	0	0	0	251
Fairly important	3	0	0	135	0	0	0	0	0	0	0	0	0	0	0	135
Not very important	4	0	0	19	0	0	0	0	0	0	0	0	0	0	0	19
Not needed, should not be taught	5	0	0	0	0	0	0	0	0	0	0	0	0	0	0	0
Can't choose	8	0	0	11	0	0	0	0	0	0	0	0	0	0	0	11
No answer	9	0	0	12	0	0	0	0	0	0	0	0	0	0	0	12
Not applicable	IAP	13626	354	6865	353	5907	10334	2817	2765	2812	4510	2023	2044	1974	2538	58922

H. Concern for minorities and the poor.

[VAR: HSCARING]

<u>RESPONSE</u>	<u>PUNCH</u>	<u>YEAR</u>														
		<u>1972-82</u>	<u>1982B</u>	<u>1983-87</u>	<u>1987B</u>	<u>1988-91</u>	<u>1993-98</u>	<u>2000</u>	<u>2002</u>	<u>2004</u>	<u>2006</u>	<u>2008</u>	<u>2010</u>	<u>2012</u>	<u>2014</u>	<u>ALL</u>
Essential, must be taught	1	0	0	165	0	0	0	0	0	0	0	0	0	0	0	165
Very important	2	0	0	211	0	0	0	0	0	0	0	0	0	0	0	211
Fairly important	3	0	0	189	0	0	0	0	0	0	0	0	0	0	0	189
Not very important	4	0	0	49	0	0	0	0	0	0	0	0	0	0	0	49
Not needed, should not be taught	5	0	0	29	0	0	0	0	0	0	0	0	0	0	0	29
Can't choose	8	0	0	19	0	0	0	0	0	0	0	0	0	0	0	19
No answer	9	0	0	15	0	0	0	0	0	0	0	0	0	0	0	15
Not applicable	IAP	13626	354	6865	353	5907	10334	2817	2765	2812	4510	2023	2044	1974	2538	58922

I. Discipline and orderliness.

[VAR: HSORDER]

<u>RESPONSE</u>	<u>PUNCH</u>	<u>YEAR</u>														
		<u>1972-82</u>	<u>1982B</u>	<u>1983-87</u>	<u>1987B</u>	<u>1988-91</u>	<u>1993-98</u>	<u>2000</u>	<u>2002</u>	<u>2004</u>	<u>2006</u>	<u>2008</u>	<u>2010</u>	<u>2012</u>	<u>2014</u>	<u>ALL</u>
Essential, must be taught	1	0	0	312	0	0	0	0	0	0	0	0	0	0	0	312
Very important	2	0	0	233	0	0	0	0	0	0	0	0	0	0	0	233
Fairly important	3	0	0	89	0	0	0	0	0	0	0	0	0	0	0	89
Not very important	4	0	0	13	0	0	0	0	0	0	0	0	0	0	0	13
Not needed, should not be taught	5	0	0	7	0	0	0	0	0	0	0	0	0	0	0	7
Can't choose	8	0	0	10	0	0	0	0	0	0	0	0	0	0	0	10
No answer	9	0	0	13	0	0	0	0	0	0	0	0	0	0	0	13
Not applicable	IAP	13626	354	6865	353	5907	10334	2817	2765	2812	4510	2023	2044	1974	2538	58922

1395. How do you feel about opportunities for young people to go to college. Should opportunities be...

[VAR: COLOP]

<u>RESPONSE</u>	<u>PUNCH</u>	<u>YEAR</u>														
		<u>1972-82</u>	<u>1982B</u>	<u>1983-87</u>	<u>1987B</u>	<u>1988-91</u>	<u>1993-98</u>	<u>2000</u>	<u>2002</u>	<u>2004</u>	<u>2006</u>	<u>2008</u>	<u>2010</u>	<u>2012</u>	<u>2014</u>	<u>ALL</u>
Increased	1	0	0	288	0	0	0	0	0	0	0	0	0	0	0	288
Increased a little	2	0	0	173	0	0	0	0	0	0	0	0	0	0	0	173
Kept the same as now	3	0	0	173	0	0	0	0	0	0	0	0	0	0	0	173
Reduced a little	4	0	0	19	0	0	0	0	0	0	0	0	0	0	0	19
Reduced a lot	5	0	0	4	0	0	0	0	0	0	0	0	0	0	0	4
Can't choose	8	0	0	15	0	0	0	0	0	0	0	0	0	0	0	15
No answer	9	0	0	5	0	0	0	0	0	0	0	0	0	0	0	5
Not applicable	IAP	13626	354	6865	353	5907	10334	2817	2765	2812	4510	2023	2044	1974	2538	58922

1396. Some people think the government should provide financial assistance to college students. Others think the government should not provide such aid. In each of the circumstances listed below should the government provide grants that would not have to be paid back, provide loans which the student would have to pay back, or should the government not provide any financial assistance?

A. For students whose parents have a low income.

[VAR: AIDNEEDY]

<u>RESPONSE</u>	<u>PUNCH</u>	<u>YEAR</u>														
		<u>1972-82</u>	<u>1982B</u>	<u>1983-87</u>	<u>1987B</u>	<u>1988-91</u>	<u>1993-98</u>	<u>2000</u>	<u>2002</u>	<u>2004</u>	<u>2006</u>	<u>2008</u>	<u>2010</u>	<u>2012</u>	<u>2014</u>	<u>ALL</u>
Government give grants	1	0	0	279	0	0	0	0	0	0	0	0	0	0	0	279
Government make loans	2	0	0	351	0	0	0	0	0	0	0	0	0	0	0	351
No government assistance	3	0	0	32	0	0	0	0	0	0	0	0	0	0	0	32
Can't choose	8	0	0	6	0	0	0	0	0	0	0	0	0	0	0	6
No answer	9	0	0	9	0	0	0	0	0	0	0	0	0	0	0	9
Not applicable	IAP	13626	354	6865	353	5907	10334	2817	2765	2812	4510	2023	2044	1974	2538	58922

B. For students who have outstanding grades in high school.

[VAR: AIDSMART]

<u>RESPONSE</u>	<u>PUNCH</u>	<u>YEAR</u>														
		<u>1972-82</u>	<u>1982B</u>	<u>1983-87</u>	<u>1987B</u>	<u>1988-91</u>	<u>1993-98</u>	<u>2000</u>	<u>2002</u>	<u>2004</u>	<u>2006</u>	<u>2008</u>	<u>2010</u>	<u>2012</u>	<u>2014</u>	<u>ALL</u>
Government give grants	1	0	0	226	0	0	0	0	0	0	0	0	0	0	0	226
Government make loans	2	0	0	364	0	0	0	0	0	0	0	0	0	0	0	364
No government assistance	3	0	0	57	0	0	0	0	0	0	0	0	0	0	0	57
Can't choose	8	0	0	13	0	0	0	0	0	0	0	0	0	0	0	13
No answer	9	0	0	17	0	0	0	0	0	0	0	0	0	0	0	17
Not applicable	IAP	13626	354	6865	353	5907	10334	2817	2765	2812	4510	2023	2044	1974	2538	58922

C. For students who have average grades and middle income parents.

[VAR: AIDAVG]

<u>RESPONSE</u>	<u>PUNCH</u>	<u>YEAR</u>														
		<u>1972-82</u>	<u>1982B</u>	<u>1983-87</u>	<u>1987B</u>	<u>1988-91</u>	<u>1993-98</u>	<u>2000</u>	<u>2002</u>	<u>2004</u>	<u>2006</u>	<u>2008</u>	<u>2010</u>	<u>2012</u>	<u>2014</u>	<u>ALL</u>
Government give grants	1	0	0	99	0	0	0	0	0	0	0	0	0	0	0	99
Government make loans	2	0	0	431	0	0	0	0	0	0	0	0	0	0	0	431
No government assistance	3	0	0	111	0	0	0	0	0	0	0	0	0	0	0	111
Can't choose	8	0	0	20	0	0	0	0	0	0	0	0	0	0	0	20
No answer	9	0	0	16	0	0	0	0	0	0	0	0	0	0	0	16
Not applicable	IAP	13626	354	6865	353	5907	10334	2817	2765	2812	4510	2023	2044	1974	2538	58922

1397. Sometimes public authorities intervene with parents in raising their children. Please indicate in each of the following cases how far you think authorities should go in dealing with a 10 year old child and his or her parents. Public authorities should...

A. The child uses drugs and the parents don't do anything about it.

[VAR: KIDDRUGS]

<u>RESPONSE</u>	<u>PUNCH</u>	<u>YEAR</u>														
		<u>1972-82</u>	<u>1982B</u>	<u>1983-87</u>	<u>1987B</u>	<u>1988-91</u>	<u>1993-98</u>	<u>2000</u>	<u>2002</u>	<u>2004</u>	<u>2006</u>	<u>2008</u>	<u>2010</u>	<u>2012</u>	<u>2014</u>	<u>ALL</u>
Take no action	1	0	0	18	0	0	0	0	0	0	0	0	0	0	0	18
Give warnings or counseling	2	0	0	468	0	0	0	0	0	0	0	0	0	0	0	468
Take the child from its parents	3	0	0	163	0	0	0	0	0	0	0	0	0	0	0	163
Can't choose	8	0	0	16	0	0	0	0	0	0	0	0	0	0	0	16
No answer	9	0	0	12	0	0	0	0	0	0	0	0	0	0	0	12
Not applicable	IAP	13626	354	6865	353	5907	10334	2817	2765	2812	4510	2023	2044	1974	2538	58922

B. The child frequently skips school and the parents don't do anything about it.

[VAR: KIDSKIPS]

<u>RESPONSE</u>	<u>PUNCH</u>	<u>YEAR</u>														
		<u>1972-82</u>	<u>1982B</u>	<u>1983-87</u>	<u>1987B</u>	<u>1988-91</u>	<u>1993-98</u>	<u>2000</u>	<u>2002</u>	<u>2004</u>	<u>2006</u>	<u>2008</u>	<u>2010</u>	<u>2012</u>	<u>2014</u>	<u>ALL</u>
Take no action	1	0	0	26	0	0	0	0	0	0	0	0	0	0	0	26
Give warnings or counseling	2	0	0	586	0	0	0	0	0	0	0	0	0	0	0	586
Take the child from its parents	3	0	0	41	0	0	0	0	0	0	0	0	0	0	0	41
Can't choose	8	0	0	11	0	0	0	0	0	0	0	0	0	0	0	11
No answer	9	0	0	13	0	0	0	0	0	0	0	0	0	0	0	13
Not applicable	IAP	13626	354	6865	353	5907	10334	2817	2765	2812	4510	2023	2044	1974	2538	58922

C. The parents regularly let the child stay out late at night without knowing where the child is.

[VAR: KIDOUT]

<u>RESPONSE</u>	<u>PUNCH</u>	<u>YEAR</u>														
		<u>1972-82</u>	<u>1982B</u>	<u>1983-87</u>	<u>1987B</u>	<u>1988-91</u>	<u>1993-98</u>	<u>2000</u>	<u>2002</u>	<u>2004</u>	<u>2006</u>	<u>2008</u>	<u>2010</u>	<u>2012</u>	<u>2014</u>	<u>ALL</u>
Take no action	1	0	0	67	0	0	0	0	0	0	0	0	0	0	0	67
Give warnings or counseling	2	0	0	486	0	0	0	0	0	0	0	0	0	0	0	486
Take the child from its parents	3	0	0	80	0	0	0	0	0	0	0	0	0	0	0	80
Can't choose	8	0	0	29	0	0	0	0	0	0	0	0	0	0	0	29
No answer	9	0	0	15	0	0	0	0	0	0	0	0	0	0	0	15
Not applicable	IAP	13626	354	6865	353	5907	10334	2817	2765	2812	4510	2023	2044	1974	2538	58922

D. The parents fail to provide the child with proper food and clothing.

[VAR: KIDNEEDY]

<u>RESPONSE</u>	<u>PUNCH</u>	<u>YEAR</u>														
		<u>1972-82</u>	<u>1982B</u>	<u>1983-87</u>	<u>1987B</u>	<u>1988-91</u>	<u>1993-98</u>	<u>2000</u>	<u>2002</u>	<u>2004</u>	<u>2006</u>	<u>2008</u>	<u>2010</u>	<u>2012</u>	<u>2014</u>	<u>ALL</u>
Take no action	1	0	0	22	0	0	0	0	0	0	0	0	0	0	0	22
Give warnings or counseling	2	0	0	266	0	0	0	0	0	0	0	0	0	0	0	266
Take the child from its parents	3	0	0	340	0	0	0	0	0	0	0	0	0	0	0	340
Can't choose	8	0	0	34	0	0	0	0	0	0	0	0	0	0	0	34
No answer	9	0	0	15	0	0	0	0	0	0	0	0	0	0	0	15
Not applicable	IAP	13626	354	6865	353	5907	10334	2817	2765	2812	4510	2023	2044	1974	2538	58922

E. The parents regularly beat the child.

[VAR: KIDBEAT]

<u>RESPONSE</u>	<u>PUNCH</u>	<u>YEAR</u>														
		<u>1972-82</u>	<u>1982B</u>	<u>1983-87</u>	<u>1987B</u>	<u>1988-91</u>	<u>1993-98</u>	<u>2000</u>	<u>2002</u>	<u>2004</u>	<u>2006</u>	<u>2008</u>	<u>2010</u>	<u>2012</u>	<u>2014</u>	<u>ALL</u>
Take no action	1	0	0	19	0	0	0	0	0	0	0	0	0	0	0	19
Give warnings or counseling	2	0	0	94	0	0	0	0	0	0	0	0	0	0	0	94
Take the child from its parents	3	0	0	532	0	0	0	0	0	0	0	0	0	0	0	532
Can't choose	8	0	0	15	0	0	0	0	0	0	0	0	0	0	0	15
No answer	9	0	0	17	0	0	0	0	0	0	0	0	0	0	0	17
Not applicable	IAP	13626	354	6865	353	5907	10334	2817	2765	2812	4510	2023	2044	1974	2538	58922

F. The parents refuse essential medical treatment for the child because of their religious beliefs.

[VAR: KIDHLTH]

<u>RESPONSE</u>	<u>PUNCH</u>	<u>YEAR</u>														
		<u>1972-82</u>	<u>1982B</u>	<u>1983-87</u>	<u>1987B</u>	<u>1988-91</u>	<u>1993-98</u>	<u>2000</u>	<u>2002</u>	<u>2004</u>	<u>2006</u>	<u>2008</u>	<u>2010</u>	<u>2012</u>	<u>2014</u>	<u>ALL</u>
Take no action	1	0	0	41	0	0	0	0	0	0	0	0	0	0	0	41
Give warnings or counseling	2	0	0	223	0	0	0	0	0	0	0	0	0	0	0	223
Take the child from its parents	3	0	0	342	0	0	0	0	0	0	0	0	0	0	0	342
Can't choose	8	0	0	58	0	0	0	0	0	0	0	0	0	0	0	58
No answer	9	0	0	13	0	0	0	0	0	0	0	0	0	0	0	13
Not applicable	IAP	13626	354	6865	353	5907	10334	2817	2765	2812	4510	2023	2044	1974	2538	58922

G. The parents refuse to send their child to school because they wish to educate the child at home.

[VAR: KIDEDPAR]

<u>RESPONSE</u>	<u>PUNCH</u>	<u>YEAR</u>														
		<u>1972-82</u>	<u>1982B</u>	<u>1983-87</u>	<u>1987B</u>	<u>1988-91</u>	<u>1993-98</u>	<u>2000</u>	<u>2002</u>	<u>2004</u>	<u>2006</u>	<u>2008</u>	<u>2010</u>	<u>2012</u>	<u>2014</u>	<u>ALL</u>
Take no action	1	0	0	140	0	0	0	0	0	0	0	0	0	0	0	140
Give warnings or counseling	2	0	0	373	0	0	0	0	0	0	0	0	0	0	0	373
Take the child from its parents	3	0	0	82	0	0	0	0	0	0	0	0	0	0	0	82
Can't choose	8	0	0	67	0	0	0	0	0	0	0	0	0	0	0	67
No answer	9	0	0	15	0	0	0	0	0	0	0	0	0	0	0	15
Not applicable	IAP	13626	354	6865	353	5907	10334	2817	2765	2812	4510	2023	2044	1974	2538	58922

H. The parents allow the child to watch violent or pornographic films.

[VAR: KIDXFILM]

<u>RESPONSE</u>	<u>PUNCH</u>	<u>YEAR</u>														
		<u>1972-82</u>	<u>1982B</u>	<u>1983-87</u>	<u>1987B</u>	<u>1988-91</u>	<u>1993-98</u>	<u>2000</u>	<u>2002</u>	<u>2004</u>	<u>2006</u>	<u>2008</u>	<u>2010</u>	<u>2012</u>	<u>2014</u>	<u>ALL</u>
Take no action	1	0	0	91	0	0	0	0	0	0	0	0	0	0	0	91
Give warnings or counseling	2	0	0	457	0	0	0	0	0	0	0	0	0	0	0	457
Take the child from its parents	3	0	0	65	0	0	0	0	0	0	0	0	0	0	0	65
Can't choose	8	0	0	49	0	0	0	0	0	0	0	0	0	0	0	49
No answer	9	0	0	15	0	0	0	0	0	0	0	0	0	0	0	15
Not applicable	IAP	13626	354	6865	353	5907	10334	2817	2765	2812	4510	2023	2044	1974	2538	58922

1398. Do you think that...

A. The wearing of seat belts in cars should be required by law.

[VAR: BELTUP]

<u>RESPONSE</u>	<u>PUNCH</u>	<u>YEAR</u>														
		<u>1972-82</u>	<u>1982B</u>	<u>1983-87</u>	<u>1987B</u>	<u>1988-91</u>	<u>1993-98</u>	<u>2000</u>	<u>2002</u>	<u>2004</u>	<u>2006</u>	<u>2008</u>	<u>2010</u>	<u>2012</u>	<u>2014</u>	<u>ALL</u>
Agree strongly	1	0	0	143	0	0	0	0	0	0	0	0	0	0	0	143
Agree	2	0	0	187	0	0	0	0	0	0	0	0	0	0	0	187
Neither agree nor disagree	3	0	0	159	0	0	0	0	0	0	0	0	0	0	0	159
Disagree	4	0	0	119	0	0	0	0	0	0	0	0	0	0	0	119
Disagree strongly	5	0	0	59	0	0	0	0	0	0	0	0	0	0	0	59
No answer	9	0	0	10	0	0	0	0	0	0	0	0	0	0	0	10
Not applicable	IAP	13626	354	6865	353	5907	10334	2817	2765	2812	4510	2023	2044	1974	2538	58922

B. Smoking in public places should be prohibited by law.

[VAR: NOSMOKE]

<u>RESPONSE</u>	<u>PUNCH</u>	<u>YEAR</u>														
		<u>1972-82</u>	<u>1982B</u>	<u>1983-87</u>	<u>1987B</u>	<u>1988-91</u>	<u>1993-98</u>	<u>2000</u>	<u>2002</u>	<u>2004</u>	<u>2006</u>	<u>2008</u>	<u>2010</u>	<u>2012</u>	<u>2014</u>	<u>ALL</u>
Agree strongly	1	0	0	134	0	0	0	0	0	0	0	0	0	0	0	134
Agree	2	0	0	170	0	0	0	0	0	0	0	0	0	0	0	170
Neither agree nor disagree	3	0	0	150	0	0	0	0	0	0	0	0	0	0	0	150
Disagree	4	0	0	167	0	0	0	0	0	0	0	0	0	0	0	167
Disagree strongly	5	0	0	47	0	0	0	0	0	0	0	0	0	0	0	47
No answer	9	0	0	9	0	0	0	0	0	0	0	0	0	0	0	9
Not applicable	IAP	13626	354	6865	353	5907	10334	2817	2765	2812	4510	2023	2044	1974	2538	58922

C. All employees should be required to retire at an age set by law.

[VAR: MUSTRET]

<u>RESPONSE</u>	<u>PUNCH</u>	<u>YEAR</u>														
		<u>1972-82</u>	<u>1982B</u>	<u>1983-87</u>	<u>1987B</u>	<u>1988-91</u>	<u>1993-98</u>	<u>2000</u>	<u>2002</u>	<u>2004</u>	<u>2006</u>	<u>2008</u>	<u>2010</u>	<u>2012</u>	<u>2014</u>	<u>ALL</u>
Agree strongly	1	0	0	35	0	0	0	0	0	0	0	0	0	0	0	35
Agree	2	0	0	85	0	0	0	0	0	0	0	0	0	0	0	85
Neither agree nor disagree	3	0	0	112	0	0	0	0	0	0	0	0	0	0	0	112
Disagree	4	0	0	289	0	0	0	0	0	0	0	0	0	0	0	289
Disagree strongly	5	0	0	146	0	0	0	0	0	0	0	0	0	0	0	146
No answer	9	0	0	10	0	0	0	0	0	0	0	0	0	0	0	10
Not applicable	IAP	13626	354	6865	353	5907	10334	2817	2765	2812	4510	2023	2044	1974	2538	58922

1399. Please indicate whether you agree or disagree with each of the following statements.

A. The public has little control over what politicians do in office

[VAR: POLEFF1]

<u>RESPONSE</u>	<u>PUNCH</u>	<u>YEAR</u>														
		<u>1972-82</u>	<u>1982B</u>	<u>1983-87</u>	<u>1987B</u>	<u>1988-91</u>	<u>1993-98</u>	<u>2000</u>	<u>2002</u>	<u>2004</u>	<u>2006</u>	<u>2008</u>	<u>2010</u>	<u>2012</u>	<u>2014</u>	<u>ALL</u>
Agree	1	0	0	390	0	0	0	0	0	0	0	0	0	0	0	390
Disagree	2	0	0	246	0	0	0	0	0	0	0	0	0	0	0	246
Can't choose	8	0	0	34	0	0	0	0	0	0	0	0	0	0	0	34
No answer	9	0	0	7	0	0	0	0	0	0	0	0	0	0	0	7
Not applicable	IAP	13626	354	6865	353	5907	10334	2817	2765	2812	4510	2023	2044	1974	2538	58922

B. The average person can get nowhere by talking to public officials.

[VAR: POLEFF2]

<u>RESPONSE</u>	<u>PUNCH</u>	<u>YEAR</u>														
		<u>1972-82</u>	<u>1982B</u>	<u>1983-87</u>	<u>1987B</u>	<u>1988-91</u>	<u>1993-98</u>	<u>2000</u>	<u>2002</u>	<u>2004</u>	<u>2006</u>	<u>2008</u>	<u>2010</u>	<u>2012</u>	<u>2014</u>	<u>ALL</u>
Agree	1	0	0	280	0	0	0	0	0	0	0	0	0	0	0	280
Disagree	2	0	0	339	0	0	0	0	0	0	0	0	0	0	0	339
Can't choose	8	0	0	50	0	0	0	0	0	0	0	0	0	0	0	50
No answer	9	0	0	8	0	0	0	0	0	0	0	0	0	0	0	8
Not applicable	IAP	13626	354	6865	353	5907	10334	2817	2765	2812	4510	2023	2044	1974	2538	58922

C. The average citizen has considerable influence on politics.

[VAR: POLEFF3]

<u>RESPONSE</u>	<u>PUNCH</u>	<u>YEAR</u>														
		<u>1972-82</u>	<u>1982B</u>	<u>1983-87</u>	<u>1987B</u>	<u>1988-91</u>	<u>1993-98</u>	<u>2000</u>	<u>2002</u>	<u>2004</u>	<u>2006</u>	<u>2008</u>	<u>2010</u>	<u>2012</u>	<u>2014</u>	<u>ALL</u>
Strongly agree	1	0	0	204	0	0	53	0	0	0	105	0	0	43	0	405
Agree	2	0	0	419	0	0	354	0	0	0	406	0	0	153	0	1332
Neither agree nor disagree	3	0	0	0	0	0	248	0	0	0	243	0	0	121	0	612
Disagree	4	0	0	0	0	0	475	0	0	0	521	0	0	210	0	1206
Strongly disagree	5	0	0	0	0	0	135	0	0	0	228	0	0	108	0	471
Can't choose	8	0	0	42	0	0	39	0	0	0	14	0	0	24	0	119
No answer	9	0	0	12	0	0	28	0	0	0	1	0	0	3	0	44
Not applicable	IAP	13626	354	6865	353	5907	9002	2817	2765	2812	2992	2023	2044	1312	2538	55410

REMARKS: See important remarks below after POLEFF10 for information about the response categories of this variable.

D. The average person has much to say about running local government.

[VAR: POLEFF4]

<u>RESPONSE</u>	<u>PUNCH</u>	<u>YEAR</u>														
		<u>1972-82</u>	<u>1982B</u>	<u>1983-87</u>	<u>1987B</u>	<u>1988-91</u>	<u>1993-98</u>	<u>2000</u>	<u>2002</u>	<u>2004</u>	<u>2006</u>	<u>2008</u>	<u>2010</u>	<u>2012</u>	<u>2014</u>	<u>ALL</u>
Agree	1	0	0	214	0	0	0	0	0	0	0	0	0	0	0	214
Disagree	2	0	0	406	0	0	0	0	0	0	0	0	0	0	0	406
Can't choose	8	0	0	47	0	0	0	0	0	0	0	0	0	0	0	47
No answer	9	0	0	10	0	0	0	0	0	0	0	0	0	0	0	10
Not applicable	IAP	13626	354	6865	353	5907	10334	2817	2765	2812	4510	2023	2044	1974	2538	58922

E. People like me have much to say about government.

[VAR: POLEFF5]

<u>RESPONSE</u>	<u>PUNCH</u>	<u>YEAR</u>														
		<u>1972-82</u>	<u>1982B</u>	<u>1983-87</u>	<u>1987B</u>	<u>1988-91</u>	<u>1993-98</u>	<u>2000</u>	<u>2002</u>	<u>2004</u>	<u>2006</u>	<u>2008</u>	<u>2010</u>	<u>2012</u>	<u>2014</u>	<u>ALL</u>
Agree	1	0	0	259	0	0	0	0	0	0	0	0	0	0	0	259
Disagree	2	0	0	353	0	0	0	0	0	0	0	0	0	0	0	353
Can't choose	8	0	0	55	0	0	0	0	0	0	0	0	0	0	0	55
No answer	9	0	0	10	0	0	0	0	0	0	0	0	0	0	0	10
Not applicable	IAP	13626	354	6865	353	5907	10334	2817	2765	2812	4510	2023	2044	1974	2538	58922

F. The average person has a great deal of influence on government decisions.

[VAR: POLEFF6]

<u>RESPONSE</u>	<u>PUNCH</u>	<u>YEAR</u>														
		<u>1972-82</u>	<u>1982B</u>	<u>1983-87</u>	<u>1987B</u>	<u>1988-91</u>	<u>1993-98</u>	<u>2000</u>	<u>2002</u>	<u>2004</u>	<u>2006</u>	<u>2008</u>	<u>2010</u>	<u>2012</u>	<u>2014</u>	<u>ALL</u>
Agree	1	0	0	131	0	0	0	0	0	0	0	0	0	0	0	131
Disagree	2	0	0	492	0	0	0	0	0	0	0	0	0	0	0	492
Can't choose	8	0	0	39	0	0	0	0	0	0	0	0	0	0	0	39
No answer	9	0	0	15	0	0	0	0	0	0	0	0	0	0	0	15
Not applicable	IAP	13626	354	6865	353	5907	10334	2817	2765	2812	4510	2023	2044	1974	2538	58922

G. The government is generally responsive to public opinion.

[VAR: POLEFF7]

<u>RESPONSE</u>	<u>PUNCH</u>	<u>YEAR</u>														
		<u>1972-82</u>	<u>1982B</u>	<u>1983-87</u>	<u>1987B</u>	<u>1988-91</u>	<u>1993-98</u>	<u>2000</u>	<u>2002</u>	<u>2004</u>	<u>2006</u>	<u>2008</u>	<u>2010</u>	<u>2012</u>	<u>2014</u>	<u>ALL</u>
Agree	1	0	0	302	0	0	0	0	0	0	0	0	0	0	0	302
Disagree	2	0	0	294	0	0	0	0	0	0	0	0	0	0	0	294
Can't choose	8	0	0	70	0	0	0	0	0	0	0	0	0	0	0	70
No answer	9	0	0	11	0	0	0	0	0	0	0	0	0	0	0	11
Not applicable	IAP	13626	354	6865	353	5907	10334	2817	2765	2812	4510	2023	2044	1974	2538	58922

H. I am usually interested in local elections.

[VAR: POLEFF8]

<u>RESPONSE</u>	<u>PUNCH</u>	<u>YEAR</u>														
		<u>1972-82</u>	<u>1982B</u>	<u>1983-87</u>	<u>1987B</u>	<u>1988-91</u>	<u>1993-98</u>	<u>2000</u>	<u>2002</u>	<u>2004</u>	<u>2006</u>	<u>2008</u>	<u>2010</u>	<u>2012</u>	<u>2014</u>	<u>ALL</u>
Agree	1	0	0	484	0	0	0	0	0	0	0	0	0	0	0	484
Disagree	2	0	0	148	0	0	0	0	0	0	0	0	0	0	0	148
Can't choose	8	0	0	36	0	0	0	0	0	0	0	0	0	0	0	36
No answer	9	0	0	9	0	0	0	0	0	0	0	0	0	0	0	9
Not applicable	IAP	13626	354	6865	353	5907	10334	2817	2765	2812	4510	2023	2044	1974	2538	58922

I. By taking an active part in political and social affairs the people can control world affairs.

[VAR: POLEFF9]

<u>RESPONSE</u>	<u>PUNCH</u>	<u>YEAR</u>														
		<u>1972-82</u>	<u>1982B</u>	<u>1983-87</u>	<u>1987B</u>	<u>1988-91</u>	<u>1993-98</u>	<u>2000</u>	<u>2002</u>	<u>2004</u>	<u>2006</u>	<u>2008</u>	<u>2010</u>	<u>2012</u>	<u>2014</u>	<u>ALL</u>
Agree	1	0	0	233	0	0	0	0	0	0	0	0	0	0	0	233
Disagree	2	0	0	344	0	0	0	0	0	0	0	0	0	0	0	344
Can't choose	8	0	0	91	0	0	0	0	0	0	0	0	0	0	0	91
No answer	9	0	0	9	0	0	0	0	0	0	0	0	0	0	0	9
Not applicable	IAP	13626	354	6865	353	5907	10334	2817	2765	2812	4510	2023	2044	1974	2538	58922

J. Taking everything into account, the world is getting better.

[VAR: POLEFF10]

<u>RESPONSE</u>	<u>PUNCH</u>	<u>YEAR</u>														
		<u>1972-82</u>	<u>1982B</u>	<u>1983-87</u>	<u>1987B</u>	<u>1988-91</u>	<u>1993-98</u>	<u>2000</u>	<u>2002</u>	<u>2004</u>	<u>2006</u>	<u>2008</u>	<u>2010</u>	<u>2012</u>	<u>2014</u>	<u>ALL</u>
Agree	1	0	0	225	0	0	0	0	0	0	0	0	0	0	0	225
Disagree	2	0	0	323	0	0	0	0	0	0	0	0	0	0	0	323
Can't choose	8	0	0	119	0	0	0	0	0	0	0	0	0	0	0	119
No answer	9	0	0	10	0	0	0	0	0	0	0	0	0	0	0	10
Not applicable	IAP	13626	354	6865	353	5907	10334	2817	2765	2812	4510	2023	2044	1974	2538	58922

REMARKS: For POLEFF3 in 1985 only agree (code 1) and disagree (code 2) were used. In 1996 codes 1-5 as listed with POLEFF11 and above were used. Unless recoded the 1985 and 1996 data are not comparable.

1400. Here are some things the government might do for the economy. Circle one number for each action to show whether you are in favor of it or against it.

A. Control of wages by legislation.

[VAR: SETWAGE]

<u>RESPONSE</u>	<u>PUNCH</u>	<u>YEAR</u>														
		<u>1972-82</u>	<u>1982B</u>	<u>1983-87</u>	<u>1987B</u>	<u>1988-91</u>	<u>1993-98</u>	<u>2000</u>	<u>2002</u>	<u>2004</u>	<u>2006</u>	<u>2008</u>	<u>2010</u>	<u>2012</u>	<u>2014</u>	<u>ALL</u>
Strongly in favor of	1	0	0	59	0	84	109	0	0	0	0	0	0	0	0	252
In favor of	2	0	0	90	0	209	252	0	0	0	0	0	0	0	0	551
Neither in favor nor against	3	0	0	141	0	294	275	0	0	0	0	0	0	0	0	710
Against	4	0	0	254	0	406	427	0	0	0	0	0	0	0	0	1087
Strongly against	5	0	0	120	0	186	216	0	0	0	0	0	0	0	0	522
Don't know	8	0	0	0	0	2	4	0	0	0	0	0	0	0	0	6
No answer	9	0	0	13	0	36	49	0	0	0	0	0	0	0	0	98
Not applicable	IAP	13626	354	6865	353	4690	9002	2817	2765	2812	4510	2023	2044	1974	2538	56373

B. Control of prices by legislation.

[VAR: SETPRICE]

<u>RESPONSE</u>	<u>PUNCH</u>	<u>YEAR</u>														
		<u>1972-82</u>	<u>1982B</u>	<u>1983-87</u>	<u>1987B</u>	<u>1988-91</u>	<u>1993-98</u>	<u>2000</u>	<u>2002</u>	<u>2004</u>	<u>2006</u>	<u>2008</u>	<u>2010</u>	<u>2012</u>	<u>2014</u>	<u>ALL</u>
Strongly in favor of	1	0	0	57	0	109	119	0	0	0	0	0	0	0	0	285
In favor of	2	0	0	194	0	315	327	0	0	0	0	0	0	0	0	836
Neither in favor nor against	3	0	0	132	0	307	289	0	0	0	0	0	0	0	0	728
Against	4	0	0	204	0	303	376	0	0	0	0	0	0	0	0	883
Strongly against	5	0	0	78	0	138	164	0	0	0	0	0	0	0	0	380
Don't know	8	0	0	0	0	1	5	0	0	0	0	0	0	0	0	6
No answer	9	0	0	12	0	44	52	0	0	0	0	0	0	0	0	108
Not applicable	IAP	13626	354	6865	353	4690	9002	2817	2765	2812	4510	2023	2044	1974	2538	56373

C. Cuts in government spending.

[VAR: CUTGOVT]

<u>RESPONSE</u>	<u>PUNCH</u>	<u>YEAR</u>														
		<u>1972-82</u>	<u>1982B</u>	<u>1983-87</u>	<u>1987B</u>	<u>1988-91</u>	<u>1993-98</u>	<u>2000</u>	<u>2002</u>	<u>2004</u>	<u>2006</u>	<u>2008</u>	<u>2010</u>	<u>2012</u>	<u>2014</u>	<u>ALL</u>
Strongly in favor of	1	0	0	287	0	436	535	0	0	0	410	0	0	0	0	1668
In favor of	2	0	0	259	0	488	543	0	0	0	529	0	0	0	0	1819
Neither in favor nor against	3	0	0	68	0	186	139	0	0	0	333	0	0	0	0	726
Against	4	0	0	41	0	52	53	0	0	0	147	0	0	0	0	293
Strongly against	5	0	0	11	0	20	23	0	0	0	64	0	0	0	0	118
Don't know	8	0	0	0	0	1	2	0	0	0	33	0	0	0	0	36
No answer	9	0	0	11	0	34	37	0	0	0	2	0	0	0	0	84
Not applicable	IAP	13626	354	6865	353	4690	9002	2817	2765	2812	2992	2023	2044	1974	2538	54855

D. Government financing of projects to create new jobs.

[VAR: MAKEJOBS]

<u>RESPONSE</u>	<u>PUNCH</u>	<u>YEAR</u>														
		<u>1972-82</u>	<u>1982B</u>	<u>1983-87</u>	<u>1987B</u>	<u>1988-91</u>	<u>1993-98</u>	<u>2000</u>	<u>2002</u>	<u>2004</u>	<u>2006</u>	<u>2008</u>	<u>2010</u>	<u>2012</u>	<u>2014</u>	<u>ALL</u>
Strongly in favor of	1	0	0	183	0	295	351	0	0	0	630	0	0	0	0	1459
In favor of	2	0	0	279	0	532	603	0	0	0	658	0	0	0	0	2072
Neither in favor nor against	3	0	0	105	0	247	195	0	0	0	124	0	0	0	0	671
Against	4	0	0	79	0	87	112	0	0	0	71	0	0	0	0	349
Strongly against	5	0	0	23	0	24	32	0	0	0	27	0	0	0	0	106
Don't know	8	0	0	0	0	1	2	0	0	0	8	0	0	0	0	11
No answer	9	0	0	8	0	31	37	0	0	0	0	0	0	0	0	76
Not applicable	IAP	13626	354	6865	353	4690	9002	2817	2765	2812	2992	2023	2044	1974	2538	54855

E. Less government regulation of business.

[VAR: LESSREG]

<u>RESPONSE</u>	<u>PUNCH</u>	<u>YEAR</u>														
		<u>1972-82</u>	<u>1982B</u>	<u>1983-87</u>	<u>1987B</u>	<u>1988-91</u>	<u>1993-98</u>	<u>2000</u>	<u>2002</u>	<u>2004</u>	<u>2006</u>	<u>2008</u>	<u>2010</u>	<u>2012</u>	<u>2014</u>	<u>ALL</u>
Strongly in favor of	1	0	0	119	0	128	201	0	0	0	251	0	0	0	0	699
In favor of	2	0	0	227	0	359	444	0	0	0	518	0	0	0	0	1548
Neither in favor nor against	3	0	0	197	0	470	413	0	0	0	406	0	0	0	0	1486
Against	4	0	0	102	0	178	187	0	0	0	236	0	0	0	0	703
Strongly against	5	0	0	21	0	40	41	0	0	0	69	0	0	0	0	171
Don't know	8	0	0	0	0	1	3	0	0	0	37	0	0	0	0	41
No answer	9	0	0	11	0	41	43	0	0	0	1	0	0	0	0	96
Not applicable	IAP	13626	354	6865	353	4690	9002	2817	2765	2812	2992	2023	2044	1974	2538	54855

F. Support for industry to develop new products and technology.

[VAR: HLPHITEC]

<u>RESPONSE</u>	<u>PUNCH</u>	<u>YEAR</u>														
		<u>1972-82</u>	<u>1982B</u>	<u>1983-87</u>	<u>1987B</u>	<u>1988-91</u>	<u>1993-98</u>	<u>2000</u>	<u>2002</u>	<u>2004</u>	<u>2006</u>	<u>2008</u>	<u>2010</u>	<u>2012</u>	<u>2014</u>	<u>ALL</u>
Strongly in favor of	1	0	0	151	0	306	324	0	0	0	550	0	0	0	0	1331
In favor of	2	0	0	328	0	562	676	0	0	0	746	0	0	0	0	2312
Neither in favor nor against	3	0	0	123	0	241	203	0	0	0	129	0	0	0	0	696
Against	4	0	0	54	0	59	67	0	0	0	60	0	0	0	0	240
Strongly against	5	0	0	10	0	18	18	0	0	0	19	0	0	0	0	65
Don't know	8	0	0	0	0	1	3	0	0	0	14	0	0	0	0	18
No answer	9	0	0	11	0	30	41	0	0	0	0	0	0	0	0	82
Not applicable	IAP	13626	354	6865	353	4690	9002	2817	2765	2812	2992	2023	2044	1974	2538	54855

G. Supporting declining industries to protect jobs.

[VAR: SAVEJOBS]

<u>RESPONSE</u>	<u>PUNCH</u>	<u>YEAR</u>														
		<u>1972-82</u>	<u>1982B</u>	<u>1983-87</u>	<u>1987B</u>	<u>1988-91</u>	<u>1993-98</u>	<u>2000</u>	<u>2002</u>	<u>2004</u>	<u>2006</u>	<u>2008</u>	<u>2010</u>	<u>2012</u>	<u>2014</u>	<u>ALL</u>
Strongly in favor of	1	0	0	118	0	177	178	0	0	0	369	0	0	0	0	842
In favor of	2	0	0	225	0	436	457	0	0	0	651	0	0	0	0	1769
Neither in favor nor against	3	0	0	147	0	341	326	0	0	0	232	0	0	0	0	1046
Against	4	0	0	144	0	188	263	0	0	0	203	0	0	0	0	798
Strongly against	5	0	0	34	0	44	66	0	0	0	45	0	0	0	0	189
Don't know	8	0	0	0	0	1	4	0	0	0	16	0	0	0	0	21
No answer	9	0	0	9	0	30	38	0	0	0	2	0	0	0	0	79
Not applicable	IAP	13626	354	6865	353	4690	9002	2817	2765	2812	2992	2023	2044	1974	2538	54855

H. Reducing the work week to create more jobs.

[VAR: CUTHOURS]

<u>RESPONSE</u>	<u>PUNCH</u>	<u>YEAR</u>														
		<u>1972-82</u>	<u>1982B</u>	<u>1983-87</u>	<u>1987B</u>	<u>1988-91</u>	<u>1993-98</u>	<u>2000</u>	<u>2002</u>	<u>2004</u>	<u>2006</u>	<u>2008</u>	<u>2010</u>	<u>2012</u>	<u>2014</u>	<u>ALL</u>
Strongly in favor of	1	0	0	44	0	92	92	0	0	0	154	0	0	0	0	382
In favor of	2	0	0	139	0	189	263	0	0	0	384	0	0	0	0	975
Neither in favor nor against	3	0	0	174	0	415	376	0	0	0	285	0	0	0	0	1250
Against	4	0	0	229	0	354	422	0	0	0	492	0	0	0	0	1497
Strongly against	5	0	0	84	0	128	142	0	0	0	185	0	0	0	0	539
Don't know	8	0	0	0	0	1	2	0	0	0	17	0	0	0	0	20
No answer	9	0	0	7	0	38	35	0	0	0	1	0	0	0	0	81
Not applicable	IAP	13626	354	6865	353	4690	9002	2817	2765	2812	2992	2023	2044	1974	2538	54855

1401. Listed below are various areas of government spending. Please indicate whether you would like to see more or less government spending in each area. Remember that if you say "much more," it might require a tax increase to pay for it.

A. The environment.

[VAR: SPENVIRO]

<u>RESPONSE</u>	<u>PUNCH</u>	<u>YEAR</u>														
		<u>1972-82</u>	<u>1982B</u>	<u>1983-87</u>	<u>1987B</u>	<u>1988-91</u>	<u>1993-98</u>	<u>2000</u>	<u>2002</u>	<u>2004</u>	<u>2006</u>	<u>2008</u>	<u>2010</u>	<u>2012</u>	<u>2014</u>	<u>ALL</u>
Spend much more	1	0	0	66	0	178	151	0	0	0	261	0	0	0	0	656
Spend more	2	0	0	213	0	510	474	0	0	0	541	0	0	0	0	1738
Spend the same as now	3	0	0	277	0	339	460	0	0	0	492	0	0	0	0	1568
Spend less	4	0	0	70	0	85	137	0	0	0	156	0	0	0	0	448
Spend much less	5	0	0	13	0	23	39	0	0	0	37	0	0	0	0	112
Can't choose	8	0	0	25	0	41	29	0	0	0	30	0	0	0	0	125
No answer	9	0	0	13	0	41	42	0	0	0	1	0	0	0	0	97
Not applicable	IAP	13626	354	6865	353	4690	9002	2817	2765	2812	2992	2023	2044	1974	2538	54855

B. Health.

[VAR: SPHLTH]

<u>RESPONSE</u>	<u>PUNCH</u>	<u>YEAR</u>														
		<u>1972-82</u>	<u>1982B</u>	<u>1983-87</u>	<u>1987B</u>	<u>1988-91</u>	<u>1993-98</u>	<u>2000</u>	<u>2002</u>	<u>2004</u>	<u>2006</u>	<u>2008</u>	<u>2010</u>	<u>2012</u>	<u>2014</u>	<u>ALL</u>
Spend much more	1	0	0	85	0	233	229	0	0	0	549	0	0	0	0	1096
Spend more	2	0	0	295	0	595	634	0	0	0	658	0	0	0	0	2182
Spend the same as now	3	0	0	224	0	285	329	0	0	0	208	0	0	0	0	1046
Spend less	4	0	0	40	0	25	65	0	0	0	74	0	0	0	0	204
Spend much less	5	0	0	11	0	9	20	0	0	0	16	0	0	0	0	56
Can't choose	8	0	0	9	0	28	21	0	0	0	13	0	0	0	0	71
No answer	9	0	0	13	0	42	34	0	0	0	0	0	0	0	0	89
Not applicable	IAP	13626	354	6865	353	4690	9002	2817	2765	2812	2992	2023	2044	1974	2538	54855

C. The police and law enforcement.

[VAR: SPPOLICE]

<u>RESPONSE</u>	<u>PUNCH</u>	<u>YEAR</u>														
		<u>1972-82</u>	<u>1982B</u>	<u>1983-87</u>	<u>1987B</u>	<u>1988-91</u>	<u>1993-98</u>	<u>2000</u>	<u>2002</u>	<u>2004</u>	<u>2006</u>	<u>2008</u>	<u>2010</u>	<u>2012</u>	<u>2014</u>	<u>ALL</u>
Spend much more	1	0	0	64	0	131	155	0	0	0	245	0	0	0	0	595
Spend more	2	0	0	274	0	509	586	0	0	0	593	0	0	0	0	1962
Spend the same as now	3	0	0	275	0	442	447	0	0	0	544	0	0	0	0	1708
Spend less	4	0	0	31	0	50	74	0	0	0	100	0	0	0	0	255
Spend much less	5	0	0	6	0	15	15	0	0	0	20	0	0	0	0	56
Can't choose	8	0	0	12	0	32	19	0	0	0	15	0	0	0	0	78
No answer	9	0	0	15	0	38	36	0	0	0	1	0	0	0	0	90
Not applicable	IAP	13626	354	6865	353	4690	9002	2817	2765	2812	2992	2023	2044	1974	2538	54855

D. Education.

[VAR: SPSCHOOL]

<u>RESPONSE</u>	<u>PUNCH</u>	<u>YEAR</u>														
		<u>1972-82</u>	<u>1982B</u>	<u>1983-87</u>	<u>1987B</u>	<u>1988-91</u>	<u>1993-98</u>	<u>2000</u>	<u>2002</u>	<u>2004</u>	<u>2006</u>	<u>2008</u>	<u>2010</u>	<u>2012</u>	<u>2014</u>	<u>ALL</u>
Spend much more	1	0	0	139	0	301	371	0	0	0	617	0	0	0	0	1428
Spend more	2	0	0	279	0	556	621	0	0	0	631	0	0	0	0	2087
Spend the same as now	3	0	0	201	0	267	222	0	0	0	203	0	0	0	0	893
Spend less	4	0	0	25	0	20	47	0	0	0	50	0	0	0	0	142
Spend much less	5	0	0	5	0	9	21	0	0	0	10	0	0	0	0	45
Can't choose	8	0	0	11	0	27	17	0	0	0	7	0	0	0	0	62
No answer	9	0	0	17	0	37	33	0	0	0	0	0	0	0	0	87
Not applicable	IAP	13626	354	6865	353	4690	9002	2817	2765	2812	2992	2023	2044	1974	2538	54855

E. The military and defense.

[VAR: SPARMS]

<u>RESPONSE</u>	<u>PUNCH</u>	<u>YEAR</u>														
		<u>1972-82</u>	<u>1982B</u>	<u>1983-87</u>	<u>1987B</u>	<u>1988-91</u>	<u>1993-98</u>	<u>2000</u>	<u>2002</u>	<u>2004</u>	<u>2006</u>	<u>2008</u>	<u>2010</u>	<u>2012</u>	<u>2014</u>	<u>ALL</u>
Spend much more	1	0	0	49	0	37	61	0	0	0	189	0	0	0	0	336
Spend more	2	0	0	77	0	120	211	0	0	0	356	0	0	0	0	764
Spend the same as now	3	0	0	237	0	422	585	0	0	0	542	0	0	0	0	1786
Spend less	4	0	0	183	0	340	315	0	0	0	315	0	0	0	0	1153
Spend much less	5	0	0	92	0	217	106	0	0	0	95	0	0	0	0	510
Can't choose	8	0	0	21	0	36	19	0	0	0	18	0	0	0	0	94
No answer	9	0	0	18	0	45	35	0	0	0	3	0	0	0	0	101
Not applicable	IAP	13626	354	6865	353	4690	9002	2817	2765	2812	2992	2023	2044	1974	2538	54855

F. Retirement benefits.

[VAR: SPRETIRE]

<u>RESPONSE</u>	<u>PUNCH</u>	<u>YEAR</u>														
		<u>1972-82</u>	<u>1982B</u>	<u>1983-87</u>	<u>1987B</u>	<u>1988-91</u>	<u>1993-98</u>	<u>2000</u>	<u>2002</u>	<u>2004</u>	<u>2006</u>	<u>2008</u>	<u>2010</u>	<u>2012</u>	<u>2014</u>	<u>ALL</u>
Spend much more	1	0	0	80	0	142	166	0	0	0	370	0	0	0	0	758
Spend more	2	0	0	197	0	408	474	0	0	0	589	0	0	0	0	1668
Spend the same as now	3	0	0	270	0	471	496	0	0	0	422	0	0	0	0	1659
Spend less	4	0	0	71	0	85	99	0	0	0	87	0	0	0	0	342
Spend much less	5	0	0	18	0	26	26	0	0	0	20	0	0	0	0	90
Can't choose	8	0	0	25	0	46	33	0	0	0	30	0	0	0	0	134
No answer	9	0	0	16	0	39	38	0	0	0	0	0	0	0	0	93
Not applicable	IAP	13626	354	6865	353	4690	9002	2817	2765	2812	2992	2023	2044	1974	2538	54855

G. Unemployment benefits.

[VAR: SPUNEMP]

RESPONSE	PUNCH	YEAR														
		<u>1972-82</u>	<u>1982B</u>	<u>1983-87</u>	<u>1987B</u>	<u>1988-91</u>	<u>1993-98</u>	<u>2000</u>	<u>2002</u>	<u>2004</u>	<u>2006</u>	<u>2008</u>	<u>2010</u>	<u>2012</u>	<u>2014</u>	<u>ALL</u>
Spend much more	1	0	0	51	0	81	91	0	0	0	170	0	0	0	0	393
Spend more	2	0	0	118	0	227	266	0	0	0	380	0	0	0	0	991
Spend the same as now	3	0	0	316	0	578	631	0	0	0	731	0	0	0	0	2256
Spend less	4	0	0	109	0	171	204	0	0	0	181	0	0	0	0	665
Spend much less	5	0	0	48	0	68	68	0	0	0	27	0	0	0	0	211
Can't choose	8	0	0	20	0	53	34	0	0	0	28	0	0	0	0	135
No answer	9	0	0	15	0	39	38	0	0	0	1	0	0	0	0	93
Not applicable	IAP	13626	354	6865	353	4690	9002	2817	2765	2812	2992	2023	2044	1974	2538	54855

H. Culture and the arts.

[VAR: SPARTS]

RESPONSE	PUNCH	YEAR														
		<u>1972-82</u>	<u>1982B</u>	<u>1983-87</u>	<u>1987B</u>	<u>1988-91</u>	<u>1993-98</u>	<u>2000</u>	<u>2002</u>	<u>2004</u>	<u>2006</u>	<u>2008</u>	<u>2010</u>	<u>2012</u>	<u>2014</u>	<u>ALL</u>
Spend much more	1	0	0	27	0	27	55	0	0	0	72	0	0	0	0	181
Spend more	2	0	0	67	0	122	140	0	0	0	288	0	0	0	0	617
Spend the same as now	3	0	0	257	0	488	473	0	0	0	686	0	0	0	0	1904
Spend less	4	0	0	162	0	246	345	0	0	0	337	0	0	0	0	1090
Spend much less	5	0	0	101	0	191	225	0	0	0	105	0	0	0	0	622
Can't choose	8	0	0	48	0	99	55	0	0	0	30	0	0	0	0	232
No answer	9	0	0	15	0	44	39	0	0	0	0	0	0	0	0	98
Not applicable	IAP	13626	354	6865	353	4690	9002	2817	2765	2812	2992	2023	2044	1974	2538	54855

REMARKS: See GSS Methodological Report No. 81.

1402. Do you consider the amount of federal income tax that your household has to pay is . . .

[VAR: INCTAX]

<u>RESPONSE</u>	<u>PUNCH</u>	<u>YEAR</u>														
		<u>1972-82</u>	<u>1982B</u>	<u>1983-87</u>	<u>1987B</u>	<u>1988-91</u>	<u>1993-98</u>	<u>2000</u>	<u>2002</u>	<u>2004</u>	<u>2006</u>	<u>2008</u>	<u>2010</u>	<u>2012</u>	<u>2014</u>	<u>ALL</u>
Much too high	1	0	0	163	0	0	0	0	0	0	0	0	0	0	0	163
Too high	2	0	0	247	0	0	0	0	0	0	0	0	0	0	0	247
About right	3	0	0	199	0	0	0	0	0	0	0	0	0	0	0	199
Too low	4	0	0	4	0	0	0	0	0	0	0	0	0	0	0	4
Much too low	5	0	0	0	0	0	0	0	0	0	0	0	0	0	0	0
Does not apply	6	0	0	34	0	0	0	0	0	0	0	0	0	0	0	34
Can't choose	8	0	0	18	0	0	0	0	0	0	0	0	0	0	0	18
No answer	9	0	0	12	0	0	0	0	0	0	0	0	0	0	0	12
Not applicable	IAP	13626	354	6865	353	5907	10334	2817	2765	2812	4510	2023	2044	1974	2538	58922

1403. Do you consider the amount of tax that business and industry have to pay is too high or too low?

[VAR: BUSTAX]

<u>RESPONSE</u>	<u>PUNCH</u>	<u>YEAR</u>														
		<u>1972-82</u>	<u>1982B</u>	<u>1983-87</u>	<u>1987B</u>	<u>1988-91</u>	<u>1993-98</u>	<u>2000</u>	<u>2002</u>	<u>2004</u>	<u>2006</u>	<u>2008</u>	<u>2010</u>	<u>2012</u>	<u>2014</u>	<u>ALL</u>
Much too high	1	0	0	32	0	0	0	0	0	0	0	0	0	0	0	32
Too high	2	0	0	82	0	0	0	0	0	0	0	0	0	0	0	82
About right	3	0	0	199	0	0	0	0	0	0	0	0	0	0	0	199
Too low	4	0	0	217	0	0	0	0	0	0	0	0	0	0	0	217
Much too low	5	0	0	67	0	0	0	0	0	0	0	0	0	0	0	67
Can't choose	8	0	0	71	0	0	0	0	0	0	0	0	0	0	0	71
No answer	9	0	0	9	0	0	0	0	0	0	0	0	0	0	0	9
Not applicable	IAP	13626	354	6865	353	5907	10334	2817	2765	2812	4510	2023	2044	1974	2538	58922

1404. If the government had to choose between keeping down inflation or keeping down unemployment to which do you think it should give highest priority?

[VAR: INFLJOBS]

<u>RESPONSE</u>	<u>PUNCH</u>	<u>YEAR</u>														
		<u>1972-82</u>	<u>1982B</u>	<u>1983-87</u>	<u>1987B</u>	<u>1988-91</u>	<u>1993-98</u>	<u>2000</u>	<u>2002</u>	<u>2004</u>	<u>2006</u>	<u>2008</u>	<u>2010</u>	<u>2012</u>	<u>2014</u>	<u>ALL</u>
Keeping inflation down	1	0	0	275	0	512	528	0	0	0	0	0	0	0	0	1315
Keeping unemployment down	2	0	0	290	0	440	596	0	0	0	0	0	0	0	0	1326
Can't choose	8	0	0	103	0	221	177	0	0	0	0	0	0	0	0	501
No answer	9	0	0	9	0	44	31	0	0	0	0	0	0	0	0	84
Not applicable	IAP	13626	354	6865	353	4690	9002	2817	2765	2812	4510	2023	2044	1974	2538	56373

1405. Do you think that labor unions in this country have too much power or too little power?

[VAR: LABORPOW]

<u>RESPONSE</u>	<u>PUNCH</u>	<u>YEAR</u>														
		<u>1972-82</u>	<u>1982B</u>	<u>1983-87</u>	<u>1987B</u>	<u>1988-91</u>	<u>1993-98</u>	<u>2000</u>	<u>2002</u>	<u>2004</u>	<u>2006</u>	<u>2008</u>	<u>2010</u>	<u>2012</u>	<u>2014</u>	<u>ALL</u>
Far too much power	1	0	0	157	0	170	187	0	0	0	0	0	0	0	0	514
Too much power	2	0	0	241	0	345	327	0	0	0	0	0	0	0	0	913
About the right amount of power	3	0	0	176	0	413	455	0	0	0	0	0	0	0	0	1044
Too little power	4	0	0	42	0	117	152	0	0	0	0	0	0	0	0	311
Far too little power	5	0	0	7	0	24	30	0	0	0	0	0	0	0	0	61
Can't choose	8	0	0	43	0	126	154	0	0	0	0	0	0	0	0	323
No answer	9	0	0	11	0	22	27	0	0	0	0	0	0	0	0	60
Not applicable	IAP	13626	354	6865	353	4690	9002	2817	2765	2812	4510	2023	2044	1974	2538	56373

1406. How about business and industry, do they have too much power or too little power?

[VAR: BUSPOW]

<u>RESPONSE</u>	<u>PUNCH</u>	<u>YEAR</u>														
		<u>1972-82</u>	<u>1982B</u>	<u>1983-87</u>	<u>1987B</u>	<u>1988-91</u>	<u>1993-98</u>	<u>2000</u>	<u>2002</u>	<u>2004</u>	<u>2006</u>	<u>2008</u>	<u>2010</u>	<u>2012</u>	<u>2014</u>	<u>ALL</u>
Far too much power	1	0	0	79	0	105	146	0	0	0	0	0	0	0	0	330
Too much power	2	0	0	221	0	388	434	0	0	0	0	0	0	0	0	1043
About the right amount of power	3	0	0	269	0	509	507	0	0	0	0	0	0	0	0	1285
Too little power	4	0	0	36	0	68	79	0	0	0	0	0	0	0	0	183
Far too little power	5	0	0	3	0	2	5	0	0	0	0	0	0	0	0	10
Can't choose	8	0	0	61	0	121	112	0	0	0	0	0	0	0	0	294
No answer	9	0	0	8	0	24	49	0	0	0	0	0	0	0	0	81
Not applicable	IAP	13626	354	6865	353	4690	9002	2817	2765	2812	4510	2023	2044	1974	2538	56373

1407. And what about the federal government, does it have too much power or too little power?

[VAR: GOVTPOW]

<u>RESPONSE</u>	<u>PUNCH</u>	<u>YEAR</u>														
		<u>1972-82</u>	<u>1982B</u>	<u>1983-87</u>	<u>1987B</u>	<u>1988-91</u>	<u>1993-98</u>	<u>2000</u>	<u>2002</u>	<u>2004</u>	<u>2006</u>	<u>2008</u>	<u>2010</u>	<u>2012</u>	<u>2014</u>	<u>ALL</u>
Far too much power	1	0	0	104	0	145	308	0	0	0	0	0	0	0	0	557
Too much power	2	0	0	261	0	404	508	0	0	0	0	0	0	0	0	1173
About the right amount of power	3	0	0	240	0	520	368	0	0	0	0	0	0	0	0	1128
Too little power	4	0	0	25	0	48	40	0	0	0	0	0	0	0	0	113
Far too little power	5	0	0	2	0	3	6	0	0	0	0	0	0	0	0	11
Can't choose	8	0	0	35	0	73	54	0	0	0	0	0	0	0	0	162
No answer	9	0	0	10	0	24	48	0	0	0	0	0	0	0	0	82
Not applicable	IAP	13626	354	6865	353	4690	9002	2817	2765	2812	4510	2023	2044	1974	2538	56373

1408. What do you think the government's role in each of these industries should be?

A. Electric power.

[VAR: OWNPOWER]

<u>RESPONSE</u>	<u>PUNCH</u>	<u>YEAR</u>														
		<u>1972-82</u>	<u>1982B</u>	<u>1983-87</u>	<u>1987B</u>	<u>1988-91</u>	<u>1993-98</u>	<u>2000</u>	<u>2002</u>	<u>2004</u>	<u>2006</u>	<u>2008</u>	<u>2010</u>	<u>2012</u>	<u>2014</u>	<u>ALL</u>
Own it	1	0	0	37	0	63	0	0	0	0	0	0	0	0	0	100
Control prices and profits but not own it	2	0	0	394	0	618	0	0	0	0	0	0	0	0	0	1012
Neither own it nor control its prices and profits	3	0	0	199	0	366	0	0	0	0	0	0	0	0	0	565
Can't choose	8	0	0	34	0	122	0	0	0	0	0	0	0	0	0	156
No answer	9	0	0	13	0	48	0	0	0	0	0	0	0	0	0	61
Not applicable	IAP	13626	354	6865	353	4690	10334	2817	2765	2812	4510	2023	2044	1974	2538	57705

B. Local mass transportation.

[VAR: OWNMASS]

<u>RESPONSE</u>	<u>PUNCH</u>	<u>YEAR</u>														
		<u>1972-82</u>	<u>1982B</u>	<u>1983-87</u>	<u>1987B</u>	<u>1988-91</u>	<u>1993-98</u>	<u>2000</u>	<u>2002</u>	<u>2004</u>	<u>2006</u>	<u>2008</u>	<u>2010</u>	<u>2012</u>	<u>2014</u>	<u>ALL</u>
Own it	1	0	0	60	0	0	0	0	0	0	0	0	0	0	0	60
Control prices and profits but not own it	2	0	0	291	0	0	0	0	0	0	0	0	0	0	0	291
Neither own it nor control its prices and profits	3	0	0	261	0	0	0	0	0	0	0	0	0	0	0	261
Can't choose	8	0	0	49	0	0	0	0	0	0	0	0	0	0	0	49
No answer	9	0	0	16	0	0	0	0	0	0	0	0	0	0	0	16
Not applicable	IAP	13626	354	6865	353	5907	10334	2817	2765	2812	4510	2023	2044	1974	2538	58922

C. The steel industry.

[VAR: OWNSTEEL]

<u>RESPONSE</u>	<u>PUNCH</u>	<u>YEAR</u>														
		<u>1972-82</u>	<u>1982B</u>	<u>1983-87</u>	<u>1987B</u>	<u>1988-91</u>	<u>1993-98</u>	<u>2000</u>	<u>2002</u>	<u>2004</u>	<u>2006</u>	<u>2008</u>	<u>2010</u>	<u>2012</u>	<u>2014</u>	<u>ALL</u>
Own it	1	0	0	15	0	21	0	0	0	0	0	0	0	0	0	36
Control prices and profits but not own it	2	0	0	216	0	364	0	0	0	0	0	0	0	0	0	580
Neither own it nor control its prices and profits	3	0	0	371	0	623	0	0	0	0	0	0	0	0	0	994
Can't choose	8	0	0	53	0	152	0	0	0	0	0	0	0	0	0	205
No answer	9	0	0	22	0	57	0	0	0	0	0	0	0	0	0	79
Not applicable	IAP	13626	354	6865	353	4690	10334	2817	2765	2812	4510	2023	2044	1974	2538	57705

D. Banking and insurance.

[VAR: OWNBANKS]

<u>RESPONSE</u>	<u>PUNCH</u>	<u>YEAR</u>														
		<u>1972-82</u>	<u>1982B</u>	<u>1983-87</u>	<u>1987B</u>	<u>1988-91</u>	<u>1993-98</u>	<u>2000</u>	<u>2002</u>	<u>2004</u>	<u>2006</u>	<u>2008</u>	<u>2010</u>	<u>2012</u>	<u>2014</u>	<u>ALL</u>
Own it	1	0	0	20	0	43	0	0	0	0	0	0	0	0	0	63
Control prices and profits but not own it	2	0	0	302	0	526	0	0	0	0	0	0	0	0	0	828
Neither own it nor control its prices and profits	3	0	0	292	0	437	0	0	0	0	0	0	0	0	0	729
Can't choose	8	0	0	48	0	164	0	0	0	0	0	0	0	0	0	212
No answer	9	0	0	15	0	47	0	0	0	0	0	0	0	0	0	62
Not applicable	IAP	13626	354	6865	353	4690	10334	2817	2765	2812	4510	2023	2044	1974	2538	57705

E. The automobile industry.

[VAR: OWNAUTOS]

<u>RESPONSE</u>	<u>PUNCH</u>	<u>YEAR</u>														
		<u>1972-82</u>	<u>1982B</u>	<u>1983-87</u>	<u>1987B</u>	<u>1988-91</u>	<u>1993-98</u>	<u>2000</u>	<u>2002</u>	<u>2004</u>	<u>2006</u>	<u>2008</u>	<u>2010</u>	<u>2012</u>	<u>2014</u>	<u>ALL</u>
Own it	1	0	0	14	0	0	0	0	0	0	0	0	0	0	0	14
Control prices and profits but not own it	2	0	0	226	0	0	0	0	0	0	0	0	0	0	0	226
Neither own it nor control its prices and profits	3	0	0	373	0	0	0	0	0	0	0	0	0	0	0	373
Can't choose	8	0	0	46	0	0	0	0	0	0	0	0	0	0	0	46
No answer	9	0	0	18	0	0	0	0	0	0	0	0	0	0	0	18
Not applicable	IAP	13626	354	6865	353	5907	10334	2817	2765	2812	4510	2023	2044	1974	2538	58922

1409. On the whole, do you think it should or should not be the government's responsibility to . . .

A. Provide a job for everyone who wants one.

[VAR: JOBSALL]

<u>RESPONSE</u>	<u>PUNCH</u>	<u>YEAR</u>														
		<u>1972-82</u>	<u>1982B</u>	<u>1983-87</u>	<u>1987B</u>	<u>1988-91</u>	<u>1993-98</u>	<u>2000</u>	<u>2002</u>	<u>2004</u>	<u>2006</u>	<u>2008</u>	<u>2010</u>	<u>2012</u>	<u>2014</u>	<u>ALL</u>
Definitely should be	1	0	0	88	0	659	319	0	0	0	239	0	0	0	0	1305
Probably should be	2	0	0	134	0	1030	616	0	0	0	356	0	0	0	0	2136
Probably should not be	3	0	0	214	0	1092	722	0	0	0	521	0	0	0	0	2549
Definitely should not be	4	0	0	202	0	927	757	0	0	0	388	0	0	0	0	2274
Can't choose	8	0	0	29	0	212	132	0	0	0	14	0	0	0	0	387
No answer	9	0	0	10	0	109	70	0	0	0	0	0	0	0	0	189
Not applicable	IAP	13626	354	6865	353	1878	7718	2817	2765	2812	2992	2023	2044	1974	2538	50759

B. Keep prices under control.

[VAR: PRICECON]

<u>RESPONSE</u>	<u>PUNCH</u>	<u>YEAR</u>														
		<u>1972-82</u>	<u>1982B</u>	<u>1983-87</u>	<u>1987B</u>	<u>1988-91</u>	<u>1993-98</u>	<u>2000</u>	<u>2002</u>	<u>2004</u>	<u>2006</u>	<u>2008</u>	<u>2010</u>	<u>2012</u>	<u>2014</u>	<u>ALL</u>
Definitely should be	1	0	0	194	0	288	306	0	0	0	664	0	0	0	0	1452
Probably should be	2	0	0	293	0	577	552	0	0	0	495	0	0	0	0	1917
Probably should not be	3	0	0	106	0	190	242	0	0	0	221	0	0	0	0	759
Definitely should not be	4	0	0	53	0	80	144	0	0	0	125	0	0	0	0	402
Can't choose	8	0	0	18	0	38	34	0	0	0	12	0	0	0	0	102
No answer	9	0	0	13	0	44	54	0	0	0	1	0	0	0	0	112
Not applicable	IAP	13626	354	6865	353	4690	9002	2817	2765	2812	2992	2023	2044	1974	2538	54855

C. Provide health care for the sick.

[VAR: HLTHCARE]

<u>RESPONSE</u>	<u>PUNCH</u>	<u>YEAR</u>														
		<u>1972-82</u>	<u>1982B</u>	<u>1983-87</u>	<u>1987B</u>	<u>1988-91</u>	<u>1993-98</u>	<u>2000</u>	<u>2002</u>	<u>2004</u>	<u>2006</u>	<u>2008</u>	<u>2010</u>	<u>2012</u>	<u>2014</u>	<u>ALL</u>
Definitely should be	1	0	0	233	0	464	478	0	0	0	850	0	0	0	0	2025
Probably should be	2	0	0	306	0	562	572	0	0	0	502	0	0	0	0	1942
Probably should not be	3	0	0	83	0	92	145	0	0	0	116	0	0	0	0	436
Definitely should not be	4	0	0	28	0	33	46	0	0	0	38	0	0	0	0	145
Can't choose	8	0	0	13	0	27	35	0	0	0	11	0	0	0	0	86
No answer	9	0	0	14	0	39	56	0	0	0	1	0	0	0	0	110
Not applicable	IAP	13626	354	6865	353	4690	9002	2817	2765	2812	2992	2023	2044	1974	2538	54855

D. Provide a decent standard of living for the old.

[VAR: AIDOLD]

<u>RESPONSE</u>	<u>PUNCH</u>	<u>YEAR</u>														
		<u>1972-82</u>	<u>1982B</u>	<u>1983-87</u>	<u>1987B</u>	<u>1988-91</u>	<u>1993-98</u>	<u>2000</u>	<u>2002</u>	<u>2004</u>	<u>2006</u>	<u>2008</u>	<u>2010</u>	<u>2012</u>	<u>2014</u>	<u>ALL</u>
Definitely should be	1	0	0	267	0	460	484	0	504	0	863	0	0	0	0	2578
Probably should be	2	0	0	309	0	545	608	0	409	0	498	0	0	0	0	2369
Probably should not be	3	0	0	63	0	119	125	0	135	0	124	0	0	0	0	566
Definitely should not be	4	0	0	17	0	24	42	0	45	0	27	0	0	0	0	155
Can't choose	8	0	0	10	0	32	19	0	48	0	6	0	0	0	0	115
No answer	9	0	0	11	0	37	54	0	8	0	0	0	0	0	0	110
Not applicable	IAP	13626	354	6865	353	4690	9002	2817	1616	2812	2992	2023	2044	1974	2538	53706

E. Provide industry with the help it needs to grow.

[VAR: AIDINDUS]

<u>RESPONSE</u>	<u>PUNCH</u>	<u>YEAR</u>														
		<u>1972-82</u>	<u>1982B</u>	<u>1983-87</u>	<u>1987B</u>	<u>1988-91</u>	<u>1993-98</u>	<u>2000</u>	<u>2002</u>	<u>2004</u>	<u>2006</u>	<u>2008</u>	<u>2010</u>	<u>2012</u>	<u>2014</u>	<u>ALL</u>
Definitely should be	1	0	0	107	0	205	206	0	0	0	421	0	0	0	0	939
Probably should be	2	0	0	289	0	572	580	0	0	0	674	0	0	0	0	2115
Probably should not be	3	0	0	159	0	272	306	0	0	0	318	0	0	0	0	1055
Definitely should not be	4	0	0	72	0	54	104	0	0	0	71	0	0	0	0	301
Can't choose	8	0	0	39	0	74	76	0	0	0	34	0	0	0	0	223
No answer	9	0	0	11	0	40	60	0	0	0	0	0	0	0	0	111
Not applicable	IAP	13626	354	6865	353	4690	9002	2817	2765	2812	2992	2023	2044	1974	2538	54855

F. Provide a decent standard of living for the unemployed.

[VAR: AIDUNEMP]

<u>RESPONSE</u>	<u>PUNCH</u>	<u>YEAR</u>														
		<u>1972-82</u>	<u>1982B</u>	<u>1983-87</u>	<u>1987B</u>	<u>1988-91</u>	<u>1993-98</u>	<u>2000</u>	<u>2002</u>	<u>2004</u>	<u>2006</u>	<u>2008</u>	<u>2010</u>	<u>2012</u>	<u>2014</u>	<u>ALL</u>
Definitely should be	1	0	0	98	0	397	153	0	0	0	237	0	0	0	0	885
Probably should be	2	0	0	217	0	944	418	0	0	0	532	0	0	0	0	2111
Probably should not be	3	0	0	206	0	722	396	0	0	0	512	0	0	0	0	1836
Definitely should not be	4	0	0	104	0	364	230	0	0	0	199	0	0	0	0	897
Can't choose	8	0	0	39	0	162	76	0	0	0	37	0	0	0	0	314
No answer	9	0	0	13	0	81	59	0	0	0	1	0	0	0	0	154
Not applicable	IAP	13626	354	6865	353	3237	9002	2817	2765	2812	2992	2023	2044	1974	2538	53402

G. Reduce income differences between the rich and poor.

[VAR: EQUALIZE]

RESPONSE	PUNCH	YEAR														
		<u>1972-82</u>	<u>1982B</u>	<u>1983-87</u>	<u>1987B</u>	<u>1988-91</u>	<u>1993-98</u>	<u>2000</u>	<u>2002</u>	<u>2004</u>	<u>2006</u>	<u>2008</u>	<u>2010</u>	<u>2012</u>	<u>2014</u>	<u>ALL</u>
Definitely should be	1	0	0	106	0	448	422	0	0	0	423	0	0	0	0	1399
Probably should be	2	0	0	126	0	633	695	0	0	0	349	0	0	0	0	1803
Probably should not be	3	0	0	160	0	649	613	0	0	0	394	0	0	0	0	1816
Definitely should not be	4	0	0	210	0	600	625	0	0	0	311	0	0	0	0	1746
Can't choose/Don't know (see Remarks)	8	0	0	60	0	171	182	0	0	0	40	0	0	0	0	453
No answer	9	0	0	15	0	75	79	0	0	0	1	0	0	0	0	170
Not applicable	IAP	13626	354	6865	353	3331	7718	2817	2765	2812	2992	2023	2044	1974	2538	52212

REMARKS: From 1985 through 1998, this question was self-administered, and it had "Cant' choose" among options. In 2006, it was administered with interviewer assistance, and it had "Don't know" instead.

H. Give financial help to university students from low-income families.

[VAR: AIDCOL]

RESPONSE	PUNCH	YEAR														
		<u>1972-82</u>	<u>1982B</u>	<u>1983-87</u>	<u>1987B</u>	<u>1988-91</u>	<u>1993-98</u>	<u>2000</u>	<u>2002</u>	<u>2004</u>	<u>2006</u>	<u>2008</u>	<u>2010</u>	<u>2012</u>	<u>2014</u>	<u>ALL</u>
Definitely should be	1	0	0	0	0	347	428	0	0	0	832	0	0	0	0	1607
Probably should be	2	0	0	0	0	638	624	0	0	0	559	0	0	0	0	1821
Probably should not be	3	0	0	0	0	107	134	0	0	0	85	0	0	0	0	326
Definitely should not be	4	0	0	0	0	34	47	0	0	0	36	0	0	0	0	117
Can't Choose	8	0	0	0	0	49	44	0	0	0	6	0	0	0	0	99
No answer	9	0	0	0	0	42	55	0	0	0	0	0	0	0	0	97
Not applicable	IAP	13626	354	7542	353	4690	9002	2817	2765	2812	2992	2023	2044	1974	2538	55532

REMARKS: In 1990 and 1996, this question was asked with slightly different wording. See Appendix N for details.

I. Provide decent housing for those who can't afford it.

[VAR: AIDHOUSE]

RESPONSE	PUNCH	YEAR														
		1972-82	1982B	1983-87	1987B	1988-91	1993-98	2000	2002	2004	2006	2008	2010	2012	2014	ALL
Definitely should be	1	0	0	0	0	236	240	0	0	0	494	0	0	0	0	970
Probably should be	2	0	0	0	0	588	572	0	0	0	647	0	0	0	0	1807
Probably should not be	3	0	0	0	0	231	295	0	0	0	280	0	0	0	0	806
Definitely should not be	4	0	0	0	0	66	106	0	0	0	70	0	0	0	0	242
Can't Choose	8	0	0	0	0	57	61	0	0	0	26	0	0	0	0	144
No answer	9	0	0	0	0	39	58	0	0	0	1	0	0	0	0	98
Not applicable	IAP	13626	354	7542	353	4690	9002	2817	2765	2812	2992	2023	2044	1974	2538	55532

REMARKS: Qs. JOBSALL and AIDUNEMP were also asked as part of the 1989 ISSP module on work orientation; see also Qs. TIMEPDWORK-NUMEMPTY. Qs. GIVMASON and GIVFARM were included in the 1991 ISSP module on religion; see also Qs. SPIRITS, GRACE, NEARGOD, GOD, FRISEX, I, and HAPUNHAP-ANTIREL. Prior to 2006 this module was self-administered. In 2006 it was interviewer administered.

1410. What are your personal feelings about...

A. People who organize protests against a government action they strongly oppose.

[VAR: PROTSTRS]

RESPONSE	PUNCH	YEAR														
		1972-82	1982B	1983-87	1987B	1988-91	1993-98	2000	2002	2004	2006	2008	2010	2012	2014	ALL
Extremely favorable	1	0	0	0	0	107	0	0	0	0	0	0	0	0	0	107
Favorable	2	0	0	0	0	322	0	0	0	0	0	0	0	0	0	322
Neither favorable or unfavorable	3	0	0	0	0	412	0	0	0	0	0	0	0	0	0	412
Unfavorable	4	0	0	0	0	173	0	0	0	0	0	0	0	0	0	173
Extremely unfavorable	5	0	0	0	0	69	0	0	0	0	0	0	0	0	0	69
Can't choose	8	0	0	0	0	99	0	0	0	0	0	0	0	0	0	99
No answer	9	0	0	0	0	35	0	0	0	0	0	0	0	0	0	35
Not applicable	IAP	13626	354	7542	353	4690	10334	2817	2765	2812	4510	2023	2044	1974	2538	58382

B. People who want to overthrow the government by revolution.

[VAR: REVOLTRS]

<u>RESPONSE</u>	<u>PUNCH</u>	<u>YEAR</u>														
		<u>1972-82</u>	<u>1982B</u>	<u>1983-87</u>	<u>1987B</u>	<u>1988-91</u>	<u>1993-98</u>	<u>2000</u>	<u>2002</u>	<u>2004</u>	<u>2006</u>	<u>2008</u>	<u>2010</u>	<u>2012</u>	<u>2014</u>	<u>ALL</u>
Extremely favorable	1	0	0	0	0	10	0	0	0	0	0	0	0	0	0	10
Favorable	2	0	0	0	0	25	0	0	0	0	0	0	0	0	0	25
Neither favorable or unfavorable	3	0	0	0	0	167	0	0	0	0	0	0	0	0	0	167
Unfavorable	4	0	0	0	0	348	0	0	0	0	0	0	0	0	0	348
Extremely unfavorable	5	0	0	0	0	574	0	0	0	0	0	0	0	0	0	574
Can't choose	8	0	0	0	0	59	0	0	0	0	0	0	0	0	0	59
No answer	9	0	0	0	0	34	0	0	0	0	0	0	0	0	0	34
Not applicable	IAP	13626	354	7542	353	4690	10334	2817	2765	2812	4510	2023	2044	1974	2538	58382

C. People who believe whites are racially superior to all other races.

[VAR: RACISTS]

<u>RESPONSE</u>	<u>PUNCH</u>	<u>YEAR</u>														
		<u>1972-82</u>	<u>1982B</u>	<u>1983-87</u>	<u>1987B</u>	<u>1988-91</u>	<u>1993-98</u>	<u>2000</u>	<u>2002</u>	<u>2004</u>	<u>2006</u>	<u>2008</u>	<u>2010</u>	<u>2012</u>	<u>2014</u>	<u>ALL</u>
Extremely favorable	1	0	0	0	0	17	0	0	0	0	0	0	0	0	0	17
Favorable	2	0	0	0	0	45	0	0	0	0	0	0	0	0	0	45
Neither favorable or unfavorable	3	0	0	0	0	269	0	0	0	0	0	0	0	0	0	269
Unfavorable	4	0	0	0	0	365	0	0	0	0	0	0	0	0	0	365
Extremely unfavorable	5	0	0	0	0	437	0	0	0	0	0	0	0	0	0	437
Can't choose	8	0	0	0	0	50	0	0	0	0	0	0	0	0	0	50
No answer	9	0	0	0	0	34	0	0	0	0	0	0	0	0	0	34
Not applicable	IAP	13626	354	7542	353	4690	10334	2817	2765	2812	4510	2023	2044	1974	2538	58382

1411. In general, how good would you say labor unions are for the country as a whole?

[VAR: UNIONSOK]

<u>RESPONSE</u>	<u>PUNCH</u>	<u>YEAR</u>														
		<u>1972-82</u>	<u>1982B</u>	<u>1983-87</u>	<u>1987B</u>	<u>1988-91</u>	<u>1993-98</u>	<u>2000</u>	<u>2002</u>	<u>2004</u>	<u>2006</u>	<u>2008</u>	<u>2010</u>	<u>2012</u>	<u>2014</u>	<u>ALL</u>
Excellent	1	0	0	0	0	33	0	0	0	0	0	0	0	0	0	33
Very good	2	0	0	0	0	183	0	0	0	0	0	0	0	0	0	183
Fairly good	3	0	0	0	0	593	0	0	0	0	0	0	0	0	0	593
Not very good	4	0	0	0	0	209	0	0	0	0	0	0	0	0	0	209
Not good at all	5	0	0	0	0	63	0	0	0	0	0	0	0	0	0	63
Can't choose	8	0	0	0	0	108	0	0	0	0	0	0	0	0	0	108
No answer	9	0	0	0	0	28	0	0	0	0	0	0	0	0	0	28
Not applicable	IAP	13626	354	7542	353	4690	10334	2817	2765	2812	4510	2023	2044	1974	2538	58382

1412. How interested would you say you personally are in politics?

[VAR: POLINT]

<u>RESPONSE</u>	<u>PUNCH</u>	<u>YEAR</u>														
		<u>1972-82</u>	<u>1982B</u>	<u>1983-87</u>	<u>1987B</u>	<u>1988-91</u>	<u>1993-98</u>	<u>2000</u>	<u>2002</u>	<u>2004</u>	<u>2006</u>	<u>2008</u>	<u>2010</u>	<u>2012</u>	<u>2014</u>	<u>ALL</u>
Very interested	1	0	0	0	0	147	190	0	0	0	278	0	0	0	0	615
Fairly interested	2	0	0	0	0	330	326	0	0	0	361	0	0	0	0	1017
Somewhat interested	3	0	0	0	0	408	398	0	0	0	427	0	0	0	0	1233
Not very interested	4	0	0	0	0	200	241	0	0	0	234	0	0	0	0	675
Not at all interested	5	0	0	0	0	77	107	0	0	0	216	0	0	0	0	400
Can't choose	8	0	0	0	0	19	24	0	0	0	2	0	0	0	0	45
No answer	9	0	0	0	0	36	46	0	0	0	0	0	0	0	0	82
Not applicable	IAP	13626	354	7542	353	4690	9002	2817	2765	2812	2992	2023	2044	1974	2538	55532

REMARKS: See POLINT1.

1413. Would you or would you not do any of the following to protest against a government action you strongly opposed?
PLEASE CHECK ONE BOX ON EACH LINE.

A. Attend a public meeting organized to protest against the government

[VAR: RPRTST1]

RESPONSE	PUNCH	YEAR														
		<u>1972-82</u>	<u>1982B</u>	<u>1983-87</u>	<u>1987B</u>	<u>1988-91</u>	<u>1993-98</u>	<u>2000</u>	<u>2002</u>	<u>2004</u>	<u>2006</u>	<u>2008</u>	<u>2010</u>	<u>2012</u>	<u>2014</u>	<u>ALL</u>
Definitely would	1	0	0	0	0	0	410	0	0	0	0	0	0	0	0	410
Probably would	2	0	0	0	0	0	391	0	0	0	0	0	0	0	0	391
Probably would not	3	0	0	0	0	0	274	0	0	0	0	0	0	0	0	274
Definitely would not	4	0	0	0	0	0	204	0	0	0	0	0	0	0	0	204
Don't Know	8	0	0	0	0	0	43	0	0	0	0	0	0	0	0	43
No answer	9	0	0	0	0	0	10	0	0	0	0	0	0	0	0	10
Not applicable (Did not do ISSP)	IAP	13626	354	7542	353	5907	9002	2817	2765	2812	4510	2023	2044	1974	2538	58267

B. Go on a protest march or demonstration

[VAR: RPRTST3]

RESPONSE	PUNCH	YEAR														
		<u>1972-82</u>	<u>1982B</u>	<u>1983-87</u>	<u>1987B</u>	<u>1988-91</u>	<u>1993-98</u>	<u>2000</u>	<u>2002</u>	<u>2004</u>	<u>2006</u>	<u>2008</u>	<u>2010</u>	<u>2012</u>	<u>2014</u>	<u>ALL</u>
Definitely would	1	0	0	0	0	0	277	0	0	0	0	0	0	0	0	277
Probably would	2	0	0	0	0	0	310	0	0	0	0	0	0	0	0	310
Probably would not	3	0	0	0	0	0	372	0	0	0	0	0	0	0	0	372
Definitely would not	4	0	0	0	0	0	305	0	0	0	0	0	0	0	0	305
Don't Know	8	0	0	0	0	0	40	0	0	0	0	0	0	0	0	40
No answer	9	0	0	0	0	0	28	0	0	0	0	0	0	0	0	28
Not applicable (Did not do ISSP)	IAP	13626	354	7542	353	5907	9002	2817	2765	2812	4510	2023	2044	1974	2538	58267

1414. And in the past five years how many times have you done each of the following to protest against a government action you strongly oppose? PLEASE CHECK ONE BOX ON EACH LINE

A. Attended a public meeting organized to protest against the government.

[VAR: RPRTST15]

RESPONSE	PUNCH	YEAR														
		<u>1972-82</u>	<u>1982B</u>	<u>1983-87</u>	<u>1987B</u>	<u>1988-91</u>	<u>1993-98</u>	<u>2000</u>	<u>2002</u>	<u>2004</u>	<u>2006</u>	<u>2008</u>	<u>2010</u>	<u>2012</u>	<u>2014</u>	<u>ALL</u>
Never	1	0	0	0	0	0	1127	0	0	0	0	0	0	0	0	1127
Once	2	0	0	0	0	0	118	0	0	0	0	0	0	0	0	118
More than once	3	0	0	0	0	0	59	0	0	0	0	0	0	0	0	59
No answer	9	0	0	0	0	0	28	0	0	0	0	0	0	0	0	28
Not applicable (Did not do ISSP)	IAP	13626	354	7542	353	5907	9002	2817	2765	2812	4510	2023	2044	1974	2538	58267

B. Gone on a protest march or demonstration.

[VAR: RPRTST35]

RESPONSE	PUNCH	YEAR														
		<u>1972-82</u>	<u>1982B</u>	<u>1983-87</u>	<u>1987B</u>	<u>1988-91</u>	<u>1993-98</u>	<u>2000</u>	<u>2002</u>	<u>2004</u>	<u>2006</u>	<u>2008</u>	<u>2010</u>	<u>2012</u>	<u>2014</u>	<u>ALL</u>
Never	1	0	0	0	0	0	1177	0	0	0	0	0	0	0	0	1177
Once	2	0	0	0	0	0	87	0	0	0	0	0	0	0	0	87
More than once	3	0	0	0	0	0	31	0	0	0	0	0	0	0	0	31
Don't know	8	0	0	0	0	0	1	0	0	0	0	0	0	0	0	1
No answer	9	0	0	0	0	0	36	0	0	0	0	0	0	0	0	36
Not applicable (Did not do ISSP)	IAP	13626	354	7542	353	5907	9002	2817	2765	2812	4510	2023	2044	1974	2538	58267

1415. On the whole, do you think it should or should not be the government's responsibility to impose strict laws to make industry do less damage to the environment? PLEASE CHECK ONLY ONE BOX ONE EACH LINE.

[VAR: GRNLAWS]

RESPONSE	PUNCH	YEAR														
		1972-82	1982B	1983-87	1987B	1988-91	1993-98	2000	2002	2004	2006	2008	2010	2012	2014	ALL
Definitely should be	1	0	0	0	0	0	572	0	0	0	925	0	0	0	0	1497
Probably should be	2	0	0	0	0	0	521	0	0	0	478	0	0	0	0	999
Probably should not be	3	0	0	0	0	0	104	0	0	0	76	0	0	0	0	180
Definitely should not be	4	0	0	0	0	0	35	0	0	0	18	0	0	0	0	53
Can't choose	8	0	0	0	0	0	43	0	0	0	20	0	0	0	0	63
No answer	9	0	0	0	0	0	57	0	0	0	1	0	0	0	0	58
Not applicable (Did not do ISSP)	IAP	13626	354	7542	353	5907	9002	2817	2765	2812	2992	2023	2044	1974	2538	56749

1416. How much do you agree or disagree with each of the following statements? PLEASE CHECK ONE BOX ON EACH LINE.

A. People like me don't have any say about what the government does

[VAR: POLEFF11]

RESPONSE	PUNCH	YEAR														
		1972-82	1982B	1983-87	1987B	1988-91	1993-98	2000	2002	2004	2006	2008	2010	2012	2014	ALL
Strongly agree	1	0	0	0	0	0	219	0	0	200	309	0	0	75	242	1045
Agree	2	0	0	0	0	0	392	0	0	317	392	0	0	193	327	1621
Neither agree nor disagree	3	0	0	0	0	0	189	0	0	263	227	0	0	103	202	984
Disagree	4	0	0	0	0	0	377	0	0	521	419	0	0	213	330	1860
Strongly disagree	5	0	0	0	0	0	110	0	0	163	159	0	0	50	138	620
Can't choose	8	0	0	0	0	0	24	0	0	4	11	0	0	26	18	83
No answer	9	0	0	0	0	0	21	0	0	4	1	0	0	2	7	35
Not applicable (Did not do ISSP)	IAP	13626	354	7542	353	5907	9002	2817	2765	1340	2992	2023	2044	1312	1274	53351

B. Even the best politician cannot have much impact because of the way government works

[VAR: POLEFF12]

<u>RESPONSE</u>	<u>PUNCH</u>	<u>YEAR</u>														
		<u>1972-82</u>	<u>1982B</u>	<u>1983-87</u>	<u>1987B</u>	<u>1988-91</u>	<u>1993-98</u>	<u>2000</u>	<u>2002</u>	<u>2004</u>	<u>2006</u>	<u>2008</u>	<u>2010</u>	<u>2012</u>	<u>2014</u>	<u>ALL</u>
Strongly agree	1	0	0	0	0	0	128	0	0	0	0	0	0	0	128	
Agree	2	0	0	0	0	0	480	0	0	0	0	0	0	0	480	
Neither agree nor disagree	3	0	0	0	0	0	242	0	0	0	0	0	0	0	242	
Disagree	4	0	0	0	0	0	343	0	0	0	0	0	0	0	343	
Strongly disagree	5	0	0	0	0	0	59	0	0	0	0	0	0	0	59	
Can't choose	8	0	0	0	0	0	52	0	0	0	0	0	0	0	52	
No answer	9	0	0	0	0	0	28	0	0	0	0	0	0	0	28	
Not applicable (Did not do ISSP)	IAP	13626	354	7542	353	5907	9002	2817	2765	2812	4510	2023	2044	1974	2538	58267

C. I feel that I have a pretty good understanding of the important political issues facing our country

[VAR: POLEFF13]

<u>RESPONSE</u>	<u>PUNCH</u>	<u>YEAR</u>														
		<u>1972-82</u>	<u>1982B</u>	<u>1983-87</u>	<u>1987B</u>	<u>1988-91</u>	<u>1993-98</u>	<u>2000</u>	<u>2002</u>	<u>2004</u>	<u>2006</u>	<u>2008</u>	<u>2010</u>	<u>2012</u>	<u>2014</u>	<u>ALL</u>
Strongly agree	1	0	0	0	0	0	103	0	0	0	280	0	0	96	0	479
Agree	2	0	0	0	0	0	596	0	0	0	633	0	0	303	0	1532
Neither agree nor disagree	3	0	0	0	0	0	286	0	0	0	281	0	0	112	0	679
Disagree	4	0	0	0	0	0	233	0	0	0	236	0	0	102	0	571
Strongly disagree	5	0	0	0	0	0	41	0	0	0	77	0	0	22	0	140
Can't choose	8	0	0	0	0	0	45	0	0	0	11	0	0	24	0	80
No answer	9	0	0	0	0	0	28	0	0	0	0	0	0	3	0	31
Not applicable (Did not do ISSP)	IAP	13626	354	7542	353	5907	9002	2817	2765	2812	2992	2023	2044	1312	2538	56087

D. Elections are a good way of making governments pay attention to what the people think

[VAR: POLEFF14]

<u>RESPONSE</u>	<u>PUNCH</u>	<u>YEAR</u>														
		<u>1972-82</u>	<u>1982B</u>	<u>1983-87</u>	<u>1987B</u>	<u>1988-91</u>	<u>1993-98</u>	<u>2000</u>	<u>2002</u>	<u>2004</u>	<u>2006</u>	<u>2008</u>	<u>2010</u>	<u>2012</u>	<u>2014</u>	<u>ALL</u>
Strongly agree	1	0	0	0	0	0	267	0	0	0	0	0	0	0	0	267
Agree	2	0	0	0	0	0	698	0	0	0	0	0	0	0	0	698
Neither agree nor disagree	3	0	0	0	0	0	155	0	0	0	0	0	0	0	0	155
Disagree	4	0	0	0	0	0	131	0	0	0	0	0	0	0	0	131
Strongly disagree	5	0	0	0	0	0	26	0	0	0	0	0	0	0	0	26
Can't choose	8	0	0	0	0	0	26	0	0	0	0	0	0	0	0	26
No answer	9	0	0	0	0	0	29	0	0	0	0	0	0	0	0	29
Not applicable (Did not do ISSP)	IAP	13626	354	7542	353	5907	9002	2817	2765	2812	4510	2023	2044	1974	2538	58267

E. I think most people are better informed about politics and government than I am

[VAR: POLEFF15]

<u>RESPONSE</u>	<u>PUNCH</u>	<u>YEAR</u>														
		<u>1972-82</u>	<u>1982B</u>	<u>1983-87</u>	<u>1987B</u>	<u>1988-91</u>	<u>1993-98</u>	<u>2000</u>	<u>2002</u>	<u>2004</u>	<u>2006</u>	<u>2008</u>	<u>2010</u>	<u>2012</u>	<u>2014</u>	<u>ALL</u>
Strongly agree	1	0	0	0	0	0	92	0	0	0	158	0	0	37	0	287
Agree	2	0	0	0	0	0	323	0	0	0	420	0	0	197	0	940
Neither agree nor disagree	3	0	0	0	0	0	348	0	0	0	280	0	0	143	0	771
Disagree	4	0	0	0	0	0	423	0	0	0	512	0	0	218	0	1153
Strongly disagree	5	0	0	0	0	0	88	0	0	0	137	0	0	53	0	278
Can't choose	8	0	0	0	0	0	34	0	0	0	11	0	0	11	0	56
No answer	9	0	0	0	0	0	24	0	0	0	0	0	0	3	0	27
Not applicable (Did not do ISSP)	IAP	13626	354	7542	353	5907	9002	2817	2765	2812	2992	2023	2044	1312	2538	56087

F. People we elect to Congress try to keep the promises they have made during the election

[VAR: POLEFF16]

<u>RESPONSE</u>	<u>PUNCH</u>	<u>YEAR</u>														
		<u>1972-82</u>	<u>1982B</u>	<u>1983-87</u>	<u>1987B</u>	<u>1988-91</u>	<u>1993-98</u>	<u>2000</u>	<u>2002</u>	<u>2004</u>	<u>2006</u>	<u>2008</u>	<u>2010</u>	<u>2012</u>	<u>2014</u>	<u>ALL</u>
Strongly agree	1	0	0	0	0	0	45	0	0	0	33	0	0	10	0	88
Agree	2	0	0	0	0	0	277	0	0	0	296	0	0	140	0	713
Neither agree nor disagree	3	0	0	0	0	0	271	0	0	0	301	0	0	119	0	691
Disagree	4	0	0	0	0	0	502	0	0	0	536	0	0	253	0	1291
Strongly disagree	5	0	0	0	0	0	178	0	0	0	333	0	0	117	0	628
Can't choose	8	0	0	0	0	0	33	0	0	0	19	0	0	20	0	72
No answer	9	0	0	0	0	0	26	0	0	0	0	0	0	3	0	29
Not applicable (Did not do ISSP)	IAP	13626	354	7542	353	5907	9002	2817	2765	2812	2992	2023	2044	1312	2538	56087

G. Most government administrators can be trusted to do what is best for the country

[VAR: POLEFF17]

<u>RESPONSE</u>	<u>PUNCH</u>	<u>YEAR</u>														
		<u>1972-82</u>	<u>1982B</u>	<u>1983-87</u>	<u>1987B</u>	<u>1988-91</u>	<u>1993-98</u>	<u>2000</u>	<u>2002</u>	<u>2004</u>	<u>2006</u>	<u>2008</u>	<u>2010</u>	<u>2012</u>	<u>2014</u>	<u>ALL</u>
Strongly agree	1	0	0	0	0	0	39	0	0	0	50	0	0	9	0	98
Agree	2	0	0	0	0	0	214	0	0	0	394	0	0	120	0	728
Neither agree nor disagree	3	0	0	0	0	0	326	0	0	0	309	0	0	176	0	811
Disagree	4	0	0	0	0	0	492	0	0	0	508	0	0	230	0	1230
Strongly disagree	5	0	0	0	0	0	192	0	0	0	233	0	0	102	0	527
Can't choose	8	0	0	0	0	0	43	0	0	0	24	0	0	21	0	88
No answer	9	0	0	0	0	0	26	0	0	0	0	0	0	4	0	30
Not applicable (Did not do ISSP)	IAP	13626	354	7542	353	5907	9002	2817	2765	2812	2992	2023	2044	1312	2538	56087

1417. All in all, how well or badly do you think the system of democracy in America works these days? PLEASE CHECK ONE BOX ONLY.

[VAR: DEMWORKS]

<u>RESPONSE</u>	<u>PUNCH</u>	<u>YEAR</u>														
		<u>1972-82</u>	<u>1982B</u>	<u>1983-87</u>	<u>1987B</u>	<u>1988-91</u>	<u>1993-98</u>	<u>2000</u>	<u>2002</u>	<u>2004</u>	<u>2006</u>	<u>2008</u>	<u>2010</u>	<u>2012</u>	<u>2014</u>	<u>ALL</u>
It works well and needs no changes	1	0	0	0	0	0	57	0	0	0	0	0	0	0	0	57
It works well but needs some changes	2	0	0	0	0	0	832	0	0	0	0	0	0	0	0	832
It does not work well and needs a lot of changes	3	0	0	0	0	0	299	0	0	0	0	0	0	0	0	299
It does not work well and needs to be completely changed	4	0	0	0	0	0	58	0	0	0	0	0	0	0	0	58
Can't choose	8	0	0	0	0	0	62	0	0	0	0	0	0	0	0	62
No answer	9	0	0	0	0	0	24	0	0	0	0	0	0	0	0	24
Not applicable (Did not do ISSP)	IAP	13626	354	7542	353	5907	9002	2817	2765	2812	4510	2023	2044	1974	2538	58267

And now some questions about taxes.

1418. If the government had a choice between reducing taxes or spending more on social programs like health care, social security, and unemployment benefits, which do you think it should do? (We mean all taxes together, including social security, income tax, sales tax, and all the rest.) PLEASE CHECK ONE BOX ONLY.

[VAR: TAXSPEND]

RESPONSE	PUNCH	YEAR														
		1972-82	1982B	1983-87	1987B	1988-91	1993-98	2000	2002	2004	2006	2008	2010	2012	2014	ALL
Reduce taxes, even if this means spending less on social programs like health-care, social security, and unemployment benefits	1	0	0	0	0	0	408	0	0	0	0	0	0	0	0	408
Spend more on social programs like healthcare, social security and unemployment benefits, even if this means higher taxes	2	0	0	0	0	0	610	0	0	0	0	0	0	0	0	610
Can't choose	8	0	0	0	0	0	292	0	0	0	0	0	0	0	0	292
No answer	9	0	0	0	0	0	22	0	0	0	0	0	0	0	0	22
Not applicable (Did not do ISSP)	IAP	13626	354	7542	353	5907	9002	2817	2765	2812	4510	2023	2044	1974	2538	58267

1419. Do you think each of the following should mainly be run by private organizations or companies, or by the government? PLEASE CHECK ONE BOX ON EACH LINE.

A. Electric Power

[VAR: RUNPOWER]

RESPONSE	PUNCH	YEAR														
		1972-82	1982B	1983-87	1987B	1988-91	1993-98	2000	2002	2004	2006	2008	2010	2012	2014	ALL
Mainly run by private organizations or companies	1	0	0	0	0	0	932	0	0	0	0	0	0	0	0	932
Mainly run by the government	2	0	0	0	0	0	237	0	0	0	0	0	0	0	0	237
Can't choose	8	0	0	0	0	0	131	0	0	0	0	0	0	0	0	131
No answer	9	0	0	0	0	0	32	0	0	0	0	0	0	0	0	32
Not applicable (Did not do ISSP)	IAP	13626	354	7542	353	5907	9002	2817	2765	2812	4510	2023	2044	1974	2538	58267

B. Hospitals

[VAR: RUNHOSP]

<u>RESPONSE</u>	<u>PUNCH</u>	<u>YEAR</u>														
		<u>1972-82</u>	<u>1982B</u>	<u>1983-87</u>	<u>1987B</u>	<u>1988-91</u>	<u>1993-98</u>	<u>2000</u>	<u>2002</u>	<u>2004</u>	<u>2006</u>	<u>2008</u>	<u>2010</u>	<u>2012</u>	<u>2014</u>	<u>ALL</u>
Mainly run by private organizations or companies	1	0	0	0	0	0	853	0	0	0	0	0	0	0	0	853
Mainly run by the government	2	0	0	0	0	0	303	0	0	0	0	0	0	0	0	303
Can't choose	8	0	0	0	0	0	139	0	0	0	0	0	0	0	0	139
No answer	9	0	0	0	0	0	37	0	0	0	0	0	0	0	0	37
Not applicable (Did not do ISSP)	IAP	13626	354	7542	353	5907	9002	2817	2765	2812	4510	2023	2044	1974	2538	58267

C. Banks

[VAR: RUNBANKS]

<u>RESPONSE</u>	<u>PUNCH</u>	<u>YEAR</u>														
		<u>1972-82</u>	<u>1982B</u>	<u>1983-87</u>	<u>1987B</u>	<u>1988-91</u>	<u>1993-98</u>	<u>2000</u>	<u>2002</u>	<u>2004</u>	<u>2006</u>	<u>2008</u>	<u>2010</u>	<u>2012</u>	<u>2014</u>	<u>ALL</u>
Mainly run by private organizations or companies	1	0	0	0	0	0	902	0	0	0	0	0	0	0	0	902
Mainly run by the government	2	0	0	0	0	0	256	0	0	0	0	0	0	0	0	256
Can't choose	8	0	0	0	0	0	133	0	0	0	0	0	0	0	0	133
No answer	9	0	0	0	0	0	41	0	0	0	0	0	0	0	0	41
Not applicable (Did not do ISSP)	IAP	13626	354	7542	353	5907	9002	2817	2765	2812	4510	2023	2044	1974	2538	58267

1420. Suppose the level of taxation in America stays the same as it is now. Should the government...
PLEASE CHECK ONE BOX ONLY.

[VAR: CUTDEBT]

RESPONSE	PUNCH	YEAR														
		<u>1972-82</u>	<u>1982B</u>	<u>1983-87</u>	<u>1987B</u>	<u>1988-91</u>	<u>1993-98</u>	<u>2000</u>	<u>2002</u>	<u>2004</u>	<u>2006</u>	<u>2008</u>	<u>2010</u>	<u>2012</u>	<u>2014</u>	<u>ALL</u>
Spend the <u>same</u> amount as now on social programs like healthcare, social security, and unemployment benefits, even if this means the national deficit or debt stays as it is,	1	0	0	0	0	0	685	0	0	0	0	0	0	0	0	685
Spend <u>less</u> than now on social programs like health care, social security, and unemployment benefits, so that the national deficit or debt can be reduced	2	0	0	0	0	0	400	0	0	0	0	0	0	0	0	400
Can't choose	8	0	0	0	0	0	209	0	0	0	0	0	0	0	0	209
No answer	9	0	0	0	0	0	38	0	0	0	0	0	0	0	0	38
Not applicable (Did not do ISSP)	IAP	13626	354	7542	353	5907	9002	2817	2765	2812	4510	2023	2044	1974	2538	58267

1421. How successful do you think the government in America is nowadays in each of the following areas?

A. Providing health care for the sick? Would you say...

[VAR: HELPHLTH]

RESPONSE	PUNCH	YEAR														
		<u>1972-82</u>	<u>1982B</u>	<u>1983-87</u>	<u>1987B</u>	<u>1988-91</u>	<u>1993-98</u>	<u>2000</u>	<u>2002</u>	<u>2004</u>	<u>2006</u>	<u>2008</u>	<u>2010</u>	<u>2012</u>	<u>2014</u>	<u>ALL</u>
Very successful	1	0	0	0	0	0	0	0	0	0	70	0	0	0	0	70
Quite successful	2	0	0	0	0	0	0	0	0	0	300	0	0	0	0	300
Neither successful nor unsuccessful	3	0	0	0	0	0	0	0	0	0	416	0	0	0	0	416
Quite un-successful, or	4	0	0	0	0	0	0	0	0	0	491	0	0	0	0	491
Very un-successful	5	0	0	0	0	0	0	0	0	0	211	0	0	0	0	211
Don't Know	8	0	0	0	0	0	0	0	0	0	29	0	0	0	0	29
Refused	9	0	0	0	0	0	0	0	0	0	1	0	0	0	0	1
Not Applicable	IAP	13626	354	7542	353	5907	10334	2817	2765	2812	2992	2023	2044	1974	2538	58081

B. Providing a decent standard of living for the old?

[VAR: HELPOLD]

RESPONSE	PUNCH	YEAR														
		<u>1972-82</u>	<u>1982B</u>	<u>1983-87</u>	<u>1987B</u>	<u>1988-91</u>	<u>1993-98</u>	<u>2000</u>	<u>2002</u>	<u>2004</u>	<u>2006</u>	<u>2008</u>	<u>2010</u>	<u>2012</u>	<u>2014</u>	<u>ALL</u>
Very successful	1	0	0	0	0	0	0	0	0	0	61	0	0	0	0	61
Quite successful	2	0	0	0	0	0	0	0	0	0	286	0	0	0	0	286
Neither successful nor unsuccessful	3	0	0	0	0	0	0	0	0	0	462	0	0	0	0	462
Quite un-successful, or	4	0	0	0	0	0	0	0	0	0	499	0	0	0	0	499
Very un-successful	5	0	0	0	0	0	0	0	0	0	180	0	0	0	0	180
Don't Know	8	0	0	0	0	0	0	0	0	0	29	0	0	0	0	29
Refused	9	0	0	0	0	0	0	0	0	0	1	0	0	0	0	1
Not Applicable	IAP	13626	354	7542	353	5907	10334	2817	2765	2812	2992	2023	2044	1974	2538	58081

C. Dealing with threats to America's security?

[VAR: HELPSEC]

RESPONSE	PUNCH	YEAR														
		<u>1972-82</u>	<u>1982B</u>	<u>1983-87</u>	<u>1987B</u>	<u>1988-91</u>	<u>1993-98</u>	<u>2000</u>	<u>2002</u>	<u>2004</u>	<u>2006</u>	<u>2008</u>	<u>2010</u>	<u>2012</u>	<u>2014</u>	<u>ALL</u>
Very successful	1	0	0	0	0	0	0	0	0	0	177	0	0	0	0	177
Quite successful	2	0	0	0	0	0	0	0	0	0	523	0	0	0	0	523
Neither successful nor unsuccessful	3	0	0	0	0	0	0	0	0	0	335	0	0	0	0	335
Quite un-successful, or	4	0	0	0	0	0	0	0	0	0	282	0	0	0	0	282
Very un-successful	5	0	0	0	0	0	0	0	0	0	178	0	0	0	0	178
Don't Know	8	0	0	0	0	0	0	0	0	0	23	0	0	0	0	23
Refused	9	0	0	0	0	0	0	0	0	0	0	0	0	0	0	0
Not Applicable	IAP	13626	354	7542	353	5907	10334	2817	2765	2812	2992	2023	2044	1974	2538	58081

D. Controlling crime?

[VAR: HELPCRIM]

RESPONSE	PUNCH	YEAR														
		<u>1972-82</u>	<u>1982B</u>	<u>1983-87</u>	<u>1987B</u>	<u>1988-91</u>	<u>1993-98</u>	<u>2000</u>	<u>2002</u>	<u>2004</u>	<u>2006</u>	<u>2008</u>	<u>2010</u>	<u>2012</u>	<u>2014</u>	<u>ALL</u>
Very successful	1	0	0	0	0	0	0	0	0	0	71	0	0	0	0	71
Quite successful	2	0	0	0	0	0	0	0	0	0	461	0	0	0	0	461
Neither successful nor unsuccessful	3	0	0	0	0	0	0	0	0	0	404	0	0	0	0	404
Quite un-successful, or	4	0	0	0	0	0	0	0	0	0	389	0	0	0	0	389
Very un-successful	5	0	0	0	0	0	0	0	0	0	178	0	0	0	0	178
Don't Know	8	0	0	0	0	0	0	0	0	0	15	0	0	0	0	15
Refused	9	0	0	0	0	0	0	0	0	0	0	0	0	0	0	0
Not Applicable	IAP	13626	354	7542	353	5907	10334	2817	2765	2812	2992	2023	2044	1974	2538	58081

E. Fighting unemployment?

[VAR: HELPEMP]

RESPONSE	PUNCH	YEAR														
		<u>1972-82</u>	<u>1982B</u>	<u>1983-87</u>	<u>1987B</u>	<u>1988-91</u>	<u>1993-98</u>	<u>2000</u>	<u>2002</u>	<u>2004</u>	<u>2006</u>	<u>2008</u>	<u>2010</u>	<u>2012</u>	<u>2014</u>	<u>ALL</u>
Very successful	1	0	0	0	0	0	0	0	0	0	79	0	0	0	0	79
Quite successful	2	0	0	0	0	0	0	0	0	0	358	0	0	0	0	358
Neither successful nor unsuccessful	3	0	0	0	0	0	0	0	0	0	491	0	0	0	0	491
Quite un-successful, or	4	0	0	0	0	0	0	0	0	0	410	0	0	0	0	410
Very un-successful	5	0	0	0	0	0	0	0	0	0	139	0	0	0	0	139
Don't Know	8	0	0	0	0	0	0	0	0	0	40	0	0	0	0	40
Refused	9	0	0	0	0	0	0	0	0	0	1	0	0	0	0	1
Not Applicable	IAP	13626	354	7542	353	5907	10334	2817	2765	2812	2992	2023	2044	1974	2538	58081

F. Protecting the environment?

[VAR: HELPENV]

<u>RESPONSE</u>	<u>PUNCH</u>	<u>YEAR</u>														
		<u>1972-82</u>	<u>1982B</u>	<u>1983-87</u>	<u>1987B</u>	<u>1988-91</u>	<u>1993-98</u>	<u>2000</u>	<u>2002</u>	<u>2004</u>	<u>2006</u>	<u>2008</u>	<u>2010</u>	<u>2012</u>	<u>2014</u>	<u>ALL</u>
Very successful	1	0	0	0	0	0	0	0	0	0	75	0	0	0	0	75
Quite successful	2	0	0	0	0	0	0	0	0	0	430	0	0	0	0	430
Neither successful nor unsuccessful	3	0	0	0	0	0	0	0	0	0	422	0	0	0	0	422
Quite un-successful, or	4	0	0	0	0	0	0	0	0	0	371	0	0	0	0	371
Very un-successful	5	0	0	0	0	0	0	0	0	0	195	0	0	0	0	195
Don't Know	8	0	0	0	0	0	0	0	0	0	23	0	0	0	0	23
Refused	9	0	0	0	0	0	0	0	0	0	2	0	0	0	0	2
Not Applicable	IAP	13626	354	7542	353	5907	10334	2817	2765	2812	2992	2023	2044	1974	2538	58081

1422. Suppose the government suspected that a terrorist act was about to happen. Do you think the authorities should have the right to...

A. ...detain people for as long as they want without putting them on trial?

[VAR: WOTRIAL]

<u>RESPONSE</u>	<u>PUNCH</u>	<u>YEAR</u>														
		<u>1972-82</u>	<u>1982B</u>	<u>1983-87</u>	<u>1987B</u>	<u>1988-91</u>	<u>1993-98</u>	<u>2000</u>	<u>2002</u>	<u>2004</u>	<u>2006</u>	<u>2008</u>	<u>2010</u>	<u>2012</u>	<u>2014</u>	<u>ALL</u>
Definitely should have right	1	0	0	0	0	0	0	0	0	0	351	0	0	0	0	351
Probably should have right	2	0	0	0	0	0	0	0	0	0	449	0	0	0	0	449
Probably should not have right	3	0	0	0	0	0	0	0	0	0	347	0	0	0	0	347
Definitely should not have right	4	0	0	0	0	0	0	0	0	0	348	0	0	0	0	348
Don't Know	8	0	0	0	0	0	0	0	0	0	21	0	0	0	0	21
Refused	9	0	0	0	0	0	0	0	0	0	2	0	0	0	0	2
Not Applicable	IAP	13626	354	7542	353	5907	10334	2817	2765	2812	2992	2023	2044	1974	2538	58081

B. ...tap people's telephone conversations?

[VAR: TAPPHONE]

<u>RESPONSE</u>	<u>PUNCH</u>	<u>YEAR</u>														
		<u>1972-82</u>	<u>1982B</u>	<u>1983-87</u>	<u>1987B</u>	<u>1988-91</u>	<u>1993-98</u>	<u>2000</u>	<u>2002</u>	<u>2004</u>	<u>2006</u>	<u>2008</u>	<u>2010</u>	<u>2012</u>	<u>2014</u>	<u>ALL</u>
Definitely should have right	1	0	0	0	0	0	0	0	0	0	380	0	0	0	0	380
Probably should have right	2	0	0	0	0	0	0	0	0	0	435	0	0	0	0	435
Probably should not have right	3	0	0	0	0	0	0	0	0	0	280	0	0	0	0	280
Definitely should not have right	4	0	0	0	0	0	0	0	0	0	405	0	0	0	0	405
Don't Know	8	0	0	0	0	0	0	0	0	0	18	0	0	0	0	18
Refused	9	0	0	0	0	0	0	0	0	0	0	0	0	0	0	0
Not Applicable	IAP	13626	354	7542	353	5907	10334	2817	2765	2812	2992	2023	2044	1974	2538	58081

C. ... stop and search people in the street at random?

[VAR: STOPRNDM]

<u>RESPONSE</u>	<u>PUNCH</u>	<u>YEAR</u>														
		<u>1972-82</u>	<u>1982B</u>	<u>1983-87</u>	<u>1987B</u>	<u>1988-91</u>	<u>1993-98</u>	<u>2000</u>	<u>2002</u>	<u>2004</u>	<u>2006</u>	<u>2008</u>	<u>2010</u>	<u>2012</u>	<u>2014</u>	<u>ALL</u>
Definitely should have right	1	0	0	0	0	0	0	0	0	0	232	0	0	0	0	232
Probably should have right	2	0	0	0	0	0	0	0	0	0	364	0	0	0	0	364
Probably should not have right	3	0	0	0	0	0	0	0	0	0	361	0	0	0	0	361
Definitely should not have right	4	0	0	0	0	0	0	0	0	0	551	0	0	0	0	551
Don't Know	8	0	0	0	0	0	0	0	0	0	10	0	0	0	0	10
Refused	9	0	0	0	0	0	0	0	0	0	0	0	0	0	0	0
Not Applicable	IAP	13626	354	7542	353	5907	10334	2817	2765	2812	2992	2023	2044	1974	2538	58081

1423. To what extent do you agree or disagree with the following statements?

A. "There are only a few people I can trust completely." Do you...

[VAR: FEWTRSTY]

<u>RESPONSE</u>	<u>PUNCH</u>	<u>YEAR</u>														
		<u>1972-82</u>	<u>1982B</u>	<u>1983-87</u>	<u>1987B</u>	<u>1988-91</u>	<u>1993-98</u>	<u>2000</u>	<u>2002</u>	<u>2004</u>	<u>2006</u>	<u>2008</u>	<u>2010</u>	<u>2012</u>	<u>2014</u>	<u>ALL</u>
Strongly agree	1	0	0	0	0	0	0	0	0	0	546	0	0	0	0	546
Agree	2	0	0	0	0	0	0	0	0	0	546	0	0	0	0	546
Neither agree nor disagree	3	0	0	0	0	0	0	0	0	0	124	0	0	0	0	124
Disagree	4	0	0	0	0	0	0	0	0	0	231	0	0	0	0	231
Strongly disagree	5	0	0	0	0	0	0	0	0	0	64	0	0	0	0	64
Don't Know	8	0	0	0	0	0	0	0	0	0	5	0	0	0	0	5
Refused	9	0	0	0	0	0	0	0	0	0	2	0	0	0	0	2
Not Applicable	IAP	13626	354	7542	353	5907	10334	2817	2765	2812	2992	2023	2044	1974	2538	58081

B. "If you are not careful, other people will take advantage of you." Do you...

[VAR: EXPLOIT]

<u>RESPONSE</u>	<u>PUNCH</u>	<u>YEAR</u>														
		<u>1972-82</u>	<u>1982B</u>	<u>1983-87</u>	<u>1987B</u>	<u>1988-91</u>	<u>1993-98</u>	<u>2000</u>	<u>2002</u>	<u>2004</u>	<u>2006</u>	<u>2008</u>	<u>2010</u>	<u>2012</u>	<u>2014</u>	<u>ALL</u>
Strongly agree	1	0	0	0	0	0	0	0	0	0	574	0	0	0	0	574
Agree	2	0	0	0	0	0	0	0	0	0	632	0	0	0	0	632
Neither agree nor disagree	3	0	0	0	0	0	0	0	0	0	133	0	0	0	0	133
Disagree	4	0	0	0	0	0	0	0	0	0	151	0	0	0	0	151
Strongly disagree	5	0	0	0	0	0	0	0	0	0	20	0	0	0	0	20
Don't Know	8	0	0	0	0	0	0	0	0	0	6	0	0	0	0	6
Refused	9	0	0	0	0	0	0	0	0	0	2	0	0	0	0	2
Not Applicable	IAP	13626	354	7542	353	5907	10334	2817	2765	2812	2992	2023	2044	1974	2538	58081

1424. Some people because of their job, position in the community or contacts, are asked by others to help influence important decisions in their favor.

A. What about you? How often are you asked to help influence important decisions in other people's favor?

[VAR: YOUINFLU]

<u>RESPONSE</u>	<u>PUNCH</u>	<u>YEAR</u>														
		<u>1972-82</u>	<u>1982B</u>	<u>1983-87</u>	<u>1987B</u>	<u>1988-91</u>	<u>1993-98</u>	<u>2000</u>	<u>2002</u>	<u>2004</u>	<u>2006</u>	<u>2008</u>	<u>2010</u>	<u>2012</u>	<u>2014</u>	<u>ALL</u>
Never	1	0	0	0	0	0	0	0	0	0	544	0	0	0	0	544
Seldom	2	0	0	0	0	0	0	0	0	0	445	0	0	0	0	445
Occasionally	3	0	0	0	0	0	0	0	0	0	396	0	0	0	0	396
Often	4	0	0	0	0	0	0	0	0	0	127	0	0	0	0	127
Don't Know	8	0	0	0	0	0	0	0	0	0	5	0	0	0	0	5
Refused	9	0	0	0	0	0	0	0	0	0	1	0	0	0	0	1
Not Applicable	IAP	13626	354	7542	353	5907	10334	2817	2765	2812	2992	2023	2044	1974	2538	58081

B. And are there people you could ask to help influence important decisions in your favor?

[VAR: HLPINFLU]

<u>RESPONSE</u>	<u>PUNCH</u>	<u>YEAR</u>														
		<u>1972-82</u>	<u>1982B</u>	<u>1983-87</u>	<u>1987B</u>	<u>1988-91</u>	<u>1993-98</u>	<u>2000</u>	<u>2002</u>	<u>2004</u>	<u>2006</u>	<u>2008</u>	<u>2010</u>	<u>2012</u>	<u>2014</u>	<u>ALL</u>
No, nobody	1	0	0	0	0	0	0	0	0	0	566	0	0	0	0	566
Yes, a few people	2	0	0	0	0	0	0	0	0	0	630	0	0	0	0	630
Yes, some people	3	0	0	0	0	0	0	0	0	0	229	0	0	0	0	229
Yes, a lot of people	4	0	0	0	0	0	0	0	0	0	85	0	0	0	0	85
Don't Know	8	0	0	0	0	0	0	0	0	0	6	0	0	0	0	6
Refused	9	0	0	0	0	0	0	0	0	0	2	0	0	0	0	2
Not Applicable	IAP	13626	354	7542	353	5907	10334	2817	2765	2812	2992	2023	2044	1974	2538	58081

INSTRUCTION: PROBE 'YES' RESPONSES

1425. In your opinion, how often do public officials deal fairly with people like you?

[VAR: POLSFAIR]

<u>RESPONSE</u>	<u>PUNCH</u>	<u>YEAR</u>														
		<u>1972-82</u>	<u>1982B</u>	<u>1983-87</u>	<u>1987B</u>	<u>1988-91</u>	<u>1993-98</u>	<u>2000</u>	<u>2002</u>	<u>2004</u>	<u>2006</u>	<u>2008</u>	<u>2010</u>	<u>2012</u>	<u>2014</u>	<u>ALL</u>
Almost always	1	0	0	0	0	0	0	0	0	0	162	0	0	0	0	162
Often	2	0	0	0	0	0	0	0	0	0	326	0	0	0	0	326
Occasionally	3	0	0	0	0	0	0	0	0	0	510	0	0	0	0	510
Seldom, or	4	0	0	0	0	0	0	0	0	0	293	0	0	0	0	293
Almost never	5	0	0	0	0	0	0	0	0	0	183	0	0	0	0	183
Don't Know	8	0	0	0	0	0	0	0	0	0	41	0	0	0	0	41
Refused	9	0	0	0	0	0	0	0	0	0	3	0	0	0	0	3
Not Applicable	IAP	13626	354	7542	353	5907	10334	2817	2765	2812	2992	2023	2044	1974	2538	58081

1426. Do you think that the treatment people get from public officials in America depends on who they know?

[VAR: KNOWPOLS]

<u>RESPONSE</u>	<u>PUNCH</u>	<u>YEAR</u>														
		<u>1972-82</u>	<u>1982B</u>	<u>1983-87</u>	<u>1987B</u>	<u>1988-91</u>	<u>1993-98</u>	<u>2000</u>	<u>2002</u>	<u>2004</u>	<u>2006</u>	<u>2008</u>	<u>2010</u>	<u>2012</u>	<u>2014</u>	<u>ALL</u>
Definitely does	1	0	0	0	0	0	0	0	0	0	695	0	0	0	0	695
Probably does	2	0	0	0	0	0	0	0	0	0	645	0	0	0	0	645
Probably does not	3	0	0	0	0	0	0	0	0	0	125	0	0	0	0	125
Definitely does not	4	0	0	0	0	0	0	0	0	0	28	0	0	0	0	28
Don't Know	8	0	0	0	0	0	0	0	0	0	24	0	0	0	0	24
Refused	9	0	0	0	0	0	0	0	0	0	1	0	0	0	0	1
Not Applicable	IAP	13626	354	7542	353	5907	10334	2817	2765	2812	2992	2023	2044	1974	2538	58081

1427. In your opinion, about how many politicians in America are involved in corruption? Would you say...

[VAR: CORRUPT1]

<u>RESPONSE</u>	<u>PUNCH</u>	<u>YEAR</u>														
		<u>1972-82</u>	<u>1982B</u>	<u>1983-87</u>	<u>1987B</u>	<u>1988-91</u>	<u>1993-98</u>	<u>2000</u>	<u>2002</u>	<u>2004</u>	<u>2006</u>	<u>2008</u>	<u>2010</u>	<u>2012</u>	<u>2014</u>	<u>ALL</u>
Almost none	1	0	0	0	0	0	0	0	0	0	33	0	0	0	0	33
A few	2	0	0	0	0	0	0	0	0	0	285	0	0	0	0	285
Some	3	0	0	0	0	0	0	0	0	0	512	0	0	0	0	512
Quite a lot	4	0	0	0	0	0	0	0	0	0	480	0	0	0	0	480
Almost all	5	0	0	0	0	0	0	0	0	0	166	0	0	0	0	166
Don't Know	8	0	0	0	0	0	0	0	0	0	38	0	0	0	0	38
Refused	9	0	0	0	0	0	0	0	0	0	4	0	0	0	0	4
Not Applicable	IAP	13626	354	7542	353	5907	10334	2817	2765	2812	2992	2023	2044	1974	2538	58081

1428. And in your opinion, about how many government administrators in America are involved in corruption?

[VAR: CORRUPT2]

<u>RESPONSE</u>	<u>PUNCH</u>	<u>YEAR</u>														
		<u>1972-82</u>	<u>1982B</u>	<u>1983-87</u>	<u>1987B</u>	<u>1988-91</u>	<u>1993-98</u>	<u>2000</u>	<u>2002</u>	<u>2004</u>	<u>2006</u>	<u>2008</u>	<u>2010</u>	<u>2012</u>	<u>2014</u>	<u>ALL</u>
Almost none	1	0	0	0	0	0	0	0	0	0	55	0	0	0	0	55
A few	2	0	0	0	0	0	0	0	0	0	339	0	0	0	0	339
Some	3	0	0	0	0	0	0	0	0	0	581	0	0	0	0	581
Quite a lot	4	0	0	0	0	0	0	0	0	0	378	0	0	0	0	378
Almost all	5	0	0	0	0	0	0	0	0	0	109	0	0	0	0	109
Don't Know	8	0	0	0	0	0	0	0	0	0	52	0	0	0	0	52
Refused	9	0	0	0	0	0	0	0	0	0	4	0	0	0	0	4
Not Applicable	IAP	13626	354	7542	353	5907	10334	2817	2765	2812	2992	2023	2044	1974	2538	58081

1429. In the last five years, how often have you or a member of your immediate family come across a public official who hinted they wanted, or asked for, a bribe or favour in return for a service?

[VAR: BRIBE]

RESPONSE	PUNCH	YEAR														
		1972-82	1982B	1983-87	1987B	1988-91	1993-98	2000	2002	2004	2006	2008	2010	2012	2014	ALL
Never	1	0	0	0	0	0	0	0	0	0	1330	0	0	0	0	1330
Seldom	2	0	0	0	0	0	0	0	0	0	100	0	0	0	0	100
Occasionally	3	0	0	0	0	0	0	0	0	0	61	0	0	0	0	61
Quite often	4	0	0	0	0	0	0	0	0	0	17	0	0	0	0	17
Very often	5	0	0	0	0	0	0	0	0	0	5	0	0	0	0	5
Don't Know	8	0	0	0	0	0	0	0	0	0	3	0	0	0	0	3
Refused	9	0	0	0	0	0	0	0	0	0	2	0	0	0	0	2
Not Applicable	IAP	13626	354	7542	353	5907	10334	2817	2765	2812	2992	2023	2044	1974	2538	58081

1430. On average, about how many people do you have contact with in a typical week day, including people you live with. We are interested in contact on a one-to-one basis, including everyone with whom you chat, talk, or discuss matters. This can be face-to-face, by telephone, by mail, or on the internet. Please include only people you know.

Please tell me which of the following categories best matches your estimate.

Would you say...

[VAR: PEOCNTCT]

RESPONSE	PUNCH	YEAR														
		1972-82	1982B	1983-87	1987B	1988-91	1993-98	2000	2002	2004	2006	2008	2010	2012	2014	ALL
0-4 persons	1	0	0	0	0	0	0	0	0	0	247	0	0	0	278	525
5-9	2	0	0	0	0	0	0	0	0	0	354	0	0	0	358	712
10-19	3	0	0	0	0	0	0	0	0	0	378	0	0	0	286	664
20-49	4	0	0	0	0	0	0	0	0	0	336	0	0	0	216	552
50 or more	5	0	0	0	0	0	0	0	0	0	199	0	0	0	115	314
Don't Know	8	0	0	0	0	0	0	0	0	0	2	0	0	0	10	12
Refused	9	0	0	0	0	0	0	0	0	0	2	0	0	0	1	3
Not Applicable	IAP	13626	354	7542	353	5907	10334	2817	2765	2812	2992	2023	2044	1974	1274	56817

**The 1986 ISSP Module: Social Networks and Support Systems
(Qs. MALIVE-LIVEHOME)**

See also the 2001 ISSP Module: Social Relations and Support Systems

1431. Is your mother still alive?

[VAR: MALIVE]

RESPONSE	PUNCH	YEAR														
		<u>1972-82</u>	<u>1982B</u>	<u>1983-87</u>	<u>1987B</u>	<u>1988-91</u>	<u>1993-98</u>	<u>2000</u>	<u>2002</u>	<u>2004</u>	<u>2006</u>	<u>2008</u>	<u>2010</u>	<u>2012</u>	<u>2014</u>	<u>ALL</u>
Yes (ASK A-C)	1	0	0	895	0	0	872	0	0	0	0	0	0	0	0	1767
No (GO TO PALIVE)	2	0	0	570	0	0	524	0	0	0	0	0	0	0	0	1094
Don't know	8	0	0	2	0	0	1	0	0	0	0	0	0	0	0	3
No answer	9	0	0	3	0	0	50	0	0	0	0	0	0	0	0	53
Not applicable	IAP	13626	354	6072	353	5907	8887	2817	2765	2812	4510	2023	2044	1974	2538	56682

A. How often do you see or visit your mother?

HAND CARD HA

[VAR: MAVISIT]

RESPONSE	PUNCH	YEAR														
		<u>1972-82</u>	<u>1982B</u>	<u>1983-87</u>	<u>1987B</u>	<u>1988-91</u>	<u>1993-98</u>	<u>2000</u>	<u>2002</u>	<u>2004</u>	<u>2006</u>	<u>2008</u>	<u>2010</u>	<u>2012</u>	<u>2014</u>	<u>ALL</u>
Lives in the same household (GO TO PALIVE)	1	0	0	105	0	0	77	0	0	0	0	0	0	0	0	182
Daily	2	0	0	71	0	0	56	0	0	0	0	0	0	0	0	127
At least several times a week	3	0	0	139	0	0	107	0	0	0	0	0	0	0	0	246
At least once a week	4	0	0	150	0	0	159	0	0	0	0	0	0	0	0	309
At least once a month	5	0	0	138	0	0	145	0	0	0	0	0	0	0	0	283
Several times a year	6	0	0	164	0	0	160	0	0	0	0	0	0	0	0	324
Less often	7	0	0	125	0	0	160	0	0	0	0	0	0	0	0	285
Don't know	98	0	0	1	0	0	0	0	0	0	0	0	0	0	0	1
No answer	99	0	0	5	0	0	58	0	0	0	0	0	0	0	0	63
Not applicable	IAP	13626	354	6644	353	5907	9412	2817	2765	2812	4510	2023	2044	1974	2538	57779

B. About how long would it take you to get to where your mother lives? Think of the time it usually takes door to door.

HAND CARD HB

[VAR: MATIME]

RESPONSE	PUNCH	YEAR														
		<u>1972-82</u>	<u>1982B</u>	<u>1983-87</u>	<u>1987B</u>	<u>1988-91</u>	<u>1993-98</u>	<u>2000</u>	<u>2002</u>	<u>2004</u>	<u>2006</u>	<u>2008</u>	<u>2010</u>	<u>2012</u>	<u>2014</u>	<u>ALL</u>
Less than 15 minutes	1	0	0	215	0	0	0	0	0	0	0	0	0	0	0	215
Between 15 and 30 minutes	2	0	0	153	0	0	0	0	0	0	0	0	0	0	0	153
Between 30 minutes and 1 hour	3	0	0	88	0	0	0	0	0	0	0	0	0	0	0	88
Between 1-2 hours	4	0	0	61	0	0	0	0	0	0	0	0	0	0	0	61
Between 2-3 hours	5	0	0	34	0	0	0	0	0	0	0	0	0	0	0	34
Between 3-5 hours	6	0	0	53	0	0	0	0	0	0	0	0	0	0	0	53
Between 5-12 hours	7	0	0	83	0	0	0	0	0	0	0	0	0	0	0	83
Over 12 hours	8	0	0	100	0	0	0	0	0	0	0	0	0	0	0	100
No answer	99	0	0	5	0	0	0	0	0	0	0	0	0	0	0	5
Not applicable	IAP	13626	354	6750	353	5907	10334	2817	2765	2812	4510	2023	2044	1974	2538	58807

C. And how often do you have any other contact with your mother besides visiting, either by telephone or letter?

HAND CARD HC

[VAR: MACALL]

RESPONSE	PUNCH	YEAR														
		<u>1972-82</u>	<u>1982B</u>	<u>1983-87</u>	<u>1987B</u>	<u>1988-91</u>	<u>1993-98</u>	<u>2000</u>	<u>2002</u>	<u>2004</u>	<u>2006</u>	<u>2008</u>	<u>2010</u>	<u>2012</u>	<u>2014</u>	<u>ALL</u>
Daily	1	0	0	117	0	0	0	0	0	0	0	0	0	0	0	117
At least several times a week	2	0	0	187	0	0	0	0	0	0	0	0	0	0	0	187
At least once a week	3	0	0	222	0	0	0	0	0	0	0	0	0	0	0	222
At least once a month	4	0	0	168	0	0	0	0	0	0	0	0	0	0	0	168
Several times a year	5	0	0	37	0	0	0	0	0	0	0	0	0	0	0	37
Less often	6	0	0	54	0	0	0	0	0	0	0	0	0	0	0	54
No answer	9	0	0	7	0	0	0	0	0	0	0	0	0	0	0	7
Not applicable	IAP	13626	354	6750	353	5907	10334	2817	2765	2812	4510	2023	2044	1974	2538	58807

REMARKS: Card HA contained responses 1-7. Card HB contained responses 1-8. Card HC contained responses 1-6.

1432. Is your father still alive?

[VAR: PALIVE]

<u>RESPONSE</u>	<u>PUNCH</u>	<u>YEAR</u>														
		<u>1972-82</u>	<u>1982B</u>	<u>1983-87</u>	<u>1987B</u>	<u>1988-91</u>	<u>1993-98</u>	<u>2000</u>	<u>2002</u>	<u>2004</u>	<u>2006</u>	<u>2008</u>	<u>2010</u>	<u>2012</u>	<u>2014</u>	<u>ALL</u>
Yes (ASK A-C)	1	0	0	685	0	0	0	0	0	0	0	0	0	0	0	685
No (GO TO SISNUM)	2	0	0	765	0	0	0	0	0	0	0	0	0	0	0	765
Don't know	8	0	0	7	0	0	0	0	0	0	0	0	0	0	0	7
No answer	9	0	0	13	0	0	0	0	0	0	0	0	0	0	0	13
Not applicable	IAP	13626	354	6072	353	5907	10334	2817	2765	2812	4510	2023	2044	1974	2538	58129

A. How often do you see or visit your father?

HAND CARD HD

[VAR: PAVISIT]

<u>RESPONSE</u>	<u>PUNCH</u>	<u>YEAR</u>														
		<u>1972-82</u>	<u>1982B</u>	<u>1983-87</u>	<u>1987B</u>	<u>1988-91</u>	<u>1993-98</u>	<u>2000</u>	<u>2002</u>	<u>2004</u>	<u>2006</u>	<u>2008</u>	<u>2010</u>	<u>2012</u>	<u>2014</u>	<u>ALL</u>
Lives in the same household (GO TO SISNUM)	1	0	0	65	0	0	0	0	0	0	0	0	0	0	0	65
Daily	2	0	0	55	0	0	0	0	0	0	0	0	0	0	0	55
At least several times a week	3	0	0	88	0	0	0	0	0	0	0	0	0	0	0	88
At least once a week	4	0	0	99	0	0	0	0	0	0	0	0	0	0	0	99
At least once a month	5	0	0	110	0	0	0	0	0	0	0	0	0	0	0	110
Several times a year	6	0	0	126	0	0	0	0	0	0	0	0	0	0	0	126
Less often	7	0	0	140	0	0	0	0	0	0	0	0	0	0	0	140
No answer	99	0	0	15	0	0	0	0	0	0	0	0	0	0	0	15
Not applicable	IAP	13626	354	6844	353	5907	10334	2817	2765	2812	4510	2023	2044	1974	2538	58901

B. About how long would it take you to get to where your father lives? Think of the time it usually takes door to door.

HAND CARD HE

[VAR: PATIME]

RESPONSE	PUNCH	YEAR														
		1972-82	1982B	1983-87	1987B	1988-91	1993-98	2000	2002	2004	2006	2008	2010	2012	2014	ALL
Less than 15 minutes	1	0	0	158	0	0	0	0	0	0	0	0	0	0	0	158
Between 15 and 30 minutes	2	0	0	120	0	0	0	0	0	0	0	0	0	0	0	120
Between 30 min. and 1 hr.	3	0	0	64	0	0	0	0	0	0	0	0	0	0	0	64
Between 1-2 hours	4	0	0	42	0	0	0	0	0	0	0	0	0	0	0	42
Between 2-3 hours	5	0	0	24	0	0	0	0	0	0	0	0	0	0	0	24
Between 3-5 hours	6	0	0	44	0	0	0	0	0	0	0	0	0	0	0	44
Between 5-12 hours	7	0	0	68	0	0	0	0	0	0	0	0	0	0	0	68
Over 12 hours	8	0	0	95	0	0	0	0	0	0	0	0	0	0	0	95
Don't know	98	0	0	2	0	0	0	0	0	0	0	0	0	0	0	2
No answer	99	0	0	16	0	0	0	0	0	0	0	0	0	0	0	16
Not applicable	IAP	13626	354	6909	353	5907	10334	2817	2765	2812	4510	2023	2044	1974	2538	58966

C. And how often do you have any other contact with your father besides visiting, either by telephone or letter?

HAND CARD HF

[VAR: PACALL]

RESPONSE	PUNCH	YEAR														
		1972-82	1982B	1983-87	1987B	1988-91	1993-98	2000	2002	2004	2006	2008	2010	2012	2014	ALL
Daily	1	0	0	49	0	0	0	0	0	0	0	0	0	0	0	49
At least several times a week	2	0	0	92	0	0	0	0	0	0	0	0	0	0	0	92
At least once a week	3	0	0	180	0	0	0	0	0	0	0	0	0	0	0	180
At least once a month	4	0	0	133	0	0	0	0	0	0	0	0	0	0	0	133
Several times a year	5	0	0	59	0	0	0	0	0	0	0	0	0	0	0	59
Less often	6	0	0	101	0	0	0	0	0	0	0	0	0	0	0	101
No answer	9	0	0	19	0	0	0	0	0	0	0	0	0	0	0	19
Not applicable	IAP	13626	354	6909	353	5907	10334	2817	2765	2812	4510	2023	2044	1974	2538	58966

REMARKS: Card HD contained responses 1-7. Card HE contained responses 1-8. Card HF contained responses 1-6.

1433. How many sisters age 18 or older do you have? (We mean sisters who are still alive; please include step-sisters, half-sisters, and adopted sisters.)

[VAR: SISNUM]

RESPONSE	PUNCH	YEAR														
		1972-82	1982B	1983-87	1987B	1988-91	1993-98	2000	2002	2004	2006	2008	2010	2012	2014	ALL
0 (GO TO BRONUM))	0	0	0	413	0	0	0	0	0	0	0	0	0	0	0	413
1 (ASK A-C)	1	0	0	438	0	0	0	0	0	0	0	0	0	0	0	438
2 (ASK A-C)	2	0	0	305	0	0	0	0	0	0	0	0	0	0	0	305
3 (ASK A-C)	3	0	0	148	0	0	0	0	0	0	0	0	0	0	0	148
4 (ASK A-C)	4	0	0	74	0	0	0	0	0	0	0	0	0	0	0	74
5 or more (ASK A-C)	5	0	0	85	0	0	0	0	0	0	0	0	0	0	0	85
Don't know	8	0	0	2	0	0	0	0	0	0	0	0	0	0	0	2
No answer	9	0	0	5	0	0	0	0	0	0	0	0	0	0	0	5
Not applicable	IAP	13626	354	6072	353	5907	10334	2817	2765	2812	4510	2023	2044	1974	2538	58129

The following questions are about your sister. If you have more than one adult sister, please think about the sister you have the most contact with.

A. How often do you see or visit with your sister?

HAND CARD HG

[VAR: SISVISIT]

RESPONSE	PUNCH	YEAR														
		1972-82	1982B	1983-87	1987B	1988-91	1993-98	2000	2002	2004	2006	2008	2010	2012	2014	ALL
Lives in the same household (GO TO VAR: BRONUM))	1	0	0	25	0	0	0	0	0	0	0	0	0	0	0	25
Daily	2	0	0	67	0	0	0	0	0	0	0	0	0	0	0	67
At least several times a week	3	0	0	95	0	0	0	0	0	0	0	0	0	0	0	95
At least once a week	4	0	0	145	0	0	0	0	0	0	0	0	0	0	0	145
At least once a month	5	0	0	214	0	0	0	0	0	0	0	0	0	0	0	214
Several times a year	6	0	0	229	0	0	0	0	0	0	0	0	0	0	0	229
Less often	7	0	0	272	0	0	0	0	0	0	0	0	0	0	0	272
Don't know	98	0	0	1	0	0	0	0	0	0	0	0	0	0	0	1
No answer	99	0	0	9	0	0	0	0	0	0	0	0	0	0	0	9
Not applicable	IAP	13626	354	6485	353	5907	10334	2817	2765	2812	4510	2023	2044	1974	2538	58542

B. About how long would it take you to get to where your sister lives? Think of the time it usually takes door to door.

HAND CARD HH

[VAR: SISTIME]

RESPONSE	PUNCH	YEAR														
		1972-82	1982B	1983-87	1987B	1988-91	1993-98	2000	2002	2004	2006	2008	2010	2012	2014	ALL
Less than 15 minutes	1	0	0	207	0	0	0	0	0	0	0	0	0	0	0	207
Between 15 and 30 minutes	2	0	0	182	0	0	0	0	0	0	0	0	0	0	0	182
Between 30 min. and 1 hour	3	0	0	135	0	0	0	0	0	0	0	0	0	0	0	135
Between 1-2 hours	4	0	0	84	0	0	0	0	0	0	0	0	0	0	0	84
Between 2-3 hours	5	0	0	60	0	0	0	0	0	0	0	0	0	0	0	60
Between 3-5 hours	6	0	0	76	0	0	0	0	0	0	0	0	0	0	0	76
Between 5-12 hours	7	0	0	117	0	0	0	0	0	0	0	0	0	0	0	117
Over 12 hours	8	0	0	155	0	0	0	0	0	0	0	0	0	0	0	155
Don't Know	98	0	0	3	0	0	0	0	0	0	0	0	0	0	0	3
No answer	99	0	0	12	0	0	0	0	0	0	0	0	0	0	0	12
Not applicable	IAP	13626	354	6511	353	5907	10334	2817	2765	2812	4510	2023	2044	1974	2538	58568

C. And how often do you have any other contact with your sister besides visiting, either by telephone or letter?

HAND CARD HI

[VAR: SISCALL]

RESPONSE	PUNCH	YEAR														
		1972-82	1982B	1983-87	1987B	1988-91	1993-98	2000	2002	2004	2006	2008	2010	2012	2014	ALL
Daily	1	0	0	98	0	0	0	0	0	0	0	0	0	0	0	98
At least several times a week	2	0	0	136	0	0	0	0	0	0	0	0	0	0	0	136
At least once a week	3	0	0	194	0	0	0	0	0	0	0	0	0	0	0	194
At least once a month	4	0	0	253	0	0	0	0	0	0	0	0	0	0	0	253
Several times a year	5	0	0	181	0	0	0	0	0	0	0	0	0	0	0	181
Less often	6	0	0	156	0	0	0	0	0	0	0	0	0	0	0	156
No answer	9	0	0	13	0	0	0	0	0	0	0	0	0	0	0	13
Not applicable	IAP	13626	354	6511	353	5907	10334	2817	2765	2812	4510	2023	2044	1974	2538	58568

REMARKS: Card HG contained responses 1-7. Card HH contained responses 1-8. Card HI contained responses 1-6.

1434. How many brothers age 18 or older do you have? (We mean brothers who are still alive; please include step-brothers, half-brothers, and adopted brothers.)

[VAR: BRONUM]

RESPONSE	PUNCH	YEAR														
		<u>1972-82</u>	<u>1982B</u>	<u>1983-87</u>	<u>1987B</u>	<u>1988-91</u>	<u>1993-98</u>	<u>2000</u>	<u>2002</u>	<u>2004</u>	<u>2006</u>	<u>2008</u>	<u>2010</u>	<u>2012</u>	<u>2014</u>	<u>ALL</u>
0 (GO TO DAUNUM)	0	0	0	430	0	0	0	0	0	0	0	0	0	0	0	430
1 (ASK A-C)	1	0	0	459	0	0	0	0	0	0	0	0	0	0	0	459
2 (ASK A-C)	2	0	0	281	0	0	0	0	0	0	0	0	0	0	0	281
3 (ASK A-C)	3	0	0	153	0	0	0	0	0	0	0	0	0	0	0	153
4 (ASK A-C)	4	0	0	66	0	0	0	0	0	0	0	0	0	0	0	66
5 or more (ASK A-C)	5	0	0	74	0	0	0	0	0	0	0	0	0	0	0	74
Don't know	8	0	0	2	0	0	0	0	0	0	0	0	0	0	0	2
No answer	9	0	0	5	0	0	0	0	0	0	0	0	0	0	0	5
Not applicable	IAP	13626	354	6072	353	5907	10334	2817	2765	2812	4510	2023	2044	1974	2538	58129

The following questions are about your brother. If you have more than one adult brother, please think about the brother you have the most contact with.

A. How often do you see or visit with your brother?

HAND CARD HJ

[VAR: BROVISIT]

RESPONSE	PUNCH	YEAR														
		<u>1972-82</u>	<u>1982B</u>	<u>1983-87</u>	<u>1987B</u>	<u>1988-91</u>	<u>1993-98</u>	<u>2000</u>	<u>2002</u>	<u>2004</u>	<u>2006</u>	<u>2008</u>	<u>2010</u>	<u>2012</u>	<u>2014</u>	<u>ALL</u>
Lives in the same household (GO TO DAUNUM)	1	0	0	32	0	0	0	0	0	0	0	0	0	0	0	32
Daily	2	0	0	52	0	0	0	0	0	0	0	0	0	0	0	52
At least several times a week	3	0	0	81	0	0	0	0	0	0	0	0	0	0	0	81
At least once a week	4	0	0	128	0	0	0	0	0	0	0	0	0	0	0	128
At least once a month	5	0	0	194	0	0	0	0	0	0	0	0	0	0	0	194
Several times a year	6	0	0	257	0	0	0	0	0	0	0	0	0	0	0	257
Less often	7	0	0	289	0	0	0	0	0	0	0	0	0	0	0	289
Don't know	98	0	0	0	0	0	0	0	0	0	0	0	0	0	0	0
No answer	99	0	0	7	0	0	0	0	0	0	0	0	0	0	0	7
Not applicable	IAP	13626	354	6502	353	5907	10334	2817	2765	2812	4510	2023	2044	1974	2538	58559

B. About how long would it take you to get to where your brother lives? Think of the time it usually takes door to door.

HAND CARD HK

[VAR: BROTIME]

RESPONSE	PUNCH	YEAR														
		1972-82	1982B	1983-87	1987B	1988-91	1993-98	2000	2002	2004	2006	2008	2010	2012	2014	ALL
Less than 15 minutes	1	0	0	195	0	0	0	0	0	0	0	0	0	0	0	195
Between 15 and 30 minutes	2	0	0	165	0	0	0	0	0	0	0	0	0	0	0	165
Between 30 minutes and 1 hour	3	0	0	131	0	0	0	0	0	0	0	0	0	0	0	131
Between 1-2 hours	4	0	0	92	0	0	0	0	0	0	0	0	0	0	0	92
Between 2-3 hours	5	0	0	54	0	0	0	0	0	0	0	0	0	0	0	54
Between 3-5 hours	6	0	0	62	0	0	0	0	0	0	0	0	0	0	0	62
Between 5-12 hours	7	0	0	113	0	0	0	0	0	0	0	0	0	0	0	113
Over 12 hours	8	0	0	180	0	0	0	0	0	0	0	0	0	0	0	180
Don't Know	98	0	0	7	0	0	0	0	0	0	0	0	0	0	0	7
No answer	99	0	0	9	0	0	0	0	0	0	0	0	0	0	0	9
Not applicable	IAP	13626	354	6534	353	5907	10334	2817	2765	2812	4510	2023	2044	1974	2538	58591

C. And how often do you have any other contact with your brother besides visiting, either by telephone or letter?

HAND

[VAR: BROCALL]

RESPONSE	PUNCH	YEAR														
		1972-82	1982B	1983-87	1987B	1988-91	1993-98	2000	2002	2004	2006	2008	2010	2012	2014	ALL
Daily	1	0	0	42	0	0	0	0	0	0	0	0	0	0	0	42
At least several times a week	2	0	0	77	0	0	0	0	0	0	0	0	0	0	0	77
At least once a week	3	0	0	175	0	0	0	0	0	0	0	0	0	0	0	175
At least once a month	4	0	0	254	0	0	0	0	0	0	0	0	0	0	0	254
Several times a year	5	0	0	227	0	0	0	0	0	0	0	0	0	0	0	227
Less often	6	0	0	222	0	0	0	0	0	0	0	0	0	0	0	222
Don't know	8	0	0	1	0	0	0	0	0	0	0	0	0	0	0	1
No answer	9	0	0	10	0	0	0	0	0	0	0	0	0	0	0	10
Not applicable	IAP	13626	354	6534	353	5907	10334	2817	2765	2812	4510	2023	2044	1974	2538	58591

REMARKS: Card HJ contained responses 1-7. Card HK contained responses 1-8. Card HL contained responses 1-6.

1435. How many daughters age 18 or older do you have? (We mean daughters who are still alive; please include step-daughters, half-daughters and adopted daughters.)

[VAR: DAUNUM]

<u>RESPONSE</u>	<u>PUNCH</u>	<u>YEAR</u>														
		<u>1972-82</u>	<u>1982B</u>	<u>1983-87</u>	<u>1987B</u>	<u>1988-91</u>	<u>1993-98</u>	<u>2000</u>	<u>2002</u>	<u>2004</u>	<u>2006</u>	<u>2008</u>	<u>2010</u>	<u>2012</u>	<u>2014</u>	<u>ALL</u>
0 (GO TO SONNUM)	0	0	0	978	0	0	0	0	0	0	0	0	0	0	0	978
1 (ASK A-C)	1	0	0	254	0	0	0	0	0	0	0	0	0	0	0	254
2 (ASK A-C)	2	0	0	132	0	0	0	0	0	0	0	0	0	0	0	132
3 (ASK A-C)	3	0	0	63	0	0	0	0	0	0	0	0	0	0	0	63
4 (ASK A-C)	4	0	0	23	0	0	0	0	0	0	0	0	0	0	0	23
5 or more (ASK A-C)	5	0	0	17	0	0	0	0	0	0	0	0	0	0	0	17
No answer	9	0	0	3	0	0	0	0	0	0	0	0	0	0	0	3
Not applicable	IAP	13626	354	6072	353	5907	10334	2817	2765	2812	4510	2023	2044	1974	2538	58129

The following questions are about your daughter. If you have more than one adult daughter, please think about the daughter you have the most contact with.

A. How often do you see or visit with your daughter?

HAND CARD HM

[VAR: DAUVISIT]

<u>RESPONSE</u>	<u>PUNCH</u>	<u>YEAR</u>														
		<u>1972-82</u>	<u>1982B</u>	<u>1983-87</u>	<u>1987B</u>	<u>1988-91</u>	<u>1993-98</u>	<u>2000</u>	<u>2002</u>	<u>2004</u>	<u>2006</u>	<u>2008</u>	<u>2010</u>	<u>2012</u>	<u>2014</u>	<u>ALL</u>
Lives in the same household (GO TO Q. 1204)	1	0	0	69	0	0	0	0	0	0	0	0	0	0	0	69
Daily	2	0	0	66	0	0	0	0	0	0	0	0	0	0	0	66
At least several times a week	3	0	0	78	0	0	0	0	0	0	0	0	0	0	0	78
At least once a week	4	0	0	78	0	0	0	0	0	0	0	0	0	0	0	78
At least once a month	5	0	0	71	0	0	0	0	0	0	0	0	0	0	0	71
Several times a year	6	0	0	70	0	0	0	0	0	0	0	0	0	0	0	70
Less often	7	0	0	57	0	0	0	0	0	0	0	0	0	0	0	57
No answer	99	0	0	3	0	0	0	0	0	0	0	0	0	0	0	3
Not applicable	IAP	13626	354	7050	353	5907	10334	2817	2765	2812	4510	2023	2044	1974	2538	59107

B. About how long would it take you to get to where your daughter lives? Think of the time it usually takes door to door.

HAND CARD HN

[VAR: DAUTIME]

RESPONSE	PUNCH	YEAR														
		1972-82	1982B	1983-87	1987B	1988-91	1993-98	2000	2002	2004	2006	2008	2010	2012	2014	ALL
Less than 15 minutes	1	0	0	111	0	0	0	0	0	0	0	0	0	0	0	111
Between 15 and 30 minutes	2	0	0	89	0	0	0	0	0	0	0	0	0	0	0	89
Between 30 minutes and 1 hour	3	0	0	56	0	0	0	0	0	0	0	0	0	0	0	56
Between 1-2 hours	4	0	0	25	0	0	0	0	0	0	0	0	0	0	0	25
Between 2-3 hours	5	0	0	28	0	0	0	0	0	0	0	0	0	0	0	28
Between 3-5 hours	6	0	0	21	0	0	0	0	0	0	0	0	0	0	0	21
Between 5-12 hours	7	0	0	36	0	0	0	0	0	0	0	0	0	0	0	36
Over 12 hours	8	0	0	49	0	0	0	0	0	0	0	0	0	0	0	49
Don't Know	98	0	0	2	0	0	0	0	0	0	0	0	0	0	0	2
No answer	99	0	0	6	0	0	0	0	0	0	0	0	0	0	0	6
Not applicable	IAP	13626	354	7119	353	5907	10334	2817	2765	2812	4510	2023	2044	1974	2538	59176

C. And how often do you have any other contact with your daughter besides visiting, either by telephone or letter?

HAND CARD HO

[VAR: DAUCALL]

RESPONSE	PUNCH	YEAR														
		1972-82	1982B	1983-87	1987B	1988-91	1993-98	2000	2002	2004	2006	2008	2010	2012	2014	ALL
Daily	1	0	0	109	0	0	0	0	0	0	0	0	0	0	0	109
At least several times	2	0	0	95	0	0	0	0	0	0	0	0	0	0	0	95
At least once a week	3	0	0	100	0	0	0	0	0	0	0	0	0	0	0	100
At least once a month	4	0	0	58	0	0	0	0	0	0	0	0	0	0	0	58
Several times a year	5	0	0	18	0	0	0	0	0	0	0	0	0	0	0	18
Less often	6	0	0	37	0	0	0	0	0	0	0	0	0	0	0	37
No answer	9	0	0	6	0	0	0	0	0	0	0	0	0	0	0	6
Not applicable	IAP	13626	354	7119	353	5907	10334	2817	2765	2812	4510	2023	2044	1974	2538	59176

REMARKS: Card HM contained responses 1-7. Card HN contained responses 1-8. Card HO contained responses 1-6.

1436. How many sons age 18 or older do you have? (We mean sons who are still alive; please include step-sons, half-sons, and adopted sons.)

[VAR: SONNUM]

RESPONSE	PUNCH	YEAR														
		<u>1972-82</u>	<u>1982B</u>	<u>1983-87</u>	<u>1987B</u>	<u>1988-91</u>	<u>1993-98</u>	<u>2000</u>	<u>2002</u>	<u>2004</u>	<u>2006</u>	<u>2008</u>	<u>2010</u>	<u>2012</u>	<u>2014</u>	<u>ALL</u>
0 (GO TO POSSLQ)	0	0	0	973	0	0	0	0	0	0	0	0	0	0	0	973
1 (ASK A-C)	1	0	0	237	0	0	0	0	0	0	0	0	0	0	0	237
2 (ASK A-C)	2	0	0	150	0	0	0	0	0	0	0	0	0	0	0	150
3 (ASK A-C)	3	0	0	55	0	0	0	0	0	0	0	0	0	0	0	55
4 (ASK A-C)	4	0	0	30	0	0	0	0	0	0	0	0	0	0	0	30
5 or more (ASK A-C)	5	0	0	22	0	0	0	0	0	0	0	0	0	0	0	22
Don't know	8	0	0	0	0	0	0	0	0	0	0	0	0	0	0	0
No answer	9	0	0	3	0	0	0	0	0	0	0	0	0	0	0	3
Not applicable	IAP	13626	354	6072	353	5907	10334	2817	2765	2812	4510	2023	2044	1974	2538	58129

The following questions are about your son. If you have more than one adult son, please think about the son have the most contact with.

A. How often do you see or visit with your son?

HAND CARD HP

[VAR: SONVISIT]

RESPONSE	PUNCH	YEAR														
		<u>1972-82</u>	<u>1982B</u>	<u>1983-87</u>	<u>1987B</u>	<u>1988-91</u>	<u>1993-98</u>	<u>2000</u>	<u>2002</u>	<u>2004</u>	<u>2006</u>	<u>2008</u>	<u>2010</u>	<u>2012</u>	<u>2014</u>	<u>ALL</u>
Lives in the same household (GO TO POSSLQ)	1	0	0	103	0	0	0	0	0	0	0	0	0	0	0	103
Daily	2	0	0	59	0	0	0	0	0	0	0	0	0	0	0	59
At least several times a week	3	0	0	57	0	0	0	0	0	0	0	0	0	0	0	57
At least once a week	4	0	0	70	0	0	0	0	0	0	0	0	0	0	0	70
At least once a month	5	0	0	65	0	0	0	0	0	0	0	0	0	0	0	65
Several times a year	6	0	0	79	0	0	0	0	0	0	0	0	0	0	0	79
Less often	7	0	0	59	0	0	0	0	0	0	0	0	0	0	0	59
No answer	99	0	0	5	0	0	0	0	0	0	0	0	0	0	0	5
Not applicable	IAP	13626	354	7045	353	5907	10334	2817	2765	2812	4510	2023	2044	1974	2538	59102

B. About how long would it take you to get to where your son lives? Think of the time it usually takes door to door.

HAND CARD HQ

[VAR: SONTIME]

RESPONSE	PUNCH	YEAR														
		1972-82	1982B	1983-87	1987B	1988-91	1993-98	2000	2002	2004	2006	2008	2010	2012	2014	ALL
Less than 15 minutes	1	0	0	103	0	0	0	0	0	0	0	0	0	0	0	103
Between 15 and 30 minutes	2	0	0	63	0	0	0	0	0	0	0	0	0	0	0	63
Between 30 minutes and 1 hour	3	0	0	45	0	0	0	0	0	0	0	0	0	0	0	45
Between 1-2 hours	4	0	0	30	0	0	0	0	0	0	0	0	0	0	0	30
Between 2-3 hours	5	0	0	28	0	0	0	0	0	0	0	0	0	0	0	28
Between 3-5 hours	6	0	0	23	0	0	0	0	0	0	0	0	0	0	0	23
Between 5-12 hours	7	0	0	30	0	0	0	0	0	0	0	0	0	0	0	30
Over 12 hours	8	0	0	64	0	0	0	0	0	0	0	0	0	0	0	64
Don't know	98	0	0	1	0	0	0	0	0	0	0	0	0	0	0	1
No answer	99	0	0	7	0	0	0	0	0	0	0	0	0	0	0	7
Not applicable	IAP	13626	354	7148	353	5907	10334	2817	2765	2812	4510	2023	2044	1974	2538	59205

C. And how often do you have any other contact with your son besides visiting, either by telephone or letter?

HAND CARD HR

[VAR: SONCALL]

RESPONSE	PUNCH	YEAR														
		1972-82	1982B	1983-87	1987B	1988-91	1993-98	2000	2002	2004	2006	2008	2010	2012	2014	ALL
Daily	1	0	0	57	0	0	0	0	0	0	0	0	0	0	0	57
At least several times	2	0	0	86	0	0	0	0	0	0	0	0	0	0	0	86
At least once a week	3	0	0	100	0	0	0	0	0	0	0	0	0	0	0	100
At least once a month	4	0	0	73	0	0	0	0	0	0	0	0	0	0	0	73
Several times a year	5	0	0	37	0	0	0	0	0	0	0	0	0	0	0	37
Less often	6	0	0	34	0	0	0	0	0	0	0	0	0	0	0	34
No answer	9	0	0	7	0	0	0	0	0	0	0	0	0	0	0	7
Not applicable	IAP	13626	354	7148	353	5907	10334	2817	2765	2812	4510	2023	2044	1974	2538	59205

REMARKS: Card HP contained responses 1-7. Card HQ contained responses 1-8. Card HR contained responses 1-6.

1437. Which of these statements applies to you? CODE ONE ONLY.

HAND CARD HS

- A. I am married and living in the same household as my husband or wife..... 1
- B. I am living as married and my partner and I together live in the same household..... 2
- C. I have a husband or wife or steady partner but we don't live in the same household..... 3
- D. I don't have a steady partner..... 4

[VAR: POSSLQ]

RESPONSE	PUNCH	YEAR														
		<u>1972-82</u>	<u>1982B</u>	<u>1983-87</u>	<u>1987B</u>	<u>1988-91</u>	<u>1993-98</u>	<u>2000</u>	<u>2002</u>	<u>2004</u>	<u>2006</u>	<u>2008</u>	<u>2010</u>	<u>2012</u>	<u>2014</u>	<u>ALL</u>
Married, together	1	0	0	810	0	0	0	1027	0	604	740	0	0	428	546	4155
Partner, together	2	0	0	48	0	0	0	224	0	93	114	0	0	82	100	661
Married/Partner apart	3	0	0	104	0	0	0	213	0	112	131	0	0	87	126	773
No Partner	4	0	0	490	0	0	0	905	0	385	520	0	0	391	496	3187
Don't Know	8	0	0	0	0	0	0	1	0	4	5	0	0	6	2	18
No answer	9	0	0	18	0	0	0	178	0	18	8	0	0	4	4	230
Not applicable	IAP	13626	354	6072	353	5907	10334	269	2765	1596	2992	2023	2044	976	1264	50575

REMARKS: Card HS contained responses 1-4.
See POSSLQY as well.

1438. Which of these statements applies to you? CODE ONE ONLY.

[VAR: POSSLQY]

RESPONSE	PUNCH	YEAR															
		<u>1972-82</u>	<u>1982B</u>	<u>1983-87</u>	<u>1987B</u>	<u>1988-91</u>	<u>1993-98</u>	<u>2000</u>	<u>2002</u>	<u>2004</u>	<u>2006</u>	<u>2008</u>	<u>2010</u>	<u>2012</u>	<u>2014</u>	<u>ALL</u>	
I am married and living in the same household as my husband or wife.	1	0	0	0	0	0	0	0	0	0	0	0	0	0	433	562	995
I have a steady partner, and we live in the same household.	2	0	0	0	0	0	0	0	0	0	0	0	0	97	120	217	
I have a husband or wife or steady partner, but we don't live in the same household.	3	0	0	0	0	0	0	0	0	0	0	0	0	96	117	213	
I don't have a steady partner.	4	0	0	0	0	0	0	0	0	0	0	0	0	348	462	810	
Don't know	8	0	0	0	0	0	0	0	0	0	0	0	0	0	2	2	
No answer	9	0	0	0	0	0	0	0	0	0	0	0	0	2	1	3	
Not applicable	IAP	13626	354	7542	353	5907	10334	2817	2765	2812	4510	2023	2044	998	1274	57359	

REMARKS: See POSSLQ as well.

1439. Now thinking of all your adult relatives -- those still living and age 18 or older.

How many of each do you have? READ EACH ITEM. CODE A NUMBER OR ZERO FOR EACH.

A. Grandmother; grandfather

[VAR: GRPARNUM]

RESPONSE	PUNCH	YEAR															
		<u>1972-82</u>	<u>1982B</u>	<u>1983-87</u>	<u>1987B</u>	<u>1988-91</u>	<u>1993-98</u>	<u>2000</u>	<u>2002</u>	<u>2004</u>	<u>2006</u>	<u>2008</u>	<u>2010</u>	<u>2012</u>	<u>2014</u>	<u>ALL</u>	
0	0	0	0	1028	0	0	0	0	0	0	0	0	0	0	0	0	1028
1	1	0	0	220	0	0	0	0	0	0	0	0	0	0	0	0	220
2	2	0	0	136	0	0	0	0	0	0	0	0	0	0	0	0	136
3	3	0	0	47	0	0	0	0	0	0	0	0	0	0	0	0	47
4	4	0	0	25	0	0	0	0	0	0	0	0	0	0	0	0	25
5	5	0	0	2	0	0	0	0	0	0	0	0	0	0	0	0	2
6	6	0	0	3	0	0	0	0	0	0	0	0	0	0	0	0	3
8	8	0	0	1	0	0	0	0	0	0	0	0	0	0	0	0	1
9	9	0	0	1	0	0	0	0	0	0	0	0	0	0	0	0	1
Don't know	98	0	0	1	0	0	0	0	0	0	0	0	0	0	0	0	1
No answer	99	0	0	6	0	0	0	0	0	0	0	0	0	0	0	0	6
Not applicable	IAP	13626	354	6072	353	5907	10334	2817	2765	2812	4510	2023	2044	1974	2538	58129	

B. Adult Grandchildren

[VAR: GRKIDNUM]

<u>RESPONSE</u>	<u>PUNCH</u>	<u>YEAR</u>														
		<u>1972-82</u>	<u>1982B</u>	<u>1983-87</u>	<u>1987B</u>	<u>1988-91</u>	<u>1993-98</u>	<u>2000</u>	<u>2002</u>	<u>2004</u>	<u>2006</u>	<u>2008</u>	<u>2010</u>	<u>2012</u>	<u>2014</u>	<u>ALL</u>
0	0	0	0	1249	0	0	0	0	0	0	0	0	0	0	0	1249
1	1	0	0	55	0	0	0	0	0	0	0	0	0	0	0	55
2	2	0	0	39	0	0	0	0	0	0	0	0	0	0	0	39
3	3	0	0	23	0	0	0	0	0	0	0	0	0	0	0	23
4	4	0	0	13	0	0	0	0	0	0	0	0	0	0	0	13
5	5	0	0	16	0	0	0	0	0	0	0	0	0	0	0	16
6	6	0	0	14	0	0	0	0	0	0	0	0	0	0	0	14
7	7	0	0	7	0	0	0	0	0	0	0	0	0	0	0	7
8	8	0	0	10	0	0	0	0	0	0	0	0	0	0	0	10
9	9	0	0	4	0	0	0	0	0	0	0	0	0	0	0	4
10	10	0	0	3	0	0	0	0	0	0	0	0	0	0	0	3
11	11	0	0	3	0	0	0	0	0	0	0	0	0	0	0	3
12	12	0	0	3	0	0	0	0	0	0	0	0	0	0	0	3
13	13	0	0	2	0	0	0	0	0	0	0	0	0	0	0	2
14	14	0	0	2	0	0	0	0	0	0	0	0	0	0	0	2
15	15	0	0	2	0	0	0	0	0	0	0	0	0	0	0	2
16	16	0	0	2	0	0	0	0	0	0	0	0	0	0	0	2
20	20	0	0	1	0	0	0	0	0	0	0	0	0	0	0	1
23	23	0	0	1	0	0	0	0	0	0	0	0	0	0	0	1
31	31	0	0	1	0	0	0	0	0	0	0	0	0	0	0	1
60	60	0	0	1	0	0	0	0	0	0	0	0	0	0	0	1
Number unknown, but 1 +	97	0	0	7	0	0	0	0	0	0	0	0	0	0	0	7
Don't know	98	0	0	3	0	0	0	0	0	0	0	0	0	0	0	3
No answer	99	0	0	9	0	0	0	0	0	0	0	0	0	0	0	9
Not applicable	IAP	13626	354	6072	353	5907	10334	2817	2765	2812	4510	2023	2044	1974	2538	58129

[VAR: UNAUNUM] (CONTINUED)

<u>RESPONSE</u>	<u>PUNCH</u>	<u>YEAR</u>														
		<u>1972-82</u>	<u>1982B</u>	<u>1983-87</u>	<u>1987B</u>	<u>1988-91</u>	<u>1993-98</u>	<u>2000</u>	<u>2002</u>	<u>2004</u>	<u>2006</u>	<u>2008</u>	<u>2010</u>	<u>2012</u>	<u>2014</u>	<u>ALL</u>
50	50	0	0	4	0	0	0	0	0	0	0	0	0	0	0	4
55	55	0	0	1	0	0	0	0	0	0	0	0	0	0	0	1
64	64	0	0	1	0	0	0	0	0	0	0	0	0	0	0	1
70	70	0	0	1	0	0	0	0	0	0	0	0	0	0	0	1
96 or more	96	0	0	1	0	0	0	0	0	0	0	0	0	0	0	1
Number unknown, but 1 +	97	0	0	1	0	0	0	0	0	0	0	0	0	0	0	1
Don't know	98	0	0	9	0	0	0	0	0	0	0	0	0	0	0	9
No answer	99	0	0	8	0	0	0	0	0	0	0	0	0	0	0	8
Not applicable	IAP	13626	354	6072	353	5907	10334	2817	2765	2812	4510	2023	2044	1974	2538	58129

D. Parents-in-Law and Adult Brothers- and Sisters-in-Law

[VAR: INLAWNUM]

<u>RESPONSE</u>	<u>PUNCH</u>	<u>YEAR</u>														
		<u>1972-82</u>	<u>1982B</u>	<u>1983-87</u>	<u>1987B</u>	<u>1988-91</u>	<u>1993-98</u>	<u>2000</u>	<u>2002</u>	<u>2004</u>	<u>2006</u>	<u>2008</u>	<u>2010</u>	<u>2012</u>	<u>2014</u>	<u>ALL</u>
0	0	0	0	305	0	0	0	0	0	0	0	0	0	0	0	305
1	1	0	0	161	0	0	0	0	0	0	0	0	0	0	0	161
2	2	0	0	169	0	0	0	0	0	0	0	0	0	0	0	169
3	3	0	0	133	0	0	0	0	0	0	0	0	0	0	0	133
4	4	0	0	116	0	0	0	0	0	0	0	0	0	0	0	116
5	5	0	0	127	0	0	0	0	0	0	0	0	0	0	0	127
6	6	0	0	130	0	0	0	0	0	0	0	0	0	0	0	130
7	7	0	0	64	0	0	0	0	0	0	0	0	0	0	0	64
8	8	0	0	65	0	0	0	0	0	0	0	0	0	0	0	65
9	9	0	0	36	0	0	0	0	0	0	0	0	0	0	0	36
10	10	0	0	52	0	0	0	0	0	0	0	0	0	0	0	52
11	11	0	0	21	0	0	0	0	0	0	0	0	0	0	0	21
12	12	0	0	18	0	0	0	0	0	0	0	0	0	0	0	18
13	13	0	0	11	0	0	0	0	0	0	0	0	0	0	0	11
14	14	0	0	5	0	0	0	0	0	0	0	0	0	0	0	5
15	15	0	0	7	0	0	0	0	0	0	0	0	0	0	0	7
16	16	0	0	11	0	0	0	0	0	0	0	0	0	0	0	11
17	17	0	0	3	0	0	0	0	0	0	0	0	0	0	0	3
18	18	0	0	1	0	0	0	0	0	0	0	0	0	0	0	1
19	19	0	0	3	0	0	0	0	0	0	0	0	0	0	0	3
20	20	0	0	10	0	0	0	0	0	0	0	0	0	0	0	10
22	22	0	0	1	0	0	0	0	0	0	0	0	0	0	0	1
23	23	0	0	1	0	0	0	0	0	0	0	0	0	0	0	1
24	24	0	0	4	0	0	0	0	0	0	0	0	0	0	0	4
29	29	0	0	1	0	0	0	0	0	0	0	0	0	0	0	1
30	30	0	0	1	0	0	0	0	0	0	0	0	0	0	0	1
35	35	0	0	1	0	0	0	0	0	0	0	0	0	0	0	1
Number unknown, but 1 +	97	0	0	5	0	0	0	0	0	0	0	0	0	0	0	5
Don't know	98	0	0	4	0	0	0	0	0	0	0	0	0	0	0	4
No answer	99	0	0	4	0	0	0	0	0	0	0	0	0	0	0	4
Not applicable	IAP	13626	354	6072	353	5907	10334	2817	2765	2812	4510	2023	2044	1974	2538	58129

[VAR: RELNUM] (Continued)

<u>RESPONSE</u>	<u>PUNCH</u>	<u>YEAR</u>														
		<u>1972-82</u>	<u>1982B</u>	<u>1983-87</u>	<u>1987B</u>	<u>1988-91</u>	<u>1993-98</u>	<u>2000</u>	<u>2002</u>	<u>2004</u>	<u>2006</u>	<u>2008</u>	<u>2010</u>	<u>2012</u>	<u>2014</u>	<u>ALL</u>
34	34	0	0	1	0	0	0	0	0	0	0	0	0	0	0	1
35	35	0	0	9	0	0	0	0	0	0	0	0	0	0	0	9
36	36	0	0	1	0	0	0	0	0	0	0	0	0	0	0	1
37	37	0	0	1	0	0	0	0	0	0	0	0	0	0	0	1
38	38	0	0	1	0	0	0	0	0	0	0	0	0	0	0	1
39	39	0	0	1	0	0	0	0	0	0	0	0	0	0	0	1
40	40	0	0	45	0	0	0	0	0	0	0	0	0	0	0	45
41	41	0	0	3	0	0	0	0	0	0	0	0	0	0	0	3
42	42	0	0	2	0	0	0	0	0	0	0	0	0	0	0	2
44	44	0	0	1	0	0	0	0	0	0	0	0	0	0	0	1
45	45	0	0	6	0	0	0	0	0	0	0	0	0	0	0	6
47	47	0	0	2	0	0	0	0	0	0	0	0	0	0	0	2
48	48	0	0	1	0	0	0	0	0	0	0	0	0	0	0	1
50	50	0	0	53	0	0	0	0	0	0	0	0	0	0	0	53
51	51	0	0	1	0	0	0	0	0	0	0	0	0	0	0	1
55	55	0	0	6	0	0	0	0	0	0	0	0	0	0	0	6
59	59	0	0	1	0	0	0	0	0	0	0	0	0	0	0	1
60	60	0	0	11	0	0	0	0	0	0	0	0	0	0	0	11
62	62	0	0	1	0	0	0	0	0	0	0	0	0	0	0	1
63	63	0	0	1	0	0	0	0	0	0	0	0	0	0	0	1
65	65	0	0	1	0	0	0	0	0	0	0	0	0	0	0	1
70	70	0	0	7	0	0	0	0	0	0	0	0	0	0	0	7
75	75	0	0	9	0	0	0	0	0	0	0	0	0	0	0	9
80	80	0	0	2	0	0	0	0	0	0	0	0	0	0	0	2
85	85	0	0	5	0	0	0	0	0	0	0	0	0	0	0	5
87	87	0	0	1	0	0	0	0	0	0	0	0	0	0	0	1
89	89	0	0	1	0	0	0	0	0	0	0	0	0	0	0	1
90	90	0	0	2	0	0	0	0	0	0	0	0	0	0	0	2
96 or more	96	0	0	28	0	0	0	0	0	0	0	0	0	0	0	28
Number unknown, but 1 +	97	0	0	19	0	0	0	0	0	0	0	0	0	0	0	19
Don't know	98	0	0	36	0	0	0	0	0	0	0	0	0	0	0	36
No answer	99	0	0	6	0	0	0	0	0	0	0	0	0	0	0	6
Not applicable	IAP	13626	354	6072	353	5907	10334	2817	2765	2812	4510	2023	2044	1974	2538	58129

1440. Thinking of all the adult relatives, which one do you have the most contact with?

HAND CARD HT

[VAR: RELMOST]

RESPONSE	PUNCH	YEAR														
		1972-82	1982B	1983-87	1987B	1988-91	1993-98	2000	2002	2004	2006	2008	2010	2012	2014	ALL
Grandmother	1	0	0	110	0	0	0	0	0	0	0	0	0	0	0	110
Grandfather	2	0	0	19	0	0	0	0	0	0	0	0	0	0	0	19
Granddaughter	3	0	0	68	0	0	0	0	0	0	0	0	0	0	0	68
Grandson	4	0	0	44	0	0	0	0	0	0	0	0	0	0	0	44
Aunt	5	0	0	149	0	0	0	0	0	0	0	0	0	0	0	149
Uncle	6	0	0	54	0	0	0	0	0	0	0	0	0	0	0	54
Mother-in-Law	7	0	0	213	0	0	0	0	0	0	0	0	0	0	0	213
Father-in-Law	8	0	0	47	0	0	0	0	0	0	0	0	0	0	0	47
Sister-in-Law	9	0	0	198	0	0	0	0	0	0	0	0	0	0	0	198
Brother-in-Law	10	0	0	137	0	0	0	0	0	0	0	0	0	0	0	137
Other adult female relative	11	0	0	191	0	0	0	0	0	0	0	0	0	0	0	191
Other adult male relative	12	0	0	100	0	0	0	0	0	0	0	0	0	0	0	100
None	13	0	0	134	0	0	0	0	0	0	0	0	0	0	0	134
No answer	99	0	0	6	0	0	0	0	0	0	0	0	0	0	0	6
Not applicable	IAP	13626	354	6072	353	5907	10334	2817	2765	2812	4510	2023	2044	1974	2538	58129

REMARKS: Card HT contained responses 1-13.

A. How often do you see or visit with this relative?

HAND
CARD HU

[VAR: RELVISIT]

RESPONSE	PUNCH	YEAR														
		1972-82	1982B	1983-87	1987B	1988-91	1993-98	2000	2002	2004	2006	2008	2010	2012	2014	ALL
Lives in the same household (GO TO FRINUM)	1	0	0	37	0	0	0	0	0	0	0	0	0	0	0	37
Daily	2	0	0	132	0	0	0	0	0	0	0	0	0	0	0	132
At least several times a week	3	0	0	194	0	0	0	0	0	0	0	0	0	0	0	194
At least once a week	4	0	0	238	0	0	0	0	0	0	0	0	0	0	0	238
At least once a month	5	0	0	307	0	0	0	0	0	0	0	0	0	0	0	307
Several times a year	6	0	0	265	0	0	0	0	0	0	0	0	0	0	0	265
Less often	7	0	0	156	0	0	0	0	0	0	0	0	0	0	0	156
Don't know	98	0	0	1	0	0	0	0	0	0	0	0	0	0	0	1
No answer	99	0	0	6	0	0	0	0	0	0	0	0	0	0	0	6
Not applicable	IAP	13626	354	6206	353	5907	10334	2817	2765	2812	4510	2023	2044	1974	2538	58263

B. About how long would it take you to get to where your relative lives? Think of the time it usually takes door to door.

HAND
CARD HV

[VAR: RELTIME]

RESPONSE	PUNCH	YEAR														
		1972-82	1982B	1983-87	1987B	1988-91	1993-98	2000	2002	2004	2006	2008	2010	2012	2014	ALL
Less than 15 minutes	1	0	0	416	0	0	0	0	0	0	0	0	0	0	0	416
Between 15 and 30 minutes	2	0	0	269	0	0	0	0	0	0	0	0	0	0	0	269
Between 30 minutes and 1 hour	3	0	0	157	0	0	0	0	0	0	0	0	0	0	0	157
Between 1-2 hours	4	0	0	108	0	0	0	0	0	0	0	0	0	0	0	108
Between 2-3 hours	5	0	0	57	0	0	0	0	0	0	0	0	0	0	0	57
Between 3-5 hours	6	0	0	68	0	0	0	0	0	0	0	0	0	0	0	68
Between 5-12 hours	7	0	0	105	0	0	0	0	0	0	0	0	0	0	0	105
Over 12 hours	8	0	0	109	0	0	0	0	0	0	0	0	0	0	0	109
No answer	99	0	0	9	0	0	0	0	0	0	0	0	0	0	0	9
Not applicable	IAP	13626	354	6244	353	5907	10334	2817	2765	2812	4510	2023	2044	1974	2538	58301

C. And how often do you have any other contact with your relative besides visiting, either by telephone or letter?

HAND CARD HW

[VAR: RELCALL]

<u>RESPONSE</u>	<u>PUNCH</u>	<u>YEAR</u>														
		<u>1972-82</u>	<u>1982B</u>	<u>1983-87</u>	<u>1987B</u>	<u>1988-91</u>	<u>1993-98</u>	<u>2000</u>	<u>2002</u>	<u>2004</u>	<u>2006</u>	<u>2008</u>	<u>2010</u>	<u>2012</u>	<u>2014</u>	<u>ALL</u>
Daily	1	0	0	134	0	0	0	0	0	0	0	0	0	0	0	134
At least several times	2	0	0	189	0	0	0	0	0	0	0	0	0	0	0	189
At least once a week	3	0	0	271	0	0	0	0	0	0	0	0	0	0	0	271
At least once a month	4	0	0	339	0	0	0	0	0	0	0	0	0	0	0	339
Several times a year	5	0	0	191	0	0	0	0	0	0	0	0	0	0	0	191
Less often	6	0	0	166	0	0	0	0	0	0	0	0	0	0	0	166
No answer	9	0	0	8	0	0	0	0	0	0	0	0	0	0	0	8
Not applicable	IAP	13626	354	6244	353	5907	10334	2817	2765	2812	4510	2023	2044	1974	2538	58301

REMARKS: Card HU contained responses 1-7. Card HV contained responses 1-8. Card HW contained responses 1-6.

1441. Thinking now of close friends - not your husband or wife or partner or family members - but people you feel fairly close to... How many close friends would you say you have?

[VAR: FRINUM]

<u>RESPONSE</u>	<u>PUNCH</u>	<u>YEAR</u>														
		<u>1972-82</u>	<u>1982B</u>	<u>1983-87</u>	<u>1987B</u>	<u>1988-91</u>	<u>1993-98</u>	<u>2000</u>	<u>2002</u>	<u>2004</u>	<u>2006</u>	<u>2008</u>	<u>2010</u>	<u>2012</u>	<u>2014</u>	<u>ALL</u>
None (GO TO CHORES1)	0	0	0	77	0	0	0	0	0	0	0	0	0	0	0	77
1	1	0	0	95	0	0	0	0	0	0	0	0	0	0	0	95
2	2	0	0	174	0	0	0	0	0	0	0	0	0	0	0	174
3	3	0	0	180	0	0	0	0	0	0	0	0	0	0	0	180
4	4	0	0	186	0	0	0	0	0	0	0	0	0	0	0	186
5	5	0	0	171	0	0	0	0	0	0	0	0	0	0	0	171
6	6	0	0	149	0	0	0	0	0	0	0	0	0	0	0	149
7	7	0	0	30	0	0	0	0	0	0	0	0	0	0	0	30
8	8	0	0	49	0	0	0	0	0	0	0	0	0	0	0	49
9	9	0	0	4	0	0	0	0	0	0	0	0	0	0	0	4
10	10	0	0	145	0	0	0	0	0	0	0	0	0	0	0	145
12	12	0	0	55	0	0	0	0	0	0	0	0	0	0	0	55
14	14	0	0	2	0	0	0	0	0	0	0	0	0	0	0	2
15	15	0	0	25	0	0	0	0	0	0	0	0	0	0	0	25
16	16	0	0	1	0	0	0	0	0	0	0	0	0	0	0	1
20	20	0	0	55	0	0	0	0	0	0	0	0	0	0	0	55
22	22	0	0	1	0	0	0	0	0	0	0	0	0	0	0	1
24	24	0	0	1	0	0	0	0	0	0	0	0	0	0	0	1
25	25	0	0	14	0	0	0	0	0	0	0	0	0	0	0	14
28	28	0	0	1	0	0	0	0	0	0	0	0	0	0	0	1
30	30	0	0	17	0	0	0	0	0	0	0	0	0	0	0	17
32	32	0	0	1	0	0	0	0	0	0	0	0	0	0	0	1
35	35	0	0	1	0	0	0	0	0	0	0	0	0	0	0	1
40	40	0	0	3	0	0	0	0	0	0	0	0	0	0	0	3
45	45	0	0	1	0	0	0	0	0	0	0	0	0	0	0	1
50	50	0	0	14	0	0	0	0	0	0	0	0	0	0	0	14
55	55	0	0	1	0	0	0	0	0	0	0	0	0	0	0	1
60	60	0	0	1	0	0	0	0	0	0	0	0	0	0	0	1
70	70	0	0	1	0	0	0	0	0	0	0	0	0	0	0	1
75	75	0	0	1	0	0	0	0	0	0	0	0	0	0	0	1
90	90	0	0	1	0	0	0	0	0	0	0	0	0	0	0	1
96 or more	96	0	0	10	0	0	0	0	0	0	0	0	0	0	0	10
Don't know	98	0	0	3	0	0	0	0	0	0	0	0	0	0	0	3
Not applicable	IAP	13626	354	6072	353	5907	10334	2817	2765	2812	4510	2023	2044	1974	2538	58129

A. How many of these close friends are people you work with now?

[VAR: FRIWORK]

<u>RESPONSE</u>	<u>PUNCH</u>	<u>YEAR</u>														
		<u>1972-82</u>	<u>1982B</u>	<u>1983-87</u>	<u>1987B</u>	<u>1988-91</u>	<u>1993-98</u>	<u>2000</u>	<u>2002</u>	<u>2004</u>	<u>2006</u>	<u>2008</u>	<u>2010</u>	<u>2012</u>	<u>2014</u>	<u>ALL</u>
0	0	0	0	950	0	0	0	0	0	0	0	0	0	0	0	950
1	1	0	0	178	0	0	0	0	0	0	0	0	0	0	0	178
2	2	0	0	98	0	0	0	0	0	0	0	0	0	0	0	98
3	3	0	0	58	0	0	0	0	0	0	0	0	0	0	0	58
4	4	0	0	19	0	0	0	0	0	0	0	0	0	0	0	19
5	5	0	0	26	0	0	0	0	0	0	0	0	0	0	0	26
6	6	0	0	11	0	0	0	0	0	0	0	0	0	0	0	11
7	7	0	0	4	0	0	0	0	0	0	0	0	0	0	0	4
8	8	0	0	9	0	0	0	0	0	0	0	0	0	0	0	9
10	10	0	0	9	0	0	0	0	0	0	0	0	0	0	0	9
12	12	0	0	2	0	0	0	0	0	0	0	0	0	0	0	2
14	14	0	0	2	0	0	0	0	0	0	0	0	0	0	0	2
15	15	0	0	4	0	0	0	0	0	0	0	0	0	0	0	4
16	16	0	0	2	0	0	0	0	0	0	0	0	0	0	0	2
20	20	0	0	2	0	0	0	0	0	0	0	0	0	0	0	2
22	22	0	0	1	0	0	0	0	0	0	0	0	0	0	0	1
25	25	0	0	2	0	0	0	0	0	0	0	0	0	0	0	2
30	30	0	0	1	0	0	0	0	0	0	0	0	0	0	0	1
Don't know	98	0	0	1	0	0	0	0	0	0	0	0	0	0	0	1
No answer	99	0	0	14	0	0	0	0	0	0	0	0	0	0	0	14
Not applicable	IAP	13626	354	6149	353	5907	10334	2817	2765	2812	4510	2023	2044	1974	2538	58206

B. How many of these close friends are your neighbors now?

[VAR: FRINEIGH]

<u>RESPONSE</u>	<u>PUNCH</u>	<u>YEAR</u>														
		<u>1972-82</u>	<u>1982B</u>	<u>1983-87</u>	<u>1987B</u>	<u>1988-91</u>	<u>1993-98</u>	<u>2000</u>	<u>2002</u>	<u>2004</u>	<u>2006</u>	<u>2008</u>	<u>2010</u>	<u>2012</u>	<u>2014</u>	<u>ALL</u>
0	0	0	0	768	0	0	0	0	0	0	0	0	0	0	0	768
1	1	0	0	256	0	0	0	0	0	0	0	0	0	0	0	256
2	2	0	0	140	0	0	0	0	0	0	0	0	0	0	0	140
3	3	0	0	71	0	0	0	0	0	0	0	0	0	0	0	71
4	4	0	0	34	0	0	0	0	0	0	0	0	0	0	0	34
5	5	0	0	30	0	0	0	0	0	0	0	0	0	0	0	30
6	6	0	0	23	0	0	0	0	0	0	0	0	0	0	0	23
7	7	0	0	4	0	0	0	0	0	0	0	0	0	0	0	4
8	8	0	0	6	0	0	0	0	0	0	0	0	0	0	0	6
9	9	0	0	4	0	0	0	0	0	0	0	0	0	0	0	4
10	10	0	0	18	0	0	0	0	0	0	0	0	0	0	0	18
11	11	0	0	1	0	0	0	0	0	0	0	0	0	0	0	1
12	12	0	0	7	0	0	0	0	0	0	0	0	0	0	0	7
14	14	0	0	1	0	0	0	0	0	0	0	0	0	0	0	1
15	15	0	0	4	0	0	0	0	0	0	0	0	0	0	0	4
17	17	0	0	1	0	0	0	0	0	0	0	0	0	0	0	1
18	18	0	0	1	0	0	0	0	0	0	0	0	0	0	0	1
20	20	0	0	5	0	0	0	0	0	0	0	0	0	0	0	5
25	25	0	0	5	0	0	0	0	0	0	0	0	0	0	0	5
50	50	0	0	1	0	0	0	0	0	0	0	0	0	0	0	1
96 or more	96	0	0	1	0	0	0	0	0	0	0	0	0	0	0	1
Don't know	98	0	0	1	0	0	0	0	0	0	0	0	0	0	0	1
No answer	99	0	0	11	0	0	0	0	0	0	0	0	0	0	0	11
Not applicable	IAP	13626	354	6149	353	5907	10334	2817	2765	2812	4510	2023	2044	1974	2538	58206

C. Now thinking of your best friend, or the friend you feel closest to: Is this friend a man or a woman?

[VAR: FRISEX]

<u>RESPONSE</u>	<u>PUNCH</u>	<u>YEAR</u>														
		<u>1972-82</u>	<u>1982B</u>	<u>1983-87</u>	<u>1987B</u>	<u>1988-91</u>	<u>1993-98</u>	<u>2000</u>	<u>2002</u>	<u>2004</u>	<u>2006</u>	<u>2008</u>	<u>2010</u>	<u>2012</u>	<u>2014</u>	<u>ALL</u>
Man	1	0	0	582	0	0	0	0	0	0	0	0	0	0	0	582
Woman	2	0	0	799	0	0	0	0	0	0	0	0	0	0	0	799
No answer	9	0	0	12	0	0	0	0	0	0	0	0	0	0	0	12
Not applicable	IAP	13626	354	6149	353	5907	10334	2817	2765	2812	4510	2023	2044	1974	2538	58206

D. How often do you see or visit with your friend (the friend you feel closest to)?

HAND CARD HX

[VAR: FRIVISIT]

<u>RESPONSE</u>	<u>PUNCH</u>	<u>YEAR</u>														
		<u>1972-82</u>	<u>1982B</u>	<u>1983-87</u>	<u>1987B</u>	<u>1988-91</u>	<u>1993-98</u>	<u>2000</u>	<u>2002</u>	<u>2004</u>	<u>2006</u>	<u>2008</u>	<u>2010</u>	<u>2012</u>	<u>2014</u>	<u>ALL</u>
Live in same household (GO TO CHORES1)	1	0	0	14	0	0	0	0	0	0	0	0	0	0	0	14
Daily	2	0	0	258	0	0	0	0	0	0	0	0	0	0	0	258
At least several times a week	3	0	0	317	0	0	0	0	0	0	0	0	0	0	0	317
At least once a week	4	0	0	316	0	0	0	0	0	0	0	0	0	0	0	316
At least once a week	5	0	0	232	0	0	0	0	0	0	0	0	0	0	0	232
Several times a year	6	0	0	160	0	0	0	0	0	0	0	0	0	0	0	160
Less often	7	0	0	86	0	0	0	0	0	0	0	0	0	0	0	86
Don't know	98	0	0	1	0	0	0	0	0	0	0	0	0	0	0	1
No answer	99	0	0	9	0	0	0	0	0	0	0	0	0	0	0	9
Not applicable	IAP	13626	354	6149	353	5907	10334	2817	2765	2812	4510	2023	2044	1974	2538	58206

E. About how long would it take you to get to where this friend lives? Think of the time it usually takes door to door.

HAND CARD HY

[VAR: FRITIME]

<u>RESPONSE</u>	<u>PUNCH</u>	<u>YEAR</u>														
		<u>1972-82</u>	<u>1982B</u>	<u>1983-87</u>	<u>1987B</u>	<u>1988-91</u>	<u>1993-98</u>	<u>2000</u>	<u>2002</u>	<u>2004</u>	<u>2006</u>	<u>2008</u>	<u>2010</u>	<u>2012</u>	<u>2014</u>	<u>ALL</u>
Less than 15 minutes	1	0	0	625	0	0	0	0	0	0	0	0	0	0	0	625
Between 15 and 30 minutes	2	0	0	343	0	0	0	0	0	0	0	0	0	0	0	343
Between 30 minutes and 1 hour	3	0	0	169	0	0	0	0	0	0	0	0	0	0	0	169
Between 1-2 hours	4	0	0	68	0	0	0	0	0	0	0	0	0	0	0	68
Between 2-3 hours	5	0	0	25	0	0	0	0	0	0	0	0	0	0	0	25
Between 3-5 hours	6	0	0	37	0	0	0	0	0	0	0	0	0	0	0	37
Between 5-12 hours	7	0	0	37	0	0	0	0	0	0	0	0	0	0	0	37
Over 12 hours	8	0	0	62	0	0	0	0	0	0	0	0	0	0	0	62
No answer	99	0	0	12	0	0	0	0	0	0	0	0	0	0	0	12
Not applicable	IAP	13626	354	6164	353	5907	10334	2817	2765	2812	4510	2023	2044	1974	2538	58221

F. And how often do you have any other contact with this friend besides visiting, either by telephone or letter?

HAND CARD HZ

[VAR: FRICALL]

<u>RESPONSE</u>	<u>PUNCH</u>	<u>YEAR</u>														
		<u>1972-82</u>	<u>1982B</u>	<u>1983-87</u>	<u>1987B</u>	<u>1988-91</u>	<u>1993-98</u>	<u>2000</u>	<u>2002</u>	<u>2004</u>	<u>2006</u>	<u>2008</u>	<u>2010</u>	<u>2012</u>	<u>2014</u>	<u>ALL</u>
Daily	1	0	0	285	0	0	0	0	0	0	0	0	0	0	0	285
At least several times a week	2	0	0	312	0	0	0	0	0	0	0	0	0	0	0	312
At least once a week	3	0	0	277	0	0	0	0	0	0	0	0	0	0	0	277
At least once a month	4	0	0	247	0	0	0	0	0	0	0	0	0	0	0	247
Several times a year	5	0	0	104	0	0	0	0	0	0	0	0	0	0	0	104
Less often	6	0	0	141	0	0	0	0	0	0	0	0	0	0	0	141
No answer	9	0	0	12	0	0	0	0	0	0	0	0	0	0	0	12
Not applicable	IAP	13626	354	6164	353	5907	10334	2817	2765	2812	4510	2023	2044	1974	2538	58221

REMARKS: Card HX contained responses 1-7. Card HY contained responses 1-8. Card HZ contained responses 1-6.

1442. First, there are some household and garden jobs you can't really do alone --for example, you may need someone to hold a ladder, or to help you move furniture.

A. Who would you turn to first for help?

B. Who would you turn to second?

PLEASE CIRCLE ONLY ONE FIRST CHOICE NUMBER AND ONE SECOND CHOICE NUMBER.

A. First Choice

[VAR: CHORES1]

RESPONSE	PUNCH	YEAR														
		1972-82	1982B	1983-87	1987B	1988-91	1993-98	2000	2002	2004	2006	2008	2010	2012	2014	ALL
Husband/wife/partner	1	0	0	701	0	0	0	0	0	0	0	0	0	0	0	701
Mother	2	0	0	35	0	0	0	0	0	0	0	0	0	0	0	35
Father	3	0	0	51	0	0	0	0	0	0	0	0	0	0	0	51
Daughter	4	0	0	61	0	0	0	0	0	0	0	0	0	0	0	61
Son	5	0	0	152	0	0	0	0	0	0	0	0	0	0	0	152
Sister	6	0	0	25	0	0	0	0	0	0	0	0	0	0	0	25
Brother	7	0	0	69	0	0	0	0	0	0	0	0	0	0	0	69
Other relative including in-laws	8	0	0	49	0	0	0	0	0	0	0	0	0	0	0	49
Closest friend	9	0	0	123	0	0	0	0	0	0	0	0	0	0	0	123
Other friend	10	0	0	17	0	0	0	0	0	0	0	0	0	0	0	17
Neighbor	11	0	0	68	0	0	0	0	0	0	0	0	0	0	0	68
Someone you work with	12	0	0	8	0	0	0	0	0	0	0	0	0	0	0	8
Social Services/home- maker services	13	0	0	3	0	0	0	0	0	0	0	0	0	0	0	3
Someone you pay to help	14	0	0	25	0	0	0	0	0	0	0	0	0	0	0	25
Other (SPECIFY)	15	0	0	4	0	0	0	0	0	0	0	0	0	0	0	4
No one	16	0	0	18	0	0	0	0	0	0	0	0	0	0	0	18
No answer	99	0	0	19	0	0	0	0	0	0	0	0	0	0	0	19
Not applicable (Did not do ISSP)	IAP	13626	354	6114	353	5907	10334	2817	2765	2812	4510	2023	2044	1974	2538	58171

B. Second Choice

[VAR: CHORES2]

RESPONSE	PUNCH	YEAR														
		1972-82	1982B	1983-87	1987B	1988-91	1993-98	2000	2002	2004	2006	2008	2010	2012	2014	ALL
Husband/wife/partner	1	0	0	49	0	0	0	0	0	0	0	0	0	0	0	49
Mother	2	0	0	78	0	0	0	0	0	0	0	0	0	0	0	78
Father	3	0	0	67	0	0	0	0	0	0	0	0	0	0	0	67
Daughter	4	0	0	116	0	0	0	0	0	0	0	0	0	0	0	116
Son	5	0	0	218	0	0	0	0	0	0	0	0	0	0	0	218
Sister	6	0	0	41	0	0	0	0	0	0	0	0	0	0	0	41
Brother	7	0	0	92	0	0	0	0	0	0	0	0	0	0	0	92
Other relative including in-laws	8	0	0	101	0	0	0	0	0	0	0	0	0	0	0	101
Closest friend	9	0	0	186	0	0	0	0	0	0	0	0	0	0	0	186
Other friend	10	0	0	106	0	0	0	0	0	0	0	0	0	0	0	106
Neighbor	11	0	0	218	0	0	0	0	0	0	0	0	0	0	0	218
Someone you work with	12	0	0	27	0	0	0	0	0	0	0	0	0	0	0	27
Social Services/home- maker services	13	0	0	1	0	0	0	0	0	0	0	0	0	0	0	1
Someone you pay to help	14	0	0	47	0	0	0	0	0	0	0	0	0	0	0	47
Other (SPECIFY)	15	0	0	6	0	0	0	0	0	0	0	0	0	0	0	6
No one	16	0	0	46	0	0	0	0	0	0	0	0	0	0	0	46
No answer	99	0	0	29	0	0	0	0	0	0	0	0	0	0	0	29
Not applicable (Did not do ISSP)	IAP	13626	354	6114	353	5907	10334	2817	2765	2812	4510	2023	2044	1974	2538	58171

BEFORE GOING ON TO THE NEXT QUESTION, CHECK TO SEE THAT YOU HAVE ONE NUMBER CIRCLED IN THE FIRST CHOICE COLUMN AND ONE CIRCLED IN THE SECOND CHOICE COLUMN.

1443. Suppose you had the flu and you had to stay in bed for a few days and needed help around the home, with shopping and such.

A. Who would you turn to first for help?

B. Who would you turn to second?

PLEASE CIRCLE ONLY ONE FIRST CHOICE NUMBER AND ONE SECOND CHOICE NUMBER.

A. First Choice

[VAR: SICK1]

RESPONSE	PUNCH	YEAR														
		1972-82	1982B	1983-87	1987B	1988-91	1993-98	2000	2002	2004	2006	2008	2010	2012	2014	ALL
Husband/wife/partner	1	0	0	737	0	0	0	0	0	0	0	0	0	0	0	737
Mother	2	0	0	142	0	0	0	0	0	0	0	0	0	0	0	142
Father	3	0	0	10	0	0	0	0	0	0	0	0	0	0	0	10
Daughter	4	0	0	128	0	0	0	0	0	0	0	0	0	0	0	128
Son	5	0	0	54	0	0	0	0	0	0	0	0	0	0	0	54
Sister	6	0	0	62	0	0	0	0	0	0	0	0	0	0	0	62
Brother	7	0	0	23	0	0	0	0	0	0	0	0	0	0	0	23
Other relative including in-laws	8	0	0	37	0	0	0	0	0	0	0	0	0	0	0	37
Closest friend	9	0	0	122	0	0	0	0	0	0	0	0	0	0	0	122
Other friend	10	0	0	22	0	0	0	0	0	0	0	0	0	0	0	22
Neighbor	11	0	0	34	0	0	0	0	0	0	0	0	0	0	0	34
Someone you work with	12	0	0	2	0	0	0	0	0	0	0	0	0	0	0	2
Visiting nurse/health visitor	13	0	0	3	0	0	0	0	0	0	0	0	0	0	0	3
Clergy/priest	14	0	0	2	0	0	0	0	0	0	0	0	0	0	0	2
Someone you pay to help	15	0	0	11	0	0	0	0	0	0	0	0	0	0	0	11
Other (SPECIFY)	16	0	0	7	0	0	0	0	0	0	0	0	0	0	0	7
No one	17	0	0	12	0	0	0	0	0	0	0	0	0	0	0	12
No answer	99	0	0	20	0	0	0	0	0	0	0	0	0	0	0	20
Not applicable (Did not do ISSP)	IAP	13626	354	6114	353	5907	10334	2817	2765	2812	4510	2023	2044	1974	2538	58171

B. Second Choice

[VAR: SICK2]

RESPONSE	PUNCH	YEAR														ALL
		1972-82	1982B	1983-87	1987B	1988-91	1993-98	2000	2002	2004	2006	2008	2010	2012	2014	
Husband/wife/partner	1	0	0	51	0	0	0	0	0	0	0	0	0	0	0	51
Mother	2	0	0	146	0	0	0	0	0	0	0	0	0	0	0	146
Father	3	0	0	50	0	0	0	0	0	0	0	0	0	0	0	50
Daughter	4	0	0	181	0	0	0	0	0	0	0	0	0	0	0	181
Son	5	0	0	141	0	0	0	0	0	0	0	0	0	0	0	141
Sister	6	0	0	111	0	0	0	0	0	0	0	0	0	0	0	111
Brother	7	0	0	59	0	0	0	0	0	0	0	0	0	0	0	59
Other relative including in-laws	8	0	0	126	0	0	0	0	0	0	0	0	0	0	0	126
Closest friend	9	0	0	217	0	0	0	0	0	0	0	0	0	0	0	217
Other friend	10	0	0	95	0	0	0	0	0	0	0	0	0	0	0	95
Neighbor	11	0	0	123	0	0	0	0	0	0	0	0	0	0	0	123
Someone you work with	12	0	0	26	0	0	0	0	0	0	0	0	0	0	0	26
Visiting nurse/health visitor	13	0	0	14	0	0	0	0	0	0	0	0	0	0	0	14
Clergy/priest	14	0	0	1	0	0	0	0	0	0	0	0	0	0	0	1
Someone you pay to help	15	0	0	14	0	0	0	0	0	0	0	0	0	0	0	14
Other (SPECIFY)	16	0	0	4	0	0	0	0	0	0	0	0	0	0	0	4
No one	17	0	0	37	0	0	0	0	0	0	0	0	0	0	0	37
No answer	99	0	0	32	0	0	0	0	0	0	0	0	0	0	0	32
Not applicable (Did not do ISSP)	IAP	13626	354	6114	353	5907	10334	2817	2765	2812	4510	2023	2044	1974	2538	58171

BEFORE GOING ON TO THE NEXT QUESTION, CHECK TO SEE THAT YOU HAVE ONE NUMBER CIRCLED IN THE FIRST CHOICE COLUMN AND ONE CIRCLED IN THE SECOND CHOICE COLUMN.

1444. Suppose you needed to borrow a large sum of money.

A. Who would you turn to first for help?

B. Who would you turn to second?

PLEASE CIRCLE ONLY ONE FIRST CHOICE NUMBER AND ONE SECOND CHOICE NUMBER.

A. First Choice

[VAR: BORROW1]

RESPONSE	PUNCH	YEAR														
		1972-82	1982B	1983-87	1987B	1988-91	1993-98	2000	2002	2004	2006	2008	2010	2012	2014	ALL
Husband/wife/partner	1	0	0	191	0	0	0	0	0	0	0	0	0	0	0	191
Mother	2	0	0	142	0	0	0	0	0	0	0	0	0	0	0	142
Father	3	0	0	143	0	0	0	0	0	0	0	0	0	0	0	143
Daughter	4	0	0	32	0	0	0	0	0	0	0	0	0	0	0	32
Son	5	0	0	46	0	0	0	0	0	0	0	0	0	0	0	46
Sister	6	0	0	50	0	0	0	0	0	0	0	0	0	0	0	50
Brother	7	0	0	50	0	0	0	0	0	0	0	0	0	0	0	50
Other relative including in-laws	8	0	0	65	0	0	0	0	0	0	0	0	0	0	0	65
Closest friend	9	0	0	58	0	0	0	0	0	0	0	0	0	0	0	58
Other friend	10	0	0	3	0	0	0	0	0	0	0	0	0	0	0	3
Neighbor	11	0	0	0	0	0	0	0	0	0	0	0	0	0	0	0
Someone you work with	12	0	0	4	0	0	0	0	0	0	0	0	0	0	0	4
Bank/credit union, financial institution, Savings & Loan	13	0	0	547	0	0	0	0	0	0	0	0	0	0	0	547
Employer	14	0	0	10	0	0	0	0	0	0	0	0	0	0	0	10
Government or social services	15	0	0	4	0	0	0	0	0	0	0	0	0	0	0	4
Other (SPECIFY)	16	0	0	3	0	0	0	0	0	0	0	0	0	0	0	3
No one	17	0	0	53	0	0	0	0	0	0	0	0	0	0	0	53
Don't know	98	0	0	1	0	0	0	0	0	0	0	0	0	0	0	1
No answer	99	0	0	26	0	0	0	0	0	0	0	0	0	0	0	26
Not applicable (Did not do ISSP)	IAP	13626	354	6114	353	5907	10334	2817	2765	2812	4510	2023	2044	1974	2538	58171

B. Second Choice

[VAR: BORROW2]

RESPONSE	PUNCH	YEAR														
		1972-82	1982B	1983-87	1987B	1988-91	1993-98	2000	2002	2004	2006	2008	2010	2012	2014	ALL
Husband/wife/partner	1	0	0	22	0	0	0	0	0	0	0	0	0	0	0	22
Mother	2	0	0	109	0	0	0	0	0	0	0	0	0	0	0	109
Father	3	0	0	130	0	0	0	0	0	0	0	0	0	0	0	130
Daughter	4	0	0	46	0	0	0	0	0	0	0	0	0	0	0	46
Son	5	0	0	65	0	0	0	0	0	0	0	0	0	0	0	65
Sister	6	0	0	52	0	0	0	0	0	0	0	0	0	0	0	52
Brother	7	0	0	119	0	0	0	0	0	0	0	0	0	0	0	119
Other relative including in-laws	8	0	0	175	0	0	0	0	0	0	0	0	0	0	0	175
Closest friend	9	0	0	122	0	0	0	0	0	0	0	0	0	0	0	122
Other friend	10	0	0	45	0	0	0	0	0	0	0	0	0	0	0	45
Neighbor	11	0	0	8	0	0	0	0	0	0	0	0	0	0	0	8
Someone you work with	12	0	0	10	0	0	0	0	0	0	0	0	0	0	0	10
Bank/credit union, financial institution, Savings & Loan	13	0	0	206	0	0	0	0	0	0	0	0	0	0	0	206
Employer	14	0	0	38	0	0	0	0	0	0	0	0	0	0	0	38
Government or social services	15	0	0	37	0	0	0	0	0	0	0	0	0	0	0	37
Other (SPECIFY)	16	0	0	6	0	0	0	0	0	0	0	0	0	0	0	6
No one	17	0	0	192	0	0	0	0	0	0	0	0	0	0	0	192
Don't know	98	0	0	1	0	0	0	0	0	0	0	0	0	0	0	1
No answer	99	0	0	45	0	0	0	0	0	0	0	0	0	0	0	45
Not applicable (Did not do ISSP)	IAP	13626	354	6114	353	5907	10334	2817	2765	2812	4510	2023	2044	1974	2538	58171

BEFORE GOING ON TO THE NEXT QUESTION, CHECK TO SEE THAT YOU HAVE ONE NUMBER CIRCLED IN THE FIRST CHOICE COLUMN AND ONE CIRCLED IN THE SECOND CHOICE COLUMN.

1445. Suppose you were very upset about a problem with your husband, wife or partner and hadn't been able to work it out with them. Who would you turn to for help?

Even if you are not married or have no partner, what would you do?

A. Who would you turn to first for help?

B. Who would you turn to second?

PLEASE CIRCLE ONLY ONE FIRST CHOICE NUMBER AND ONE SECOND CHOICE NUMBER.

A. First Choice

[VAR: UPSET1]

<u>RESPONSE</u>	<u>PUNCH</u>	<u>YEAR</u>														
		<u>1972-82</u>	<u>1982B</u>	<u>1983-87</u>	<u>1987B</u>	<u>1988-91</u>	<u>1993-98</u>	<u>2000</u>	<u>2002</u>	<u>2004</u>	<u>2006</u>	<u>2008</u>	<u>2010</u>	<u>2012</u>	<u>2014</u>	<u>ALL</u>
Husband/wife/partner	1	0	0	101	0	0	0	0	0	0	0	0	0	0	0	101
Mother	2	0	0	167	0	0	0	0	0	0	0	0	0	0	0	167
Father	3	0	0	35	0	0	0	0	0	0	0	0	0	0	0	35
Daughter	4	0	0	90	0	0	0	0	0	0	0	0	0	0	0	90
Son	5	0	0	52	0	0	0	0	0	0	0	0	0	0	0	52
Sister	6	0	0	114	0	0	0	0	0	0	0	0	0	0	0	114
Brother	7	0	0	45	0	0	0	0	0	0	0	0	0	0	0	45
Other relative including in-laws	8	0	0	52	0	0	0	0	0	0	0	0	0	0	0	52
Closest friend	9	0	0	381	0	0	0	0	0	0	0	0	0	0	0	381
Other friend	10	0	0	18	0	0	0	0	0	0	0	0	0	0	0	18
Neighbor	11	0	0	7	0	0	0	0	0	0	0	0	0	0	0	7
Someone you work with	12	0	0	8	0	0	0	0	0	0	0	0	0	0	0	8
Church/clergy/priest	13	0	0	187	0	0	0	0	0	0	0	0	0	0	0	187
Family doctor/GP	14	0	0	15	0	0	0	0	0	0	0	0	0	0	0	15
Psychologist/ psychiatrist/marriage counselor/other professional counselor	15	0	0	55	0	0	0	0	0	0	0	0	0	0	0	55
Other (SPECIFY)	16	0	0	3	0	0	0	0	0	0	0	0	0	0	0	3
No one	17	0	0	67	0	0	0	0	0	0	0	0	0	0	0	67
Don't know	98	0	0	0	0	0	0	0	0	0	0	0	0	0	0	0
No answer	99	0	0	31	0	0	0	0	0	0	0	0	0	0	0	31
Not applicable (Did not do ISSP)	IAP	13626	354	6114	353	5907	10334	2817	2765	2812	4510	2023	2044	1974	2538	58171

B. Second Choice

[VAR: UPSET2]

<u>RESPONSE</u>	<u>PUNCH</u>	<u>YEAR</u>														
		<u>1972-82</u>	<u>1982B</u>	<u>1983-87</u>	<u>1987B</u>	<u>1988-91</u>	<u>1993-98</u>	<u>2000</u>	<u>2002</u>	<u>2004</u>	<u>2006</u>	<u>2008</u>	<u>2010</u>	<u>2012</u>	<u>2014</u>	<u>ALL</u>
Husband/wife/partner	1	0	0	17	0	0	0	0	0	0	0	0	0	0	0	17
Mother	2	0	0	104	0	0	0	0	0	0	0	0	0	0	0	104
Father	3	0	0	51	0	0	0	0	0	0	0	0	0	0	0	51
Daughter	4	0	0	54	0	0	0	0	0	0	0	0	0	0	0	54
Son	5	0	0	62	0	0	0	0	0	0	0	0	0	0	0	62
Sister	6	0	0	99	0	0	0	0	0	0	0	0	0	0	0	99
Brother	7	0	0	69	0	0	0	0	0	0	0	0	0	0	0	69
Other relative including in-laws	8	0	0	110	0	0	0	0	0	0	0	0	0	0	0	110
Closest friend	9	0	0	229	0	0	0	0	0	0	0	0	0	0	0	229
Other friend	10	0	0	126	0	0	0	0	0	0	0	0	0	0	0	126
Neighbor	11	0	0	18	0	0	0	0	0	0	0	0	0	0	0	18
Someone you work with	12	0	0	17	0	0	0	0	0	0	0	0	0	0	0	17
Church/clergy/priest	13	0	0	139	0	0	0	0	0	0	0	0	0	0	0	139
Family doctor/GP	14	0	0	52	0	0	0	0	0	0	0	0	0	0	0	52
Psychologist/ psychiatrist/marriage counselor/other professional counselor	15	0	0	94	0	0	0	0	0	0	0	0	0	0	0	94
Other (SPECIFY)	16	0	0	3	0	0	0	0	0	0	0	0	0	0	0	3
No one	17	0	0	134	0	0	0	0	0	0	0	0	0	0	0	134
Don't know	98	0	0	2	0	0	0	0	0	0	0	0	0	0	0	2
No answer	99	0	0	48	0	0	0	0	0	0	0	0	0	0	0	48
Not applicable (Did not do ISSP)	IAP	13626	354	6114	353	5907	10334	2817	2765	2812	4510	2023	2044	1974	2538	58171

BEFORE GOING ON TO THE NEXT QUESTION, CHECK TO SEE THAT YOU HAVE ONE NUMBER CIRCLED IN THE FIRST CHOICE COLUMN AND ONE CIRCLED IN THE SECOND CHOICE COLUMN.

1446. Now suppose you feel just a bit down or depressed, and you wanted to talk about it.

A. Who would you turn to first for help?

B. Who would you turn to second?

PLEASE CIRCLE ONLY ONE FIRST CHOICE NUMBER AND ONE SECOND CHOICE NUMBER.

A. First Choice

[VAR: DOWN1]

RESPONSE	PUNCH	YEAR														ALL
		1972-82	1982B	1983-87	1987B	1988-91	1993-98	2000	2002	2004	2006	2008	2010	2012	2014	
Husband/wife/partner	1	0	0	570	0	0	0	0	0	0	0	0	0	0	0	570
Mother	2	0	0	75	0	0	0	0	0	0	0	0	0	0	0	75
Father	3	0	0	13	0	0	0	0	0	0	0	0	0	0	0	13
Daughter	4	0	0	73	0	0	0	0	0	0	0	0	0	0	0	73
Son	5	0	0	20	0	0	0	0	0	0	0	0	0	0	0	20
Sister	6	0	0	87	0	0	0	0	0	0	0	0	0	0	0	87
Brother	7	0	0	25	0	0	0	0	0	0	0	0	0	0	0	25
Other relative including In-Laws	8	0	0	24	0	0	0	0	0	0	0	0	0	0	0	24
Closest friend	9	0	0	363	0	0	0	0	0	0	0	0	0	0	0	363
Other friend	10	0	0	17	0	0	0	0	0	0	0	0	0	0	0	17
Neighbor	11	0	0	12	0	0	0	0	0	0	0	0	0	0	0	12
Someone you work with	12	0	0	9	0	0	0	0	0	0	0	0	0	0	0	9
Church/clergy/priest	13	0	0	66	0	0	0	0	0	0	0	0	0	0	0	66
Family doctor/GP	14	0	0	14	0	0	0	0	0	0	0	0	0	0	0	14
Psychologist/ psychiatrist/other professional counselor	15	0	0	11	0	0	0	0	0	0	0	0	0	0	0	11
Other (SPECIFY)	16	0	0	4	0	0	0	0	0	0	0	0	0	0	0	4
No one	17	0	0	34	0	0	0	0	0	0	0	0	0	0	0	34
No answer	99	0	0	11	0	0	0	0	0	0	0	0	0	0	0	11
Not applicable (Did not do ISSP)	IAP	13626	354	6114	353	5907	10334	2817	2765	2812	4510	2023	2044	1974	2538	58171

B. Second Choice

[VAR: DOWN2]

RESPONSE	PUNCH	YEAR														ALL
		1972-82	1982B	1983-87	1987B	1988-91	1993-98	2000	2002	2004	2006	2008	2010	2012	2014	
Husband/wife/partner	1	0	0	82	0	0	0	0	0	0	0	0	0	0	0	82
Mother	2	0	0	138	0	0	0	0	0	0	0	0	0	0	0	138
Father	3	0	0	29	0	0	0	0	0	0	0	0	0	0	0	29
Daughter	4	0	0	84	0	0	0	0	0	0	0	0	0	0	0	84
Son	5	0	0	63	0	0	0	0	0	0	0	0	0	0	0	63
Sister	6	0	0	108	0	0	0	0	0	0	0	0	0	0	0	108
Brother	7	0	0	64	0	0	0	0	0	0	0	0	0	0	0	64
Other relative including In-Laws	8	0	0	61	0	0	0	0	0	0	0	0	0	0	0	61
Closest friend	9	0	0	349	0	0	0	0	0	0	0	0	0	0	0	349
Other friend	10	0	0	157	0	0	0	0	0	0	0	0	0	0	0	157
Neighbor	11	0	0	34	0	0	0	0	0	0	0	0	0	0	0	34
Someone you work with	12	0	0	28	0	0	0	0	0	0	0	0	0	0	0	28
Church/clergy/priest	13	0	0	66	0	0	0	0	0	0	0	0	0	0	0	66
Family doctor/GP	14	0	0	37	0	0	0	0	0	0	0	0	0	0	0	37
Psychologist/ psychiatrist/other professional counselor	15	0	0	29	0	0	0	0	0	0	0	0	0	0	0	29
Other (SPECIFY)	16	0	0	3	0	0	0	0	0	0	0	0	0	0	0	3
No one	17	0	0	71	0	0	0	0	0	0	0	0	0	0	0	71
No answer	99	0	0	25	0	0	0	0	0	0	0	0	0	0	0	25
Not applicable (Did not do ISSP)	IAP	13626	354	6114	353	5907	10334	2817	2765	2812	4510	2023	2044	1974	2538	58171

BEFORE GOING ON TO THE NEXT QUESTION, CHECK TO SEE THAT YOU HAVE ONE NUMBER CIRCLED IN THE FIRST CHOICE COLUMN AND ONE CIRCLED IN THE SECOND CHOICE COLUMN.

1447. Suppose you needed advice about an important change in your life -- for example, about a job or moving to another part of the country?

A. Who would you turn to first for help?

B. Who would you turn to second?

PLEASE CIRCLE ONLY ONE FIRST CHOICE NUMBER AND ONE SECOND CHOICE NUMBER.

A. First Choice

[VAR: CHANGE1]

RESPONSE	PUNCH	YEAR														
		1972-82	1982B	1983-87	1987B	1988-91	1993-98	2000	2002	2004	2006	2008	2010	2012	2014	ALL
Husband/wife/partner	1	0	0	688	0	0	0	0	0	0	0	0	0	0	0	688
Mother	2	0	0	122	0	0	0	0	0	0	0	0	0	0	0	122
Father	3	0	0	58	0	0	0	0	0	0	0	0	0	0	0	58
Daughter	4	0	0	78	0	0	0	0	0	0	0	0	0	0	0	78
Son	5	0	0	63	0	0	0	0	0	0	0	0	0	0	0	63
Sister	6	0	0	52	0	0	0	0	0	0	0	0	0	0	0	52
Brother	7	0	0	35	0	0	0	0	0	0	0	0	0	0	0	35
Other relative including in-laws	8	0	0	31	0	0	0	0	0	0	0	0	0	0	0	31
Closest friend	9	0	0	153	0	0	0	0	0	0	0	0	0	0	0	153
Other friend	10	0	0	6	0	0	0	0	0	0	0	0	0	0	0	6
Neighbor	11	0	0	7	0	0	0	0	0	0	0	0	0	0	0	7
Someone you work with	12	0	0	10	0	0	0	0	0	0	0	0	0	0	0	10
Church/clergy/priest	13	0	0	32	0	0	0	0	0	0	0	0	0	0	0	32
Family doctor/GP	14	0	0	2	0	0	0	0	0	0	0	0	0	0	0	2
Psychologist/ psychiatrist/other professional counselor	15	0	0	13	0	0	0	0	0	0	0	0	0	0	0	13
Lawyer	16	0	0	7	0	0	0	0	0	0	0	0	0	0	0	7
Other (SPECIFY)	17	0	0	10	0	0	0	0	0	0	0	0	0	0	0	10
No one	18	0	0	46	0	0	0	0	0	0	0	0	0	0	0	46
Don't know	98	0	0	2	0	0	0	0	0	0	0	0	0	0	0	2
No answer	99	0	0	13	0	0	0	0	0	0	0	0	0	0	0	13
Not applicable (Did not do ISSP)	IAP	13626	354	6114	353	5907	10334	2817	2765	2812	4510	2023	2044	1974	2538	58171

B. Second Choice

[VAR: CHANGE2]

RESPONSE	PUNCH	YEAR														
		1972-82	1982B	1983-87	1987B	1988-91	1993-98	2000	2002	2004	2006	2008	2010	2012	2014	ALL
Husband/wife/partner	1	0	0	47	0	0	0	0	0	0	0	0	0	0	0	47
Mother	2	0	0	180	0	0	0	0	0	0	0	0	0	0	0	180
Father	3	0	0	141	0	0	0	0	0	0	0	0	0	0	0	141
Daughter	4	0	0	93	0	0	0	0	0	0	0	0	0	0	0	93
Son	5	0	0	123	0	0	0	0	0	0	0	0	0	0	0	123
Sister	6	0	0	87	0	0	0	0	0	0	0	0	0	0	0	87
Brother	7	0	0	75	0	0	0	0	0	0	0	0	0	0	0	75
Other relative including in-laws	8	0	0	114	0	0	0	0	0	0	0	0	0	0	0	114
Closest friend	9	0	0	256	0	0	0	0	0	0	0	0	0	0	0	256
Other friend	10	0	0	62	0	0	0	0	0	0	0	0	0	0	0	62
Neighbor	11	0	0	19	0	0	0	0	0	0	0	0	0	0	0	19
Someone you work with	12	0	0	28	0	0	0	0	0	0	0	0	0	0	0	28
Church/clergy/priest	13	0	0	49	0	0	0	0	0	0	0	0	0	0	0	49
Family doctor/GP	14	0	0	7	0	0	0	0	0	0	0	0	0	0	0	7
Psychologist/ psychiatrist/other professional counselor	15	0	0	7	0	0	0	0	0	0	0	0	0	0	0	7
Lawyer	16	0	0	13	0	0	0	0	0	0	0	0	0	0	0	13
Other (SPECIFY)	17	0	0	9	0	0	0	0	0	0	0	0	0	0	0	9
No one	18	0	0	80	0	0	0	0	0	0	0	0	0	0	0	80
Don't know	98	0	0	3	0	0	0	0	0	0	0	0	0	0	0	3
No answer	99	0	0	35	0	0	0	0	0	0	0	0	0	0	0	35
Not applicable (Did not do ISSP)	IAP	13626	354	6114	353	5907	10334	2817	2765	2812	4510	2023	2044	1974	2538	58171

BEFORE GOING ON TO THE NEXT QUESTION, CHECK TO SEE THAT YOU HAVE ONE NUMBER CIRCLED IN THE FIRST CHOICE COLUMN AND ONE CIRCLED IN THE SECOND CHOICE COLUMN.

1448. How long have you lived in the city, town or community where you live now?

PLEASE FILL IN THE NUMBER OF YEARS IN THE SPACE BELOW. IF LESS THAN ONE YEAR, MAKE A CHECK ON THE LINE NEXT TO THAT CHOICE.

[VAR: LIVECOM]

<u>RESPONSE</u>	<u>PUNCH</u>	<u>YEAR</u>														
		<u>1972-82</u>	<u>1982B</u>	<u>1983-87</u>	<u>1987B</u>	<u>1988-91</u>	<u>1993-98</u>	<u>2000</u>	<u>2002</u>	<u>2004</u>	<u>2006</u>	<u>2008</u>	<u>2010</u>	<u>2012</u>	<u>2014</u>	<u>ALL</u>
0-9 years	0-9	0	0	515	0	0	0	0	0	0	0	0	0	0	0	515
11-19 years	11-19	0	0	262	0	0	0	0	0	0	0	0	0	0	0	262
20-29 years	21-29	0	0	245	0	0	0	0	0	0	0	0	0	0	0	245
30-39 years	30-39	0	0	183	0	0	0	0	0	0	0	0	0	0	0	183
40-49 years	40-49	0	0	88	0	0	0	0	0	0	0	0	0	0	0	88
50-59 years	50-59	0	0	51	0	0	0	0	0	0	0	0	0	0	0	51
60-69 years	60-69	0	0	47	0	0	0	0	0	0	0	0	0	0	0	47
70-79 years	70-79	0	0	15	0	0	0	0	0	0	0	0	0	0	0	15
80-89 years	80-89	0	0	9	0	0	0	0	0	0	0	0	0	0	0	9
No answer	99	0	0	13	0	0	0	0	0	0	0	0	0	0	0	13
Not applicable (Did not do ISSP)	IAP	13626	354	6114	353	5907	10334	2817	2765	2812	4510	2023	2044	1974	2538	58171

REMARKS: The numbers above have been collapsed for display purposes only.

1449. How long have you lived in your present home, that is, the address where you live now?

PLEASE FILL IN THE NUMBER OF YEARS IN THE SPACE BELOW. IF LESS THAN ONE YEAR, MAKE A CHECK ON THE LINE NEXT TO THAT CHOICE.

[VAR: LIVEHOME]

<u>RESPONSE</u>	<u>PUNCH</u>	<u>YEAR</u>														
		<u>1972-82</u>	<u>1982B</u>	<u>1983-87</u>	<u>1987B</u>	<u>1988-91</u>	<u>1993-98</u>	<u>2000</u>	<u>2002</u>	<u>2004</u>	<u>2006</u>	<u>2008</u>	<u>2010</u>	<u>2012</u>	<u>2014</u>	<u>ALL</u>
0-9 years	0-9	0	0	874	0	0	0	0	0	0	0	0	0	0	0	874
11-19 years	11-19	0	0	273	0	0	0	0	0	0	0	0	0	0	0	273
20-29 years	21-29	0	0	154	0	0	0	0	0	0	0	0	0	0	0	154
30-39 years	30-39	0	0	74	0	0	0	0	0	0	0	0	0	0	0	74
40-49 years	40-49	0	0	24	0	0	0	0	0	0	0	0	0	0	0	24
50-59 years	50-59	0	0	8	0	0	0	0	0	0	0	0	0	0	0	8
60-69 years	60-69	0	0	9	0	0	0	0	0	0	0	0	0	0	0	9
70-79 years	70-79	0	0	3	0	0	0	0	0	0	0	0	0	0	0	3
80-89 years	80-89	0	0	2	0	0	0	0	0	0	0	0	0	0	0	2
No answer	99	0	0	7	0	0	0	0	0	0	0	0	0	0	0	7
Not applicable (Did not do ISSP)	IAP	13626	354	6114	353	5907	10334	2817	2765	2812	4510	2023	2044	1974	2538	58171

REMARKS: The numbers above have been collapsed for display purposes only.

**The 2001 ISSP Module: Social Relations and Support Systems
(SIBNUM,MATIME1-LOCALGVT,HAPUNHAP)**

(See also the 1986 ISSP Module: Social Support & Networks)

1450. About how long would it take to get to where your mother lives? Think about the time it usually takes door to door.

[VAR: MATIME1]

<u>RESPONSE</u>	<u>PUNCH</u>	<u>YEAR</u>														
		<u>1972-82</u>	<u>1982B</u>	<u>1983-87</u>	<u>1987B</u>	<u>1988-91</u>	<u>1993-98</u>	<u>2000</u>	<u>2002</u>	<u>2004</u>	<u>2006</u>	<u>2008</u>	<u>2010</u>	<u>2012</u>	<u>2014</u>	<u>ALL</u>
Less than 2 minutes	1	0	0	0	0	0	0	0	56	0	0	0	0	0	0	56
Less than 15 minutes	2	0	0	0	0	0	0	0	147	0	0	0	0	0	0	147
Between 15 and 30 minutes	3	0	0	0	0	0	0	0	117	0	0	0	0	0	0	117
Between 30 minutes and 1 hour	4	0	0	0	0	0	0	0	68	0	0	0	0	0	0	68
Between 1 and 2 hours	5	0	0	0	0	0	0	0	51	0	0	0	0	0	0	51
Between 2 and 3 hours	6	0	0	0	0	0	0	0	38	0	0	0	0	0	0	38
Between 3 and 5 hours	7	0	0	0	0	0	0	0	44	0	0	0	0	0	0	44
Between 5 and 12 hours	8	0	0	0	0	0	0	0	68	0	0	0	0	0	0	68
Over 12 hours	9	0	0	0	0	0	0	0	87	0	0	0	0	0	0	87
Don't know	98	0	0	0	0	0	0	0	1	0	0	0	0	0	0	1
No answer	99	0	0	0	0	0	0	0	5	0	0	0	0	0	0	5
Not applicable	IAP	13626	354	7542	353	5907	10334	2817	2083	2812	4510	2023	2044	1974	2538	58917

1451. In the first part of this questionnaire, we would like to ask you about your family and friends. For example, about how often you see or visit them, and when you turn to them for help or advice.

We would like to begin with your brothers and sisters. How many adult brothers and/or sisters - we mean brothers or sisters who are age 18 and older - do you have? (We mean brothers and sisters who are still alive. Please include step-brothers and -sisters, half-brothers and sisters and adopted brothers and sisters)

If you have no ADULT brothers or sisters, enter '0'.

[VAR: SIBNUM]

RESPONSE	PUNCH	YEAR															
		<u>1972-82</u>	<u>1982B</u>	<u>1983-87</u>	<u>1987B</u>	<u>1988-91</u>	<u>1993-98</u>	<u>2000</u>	<u>2002</u>	<u>2004</u>	<u>2006</u>	<u>2008</u>	<u>2010</u>	<u>2012</u>	<u>2014</u>	<u>ALL</u>	
0 (GO TO KIDNUM)	0	0	0	0	0	0	0	0	0	129	0	0	0	0	0	0	129
1	1	0	0	0	0	0	0	0	0	252	0	0	0	0	0	0	252
2	2	0	0	0	0	0	0	0	0	259	0	0	0	0	0	0	259
3	3	0	0	0	0	0	0	0	0	185	0	0	0	0	0	0	185
4	4	0	0	0	0	0	0	0	0	96	0	0	0	0	0	0	96
5	5	0	0	0	0	0	0	0	0	85	0	0	0	0	0	0	85
6	6	0	0	0	0	0	0	0	0	48	0	0	0	0	0	0	48
7	7	0	0	0	0	0	0	0	0	74	0	0	0	0	0	0	74
9	9	0	0	0	0	0	0	0	0	6	0	0	0	0	0	0	6
12	12	0	0	0	0	0	0	0	0	7	0	0	0	0	0	0	7
13	13	0	0	0	0	0	0	0	0	3	0	0	0	0	0	0	3
15	15	0	0	0	0	0	0	0	0	1	0	0	0	0	0	0	1
16	16	0	0	0	0	0	0	0	0	1	0	0	0	0	0	0	1
17	17	0	0	0	0	0	0	0	0	1	0	0	0	0	0	0	1
19	19	0	0	0	0	0	0	0	0	2	0	0	0	0	0	0	2
Not applicable	IAP	13626	354	7542	353	5907	10334	2817	1616	2812	4510	2023	2044	1974	2538	58450	

IF [SIBNUM] EQUALS 0, GO TO [KIDNUM].

1452. Of your adult brothers and sisters, with whom do you have the most contact?

[VAR: SIBMOST]

RESPONSE	PUNCH	YEAR														
		<u>1972-82</u>	<u>1982B</u>	<u>1983-87</u>	<u>1987B</u>	<u>1988-91</u>	<u>1993-98</u>	<u>2000</u>	<u>2002</u>	<u>2004</u>	<u>2006</u>	<u>2008</u>	<u>2010</u>	<u>2012</u>	<u>2014</u>	<u>ALL</u>
With a brother	1	0	0	0	0	0	0	0	414	0	0	0	0	0	0	414
With a sister	2	0	0	0	0	0	0	0	537	0	0	0	0	0	0	537
I have no contact with any adult brother or sister (GO TO KIDNUM)	3	0	0	0	0	0	0	0	58	0	0	0	0	0	0	58
Don't know	8	0	0	0	0	0	0	0	4	0	0	0	0	0	0	4
No answer	9	0	0	0	0	0	0	0	7	0	0	0	0	0	0	7
Not applicable	IAP	13626	354	7542	353	5907	10334	2817	1745	2812	4510	2023	2044	1974	2538	58579

IF [SIBMOST] EQUALS 3, 9 GO TO [KIDNUM]

1453. How often do you see or visit this brother or sister?

[VAR: SIBVISIT]

RESPONSE	PUNCH	YEAR														
		<u>1972-82</u>	<u>1982B</u>	<u>1983-87</u>	<u>1987B</u>	<u>1988-91</u>	<u>1993-98</u>	<u>2000</u>	<u>2002</u>	<u>2004</u>	<u>2006</u>	<u>2008</u>	<u>2010</u>	<u>2012</u>	<u>2014</u>	<u>ALL</u>
He/she lives in the same household as I do (GO TO KIDNUM)	1	0	0	0	0	0	0	0	25	0	0	0	0	0	0	25
Daily	2	0	0	0	0	0	0	0	67	0	0	0	0	0	0	67
At least several times a week	3	0	0	0	0	0	0	0	109	0	0	0	0	0	0	109
At least once a week	4	0	0	0	0	0	0	0	160	0	0	0	0	0	0	160
At least once a month	5	0	0	0	0	0	0	0	172	0	0	0	0	0	0	172
Several times a year	6	0	0	0	0	0	0	0	226	0	0	0	0	0	0	226
Less often	7	0	0	0	0	0	0	0	192	0	0	0	0	0	0	192
No answer	9	0	0	0	0	0	0	0	7	0	0	0	0	0	0	7
Not applicable	IAP	13626	354	7542	353	5907	10334	2817	1807	2812	4510	2023	2044	1974	2538	58641

1454. And how often do you have any other contact with this brother or sister besides visiting, either by telephone, letter, fax or e-mail?

[VAR: SIBCALL]

RESPONSE	PUNCH	YEAR														
		<u>1972-82</u>	<u>1982B</u>	<u>1983-87</u>	<u>1987B</u>	<u>1988-91</u>	<u>1993-98</u>	<u>2000</u>	<u>2002</u>	<u>2004</u>	<u>2006</u>	<u>2008</u>	<u>2010</u>	<u>2012</u>	<u>2014</u>	<u>ALL</u>
Daily	1	0	0	0	0	0	0	0	110	0	0	0	0	0	0	110
At least several times a week	2	0	0	0	0	0	0	0	181	0	0	0	0	0	0	181
At least once a week	3	0	0	0	0	0	0	0	226	0	0	0	0	0	0	226
At least once a month	4	0	0	0	0	0	0	0	184	0	0	0	0	0	0	184
Several times a year	5	0	0	0	0	0	0	0	136	0	0	0	0	0	0	136
Less often	6	0	0	0	0	0	0	0	88	0	0	0	0	0	0	88
No answer	9	0	0	0	0	0	0	0	8	0	0	0	0	0	0	8
Not applicable	IAP	13626	354	7542	353	5907	10334	2817	1832	2812	4510	2023	2044	1974	2538	58666

1455. Now some questions about your children who are aged 18 and older. How many children age 18 and older do you have? (We mean children who are still alive. Please include step-children and adopted children.)

If you have no children age 18 and older, enter '0'.

[VAR: KIDNUM]

RESPONSE	PUNCH	YEAR														
		<u>1972-82</u>	<u>1982B</u>	<u>1983-87</u>	<u>1987B</u>	<u>1988-91</u>	<u>1993-98</u>	<u>2000</u>	<u>2002</u>	<u>2004</u>	<u>2006</u>	<u>2008</u>	<u>2010</u>	<u>2012</u>	<u>2014</u>	<u>ALL</u>
0 (GO TO PAVISIT1)	0	0	0	0	0	0	0	0	691	0	0	0	0	0	0	691
1	1	0	0	0	0	0	0	0	99	0	0	0	0	7	0	106
2	2	0	0	0	0	0	0	0	162	0	0	0	0	10	0	172
3	3	0	0	0	0	0	0	0	100	0	0	0	0	2	0	102
4	4	0	0	0	0	0	0	0	46	0	0	0	0	0	0	46
5	5	0	0	0	0	0	0	0	18	0	0	0	0	0	0	18
6	6	0	0	0	0	0	0	0	8	0	0	0	0	0	0	8
7	7	0	0	0	0	0	0	0	21	0	0	0	0	0	0	21
8	8	0	0	0	0	0	0	0	0	0	0	0	0	0	0	0
9	9	0	0	0	0	0	0	0	4	0	0	0	0	0	0	4
Not applicable	IAP	13626	354	7542	353	5907	10334	2817	1616	2812	4510	2023	2044	1955	2538	58431

IF [KIDNUM] EQUALS 0, GO TO [PAVISIT1].

ELSE, ASK [KIDMOST].

REMARKS: In 2012, KIDNUM was asked if RELIG=1, or OTHJEW=1 or 2, or SPOTHJEW=1 or 2.

1456. Of your children aged 18 and older, with whom do you have the most contact?

[VAR: KIDMOST]

RESPONSE	PUNCH	YEAR														
		<u>1972-82</u>	<u>1982B</u>	<u>1983-87</u>	<u>1987B</u>	<u>1988-91</u>	<u>1993-98</u>	<u>2000</u>	<u>2002</u>	<u>2004</u>	<u>2006</u>	<u>2008</u>	<u>2010</u>	<u>2012</u>	<u>2014</u>	<u>ALL</u>
With a son	1	0	0	0	0	0	0	0	179	0	0	0	0	0	0	179
With a daughter	2	0	0	0	0	0	0	0	259	0	0	0	0	0	0	259
I have no contact with any of my adult children (GO TO PAVISIT1)	3	0	0	0	0	0	0	0	9	0	0	0	0	0	0	9
Don't know	8	0	0	0	0	0	0	0	3	0	0	0	0	0	0	3
No answer	9	0	0	0	0	0	0	0	8	0	0	0	0	0	0	8
Not applicable	IAP	13626	354	7542	353	5907	10334	2817	2307	2812	4510	2023	2044	1974	2538	59141

IF [KIDMOST] EQUALS 3, 9 GO TO [PAVISIT1].

ELSE, ASK [KIDVISIT].

1457. How often do you see or visit this son or daughter?

[VAR: KIDVISIT]

RESPONSE	PUNCH	YEAR														
		<u>1972-82</u>	<u>1982B</u>	<u>1983-87</u>	<u>1987B</u>	<u>1988-91</u>	<u>1993-98</u>	<u>2000</u>	<u>2002</u>	<u>2004</u>	<u>2006</u>	<u>2008</u>	<u>2010</u>	<u>2012</u>	<u>2014</u>	<u>ALL</u>
He/she lives in the same household as I do (GO TO PAVISIT1)	1	0	0	0	0	0	0	0	78	0	0	0	0	0	0	78
Daily	2	0	0	0	0	0	0	0	64	0	0	0	0	0	0	64
At least several times a year	3	0	0	0	0	0	0	0	81	0	0	0	0	0	0	81
At least once a week	4	0	0	0	0	0	0	0	70	0	0	0	0	0	0	70
At least once a month	5	0	0	0	0	0	0	0	58	0	0	0	0	0	0	58
Several times a year	6	0	0	0	0	0	0	0	64	0	0	0	0	0	0	64
Less often	7	0	0	0	0	0	0	0	23	0	0	0	0	0	0	23
No answer	9	0	0	0	0	0	0	0	8	0	0	0	0	0	0	8
Not applicable	IAP	13626	354	7542	353	5907	10334	2817	2319	2812	4510	2023	2044	1974	2538	59153

IF [KIDVISIT] EQUALS 1, 9, GO TO [PAVISIT1].

ELSE, ASK [KIDCALL].

1458. And how often do you have any other contact with this son or daughter besides visiting, either by telephone, letter, fax or e-mail?

[VAR: KIDCALL]

RESPONSE	PUNCH	YEAR														
		<u>1972-82</u>	<u>1982B</u>	<u>1983-87</u>	<u>1987B</u>	<u>1988-91</u>	<u>1993-98</u>	<u>2000</u>	<u>2002</u>	<u>2004</u>	<u>2006</u>	<u>2008</u>	<u>2010</u>	<u>2012</u>	<u>2014</u>	<u>ALL</u>
Daily	1	0	0	0	0	0	0	0	101	0	0	0	0	0	0	101
At least several times a year	2	0	0	0	0	0	0	0	97	0	0	0	0	0	0	97
At least once a week	3	0	0	0	0	0	0	0	88	0	0	0	0	0	0	88
At least once a month	4	0	0	0	0	0	0	0	33	0	0	0	0	0	0	33
Several times a year	5	0	0	0	0	0	0	0	26	0	0	0	0	0	0	26
Less often	6	0	0	0	0	0	0	0	14	0	0	0	0	0	0	14
Don't know	8	0	0	0	0	0	0	0	1	0	0	0	0	0	0	1
No answer	9	0	0	0	0	0	0	0	8	0	0	0	0	0	0	8
Not applicable	IAP	13626	354	7542	353	5907	10334	2817	2397	2812	4510	2023	2044	1974	2538	59231

1459. And now some questions about your father. How often do you see or visit your father?

[VAR: PAVISIT1]

RESPONSE	PUNCH	YEAR														
		<u>1972-82</u>	<u>1982B</u>	<u>1983-87</u>	<u>1987B</u>	<u>1988-91</u>	<u>1993-98</u>	<u>2000</u>	<u>2002</u>	<u>2004</u>	<u>2006</u>	<u>2008</u>	<u>2010</u>	<u>2012</u>	<u>2014</u>	<u>ALL</u>
He lives in the same household as I do	1	0	0	0	0	0	0	0	35	0	0	0	0	0	0	35
Daily	2	0	0	0	0	0	0	0	40	0	0	0	0	0	0	40
At least several times a week	3	0	0	0	0	0	0	0	60	0	0	0	0	0	0	60
At least once a week	4	0	0	0	0	0	0	0	92	0	0	0	0	0	0	92
At least once a month	5	0	0	0	0	0	0	0	94	0	0	0	0	0	0	94
Several times a year	6	0	0	0	0	0	0	0	114	0	0	0	0	0	0	114
Less often	7	0	0	0	0	0	0	0	85	0	0	0	0	0	0	85
Never	8	0	0	0	0	0	0	0	55	0	0	0	0	0	0	55
My father is no longer alive	9	0	0	0	0	0	0	0	545	0	0	0	0	0	0	545
I don't know where my father lives	10	0	0	0	0	0	0	0	25	0	0	0	0	0	0	25
No answer	99	0	0	0	0	0	0	0	4	0	0	0	0	0	0	4
Not applicable	IAP	13626	354	7542	353	5907	10334	2817	1616	2812	4510	2023	2044	1974	2538	58450

IF [PAVISIT1] EQUALS 1, 9, 10, GO TO [MAVISIT1].

ELSE, ASK [RELMOST].

1460. And how often do you have any other contact with your father besides visiting, either by telephone, letter, fax or e-mail?

[VAR: PACALL1]

<u>RESPONSE</u>	<u>PUNCH</u>	<u>YEAR</u>														
		<u>1972-82</u>	<u>1982B</u>	<u>1983-87</u>	<u>1987B</u>	<u>1988-91</u>	<u>1993-98</u>	<u>2000</u>	<u>2002</u>	<u>2004</u>	<u>2006</u>	<u>2008</u>	<u>2010</u>	<u>2012</u>	<u>2014</u>	<u>ALL</u>
Daily	1	0	0	0	0	0	0	0	56	0	0	0	0	0	0	56
At least several times a week	2	0	0	0	0	0	0	0	93	0	0	0	0	0	0	93
At least once a week	3	0	0	0	0	0	0	0	115	0	0	0	0	0	0	115
At least once a month	4	0	0	0	0	0	0	0	100	0	0	0	0	0	0	100
Several times a year	5	0	0	0	0	0	0	0	49	0	0	0	0	0	0	49
Less often	6	0	0	0	0	0	0	0	50	0	0	0	0	0	0	50
Never	7	0	0	0	0	0	0	0	77	0	0	0	0	0	0	77
No answer	9	0	0	0	0	0	0	0	4	0	0	0	0	0	0	4
Not applicable	IAP	13626	354	7542	353	5907	10334	2817	2221	2812	4510	2023	2044	1974	2538	59055

1461. And what about your mother? How often do you see or visit her?

[VAR: MAVISIT1]

<u>RESPONSE</u>	<u>PUNCH</u>	<u>YEAR</u>														
		<u>1972-82</u>	<u>1982B</u>	<u>1983-87</u>	<u>1987B</u>	<u>1988-91</u>	<u>1993-98</u>	<u>2000</u>	<u>2002</u>	<u>2004</u>	<u>2006</u>	<u>2008</u>	<u>2010</u>	<u>2012</u>	<u>2014</u>	<u>ALL</u>
She lives in the same household as I do (GO TO [UNCAUNTS])	1	0	0	0	0	0	0	0	66	0	0	0	0	0	0	66
Daily	2	0	0	0	0	0	0	0	71	0	0	0	0	0	0	71
At least several times a week	3	0	0	0	0	0	0	0	128	0	0	0	0	0	0	128
At least once a week	4	0	0	0	0	0	0	0	139	0	0	0	0	0	0	139
At least once a month	5	0	0	0	0	0	0	0	111	0	0	0	0	0	0	111
Several times a year	6	0	0	0	0	0	0	0	125	0	0	0	0	0	0	125
Less often	7	0	0	0	0	0	0	0	85	0	0	0	0	0	0	85
Never	8	0	0	0	0	0	0	0	19	0	0	0	0	0	0	19
My mother is no longer alive	9	0	0	0	0	0	0	0	400	0	0	0	0	0	0	400
I don't know where my mother lives	10	0	0	0	0	0	0	0	1	0	0	0	0	0	0	1
No answer	99	0	0	0	0	0	0	0	4	0	0	0	0	0	0	4
Not applicable	IAP	13626	354	7542	353	5907	10334	2817	1616	2812	4510	2023	2044	1974	2538	58450

IF [MAVISIT1] EQUALS 1, 9, 10, GO TO [UNCAUNTS].

ELSE, ASK [MACALL1].

1462. How often do you have any other contact with your mother besides visiting, either by telephone, letter, fax or e-mail?

[VAR: MACALL1]

<u>RESPONSE</u>	<u>PUNCH</u>	<u>YEAR</u>														
		<u>1972-82</u>	<u>1982B</u>	<u>1983-87</u>	<u>1987B</u>	<u>1988-91</u>	<u>1993-98</u>	<u>2000</u>	<u>2002</u>	<u>2004</u>	<u>2006</u>	<u>2008</u>	<u>2010</u>	<u>2012</u>	<u>2014</u>	<u>ALL</u>
Daily	1	0	0	0	0	0	0	0	127	0	0	0	0	0	0	127
At least several times a week	2	0	0	0	0	0	0	0	175	0	0	0	0	0	0	175
At least once a week	3	0	0	0	0	0	0	0	185	0	0	0	0	0	0	185
At least once a month	4	0	0	0	0	0	0	0	89	0	0	0	0	0	0	89
Several times a year	5	0	0	0	0	0	0	0	36	0	0	0	0	0	0	36
Less often	6	0	0	0	0	0	0	0	28	0	0	0	0	0	0	28
Never	7	0	0	0	0	0	0	0	38	0	0	0	0	0	0	38
No answer	9	0	0	0	0	0	0	0	4	0	0	0	0	0	0	4
Not applicable	IAP	13626	354	7542	353	5907	10334	2817	2083	2812	4510	2023	2044	1974	2538	58917

1463. Now some questions about your contact with other relatives. Please indicate how often you have been in contact with any of the following types of relatives in the last four weeks.

A. Uncles or aunts

[VAR: UNCAUNTS]

<u>RESPONSE</u>	<u>PUNCH</u>	<u>YEAR</u>														
		<u>1972-82</u>	<u>1982B</u>	<u>1983-87</u>	<u>1987B</u>	<u>1988-91</u>	<u>1993-98</u>	<u>2000</u>	<u>2002</u>	<u>2004</u>	<u>2006</u>	<u>2008</u>	<u>2010</u>	<u>2012</u>	<u>2014</u>	<u>ALL</u>
More than twice in last 4 weeks	1	0	0	0	0	0	0	0	192	0	0	0	0	0	0	192
Once or twice in last 4 weeks	2	0	0	0	0	0	0	0	270	0	0	0	0	0	0	270
Not at all in last 4 weeks	3	0	0	0	0	0	0	0	494	0	0	0	0	0	0	494
I have no living relatives of this type	4	0	0	0	0	0	0	0	187	0	0	0	0	0	0	187
No answer	9	0	0	0	0	0	0	0	6	0	0	0	0	0	0	6
Not applicable	IAP	13626	354	7542	353	5907	10334	2817	1616	2812	4510	2023	2044	1974	2538	58450

B. Cousins

[VAR: COUSINS]

<u>RESPONSE</u>	<u>PUNCH</u>	<u>YEAR</u>														
		<u>1972-82</u>	<u>1982B</u>	<u>1983-87</u>	<u>1987B</u>	<u>1988-91</u>	<u>1993-98</u>	<u>2000</u>	<u>2002</u>	<u>2004</u>	<u>2006</u>	<u>2008</u>	<u>2010</u>	<u>2012</u>	<u>2014</u>	<u>ALL</u>
More than twice in last 4 weeks	1	0	0	0	0	0	0	0	225	0	0	0	0	0	0	225
Once or twice in last 4 weeks	2	0	0	0	0	0	0	0	283	0	0	0	0	0	0	283
Not at all in last 4 weeks	3	0	0	0	0	0	0	0	580	0	0	0	0	0	0	580
I have no living relatives of this type	4	0	0	0	0	0	0	0	54	0	0	0	0	0	0	54
Don't know	8	0	0	0	0	0	0	0	2	0	0	0	0	0	0	2
No answer	9	0	0	0	0	0	0	0	5	0	0	0	0	0	0	5
Not applicable	IAP	13626	354	7542	353	5907	10334	2817	1616	2812	4510	2023	2044	1974	2538	58450

C. Parents-in-law

[VAR: PARSLAW]

<u>RESPONSE</u>	<u>PUNCH</u>	<u>YEAR</u>														
		<u>1972-82</u>	<u>1982B</u>	<u>1983-87</u>	<u>1987B</u>	<u>1988-91</u>	<u>1993-98</u>	<u>2000</u>	<u>2002</u>	<u>2004</u>	<u>2006</u>	<u>2008</u>	<u>2010</u>	<u>2012</u>	<u>2014</u>	<u>ALL</u>
More than twice in last 4 weeks	1	0	0	0	0	0	0	0	223	0	0	0	0	0	0	223
Once or twice in last 4 weeks	2	0	0	0	0	0	0	0	141	0	0	0	0	0	0	141
Not at all in last 4 weeks	3	0	0	0	0	0	0	0	221	0	0	0	0	0	0	221
I have no living relatives of this type	4	0	0	0	0	0	0	0	555	0	0	0	0	0	0	555
Don't know	8	0	0	0	0	0	0	0	2	0	0	0	0	0	0	2
No answer	9	0	0	0	0	0	0	0	7	0	0	0	0	0	0	7
Not applicable	IAP	13626	354	7542	353	5907	10334	2817	1616	2812	4510	2023	2044	1974	2538	58450

D. Brothers- or sisters-in-law

[VAR: SIBINLAW]

<u>RESPONSE</u>	<u>PUNCH</u>	<u>YEAR</u>														
		<u>1972-82</u>	<u>1982B</u>	<u>1983-87</u>	<u>1987B</u>	<u>1988-91</u>	<u>1993-98</u>	<u>2000</u>	<u>2002</u>	<u>2004</u>	<u>2006</u>	<u>2008</u>	<u>2010</u>	<u>2012</u>	<u>2014</u>	<u>ALL</u>
More than twice in last 4 weeks	1	0	0	0	0	0	0	0	313	0	0	0	0	0	0	313
Once or twice in last 4 weeks	2	0	0	0	0	0	0	0	278	0	0	0	0	0	0	278
Not at all in last 4 weeks	3	0	0	0	0	0	0	0	307	0	0	0	0	0	0	307
I have no living relatives of this type	4	0	0	0	0	0	0	0	242	0	0	0	0	0	0	242
Don't know	8	0	0	0	0	0	0	0	3	0	0	0	0	0	0	3
No answer	9	0	0	0	0	0	0	0	6	0	0	0	0	0	0	6
Not applicable	IAP	13626	354	7542	353	5907	10334	2817	1616	2812	4510	2023	2044	1974	2538	58450

E. Nieces and nephews

[VAR: NIECENEP]

<u>RESPONSE</u>	<u>PUNCH</u>	<u>YEAR</u>														
		<u>1972-82</u>	<u>1982B</u>	<u>1983-87</u>	<u>1987B</u>	<u>1988-91</u>	<u>1993-98</u>	<u>2000</u>	<u>2002</u>	<u>2004</u>	<u>2006</u>	<u>2008</u>	<u>2010</u>	<u>2012</u>	<u>2014</u>	<u>ALL</u>
More than twice in last 4 weeks	1	0	0	0	0	0	0	0	359	0	0	0	0	0	0	359
Once or twice in last 4 weeks	2	0	0	0	0	0	0	0	270	0	0	0	0	0	0	270
Not at all in last 4 weeks	3	0	0	0	0	0	0	0	354	0	0	0	0	0	0	354
I have no living relatives of this type	4	0	0	0	0	0	0	0	157	0	0	0	0	0	0	157
Don't know	8	0	0	0	0	0	0	0	4	0	0	0	0	0	0	4
No answer	9	0	0	0	0	0	0	0	5	0	0	0	0	0	0	5
Not applicable	IAP	13626	354	7542	353	5907	10334	2817	1616	2812	4510	2023	2044	1974	2538	58450

F. God-parents

[VAR: GODPARTS]

<u>RESPONSE</u>	<u>PUNCH</u>	<u>YEAR</u>														
		<u>1972-82</u>	<u>1982B</u>	<u>1983-87</u>	<u>1987B</u>	<u>1988-91</u>	<u>1993-98</u>	<u>2000</u>	<u>2002</u>	<u>2004</u>	<u>2006</u>	<u>2008</u>	<u>2010</u>	<u>2012</u>	<u>2014</u>	<u>ALL</u>
More than twice in last 4 weeks	1	0	0	0	0	0	0	0	39	0	0	0	0	0	0	39
Once or twice in last 4 weeks	2	0	0	0	0	0	0	0	55	0	0	0	0	0	0	55
Not at all in last 4 weeks	3	0	0	0	0	0	0	0	291	0	0	0	0	0	0	291
I have no living relatives of this type	4	0	0	0	0	0	0	0	749	0	0	0	0	0	0	749
Don't know	8	0	0	0	0	0	0	0	5	0	0	0	0	0	0	5
No answer	9	0	0	0	0	0	0	0	10	0	0	0	0	0	0	10
Not applicable	IAP	13626	354	7542	353	5907	10334	2817	1616	2812	4510	2023	2044	1974	2538	58450

1464. Now we would like to ask you about people you know, other than your family and relatives. The first question is about people at your work place.

Thinking about people at your work place, how many of them are close friends of yours?

[VAR: COWRKFRD]

<u>RESPONSE</u>	<u>PUNCH</u>	<u>YEAR</u>														
		<u>1972-82</u>	<u>1982B</u>	<u>1983-87</u>	<u>1987B</u>	<u>1988-91</u>	<u>1993-98</u>	<u>2000</u>	<u>2002</u>	<u>2004</u>	<u>2006</u>	<u>2008</u>	<u>2010</u>	<u>2012</u>	<u>2014</u>	<u>ALL</u>
No close friends	0	0	0	0	0	0	0	0	206	0	0	0	0	0	0	206
1	1	0	0	0	0	0	0	0	121	0	0	0	0	0	0	121
2	2	0	0	0	0	0	0	0	146	0	0	0	0	0	0	146
3	3	0	0	0	0	0	0	0	84	0	0	0	0	0	0	84
4	4	0	0	0	0	0	0	0	57	0	0	0	0	0	0	57
5-9	5-9	0	0	0	0	0	0	0	97	0	0	0	0	0	0	97
10-19	10-19	0	0	0	0	0	0	0	36	0	0	0	0	0	0	36
20-97	20-97	0	0	0	0	0	0	0	9	0	0	0	0	0	0	9
Don't know	98	0	0	0	0	0	0	0	1	0	0	0	0	0	0	1
No answer	99	0	0	0	0	0	0	0	6	0	0	0	0	0	0	6
Not applicable	IAP	13626	354	7542	353	5907	10334	2817	2002	2812	4510	2023	2044	1974	2538	58836

REMARKS: The numbers above are collapsed for convenience of display.

1465. Thinking now of people who live near you - in your neighborhood or district: How many of these people are close friends of yours?

[VAR: NEIFRD]

RESPONSE	PUNCH	YEAR														
		1972-82	1982B	1983-87	1987B	1988-91	1993-98	2000	2002	2004	2006	2008	2010	2012	2014	ALL
No close friends	0	0	0	0	0	0	0	0	356	0	0	0	0	0	0	356
1	1	0	0	0	0	0	0	0	122	0	0	0	0	0	0	122
2	2	0	0	0	0	0	0	0	200	0	0	0	0	0	0	200
3	3	0	0	0	0	0	0	0	110	0	0	0	0	0	0	110
4	4	0	0	0	0	0	0	0	96	0	0	0	0	0	0	96
5-9	5-9	0	0	0	0	0	0	0	168	0	0	0	0	0	0	168
10-19	10-19	0	0	0	0	0	0	0	63	0	0	0	0	0	0	63
20-97	20-97	0	0	0	0	0	0	0	27	0	0	0	0	0	0	27
Don't know	98	0	0	0	0	0	0	0	1	0	0	0	0	0	0	1
No answer	99	0	0	0	0	0	0	0	6	0	0	0	0	0	0	6
Not applicable	IAP	13626	354	7542	353	5907	10334	2817	1616	2812	4510	2023	2044	1974	2538	58450

REMARKS: The numbers above are collapsed for convenience of display.

1466. Now think about your best friend, the friend you feel closest to (but not your partner). Is this best friend ...

[VAR: BESTFRD]

RESPONSE	PUNCH	YEAR														
		1972-82	1982B	1983-87	1987B	1988-91	1993-98	2000	2002	2004	2006	2008	2010	2012	2014	ALL
A male relative	1	0	0	0	0	0	0	0	151	0	0	0	0	0	0	151
A female relative	2	0	0	0	0	0	0	0	186	0	0	0	0	0	0	186
A man who is not a relative	3	0	0	0	0	0	0	0	328	0	0	0	0	0	0	328
A woman who is not a relative	4	0	0	0	0	0	0	0	419	0	0	0	0	0	0	419
I don't have a close friend	5	0	0	0	0	0	0	0	56	0	0	0	0	0	0	56
Don't know	8	0	0	0	0	0	0	0	2	0	0	0	0	0	0	2
No answer	9	0	0	0	0	0	0	0	7	0	0	0	0	0	0	7
Not applicable	IAP	13626	354	7542	353	5907	10334	2817	1616	2812	4510	2023	2044	1974	2538	58450

IF Q.[BESTFRD] EQUALS 5, 9, GO TO Q.[GRPPOL].
ELSE, ASK Q.[BSTVISIT].

1467. How often do you see or visit your friend (the friend you feel closest to)?

[VAR: BSTVISIT]

RESPONSE	PUNCH	YEAR														
		<u>1972-82</u>	<u>1982B</u>	<u>1983-87</u>	<u>1987B</u>	<u>1988-91</u>	<u>1993-98</u>	<u>2000</u>	<u>2002</u>	<u>2004</u>	<u>2006</u>	<u>2008</u>	<u>2010</u>	<u>2012</u>	<u>2014</u>	<u>ALL</u>
He/she lives in the same household as I do (GO TO GRPPOL)	1	0	0	0	0	0	0	0	26	0	0	0	0	0	0	26
Daily	2	0	0	0	0	0	0	0	118	0	0	0	0	0	0	118
At least several times a week	3	0	0	0	0	0	0	0	221	0	0	0	0	0	0	221
At least once a week	4	0	0	0	0	0	0	0	254	0	0	0	0	0	0	254
At least once a month	5	0	0	0	0	0	0	0	185	0	0	0	0	0	0	185
Several times a year	6	0	0	0	0	0	0	0	173	0	0	0	0	0	0	173
Less often	7	0	0	0	0	0	0	0	94	0	0	0	0	0	0	94
Never	8	0	0	0	0	0	0	0	12	0	0	0	0	0	0	12
Don't know	98	0	0	0	0	0	0	0	1	0	0	0	0	0	0	1
No answer	99	0	0	0	0	0	0	0	7	0	0	0	0	0	0	7
Not applicable	IAP	13626	354	7542	353	5907	10334	2817	1674	2812	4510	2023	2044	1974	2538	58508

**IF Q.[BSTVISIT] EQUALS 1, GO TO Q.[GRPPOL].
ELSE, ASK Q.[BSTCALL].**

1468. And how often do you have any other contact with this friend besides visiting, either by telephone, letter, fax or e-mail?

[VAR: BSTCALL]

RESPONSE	PUNCH	YEAR														
		<u>1972-82</u>	<u>1982B</u>	<u>1983-87</u>	<u>1987B</u>	<u>1988-91</u>	<u>1993-98</u>	<u>2000</u>	<u>2002</u>	<u>2004</u>	<u>2006</u>	<u>2008</u>	<u>2010</u>	<u>2012</u>	<u>2014</u>	<u>ALL</u>
Daily	1	0	0	0	0	0	0	0	192	0	0	0	0	0	0	192
At least several times a week	2	0	0	0	0	0	0	0	282	0	0	0	0	0	0	282
At least once a week	3	0	0	0	0	0	0	0	241	0	0	0	0	0	0	241
At least once a month	4	0	0	0	0	0	0	0	169	0	0	0	0	0	0	169
Several times a year	5	0	0	0	0	0	0	0	80	0	0	0	0	0	0	80
Less often	6	0	0	0	0	0	0	0	50	0	0	0	0	0	0	50
Never	7	0	0	0	0	0	0	0	43	0	0	0	0	0	0	43
No answer	9	0	0	0	0	0	0	0	7	0	0	0	0	0	0	7
Not applicable	IAP	13626	354	7542	353	5907	10334	2817	1701	2812	4510	2023	2044	1974	2538	58535

1469. People sometimes belong to different kinds of groups or associations. The next few questions contain different types of groups. For each type of group, please select a response to say whether you have participated in the activities of this group in the past 12 months.

A. A political party, club or association

[VAR: GRPPOL]

RESPONSE	PUNCH	YEAR														
		<u>1972-82</u>	<u>1982B</u>	<u>1983-87</u>	<u>1987B</u>	<u>1988-91</u>	<u>1993-98</u>	<u>2000</u>	<u>2002</u>	<u>2004</u>	<u>2006</u>	<u>2008</u>	<u>2010</u>	<u>2012</u>	<u>2014</u>	<u>ALL</u>
I have participated more than twice	1	0	0	0	0	0	0	0	113	0	0	0	0	0	0	113
I have participated once or twice	2	0	0	0	0	0	0	0	100	0	0	0	0	0	0	100
I belong to such a group but never participate	3	0	0	0	0	0	0	0	75	0	0	0	0	0	0	75
I do not belong to such a group	4	0	0	0	0	0	0	0	853	0	0	0	0	0	0	853
Don't know	8	0	0	0	0	0	0	0	1	0	0	0	0	0	0	1
No answer	9	0	0	0	0	0	0	0	7	0	0	0	0	0	0	7
Not applicable	IAP	13626	354	7542	353	5907	10334	2817	1616	2812	4510	2023	2044	1974	2538	58450

B. A trade union or professional association

[VAR: GRPUNION]

RESPONSE	PUNCH	YEAR														
		<u>1972-82</u>	<u>1982B</u>	<u>1983-87</u>	<u>1987B</u>	<u>1988-91</u>	<u>1993-98</u>	<u>2000</u>	<u>2002</u>	<u>2004</u>	<u>2006</u>	<u>2008</u>	<u>2010</u>	<u>2012</u>	<u>2014</u>	<u>ALL</u>
I have participated more than twice	1	0	0	0	0	0	0	0	101	0	0	0	0	0	0	101
I have participated once or twice	2	0	0	0	0	0	0	0	86	0	0	0	0	0	0	86
I belong to such a group but never participate	3	0	0	0	0	0	0	0	90	0	0	0	0	0	0	90
I do not belong to such a group	4	0	0	0	0	0	0	0	864	0	0	0	0	0	0	864
Don't know	8	0	0	0	0	0	0	0	1	0	0	0	0	0	0	1
No answer	9	0	0	0	0	0	0	0	7	0	0	0	0	0	0	7
Not applicable	IAP	13626	354	7542	353	5907	10334	2817	1616	2812	4510	2023	2044	1974	2538	58450

C. A church or other religious organization

[VAR: GRPCHURH]

<u>RESPONSE</u>	<u>PUNCH</u>	<u>YEAR</u>														
		<u>1972-82</u>	<u>1982B</u>	<u>1983-87</u>	<u>1987B</u>	<u>1988-91</u>	<u>1993-98</u>	<u>2000</u>	<u>2002</u>	<u>2004</u>	<u>2006</u>	<u>2008</u>	<u>2010</u>	<u>2012</u>	<u>2014</u>	<u>ALL</u>
I have participated more than twice	1	0	0	0	0	0	0	0	422	0	0	0	0	0	0	422
I have participated once or twice	2	0	0	0	0	0	0	0	184	0	0	0	0	0	0	184
I belong to such a group but never participate	3	0	0	0	0	0	0	0	116	0	0	0	0	0	0	116
I do not belong to such a group	4	0	0	0	0	0	0	0	420	0	0	0	0	0	0	420
No answer	9	0	0	0	0	0	0	0	7	0	0	0	0	0	0	7
Not applicable	IAP	13626	354	7542	353	5907	10334	2817	1616	2812	4510	2023	2044	1974	2538	58450

D. A sports group, hobby or leisure club

[VAR: GRPSPORT]

<u>RESPONSE</u>	<u>PUNCH</u>	<u>YEAR</u>														
		<u>1972-82</u>	<u>1982B</u>	<u>1983-87</u>	<u>1987B</u>	<u>1988-91</u>	<u>1993-98</u>	<u>2000</u>	<u>2002</u>	<u>2004</u>	<u>2006</u>	<u>2008</u>	<u>2010</u>	<u>2012</u>	<u>2014</u>	<u>ALL</u>
I have participated more than twice	1	0	0	0	0	0	0	0	303	0	0	0	0	0	0	303
I have participated once or twice	2	0	0	0	0	0	0	0	117	0	0	0	0	0	0	117
I belong to such a group but never participate	3	0	0	0	0	0	0	0	25	0	0	0	0	0	0	25
I do not belong to such a group	4	0	0	0	0	0	0	0	697	0	0	0	0	0	0	697
No answer	9	0	0	0	0	0	0	0	7	0	0	0	0	0	0	7
Not applicable	IAP	13626	354	7542	353	5907	10334	2817	1616	2812	4510	2023	2044	1974	2538	58450

E. A charitable organization or group

[VAR: GRPCHRTY]

<u>RESPONSE</u>	<u>PUNCH</u>	<u>YEAR</u>														
		<u>1972-82</u>	<u>1982B</u>	<u>1983-87</u>	<u>1987B</u>	<u>1988-91</u>	<u>1993-98</u>	<u>2000</u>	<u>2002</u>	<u>2004</u>	<u>2006</u>	<u>2008</u>	<u>2010</u>	<u>2012</u>	<u>2014</u>	<u>ALL</u>
I have participated more than twice	1	0	0	0	0	0	0	0	190	0	0	0	0	0	0	190
I have participated once or twice	2	0	0	0	0	0	0	0	151	0	0	0	0	0	0	151
I belong to such a group but never participate	3	0	0	0	0	0	0	0	46	0	0	0	0	0	0	46
I do not belong to such a group	4	0	0	0	0	0	0	0	754	0	0	0	0	0	0	754
No answer	9	0	0	0	0	0	0	0	8	0	0	0	0	0	0	8
Not applicable	IAP	13626	354	7542	353	5907	10334	2817	1616	2812	4510	2023	2044	1974	2538	58450

F. A neighborhood group or association

[VAR: GRPNEI]

<u>RESPONSE</u>	<u>PUNCH</u>	<u>YEAR</u>														
		<u>1972-82</u>	<u>1982B</u>	<u>1983-87</u>	<u>1987B</u>	<u>1988-91</u>	<u>1993-98</u>	<u>2000</u>	<u>2002</u>	<u>2004</u>	<u>2006</u>	<u>2008</u>	<u>2010</u>	<u>2012</u>	<u>2014</u>	<u>ALL</u>
I have participated more than twice	1	0	0	0	0	0	0	0	82	0	0	0	0	0	0	82
I have participated once or twice	2	0	0	0	0	0	0	0	103	0	0	0	0	0	0	103
I belong to such a group but never participate	3	0	0	0	0	0	0	0	46	0	0	0	0	0	0	46
I do not belong to such a group	4	0	0	0	0	0	0	0	911	0	0	0	0	0	0	911
No answer	9	0	0	0	0	0	0	0	7	0	0	0	0	0	0	7
Not applicable	IAP	13626	354	7542	353	5907	10334	2817	1616	2812	4510	2023	2044	1974	2538	58450

G. Other associations or groups

[VAR: GRPOTH]

<u>RESPONSE</u>	<u>PUNCH</u>	<u>YEAR</u>														
		<u>1972-82</u>	<u>1982B</u>	<u>1983-87</u>	<u>1987B</u>	<u>1988-91</u>	<u>1993-98</u>	<u>2000</u>	<u>2002</u>	<u>2004</u>	<u>2006</u>	<u>2008</u>	<u>2010</u>	<u>2012</u>	<u>2014</u>	<u>ALL</u>
I have participated more than twice	1	0	0	0	0	0	0	0	160	0	0	0	0	0	0	160
I have participated once or twice	2	0	0	0	0	0	0	0	125	0	0	0	0	0	0	125
I belong to such a group but never participate	3	0	0	0	0	0	0	0	50	0	0	0	0	0	0	50
I do not belong to such a group	4	0	0	0	0	0	0	0	807	0	0	0	0	0	0	807
No answer	9	0	0	0	0	0	0	0	7	0	0	0	0	0	0	7
Not applicable	IAP	13626	354	7542	353	5907	10334	2817	1616	2812	4510	2023	2044	1974	2538	58450

1470. Now we would like to ask you how you would get help in situations that anyone could find herself or himself in. First, suppose you had the 'flu and had to stay in bed for a few days and needed help around the house, with shopping and so on.

A. Who would you turn to first for help?

[VAR: SICK1A]

RESPONSE	PUNCH	YEAR														
		1972-82	1982B	1983-87	1987B	1988-91	1993-98	2000	2002	2004	2006	2008	2010	2012	2014	ALL
Husband/wife/partner	1	0	0	0	0	0	0	0	547	0	0	0	0	0	0	547
Mother	2	0	0	0	0	0	0	0	137	0	0	0	0	0	0	137
Father	3	0	0	0	0	0	0	0	26	0	0	0	0	0	0	26
Daughter	4	0	0	0	0	0	0	0	98	0	0	0	0	0	0	98
Daughter-in-law	5	0	0	0	0	0	0	0	7	0	0	0	0	0	0	7
Son	6	0	0	0	0	0	0	0	33	0	0	0	0	0	0	33
Son-in-law	7	0	0	0	0	0	0	0	0	0	0	0	0	0	0	0
Sister	8	0	0	0	0	0	0	0	51	0	0	0	0	0	0	51
Brother	9	0	0	0	0	0	0	0	27	0	0	0	0	0	0	27
Other blood relative	10	0	0	0	0	0	0	0	17	0	0	0	0	0	0	17
Other in-law relative	11	0	0	0	0	0	0	0	7	0	0	0	0	0	0	7
Close friend	12	0	0	0	0	0	0	0	113	0	0	0	0	0	0	113
Neighbor	13	0	0	0	0	0	0	0	25	0	0	0	0	0	0	25
Someone you work with	14	0	0	0	0	0	0	0	6	0	0	0	0	0	0	6
Someone at a social services agency	15	0	0	0	0	0	0	0	3	0	0	0	0	0	0	3
Someone you pay to help	16	0	0	0	0	0	0	0	2	0	0	0	0	0	0	2
Other	17	0	0	0	0	0	0	0	14	0	0	0	0	0	0	14
No one	18	0	0	0	0	0	0	0	29	0	0	0	0	0	0	29
Don't know	98	0	0	0	0	0	0	0	1	0	0	0	0	0	0	1
No answer	99	0	0	0	0	0	0	0	6	0	0	0	0	0	0	6
Not applicable	IAP	13626	354	7542	353	5907	10334	2817	1616	2812	4510	2023	2044	1974	2538	58450

B. And who would you turn to second if you had the flu and needed help around the house?

[VAR: SICK2A]

<u>RESPONSE</u>	<u>PUNCH</u>	<u>YEAR</u>														
		<u>1972-82</u>	<u>1982B</u>	<u>1983-87</u>	<u>1987B</u>	<u>1988-91</u>	<u>1993-98</u>	<u>2000</u>	<u>2002</u>	<u>2004</u>	<u>2006</u>	<u>2008</u>	<u>2010</u>	<u>2012</u>	<u>2014</u>	<u>ALL</u>
Husband/wife/partner	1	0	0	0	0	0	0	0	84	0	0	0	0	0	0	84
Mother	2	0	0	0	0	0	0	0	165	0	0	0	0	0	0	165
Father	3	0	0	0	0	0	0	0	54	0	0	0	0	0	0	54
Daughter	4	0	0	0	0	0	0	0	169	0	0	0	0	0	0	169
Daughter-in-law	5	0	0	0	0	0	0	0	9	0	0	0	0	0	0	9
Son	6	0	0	0	0	0	0	0	95	0	0	0	0	0	0	95
Son-in-law	7	0	0	0	0	0	0	0	6	0	0	0	0	0	0	6
Sister	8	0	0	0	0	0	0	0	86	0	0	0	0	0	0	86
Brother	9	0	0	0	0	0	0	0	41	0	0	0	0	0	0	41
Other blood relative	10	0	0	0	0	0	0	0	44	0	0	0	0	0	0	44
Other in-law relative	11	0	0	0	0	0	0	0	44	0	0	0	0	0	0	44
Close friend	12	0	0	0	0	0	0	0	182	0	0	0	0	0	0	182
Neighbor	13	0	0	0	0	0	0	0	48	0	0	0	0	0	0	48
Someone you work with	14	0	0	0	0	0	0	0	24	0	0	0	0	0	0	24
Someone at a social services agency	15	0	0	0	0	0	0	0	4	0	0	0	0	0	0	4
Someone you pay to help	16	0	0	0	0	0	0	0	5	0	0	0	0	0	0	5
Other	17	0	0	0	0	0	0	0	16	0	0	0	0	0	0	16
No one	18	0	0	0	0	0	0	0	57	0	0	0	0	0	0	57
Don't know	98	0	0	0	0	0	0	0	2	0	0	0	0	0	0	2
No answer	99	0	0	0	0	0	0	0	14	0	0	0	0	0	0	14
Not applicable	IAP	13626	354	7542	353	5907	10334	2817	1616	2812	4510	2023	2044	1974	2538	58450

1471. Now, suppose you needed to borrow a large sum of money.

A. Who would you turn to first for help?

[VAR: BORROW1A]

<u>RESPONSE</u>	<u>PUNCH</u>	<u>YEAR</u>														
		<u>1972-82</u>	<u>1982B</u>	<u>1983-87</u>	<u>1987B</u>	<u>1988-91</u>	<u>1993-98</u>	<u>2000</u>	<u>2002</u>	<u>2004</u>	<u>2006</u>	<u>2008</u>	<u>2010</u>	<u>2012</u>	<u>2014</u>	<u>ALL</u>
Husband/wife/partner	1	0	0	0	0	0	0	0	144	0	0	0	0	0	0	144
Mother	2	0	0	0	0	0	0	0	186	0	0	0	0	0	0	186
Father	3	0	0	0	0	0	0	0	164	0	0	0	0	0	0	164
Daughter	4	0	0	0	0	0	0	0	32	0	0	0	0	0	0	32
Son	5	0	0	0	0	0	0	0	33	0	0	0	0	0	0	33
Sister	6	0	0	0	0	0	0	0	56	0	0	0	0	0	0	56
Brother	7	0	0	0	0	0	0	0	64	0	0	0	0	0	0	64
Other blood relative	8	0	0	0	0	0	0	0	36	0	0	0	0	0	0	36
Other in-law relative	9	0	0	0	0	0	0	0	36	0	0	0	0	0	0	36
Godparent	10	0	0	0	0	0	0	0	0	0	0	0	0	0	0	0
Close friend	11	0	0	0	0	0	0	0	61	0	0	0	0	0	0	61
Neighbor	12	0	0	0	0	0	0	0	0	0	0	0	0	0	0	0
Someone you work with	13	0	0	0	0	0	0	0	8	0	0	0	0	0	0	8
Employer	14	0	0	0	0	0	0	0	2	0	0	0	0	0	0	2
Government or social worker	15	0	0	0	0	0	0	0	6	0	0	0	0	0	0	6
Bank or credit union	16	0	0	0	0	0	0	0	88	0	0	0	0	0	0	88
Private money lender	17	0	0	0	0	0	0	0	5	0	0	0	0	0	0	5
Someone else	18	0	0	0	0	0	0	0	75	0	0	0	0	0	0	75
No one	19	0	0	0	0	0	0	0	134	0	0	0	0	0	0	134
Don't know	98	0	0	0	0	0	0	0	6	0	0	0	0	0	0	6
No answer	99	0	0	0	0	0	0	0	13	0	0	0	0	0	0	13
Not applicable	IAP	13626	354	7542	353	5907	10334	2817	1616	2812	4510	2023	2044	1974	2538	58450

B. And who would you turn to second if you needed to borrow a large sum of money?

[VAR: BORROW2A]

RESPONSE	PUNCH	YEAR														
		1972-82	1982B	1983-87	1987B	1988-91	1993-98	2000	2002	2004	2006	2008	2010	2012	2014	ALL
Husband, wife, partner	1	0	0	0	0	0	0	0	42	0	0	0	0	0	0	42
Mother	2	0	0	0	0	0	0	0	123	0	0	0	0	0	0	123
Father	3	0	0	0	0	0	0	0	124	0	0	0	0	0	0	124
Daughter	4	0	0	0	0	0	0	0	30	0	0	0	0	0	0	30
Son	5	0	0	0	0	0	0	0	32	0	0	0	0	0	0	32
Sister	6	0	0	0	0	0	0	0	78	0	0	0	0	0	0	78
Brother	7	0	0	0	0	0	0	0	79	0	0	0	0	0	0	79
Other blood relative	8	0	0	0	0	0	0	0	63	0	0	0	0	0	0	63
Other in-law relative	9	0	0	0	0	0	0	0	70	0	0	0	0	0	0	70
Godparent	10	0	0	0	0	0	0	0	0	0	0	0	0	0	0	0
Close friend	11	0	0	0	0	0	0	0	96	0	0	0	0	0	0	96
Neighbor	12	0	0	0	0	0	0	0	3	0	0	0	0	0	0	3
Someone you work with	13	0	0	0	0	0	0	0	7	0	0	0	0	0	0	7
Employer	14	0	0	0	0	0	0	0	7	0	0	0	0	0	0	7
Government or social worker	15	0	0	0	0	0	0	0	5	0	0	0	0	0	0	5
Bank or credit union	16	0	0	0	0	0	0	0	33	0	0	0	0	0	0	33
Private money lender	17	0	0	0	0	0	0	0	17	0	0	0	0	0	0	17
Someone else	18	0	0	0	0	0	0	0	86	0	0	0	0	0	0	86
No one	19	0	0	0	0	0	0	0	235	0	0	0	0	0	0	235
Don't know	98	0	0	0	0	0	0	0	9	0	0	0	0	0	0	9
No answer	99	0	0	0	0	0	0	0	10	0	0	0	0	0	0	10
Not applicable	IAP	13626	354	7542	353	5907	10334	2817	1616	2812	4510	2023	2044	1974	2538	58450

1472. Now suppose you felt just a bit down or depressed, and you wanted to talk about it.

A. Who would you turn to first for help?

[VAR: DOWN1A]

<u>RESPONSE</u>	<u>PUNCH</u>	<u>YEAR</u>														
		<u>1972-82</u>	<u>1982B</u>	<u>1983-87</u>	<u>1987B</u>	<u>1988-91</u>	<u>1993-98</u>	<u>2000</u>	<u>2002</u>	<u>2004</u>	<u>2006</u>	<u>2008</u>	<u>2010</u>	<u>2012</u>	<u>2014</u>	<u>ALL</u>
Husband, wife, partner	1	0	0	0	0	0	0	0	363	0	0	0	0	0	0	363
Mother	2	0	0	0	0	0	0	0	102	0	0	0	0	0	0	102
Father	3	0	0	0	0	0	0	0	21	0	0	0	0	0	0	21
Daughter	4	0	0	0	0	0	0	0	55	0	0	0	0	0	0	55
Son	5	0	0	0	0	0	0	0	14	0	0	0	0	0	0	14
Sister	6	0	0	0	0	0	0	0	70	0	0	0	0	0	0	70
Brother	7	0	0	0	0	0	0	0	32	0	0	0	0	0	0	32
Other blood relative	8	0	0	0	0	0	0	0	11	0	0	0	0	0	0	11
Other in-law relative	9	0	0	0	0	0	0	0	13	0	0	0	0	0	0	13
Close friend	10	0	0	0	0	0	0	0	348	0	0	0	0	0	0	348
Neighbor	11	0	0	0	0	0	0	0	5	0	0	0	0	0	0	5
Someone you work with	12	0	0	0	0	0	0	0	8	0	0	0	0	0	0	8
Priest or member of the clergy	13	0	0	0	0	0	0	0	3	0	0	0	0	0	0	3
Family doctor	14	0	0	0	0	0	0	0	7	0	0	0	0	0	0	7
A psychologist	15	0	0	0	0	0	0	0	11	0	0	0	0	0	0	11
Self-help group	16	0	0	0	0	0	0	0	0	0	0	0	0	0	0	0
Someone else	17	0	0	0	0	0	0	0	32	0	0	0	0	0	0	32
No one	18	0	0	0	0	0	0	0	44	0	0	0	0	0	0	44
Don't know	98	0	0	0	0	0	0	0	3	0	0	0	0	0	0	3
No answer	99	0	0	0	0	0	0	0	7	0	0	0	0	0	0	7
Not applicable	IAP	13626	354	7542	353	5907	10334	2817	1616	2812	4510	2023	2044	1974	2538	58450

B. And who would you turn to second if you felt a bit down or depressed and wanted to talk about it?

[VAR: DOWN2A]

RESPONSE	PUNCH	YEAR														
		1972-82	1982B	1983-87	1987B	1988-91	1993-98	2000	2002	2004	2006	2008	2010	2012	2014	ALL
Husband, wife, partner	1	0	0	0	0	0	0	0	125	0	0	0	0	0	0	125
Mother	2	0	0	0	0	0	0	0	135	0	0	0	0	0	0	135
Father	3	0	0	0	0	0	0	0	42	0	0	0	0	0	0	42
Daughter	4	0	0	0	0	0	0	0	89	0	0	0	0	0	0	89
Son	5	0	0	0	0	0	0	0	36	0	0	0	0	0	0	36
Sister	6	0	0	0	0	0	0	0	110	0	0	0	0	0	0	110
Brother	7	0	0	0	0	0	0	0	62	0	0	0	0	0	0	62
Other blood relative	8	0	0	0	0	0	0	0	35	0	0	0	0	0	0	35
Other in-law relative	9	0	0	0	0	0	0	0	37	0	0	0	0	0	0	37
Close friend	10	0	0	0	0	0	0	0	281	0	0	0	0	0	0	281
Neighbor	11	0	0	0	0	0	0	0	13	0	0	0	0	0	0	13
Someone you work with	12	0	0	0	0	0	0	0	32	0	0	0	0	0	0	32
Priest or member of the clergy	13	0	0	0	0	0	0	0	2	0	0	0	0	0	0	2
Family doctor	14	0	0	0	0	0	0	0	9	0	0	0	0	0	0	9
A psychologist	15	0	0	0	0	0	0	0	5	0	0	0	0	0	0	5
Self-help group	16	0	0	0	0	0	0	0	0	0	0	0	0	0	0	0
Someone else	17	0	0	0	0	0	0	0	38	0	0	0	0	0	0	38
No one	18	0	0	0	0	0	0	0	86	0	0	0	0	0	0	86
Don't know	98	0	0	0	0	0	0	0	5	0	0	0	0	0	0	5
No answer	99	0	0	0	0	0	0	0	7	0	0	0	0	0	0	7
Not applicable	IAP	13626	354	7542	353	5907	10334	2817	1616	2812	4510	2023	2044	1974	2538	58450

1473. During the past 12 months, how often have you done any of the following things for people you know personally, such as relatives, friends, neighbors or other acquaintances?

A. Helped someone outside of your household with housework or shopping

[VAR: HELPHWRK]

<u>RESPONSE</u>	<u>PUNCH</u>	<u>YEAR</u>														
		<u>1972-82</u>	<u>1982B</u>	<u>1983-87</u>	<u>1987B</u>	<u>1988-91</u>	<u>1993-98</u>	<u>2000</u>	<u>2002</u>	<u>2004</u>	<u>2006</u>	<u>2008</u>	<u>2010</u>	<u>2012</u>	<u>2014</u>	<u>ALL</u>
More than once a week	1	0	0	0	0	0	0	0	135	125	0	0	0	58	53	371
Once a week	2	0	0	0	0	0	0	0	98	137	0	0	0	80	97	412
Once a month	3	0	0	0	0	0	0	0	196	291	0	0	0	175	225	887
At least 2 or 3 times in the past year	4	0	0	0	0	0	0	0	340	407	0	0	0	394	377	1518
Once in the past year	5	0	0	0	0	0	0	0	121	106	0	0	0	120	137	484
Not at all in the past year	6	0	0	0	0	0	0	0	250	268	0	0	0	473	379	1370
Don't know	8	0	0	0	0	0	0	0	1	2	0	0	0	1	2	6
No answer	9	0	0	0	0	0	0	0	8	4	0	0	0	7	4	23
Not applicable	IAP	13626	354	7542	353	5907	10334	2817	1616	1472	4510	2023	2044	666	1264	54528

B. Lent quite a bit of money to another person

[VAR: LENTTO]

<u>RESPONSE</u>	<u>PUNCH</u>	<u>YEAR</u>														
		<u>1972-82</u>	<u>1982B</u>	<u>1983-87</u>	<u>1987B</u>	<u>1988-91</u>	<u>1993-98</u>	<u>2000</u>	<u>2002</u>	<u>2004</u>	<u>2006</u>	<u>2008</u>	<u>2010</u>	<u>2012</u>	<u>2014</u>	<u>ALL</u>
More than once a week	1	0	0	0	0	0	0	0	11	22	0	0	0	11	21	65
Once a week	2	0	0	0	0	0	0	0	23	19	0	0	0	17	15	74
Once a month	3	0	0	0	0	0	0	0	61	116	0	0	0	56	75	308
At least 2 or 3 times in the past year	4	0	0	0	0	0	0	0	201	307	0	0	0	208	220	936
Once in the past year	5	0	0	0	0	0	0	0	235	269	0	0	0	258	237	999
Not at all in the past year	6	0	0	0	0	0	0	0	610	602	0	0	0	747	701	2660
Don't know	8	0	0	0	0	0	0	0	0	2	0	0	0	4	0	6
No answer	9	0	0	0	0	0	0	0	8	3	0	0	0	7	5	23
Not applicable	IAP	13626	354	7542	353	5907	10334	2817	1616	1472	4510	2023	2044	666	1264	54528

C. Spent time talking with someone who was a bit down or depressed

[VAR: TALKEDTO]

<u>RESPONSE</u>	<u>PUNCH</u>	<u>YEAR</u>														
		<u>1972-82</u>	<u>1982B</u>	<u>1983-87</u>	<u>1987B</u>	<u>1988-91</u>	<u>1993-98</u>	<u>2000</u>	<u>2002</u>	<u>2004</u>	<u>2006</u>	<u>2008</u>	<u>2010</u>	<u>2012</u>	<u>2014</u>	<u>ALL</u>
More than once a week	1	0	0	0	0	0	0	0	200	206	0	0	0	169	197	772
Once a week	2	0	0	0	0	0	0	0	172	230	0	0	0	197	173	772
Once a month	3	0	0	0	0	0	0	0	256	355	0	0	0	307	289	1207
At least 2 or 3 times in the past year	4	0	0	0	0	0	0	0	338	394	0	0	0	391	391	1514
Once in the past year	5	0	0	0	0	0	0	0	90	78	0	0	0	98	100	366
Not at all in the past year	6	0	0	0	0	0	0	0	86	72	0	0	0	135	119	412
Don't know	8	0	0	0	0	0	0	0	0	3	0	0	0	5	1	9
No answer	9	0	0	0	0	0	0	0	7	2	0	0	0	6	4	19
Not applicable	IAP	13626	354	7542	353	5907	10334	2817	1616	1472	4510	2023	2044	666	1264	54528

D. Helped somebody to find a job

[VAR: HELPJOB]

<u>RESPONSE</u>	<u>PUNCH</u>	<u>YEAR</u>														
		<u>1972-82</u>	<u>1982B</u>	<u>1983-87</u>	<u>1987B</u>	<u>1988-91</u>	<u>1993-98</u>	<u>2000</u>	<u>2002</u>	<u>2004</u>	<u>2006</u>	<u>2008</u>	<u>2010</u>	<u>2012</u>	<u>2014</u>	<u>ALL</u>
More than once a week	1	0	0	0	0	0	0	0	26	36	0	0	0	25	33	120
Once a week	2	0	0	0	0	0	0	0	26	33	0	0	0	28	34	121
Once a month	3	0	0	0	0	0	0	0	75	112	0	0	0	102	92	381
At least 2 or 3 times in the past year	4	0	0	0	0	0	0	0	295	366	0	0	0	342	301	1304
Once in the past year	5	0	0	0	0	0	0	0	222	293	0	0	0	270	272	1057
Not at all in the past year	6	0	0	0	0	0	0	0	497	496	0	0	0	533	538	2064
Don't know	8	0	0	0	0	0	0	0	0	2	0	0	0	1	0	3
No answer	9	0	0	0	0	0	0	0	8	2	0	0	0	7	4	21
Not applicable	IAP	13626	354	7542	353	5907	10334	2817	1616	1472	4510	2023	2044	666	1264	54528

1474. There are many ways people hear about jobs - from other people, from advertisements or employment agencies, and so on. Please indicate how you first found out about work at your present employer. IF YOU ARE NOT CURRENTLY WORKING FOR PAY, PLEASE ANSWER THIS QUESTION FOR YOUR LAST JOB.

[VAR: LEARNJOB]

<u>RESPONSE</u>	<u>PUNCH</u>	<u>YEAR</u>														
		<u>1972-82</u>	<u>1982B</u>	<u>1983-87</u>	<u>1987B</u>	<u>1988-91</u>	<u>1993-98</u>	<u>2000</u>	<u>2002</u>	<u>2004</u>	<u>2006</u>	<u>2008</u>	<u>2010</u>	<u>2012</u>	<u>2014</u>	<u>ALL</u>
I have never worked for pay	1	0	0	0	0	0	0	0	18	0	0	0	0	0	0	18
From parents, brothers or or sisters	2	0	0	0	0	0	0	0	58	0	0	0	0	0	0	58
From other relatives	3	0	0	0	0	0	0	0	56	0	0	0	0	0	0	56
From a close friend	4	0	0	0	0	0	0	0	218	0	0	0	0	0	0	218
From an acquaintance	5	0	0	0	0	0	0	0	145	0	0	0	0	0	0	145
From a public employment agency or service	6	0	0	0	0	0	0	0	62	0	0	0	0	0	0	62
From a private employment agency	7	0	0	0	0	0	0	0	24	0	0	0	0	0	0	24
From a school or university placement office	8	0	0	0	0	0	0	0	55	0	0	0	0	0	0	55
From an advertisement or sign	9	0	0	0	0	0	0	0	177	0	0	0	0	0	0	177
The employer contacted me about the job	10	0	0	0	0	0	0	0	103	0	0	0	0	0	0	103
I just called them or went there to ask for work	11	0	0	0	0	0	0	0	179	0	0	0	0	0	0	179
Don't know	98	0	0	0	0	0	0	0	29	0	0	0	0	0	0	29
No answer	99	0	0	0	0	0	0	0	25	0	0	0	0	0	0	25
Not applicable	IAP	13626	354	7542	353	5907	10334	2817	1616	2812	4510	2023	2044	1974	2538	58450

1475. People look for various things in a close friend and can differ on how important or not some things are for them.
Please select a response to say how important or not it is for close friends of yours to be each of the following:

A. Someone who is intelligent and makes me think

[VAR: FRDTHINK]

<u>RESPONSE</u>	<u>PUNCH</u>	<u>YEAR</u>														
		<u>1972-82</u>	<u>1982B</u>	<u>1983-87</u>	<u>1987B</u>	<u>1988-91</u>	<u>1993-98</u>	<u>2000</u>	<u>2002</u>	<u>2004</u>	<u>2006</u>	<u>2008</u>	<u>2010</u>	<u>2012</u>	<u>2014</u>	<u>ALL</u>
Extremely important	1	0	0	0	0	0	0	0	262	0	0	0	0	0	0	262
Very important	2	0	0	0	0	0	0	0	418	0	0	0	0	0	0	418
Fairly important	3	0	0	0	0	0	0	0	304	0	0	0	0	0	0	304
Not too important	4	0	0	0	0	0	0	0	114	0	0	0	0	0	0	114
Not at all important	5	0	0	0	0	0	0	0	39	0	0	0	0	0	0	39
Don't know	8	0	0	0	0	0	0	0	4	0	0	0	0	0	0	4
No answer	9	0	0	0	0	0	0	0	8	0	0	0	0	0	0	8
Not applicable	IAP	13626	354	7542	353	5907	10334	2817	1616	2812	4510	2023	2044	1974	2538	58450

B. Someone who helps me get things done

[VAR: FRDHELPS]

<u>RESPONSE</u>	<u>PUNCH</u>	<u>YEAR</u>														
		<u>1972-82</u>	<u>1982B</u>	<u>1983-87</u>	<u>1987B</u>	<u>1988-91</u>	<u>1993-98</u>	<u>2000</u>	<u>2002</u>	<u>2004</u>	<u>2006</u>	<u>2008</u>	<u>2010</u>	<u>2012</u>	<u>2014</u>	<u>ALL</u>
Extremely important	1	0	0	0	0	0	0	0	190	0	0	0	0	0	0	190
Very important	2	0	0	0	0	0	0	0	327	0	0	0	0	0	0	327
Fairly important	3	0	0	0	0	0	0	0	347	0	0	0	0	0	0	347
Not too important	4	0	0	0	0	0	0	0	232	0	0	0	0	0	0	232
Not at all important	5	0	0	0	0	0	0	0	43	0	0	0	0	0	0	43
Don't know	8	0	0	0	0	0	0	0	3	0	0	0	0	0	0	3
No answer	9	0	0	0	0	0	0	0	7	0	0	0	0	0	0	7
Not applicable	IAP	13626	354	7542	353	5907	10334	2817	1616	2812	4510	2023	2044	1974	2538	58450

C. Someone who really understands me

[VAR: FRDKNOWS]

<u>RESPONSE</u>	<u>PUNCH</u>	<u>YEAR</u>														
		<u>1972-82</u>	<u>1982B</u>	<u>1983-87</u>	<u>1987B</u>	<u>1988-91</u>	<u>1993-98</u>	<u>2000</u>	<u>2002</u>	<u>2004</u>	<u>2006</u>	<u>2008</u>	<u>2010</u>	<u>2012</u>	<u>2014</u>	<u>ALL</u>
Extremely important	1	0	0	0	0	0	0	0	411	0	0	0	0	0	0	411
Very important	2	0	0	0	0	0	0	0	446	0	0	0	0	0	0	446
Fairly important	3	0	0	0	0	0	0	0	206	0	0	0	0	0	0	206
Not too important	4	0	0	0	0	0	0	0	57	0	0	0	0	0	0	57
Not at all important	5	0	0	0	0	0	0	0	19	0	0	0	0	0	0	19
Don't know	8	0	0	0	0	0	0	0	2	0	0	0	0	0	0	2
No answer	9	0	0	0	0	0	0	0	8	0	0	0	0	0	0	8
Not applicable	IAP	13626	354	7542	353	5907	10334	2817	1616	2812	4510	2023	2044	1974	2538	58450

D. Someone who is enjoyable company

[VAR: FRDENJOY]

<u>RESPONSE</u>	<u>PUNCH</u>	<u>YEAR</u>														
		<u>1972-82</u>	<u>1982B</u>	<u>1983-87</u>	<u>1987B</u>	<u>1988-91</u>	<u>1993-98</u>	<u>2000</u>	<u>2002</u>	<u>2004</u>	<u>2006</u>	<u>2008</u>	<u>2010</u>	<u>2012</u>	<u>2014</u>	<u>ALL</u>
Extremely important	1	0	0	0	0	0	0	0	548	0	0	0	0	0	0	548
Very important	2	0	0	0	0	0	0	0	467	0	0	0	0	0	0	467
Fairly important	3	0	0	0	0	0	0	0	109	0	0	0	0	0	0	109
Not too important	4	0	0	0	0	0	0	0	12	0	0	0	0	0	0	12
Not at all important	5	0	0	0	0	0	0	0	5	0	0	0	0	0	0	5
No answer	9	0	0	0	0	0	0	0	8	0	0	0	0	0	0	8
Not applicable	IAP	13626	354	7542	353	5907	10334	2817	1616	2812	4510	2023	2044	1974	2538	58450

1476. Please select a response to indicate how much you agree or disagree with each of the following statements.

A. Adult children have a duty to look after their elderly parents

[VAR: KIDPARS]

<u>RESPONSE</u>	<u>PUNCH</u>	<u>YEAR</u>														
		<u>1972-82</u>	<u>1982B</u>	<u>1983-87</u>	<u>1987B</u>	<u>1988-91</u>	<u>1993-98</u>	<u>2000</u>	<u>2002</u>	<u>2004</u>	<u>2006</u>	<u>2008</u>	<u>2010</u>	<u>2012</u>	<u>2014</u>	<u>ALL</u>
Agree strongly	1	0	0	0	0	0	0	0	406	0	0	0	0	0	0	406
Agree	2	0	0	0	0	0	0	0	417	0	0	0	0	0	0	417
Neither agree nor disagree	3	0	0	0	0	0	0	0	198	0	0	0	0	0	0	198
Disagree	4	0	0	0	0	0	0	0	79	0	0	0	0	0	0	79
Disagree strongly	5	0	0	0	0	0	0	0	25	0	0	0	0	0	0	25
Can't choose	8	0	0	0	0	0	0	0	17	0	0	0	0	0	0	17
No answer	9	0	0	0	0	0	0	0	7	0	0	0	0	0	0	7
Not applicable	IAP	13626	354	7542	353	5907	10334	2817	1616	2812	4510	2023	2044	1974	2538	58450

B. You should take care of yourself and your family first, before helping other people

[VAR: FIRSTYOU]

<u>RESPONSE</u>	<u>PUNCH</u>	<u>YEAR</u>														
		<u>1972-82</u>	<u>1982B</u>	<u>1983-87</u>	<u>1987B</u>	<u>1988-91</u>	<u>1993-98</u>	<u>2000</u>	<u>2002</u>	<u>2004</u>	<u>2006</u>	<u>2008</u>	<u>2010</u>	<u>2012</u>	<u>2014</u>	<u>ALL</u>
Agree strongly	1	0	0	0	0	0	0	0	494	0	0	0	0	0	0	494
Agree	2	0	0	0	0	0	0	0	455	0	0	0	0	0	0	455
Neither agree nor disagree	3	0	0	0	0	0	0	0	146	0	0	0	0	0	0	146
Disagree	4	0	0	0	0	0	0	0	41	0	0	0	0	0	0	41
Disagree strongly	5	0	0	0	0	0	0	0	3	0	0	0	0	0	0	3
Can't choose	8	0	0	0	0	0	0	0	1	0	0	0	0	0	0	1
No answer	9	0	0	0	0	0	0	0	9	0	0	0	0	0	0	9
Not applicable	IAP	13626	354	7542	353	5907	10334	2817	1616	2812	4510	2023	2044	1974	2538	58450

C. People who are better off should help friends who are less well off

[VAR: HELPFRDS]

<u>RESPONSE</u>	<u>PUNCH</u>	<u>YEAR</u>														
		<u>1972-82</u>	<u>1982B</u>	<u>1983-87</u>	<u>1987B</u>	<u>1988-91</u>	<u>1993-98</u>	<u>2000</u>	<u>2002</u>	<u>2004</u>	<u>2006</u>	<u>2008</u>	2010	2012	2014	<u>ALL</u>
Agree strongly	1	0	0	0	0	0	0	0	188	0	0	0	0	0	0	188
Agree	2	0	0	0	0	0	0	0	470	0	0	0	0	0	0	470
Neither agree nor disagree	3	0	0	0	0	0	0	0	360	0	0	0	0	0	0	360
Disagree	4	0	0	0	0	0	0	0	91	0	0	0	0	0	0	91
Disagree strongly	5	0	0	0	0	0	0	0	7	0	0	0	0	0	0	7
Can't choose	8	0	0	0	0	0	0	0	24	0	0	0	0	0	0	24
No answer	9	0	0	0	0	0	0	0	9	0	0	0	0	0	0	9
Not applicable	IAP	13626	354	7542	353	5907	10334	2817	1616	2812	4510	2023	2044	1974	2538	58450

D. It is all right to develop friendships with people just because you know they can be of use to you

[VAR: USEFRDS]

<u>RESPONSE</u>	<u>PUNCH</u>	<u>YEAR</u>														
		<u>1972-82</u>	<u>1982B</u>	<u>1983-87</u>	<u>1987B</u>	<u>1988-91</u>	<u>1993-98</u>	<u>2000</u>	<u>2002</u>	<u>2004</u>	<u>2006</u>	<u>2008</u>	2010	2012	2014	<u>ALL</u>
Agree strongly	1	0	0	0	0	0	0	0	24	0	0	0	0	0	0	24
Agree	2	0	0	0	0	0	0	0	109	0	0	0	0	0	0	109
Neither agree nor disagree	3	0	0	0	0	0	0	0	211	0	0	0	0	0	0	211
Disagree	4	0	0	0	0	0	0	0	475	0	0	0	0	0	0	475
Disagree strongly	5	0	0	0	0	0	0	0	308	0	0	0	0	0	0	308
Can't choose	8	0	0	0	0	0	0	0	13	0	0	0	0	0	0	13
No answer	9	0	0	0	0	0	0	0	9	0	0	0	0	0	0	9
Not applicable	IAP	13626	354	7542	353	5907	10334	2817	1616	2812	4510	2023	2044	1974	2538	58450

1477. On the whole, do you think it should or should not be the government's responsibility to ...

Provide childcare for everyone who wants it?

[VAR: AIDKIDS]

<u>RESPONSE</u>	<u>PUNCH</u>	<u>YEAR</u>														
		<u>1972-82</u>	<u>1982B</u>	<u>1983-87</u>	<u>1987B</u>	<u>1988-91</u>	<u>1993-98</u>	<u>2000</u>	<u>2002</u>	<u>2004</u>	<u>2006</u>	<u>2008</u>	<u>2010</u>	<u>2012</u>	<u>2014</u>	<u>ALL</u>
Definitely should be	1	0	0	0	0	0	0	0	145	0	0	0	0	0	0	145
Probably should be	2	0	0	0	0	0	0	0	268	0	0	0	0	0	0	268
Probably should not be	3	0	0	0	0	0	0	0	310	0	0	0	0	0	0	310
Definitely should be	4	0	0	0	0	0	0	0	320	0	0	0	0	0	0	320
Can't choose	8	0	0	0	0	0	0	0	95	0	0	0	0	0	0	95
No answer	9	0	0	0	0	0	0	0	11	0	0	0	0	0	0	11
Not applicable	IAP	13626	354	7542	353	5907	10334	2817	1616	2812	4510	2023	2044	1974	2538	58450

1478. How many other close friends do you have - apart from those at work, in your neighbourhood, or family members?

Think, for instance, of friends at clubs, church, or the like.

[VAR: OTHFRD]

<u>RESPONSE</u>	<u>PUNCH</u>	<u>YEAR</u>														
		<u>1972-82</u>	<u>1982B</u>	<u>1983-87</u>	<u>1987B</u>	<u>1988-91</u>	<u>1993-98</u>	<u>2000</u>	<u>2002</u>	<u>2004</u>	<u>2006</u>	<u>2008</u>	<u>2010</u>	<u>2012</u>	<u>2014</u>	<u>ALL</u>
No other close friends	0	0	0	0	0	0	0	0	180	0	0	0	0	0	0	180
1	1	0	0	0	0	0	0	0	57	0	0	0	0	0	0	57
2	2	0	0	0	0	0	0	0	99	0	0	0	0	0	0	99
3	3	0	0	0	0	0	0	0	138	0	0	0	0	0	0	138
4	4	0	0	0	0	0	0	0	88	0	0	0	0	0	0	88
5-9	5-9	0	0	0	0	0	0	0	251	0	0	0	0	0	0	251
10-19	10-19	0	0	0	0	0	0	0	191	0	0	0	0	0	0	191
20-97	20-97	0	0	0	0	0	0	0	131	0	0	0	0	0	0	131
Don't know	98	0	0	0	0	0	0	0	4	0	0	0	0	0	0	4
No answer	99	0	0	0	0	0	0	0	10	0	0	0	0	0	0	10
Not applicable	IAP	13626	354	7542	353	5907	10334	2817	1616	2812	4510	2023	2044	1974	2538	58450

REMARKS: The numbers above are collapsed for convenience of display.

1479. Do you feel that your family, relatives and/or friends make too many demands on you?

[VAR: DEMANDS]

<u>RESPONSE</u>	<u>PUNCH</u>	<u>YEAR</u>														
		<u>1972-82</u>	<u>1982B</u>	<u>1983-87</u>	<u>1987B</u>	<u>1988-91</u>	<u>1993-98</u>	<u>2000</u>	<u>2002</u>	<u>2004</u>	<u>2006</u>	<u>2008</u>	<u>2010</u>	<u>2012</u>	<u>2014</u>	<u>ALL</u>
No, never	1	0	0	0	0	0	0	0	504	0	0	0	0	0	0	504
Yes, but seldom	2	0	0	0	0	0	0	0	282	0	0	0	0	0	0	282
Yes, sometimes	3	0	0	0	0	0	0	0	269	0	0	0	0	0	0	269
Yes, often	4	0	0	0	0	0	0	0	54	0	0	0	0	0	0	54
Yes, very often	5	0	0	0	0	0	0	0	27	0	0	0	0	0	0	27
Don't know	8	0	0	0	0	0	0	0	3	0	0	0	0	0	0	3
No answer	9	0	0	0	0	0	0	0	10	0	0	0	0	0	0	10
Not applicable	IAP	13626	354	7542	353	5907	10334	2817	1616	2812	4510	2023	2044	1974	2538	58450

1480. To what extent do you agree or disagree with the following statements?

A. There are only a few people I can trust completely

[VAR: TRUSTPEO]

<u>RESPONSE</u>	<u>PUNCH</u>	<u>YEAR</u>														
		<u>1972-82</u>	<u>1982B</u>	<u>1983-87</u>	<u>1987B</u>	<u>1988-91</u>	<u>1993-98</u>	<u>2000</u>	<u>2002</u>	<u>2004</u>	<u>2006</u>	<u>2008</u>	<u>2010</u>	<u>2012</u>	<u>2014</u>	<u>ALL</u>
Agree strongly	1	0	0	0	0	0	0	0	445	0	0	0	0	0	0	445
Agree	2	0	0	0	0	0	0	0	455	0	0	0	0	0	0	455
Neither agree nor disagree	3	0	0	0	0	0	0	0	106	0	0	0	0	0	0	106
Disagree	4	0	0	0	0	0	0	0	107	0	0	0	0	0	0	107
Strongly disagree	5	0	0	0	0	0	0	0	18	0	0	0	0	0	0	18
Can't choose	8	0	0	0	0	0	0	0	8	0	0	0	0	0	0	8
No answer	9	0	0	0	0	0	0	0	10	0	0	0	0	0	0	10
Not applicable	IAP	13626	354	7542	353	5907	10334	2817	1616	2812	4510	2023	2044	1974	2538	58450

B. Most of the time you can be sure other people want the best for you

[VAR: WANTBEST]

<u>RESPONSE</u>	<u>PUNCH</u>	<u>YEAR</u>														
		<u>1972-82</u>	<u>1982B</u>	<u>1983-87</u>	<u>1987B</u>	<u>1988-91</u>	<u>1993-98</u>	<u>2000</u>	<u>2002</u>	<u>2004</u>	<u>2006</u>	<u>2008</u>	<u>2010</u>	<u>2012</u>	<u>2014</u>	<u>ALL</u>
Agree strongly	1	0	0	0	0	0	0	0	158	0	0	0	0	0	0	158
Agree	2	0	0	0	0	0	0	0	542	0	0	0	0	0	0	542
Neither agree nor disagree	3	0	0	0	0	0	0	0	268	0	0	0	0	0	0	268
Disagree	4	0	0	0	0	0	0	0	131	0	0	0	0	0	0	131
Strongly disagree	5	0	0	0	0	0	0	0	25	0	0	0	0	0	0	25
Can't choose	8	0	0	0	0	0	0	0	14	0	0	0	0	0	0	14
No answer	9	0	0	0	0	0	0	0	11	0	0	0	0	0	0	11
Not applicable	IAP	13626	354	7542	353	5907	10334	2817	1616	2812	4510	2023	2044	1974	2538	58450

C. If you are not careful, other people will take advantage of you

[VAR: ADVANTGE]

<u>RESPONSE</u>	<u>PUNCH</u>	<u>YEAR</u>														
		<u>1972-82</u>	<u>1982B</u>	<u>1983-87</u>	<u>1987B</u>	<u>1988-91</u>	<u>1993-98</u>	<u>2000</u>	<u>2002</u>	<u>2004</u>	<u>2006</u>	<u>2008</u>	<u>2010</u>	<u>2012</u>	<u>2014</u>	<u>ALL</u>
Agree strongly	1	0	0	0	0	0	0	0	280	0	0	0	0	0	0	280
Agree	2	0	0	0	0	0	0	0	514	0	0	0	0	0	0	514
Neither agree nor disagree	3	0	0	0	0	0	0	0	180	0	0	0	0	0	0	180
Disagree	4	0	0	0	0	0	0	0	143	0	0	0	0	0	0	143
Strongly disagree	5	0	0	0	0	0	0	0	12	0	0	0	0	0	0	12
Can't choose	8	0	0	0	0	0	0	0	9	0	0	0	0	0	0	9
No answer	9	0	0	0	0	0	0	0	11	0	0	0	0	0	0	11
Not applicable	IAP	13626	354	7542	353	5907	10334	2817	1616	2812	4510	2023	2044	1974	2538	58450

1481. How long have you lived in the city, town or local community where you live now?

[VAR: COMYEAR]

RESPONSE	PUNCH	YEAR														
		<u>1972-82</u>	<u>1982B</u>	<u>1983-87</u>	<u>1987B</u>	<u>1988-91</u>	<u>1993-98</u>	<u>2000</u>	<u>2002</u>	<u>2004</u>	<u>2006</u>	<u>2008</u>	<u>2010</u>	<u>2012</u>	<u>2014</u>	<u>ALL</u>
Since before 1920	-1919	0	0	0	0	0	0	0	5	0	0	0	0	0	0	5
Since 1920-1929	1920-1929	0	0	0	0	0	0	0	20	0	0	0	0	0	0	20
Since 1930-1939	1930-1939	0	0	0	0	0	0	0	24	0	0	0	0	0	0	24
Since 1940-1949	1940-1949	0	0	0	0	0	0	0	43	0	0	0	0	0	0	43
Since 1950-1959	1950-1959	0	0	0	0	0	0	0	91	0	0	0	0	0	0	91
Since 1960-1969	1960-1969	0	0	0	0	0	0	0	118	0	0	0	0	0	0	118
Since 1970-1979	1970-1979	0	0	0	0	0	0	0	171	0	0	0	0	0	0	171
Since 1980-1989	1980-1989	0	0	0	0	0	0	0	199	0	0	0	0	0	0	199
Since 1990-1999	1990-1999	0	0	0	0	0	0	0	307	0	0	0	0	0	0	307
Since 2000 or later	2000-2002	0	0	0	0	0	0	0	152	0	0	0	0	0	0	152
Don't know	9998	0	0	0	0	0	0	0	5	0	0	0	0	0	0	5
No answer	9999	0	0	0	0	0	0	0	14	0	0	0	0	0	0	14
Not applicable	IAP	13626	354	7542	353	5907	10334	2817	1616	2812	4510	2023	2044	1974	2538	58450

REMARKS: The numbers above are collapsed for convenience of display.

1482. Suppose you wanted the local government to bring about some improvement in your local community. How likely is it that you would be able to do something about it?

[VAR: LOCALGVT]

RESPONSE	PUNCH	YEAR														
		<u>1972-82</u>	<u>1982B</u>	<u>1983-87</u>	<u>1987B</u>	<u>1988-91</u>	<u>1993-98</u>	<u>2000</u>	<u>2002</u>	<u>2004</u>	<u>2006</u>	<u>2008</u>	<u>2010</u>	<u>2012</u>	<u>2014</u>	<u>ALL</u>
Very likely	1	0	0	0	0	0	0	0	101	0	0	0	0	0	0	101
Somewhat likely	2	0	0	0	0	0	0	0	364	0	0	0	0	0	0	364
Not very likely	3	0	0	0	0	0	0	0	409	0	0	0	0	0	0	409
Not at all likely	4	0	0	0	0	0	0	0	186	0	0	0	0	0	0	186
Don't know	8	0	0	0	0	0	0	0	78	0	0	0	0	0	0	78
No answer	9	0	0	0	0	0	0	0	11	0	0	0	0	0	0	11
Not applicable	IAP	13626	354	7542	353	5907	10334	2817	1616	2812	4510	2023	2044	1974	2538	58450

**1988 ISSP Module: Social Inequality I
(Qs. RANK, OPWLTH-LASTSLF)**

**2000 ISSP Module: Social Inequality III
(Qs. RANK, POSSLQ, OPWLTH-BOOKS16)**

REMARKS: The 1992 ISSP Module: Social Inequality II was conducted as part of the 1992 re-interview of 1991 GSS respondents and does not appear in the GSS cumulative dataset. For more information, see Appendix R.

To begin, we have some questions about opportunities for getting ahead . . .

1483. Please show for each of these how important you think it is for getting ahead in life . . .

A. First, how important is coming from a wealthy family?

[VAR: OPWLTH]

<u>RESPONSE</u>	<u>PUNCH</u>	<u>YEAR</u>														
		<u>1972-82</u>	<u>1982B</u>	<u>1983-87</u>	<u>1987B</u>	<u>1988-91</u>	<u>1993-98</u>	<u>2000</u>	<u>2002</u>	<u>2004</u>	<u>2006</u>	<u>2008</u>	<u>2010</u>	<u>2012</u>	<u>2014</u>	<u>ALL</u>
Essential	1	0	0	49	13	0	0	35	0	0	0	0	0	0	0	97
Very important	2	0	0	203	87	0	0	206	0	0	0	0	0	0	0	496
Fairly important	3	0	0	360	72	0	0	338	0	0	0	0	0	0	0	770
Not very important	4	0	0	411	55	0	0	418	0	0	0	0	0	0	0	884
Not important at all	5	0	0	226	38	0	0	179	0	0	0	0	0	0	0	443
Can't choose	8	0	0	22	13	0	0	42	0	0	0	0	0	0	0	77
No answer	9	0	0	14	1	0	0	54	0	0	0	0	0	0	0	69
Not applicable	IAP	13626	354	6257	74	5907	10334	1545	2765	2812	4510	2023	2044	1974	2538	56763

B. Having well educated parents?

[VAR: OPPARED]

<u>RESPONSE</u>	<u>PUNCH</u>	<u>YEAR</u>														
		<u>1972-82</u>	<u>1982B</u>	<u>1983-87</u>	<u>1987B</u>	<u>1988-91</u>	<u>1993-98</u>	<u>2000</u>	<u>2002</u>	<u>2004</u>	<u>2006</u>	<u>2008</u>	<u>2010</u>	<u>2012</u>	<u>2014</u>	<u>ALL</u>
Essential	1	0	0	74	29	0	0	0	0	0	0	0	0	0	0	103
Very important	2	0	0	417	124	0	0	0	0	0	0	0	0	0	0	541
Fairly important	3	0	0	523	69	0	0	0	0	0	0	0	0	0	0	592
Not very important	4	0	0	184	35	0	0	0	0	0	0	0	0	0	0	219
Not important at all	5	0	0	63	15	0	0	0	0	0	0	0	0	0	0	78
Can't choose	8	0	0	10	6	0	0	0	0	0	0	0	0	0	0	16
No answer	9	0	0	14	1	0	0	0	0	0	0	0	0	0	0	15
Not applicable	IAP	13626	354	6257	74	5907	10334	2817	2765	2812	4510	2023	2044	1974	2538	58035

C. Having a good education yourself?

[VAR: OPEDUC]

<u>RESPONSE</u>	<u>PUNCH</u>	<u>YEAR</u>														
		<u>1972-82</u>	<u>1982B</u>	<u>1983-87</u>	<u>1987B</u>	<u>1988-91</u>	<u>1993-98</u>	<u>2000</u>	<u>2002</u>	<u>2004</u>	<u>2006</u>	<u>2008</u>	<u>2010</u>	<u>2012</u>	<u>2014</u>	<u>ALL</u>
Essential	1	0	0	446	101	0	0	0	0	0	0	0	0	0	0	547
Very important	2	0	0	619	146	0	0	0	0	0	0	0	0	0	0	765
Fairly important	3	0	0	184	25	0	0	0	0	0	0	0	0	0	0	209
Not very important	4	0	0	17	3	0	0	0	0	0	0	0	0	0	0	20
Not important at all	5	0	0	1	0	0	0	0	0	0	0	0	0	0	0	1
Can't choose	8	0	0	2	2	0	0	0	0	0	0	0	0	0	0	4
No answer	9	0	0	16	2	0	0	0	0	0	0	0	0	0	0	18
Not applicable	IAP	13626	354	6257	74	5907	10334	2817	2765	2812	4510	2023	2044	1974	2538	58035

D. Ambition? -- how important is that?

[VAR: OPAMBIT]

<u>RESPONSE</u>	<u>PUNCH</u>	<u>YEAR</u>														
		<u>1972-82</u>	<u>1982B</u>	<u>1983-87</u>	<u>1987B</u>	<u>1988-91</u>	<u>1993-98</u>	<u>2000</u>	<u>2002</u>	<u>2004</u>	<u>2006</u>	<u>2008</u>	<u>2010</u>	<u>2012</u>	<u>2014</u>	<u>ALL</u>
Essential	1	0	0	535	92	0	0	0	0	0	0	0	0	0	0	627
Very important	2	0	0	577	151	0	0	0	0	0	0	0	0	0	0	728
Fairly important	3	0	0	133	21	0	0	0	0	0	0	0	0	0	0	154
Not very important	4	0	0	10	9	0	0	0	0	0	0	0	0	0	0	19
Not important at all	5	0	0	2	0	0	0	0	0	0	0	0	0	0	0	2
Can't choose	8	0	0	13	5	0	0	0	0	0	0	0	0	0	0	18
No answer	9	0	0	15	1	0	0	0	0	0	0	0	0	0	0	16
Not applicable	IAP	13626	354	6257	74	5907	10334	2817	2765	2812	4510	2023	2044	1974	2538	58035

E. Natural ability? -- how important is that?

[VAR: OPABLE]

RESPONSE	PUNCH	YEAR														
		<u>1972-82</u>	<u>1982B</u>	<u>1983-87</u>	<u>1987B</u>	<u>1988-91</u>	<u>1993-98</u>	<u>2000</u>	<u>2002</u>	<u>2004</u>	<u>2006</u>	<u>2008</u>	<u>2010</u>	<u>2012</u>	<u>2014</u>	<u>ALL</u>
Essential	1	0	0	161	49	0	0	0	0	0	0	0	0	0	0	210
Very important	2	0	0	583	155	0	0	0	0	0	0	0	0	0	0	738
Fairly important	3	0	0	458	63	0	0	0	0	0	0	0	0	0	0	521
Not very important	4	0	0	48	5	0	0	0	0	0	0	0	0	0	0	53
Not important at all	5	0	0	5	2	0	0	0	0	0	0	0	0	0	0	7
Can't choose	8	0	0	12	3	0	0	0	0	0	0	0	0	0	0	15
No answer	9	0	0	18	2	0	0	0	0	0	0	0	0	0	0	20
Not applicable	IAP	13626	354	6257	74	5907	10334	2817	2765	2812	4510	2023	2044	1974	2538	58035

F. Hard work -- how important is that for getting ahead in life?

[VAR: OPHRDWRK]

RESPONSE	PUNCH	YEAR														
		<u>1972-82</u>	<u>1982B</u>	<u>1983-87</u>	<u>1987B</u>	<u>1988-91</u>	<u>1993-98</u>	<u>2000</u>	<u>2002</u>	<u>2004</u>	<u>2006</u>	<u>2008</u>	<u>2010</u>	<u>2012</u>	<u>2014</u>	<u>ALL</u>
Essential	1	0	0	475	95	0	0	0	0	0	0	0	0	0	0	570
Very important	2	0	0	661	153	0	0	0	0	0	0	0	0	0	0	814
Fairly important	3	0	0	113	24	0	0	0	0	0	0	0	0	0	0	137
Not very important	4	0	0	17	4	0	0	0	0	0	0	0	0	0	0	21
Not important at all	5	0	0	4	1	0	0	0	0	0	0	0	0	0	0	5
Can't choose	8	0	0	1	1	0	0	0	0	0	0	0	0	0	0	2
No answer	9	0	0	14	1	0	0	0	0	0	0	0	0	0	0	15
Not applicable	IAP	13626	354	6257	74	5907	10334	2817	2765	2812	4510	2023	2044	1974	2538	58035

G. Knowing the right people?

[VAR: OPKNOW]

<u>RESPONSE</u>	<u>PUNCH</u>	<u>YEAR</u>														
		<u>1972-82</u>	<u>1982B</u>	<u>1983-87</u>	<u>1987B</u>	<u>1988-91</u>	<u>1993-98</u>	<u>2000</u>	<u>2002</u>	<u>2004</u>	<u>2006</u>	<u>2008</u>	<u>2010</u>	<u>2012</u>	<u>2014</u>	<u>ALL</u>
Essential	1	0	0	98	39	0	0	155	0	0	0	0	0	0	0	292
Very important	2	0	0	410	138	0	0	410	0	0	0	0	0	0	0	958
Fairly important	3	0	0	575	79	0	0	459	0	0	0	0	0	0	0	1113
Not very important	4	0	0	160	13	0	0	129	0	0	0	0	0	0	0	302
Not important at all	5	0	0	23	4	0	0	44	0	0	0	0	0	0	0	71
Can't choose	8	0	0	5	4	0	0	20	0	0	0	0	0	0	0	29
No answer	9	0	0	14	2	0	0	55	0	0	0	0	0	0	0	71
Not applicable	IAP	13626	354	6257	74	5907	10334	1545	2765	2812	4510	2023	2044	1974	2538	56763

H. Having political connections?

[VAR: OPCLOUT]

<u>RESPONSE</u>	<u>PUNCH</u>	<u>YEAR</u>														
		<u>1972-82</u>	<u>1982B</u>	<u>1983-87</u>	<u>1987B</u>	<u>1988-91</u>	<u>1993-98</u>	<u>2000</u>	<u>2002</u>	<u>2004</u>	<u>2006</u>	<u>2008</u>	<u>2010</u>	<u>2012</u>	<u>2014</u>	<u>ALL</u>
Essential	1	0	0	33	22	0	0	0	0	0	0	0	0	0	0	55
Very important	2	0	0	164	72	0	0	0	0	0	0	0	0	0	0	236
Fairly important	3	0	0	383	82	0	0	0	0	0	0	0	0	0	0	465
Not very important	4	0	0	457	59	0	0	0	0	0	0	0	0	0	0	516
Not important at all	5	0	0	183	30	0	0	0	0	0	0	0	0	0	0	213
Can't choose	8	0	0	51	12	0	0	0	0	0	0	0	0	0	0	63
No answer	9	0	0	14	2	0	0	0	0	0	0	0	0	0	0	16
Not applicable	IAP	13626	354	6257	74	5907	10334	2817	2765	2812	4510	2023	2044	1974	2538	58035

I. A person's race -- how important is that?

[VAR: OPRACE]

<u>RESPONSE</u>	<u>PUNCH</u>	<u>YEAR</u>														
		<u>1972-82</u>	<u>1982B</u>	<u>1983-87</u>	<u>1987B</u>	<u>1988-91</u>	<u>1993-98</u>	<u>2000</u>	<u>2002</u>	<u>2004</u>	<u>2006</u>	<u>2008</u>	<u>2010</u>	<u>2012</u>	<u>2014</u>	<u>ALL</u>
Essential	1	0	0	25	16	0	0	0	0	0	0	0	0	0	0	41
Very important	2	0	0	157	73	0	0	0	0	0	0	0	0	0	0	230
Fairly important	3	0	0	314	49	0	0	0	0	0	0	0	0	0	0	363
Not very important	4	0	0	442	63	0	0	0	0	0	0	0	0	0	0	505
Not important at all	5	0	0	292	67	0	0	0	0	0	0	0	0	0	0	359
Can't choose	8	0	0	41	9	0	0	0	0	0	0	0	0	0	0	50
No answer	9	0	0	14	2	0	0	0	0	0	0	0	0	0	0	16
Not applicable	IAP	13626	354	6257	74	5907	10334	2817	2765	2812	4510	2023	2044	1974	2538	58035

J. A person's religion?

[VAR: OPRELIG]

<u>RESPONSE</u>	<u>PUNCH</u>	<u>YEAR</u>														
		<u>1972-82</u>	<u>1982B</u>	<u>1983-87</u>	<u>1987B</u>	<u>1988-91</u>	<u>1993-98</u>	<u>2000</u>	<u>2002</u>	<u>2004</u>	<u>2006</u>	<u>2008</u>	<u>2010</u>	<u>2012</u>	<u>2014</u>	<u>ALL</u>
Essential	1	0	0	49	25	0	0	0	0	0	0	0	0	0	0	74
Very important	2	0	0	131	58	0	0	0	0	0	0	0	0	0	0	189
Fairly important	3	0	0	177	47	0	0	0	0	0	0	0	0	0	0	224
Not very important	4	0	0	439	67	0	0	0	0	0	0	0	0	0	0	506
Not important at all	5	0	0	443	72	0	0	0	0	0	0	0	0	0	0	515
Can't choose	8	0	0	32	8	0	0	0	0	0	0	0	0	0	0	40
No answer	9	0	0	14	2	0	0	0	0	0	0	0	0	0	0	16
Not applicable	IAP	13626	354	6257	74	5907	10334	2817	2765	2812	4510	2023	2044	1974	2538	58035

K. The part of the country a person comes from?

[VAR: OPREGION]

<u>RESPONSE</u>	<u>PUNCH</u>	<u>YEAR</u>														
		<u>1972-82</u>	<u>1982B</u>	<u>1983-87</u>	<u>1987B</u>	<u>1988-91</u>	<u>1993-98</u>	<u>2000</u>	<u>2002</u>	<u>2004</u>	<u>2006</u>	<u>2008</u>	<u>2010</u>	<u>2012</u>	<u>2014</u>	<u>ALL</u>
Essential	1	0	0	15	15	0	0	0	0	0	0	0	0	0	0	30
Very important	2	0	0	75	29	0	0	0	0	0	0	0	0	0	0	104
Fairly important	3	0	0	187	48	0	0	0	0	0	0	0	0	0	0	235
Not very important	4	0	0	484	91	0	0	0	0	0	0	0	0	0	0	575
Not important at all	5	0	0	477	89	0	0	0	0	0	0	0	0	0	0	566
Can't choose	8	0	0	33	5	0	0	0	0	0	0	0	0	0	0	38
No answer	9	0	0	14	2	0	0	0	0	0	0	0	0	0	0	16
Not applicable	IAP	13626	354	6257	74	5907	10334	2817	2765	2812	4510	2023	2044	1974	2538	58035

L. Being born a man or a woman -- how important is that for getting ahead in life?

[VAR: OPSEX]

<u>RESPONSE</u>	<u>PUNCH</u>	<u>YEAR</u>														
		<u>1972-82</u>	<u>1982B</u>	<u>1983-87</u>	<u>1987B</u>	<u>1988-91</u>	<u>1993-98</u>	<u>2000</u>	<u>2002</u>	<u>2004</u>	<u>2006</u>	<u>2008</u>	<u>2010</u>	<u>2012</u>	<u>2014</u>	<u>ALL</u>
Essential	1	0	0	35	15	0	0	0	0	0	0	0	0	0	0	50
Very important	2	0	0	146	54	0	0	0	0	0	0	0	0	0	0	200
Fairly important	3	0	0	292	50	0	0	0	0	0	0	0	0	0	0	342
Not very important	4	0	0	421	64	0	0	0	0	0	0	0	0	0	0	485
Not important at all	5	0	0	340	77	0	0	0	0	0	0	0	0	0	0	417
Can't choose	8	0	0	31	11	0	0	0	0	0	0	0	0	0	0	42
No answer	9	0	0	20	8	0	0	0	0	0	0	0	0	0	0	28
Not applicable	IAP	13626	354	6257	74	5907	10334	2817	2765	2812	4510	2023	2044	1974	2538	58035

M. A person's political beliefs?

[VAR: OPPOL]

RESPONSE	PUNCH	YEAR														
		<u>1972-82</u>	<u>1982B</u>	<u>1983-87</u>	<u>1987B</u>	<u>1988-91</u>	<u>1993-98</u>	<u>2000</u>	<u>2002</u>	<u>2004</u>	<u>2006</u>	<u>2008</u>	<u>2010</u>	<u>2012</u>	<u>2014</u>	<u>ALL</u>
Essential	1	0	0	18	13	0	0	0	0	0	0	0	0	0	0	31
Very important	2	0	0	93	42	0	0	0	0	0	0	0	0	0	0	135
Fairly important	3	0	0	317	71	0	0	0	0	0	0	0	0	0	0	388
Not very important	4	0	0	479	71	0	0	0	0	0	0	0	0	0	0	550
Not important at all	5	0	0	314	68	0	0	0	0	0	0	0	0	0	0	382
Can't choose	8	0	0	43	6	0	0	0	0	0	0	0	0	0	0	49
No answer	9	0	0	21	8	0	0	0	0	0	0	0	0	0	0	29
Not applicable	IAP	13626	354	6257	74	5907	10334	2817	2765	2812	4510	2023	2044	1974	2538	58035

1484. The way things are in America, people like me and my family have a good chance of improving our standard of living
-- do you agree or disagree?

[VAR: GOODLIFE]

RESPONSE	PUNCH	YEAR														
		<u>1972-82</u>	<u>1982B</u>	<u>1983-87</u>	<u>1987B</u>	<u>1988-91</u>	<u>1993-98</u>	<u>2000</u>	<u>2002</u>	<u>2004</u>	<u>2006</u>	<u>2008</u>	<u>2010</u>	<u>2012</u>	<u>2014</u>	<u>ALL</u>
Strongly agree	1	0	0	239	43	0	764	439	231	158	413	206	178	182	230	3083
Agree	2	0	0	661	130	0	2770	1003	447	423	931	572	611	549	743	8840
Neither agree nor disagree	3	0	0	215	56	0	598	171	96	118	303	203	227	224	296	2507
Disagree	4	0	0	112	23	0	934	217	118	144	275	323	300	306	353	3105
Strongly disagree	5	0	0	19	11	0	176	47	17	30	57	51	52	71	61	592
Can't choose	8	0	0	20	9	0	82	14	3	2	10	10	7	6	3	166
No answer	9	0	0	19	7	0	12	5	0	1	0	0	2	0	1	47
Not applicable	IAP	13626	354	6257	74	5907	4998	921	1853	1936	2521	658	667	636	851	41259

1485. Some people earn a lot of money while others do not earn very much at all. In order to get people to work hard, do you think large differences in pay are . . .

[VAR: INCENTIV]

<u>RESPONSE</u>	<u>PUNCH</u>	<u>YEAR</u>														
		<u>1972-82</u>	<u>1982B</u>	<u>1983-87</u>	<u>1987B</u>	<u>1988-91</u>	<u>1993-98</u>	<u>2000</u>	<u>2002</u>	<u>2004</u>	<u>2006</u>	<u>2008</u>	<u>2010</u>	<u>2012</u>	<u>2014</u>	<u>ALL</u>
Absolutely necessary	1	0	0	224	78	0	0	0	0	0	0	0	0	0	0	302
Probably necessary	2	0	0	635	124	0	0	0	0	0	0	0	0	0	0	759
Probably not necessary	3	0	0	272	29	0	0	0	0	0	0	0	0	0	0	301
Definitely not necessary	4	0	0	72	25	0	0	0	0	0	0	0	0	0	0	97
Can't choose	8	0	0	64	16	0	0	0	0	0	0	0	0	0	0	80
No answer	9	0	0	18	7	0	0	0	0	0	0	0	0	0	0	25
Not applicable	IAP	13626	354	6257	74	5907	10334	2817	2765	2812	4510	2023	2044	1974	2538	58035

1486. Do you agree or disagree . . .

A. People would not want to take extra responsibility at work unless they were paid extra for it.

[VAR: INEQUAL1]

<u>RESPONSE</u>	<u>PUNCH</u>	<u>YEAR</u>														
		<u>1972-82</u>	<u>1982B</u>	<u>1983-87</u>	<u>1987B</u>	<u>1988-91</u>	<u>1993-98</u>	<u>2000</u>	<u>2002</u>	<u>2004</u>	<u>2006</u>	<u>2008</u>	<u>2010</u>	<u>2012</u>	<u>2014</u>	<u>ALL</u>
Strongly agree	1	0	0	221	76	0	526	0	0	0	0	0	0	0	0	823
Agree	2	0	0	661	127	0	592	0	0	0	0	0	0	0	0	1380
Neither agree nor disagree	3	0	0	147	23	0	74	0	0	0	0	0	0	0	0	244
Disagree	4	0	0	201	33	0	174	0	0	0	0	0	0	0	0	408
Strongly disagree	5	0	0	22	8	0	56	0	0	0	0	0	0	0	0	86
Can't choose	8	0	0	14	3	0	14	0	0	0	0	0	0	0	0	31
No answer	9	0	0	19	9	0	8	0	0	0	0	0	0	0	0	36
Not applicable	IAP	13626	354	6257	74	5907	8890	2817	2765	2812	4510	2023	2044	1974	2538	56591

B. Workers would not bother to get skills and qualifications unless they were paid extra for having them.

[VAR: INEQUAL2]

<u>RESPONSE</u>	<u>PUNCH</u>	<u>YEAR</u>														
		<u>1972-82</u>	<u>1982B</u>	<u>1983-87</u>	<u>1987B</u>	<u>1988-91</u>	<u>1993-98</u>	<u>2000</u>	<u>2002</u>	<u>2004</u>	<u>2006</u>	<u>2008</u>	<u>2010</u>	<u>2012</u>	<u>2014</u>	<u>ALL</u>
Strongly agree	1	0	0	170	50	0	0	0	0	0	0	0	0	0	0	220
Agree	2	0	0	553	105	0	0	0	0	0	0	0	0	0	0	658
Neither agree nor disagree	3	0	0	181	40	0	0	0	0	0	0	0	0	0	0	221
Disagree	4	0	0	296	56	0	0	0	0	0	0	0	0	0	0	352
Strongly disagree	5	0	0	41	14	0	0	0	0	0	0	0	0	0	0	55
Can't choose	8	0	0	24	5	0	0	0	0	0	0	0	0	0	0	29
No answer	9	0	0	20	9	0	0	0	0	0	0	0	0	0	0	29
Not applicable	IAP	13626	354	6257	74	5907	10334	2817	2765	2812	4510	2023	2044	1974	2538	58035

C. Inequality continues to exist because it benefits the rich and powerful.

[VAR: INEQUAL3]

<u>RESPONSE</u>	<u>PUNCH</u>	<u>YEAR</u>														
		<u>1972-82</u>	<u>1982B</u>	<u>1983-87</u>	<u>1987B</u>	<u>1988-91</u>	<u>1993-98</u>	<u>2000</u>	<u>2002</u>	<u>2004</u>	<u>2006</u>	<u>2008</u>	<u>2010</u>	<u>2012</u>	<u>2014</u>	<u>ALL</u>
Strongly agree	1	0	0	164	54	0	384	157	0	0	0	179	0	0	0	938
Agree	2	0	0	422	89	0	471	413	0	0	0	375	0	0	0	1770
Neither agree nor disagree	3	0	0	321	58	0	184	309	0	0	0	204	0	0	0	1076
Disagree	4	0	0	227	31	0	193	203	0	0	0	185	0	0	0	839
Strongly disagree	5	0	0	51	8	0	116	56	0	0	0	55	0	0	0	286
Can't choose	8	0	0	77	26	0	90	56	0	0	0	35	0	0	0	284
No answer	9	0	0	23	13	0	6	78	0	0	0	8	0	0	0	128
Not applicable	IAP	13626	354	6257	74	5907	8890	1545	2765	2812	4510	982	2044	1974	2538	54278

- D. No one would study for years to become a lawyer or doctor unless they expected to earn a lot more than ordinary workers.

[VAR: INEQUAL4]

<u>RESPONSE</u>	<u>PUNCH</u>	<u>YEAR</u>														
		<u>1972-82</u>	<u>1982B</u>	<u>1983-87</u>	<u>1987B</u>	<u>1988-91</u>	<u>1993-98</u>	<u>2000</u>	<u>2002</u>	<u>2004</u>	<u>2006</u>	<u>2008</u>	<u>2010</u>	<u>2012</u>	<u>2014</u>	<u>ALL</u>
Strongly agree	1	0	0	320	99	0	0	264	0	0	0	0	0	0	0	683
Agree	2	0	0	536	107	0	0	472	0	0	0	0	0	0	0	1115
Neither agree nor disagree	3	0	0	141	24	0	0	171	0	0	0	0	0	0	0	336
Disagree	4	0	0	225	35	0	0	235	0	0	0	0	0	0	0	495
Strongly disagree	5	0	0	27	5	0	0	45	0	0	0	0	0	0	0	77
Can't choose	8	0	0	11	1	0	0	12	0	0	0	0	0	0	0	24
No answer	9	0	0	25	8	0	0	73	0	0	0	0	0	0	0	106
Not applicable	IAP	13626	354	6257	74	5907	10334	1545	2765	2812	4510	2023	2044	1974	2538	56763

- E. Large differences in income are necessary for America's prosperity.

[VAR: INEQUAL5]

<u>RESPONSE</u>	<u>PUNCH</u>	<u>YEAR</u>														
		<u>1972-82</u>	<u>1982B</u>	<u>1983-87</u>	<u>1987B</u>	<u>1988-91</u>	<u>1993-98</u>	<u>2000</u>	<u>2002</u>	<u>2004</u>	<u>2006</u>	<u>2008</u>	<u>2010</u>	<u>2012</u>	<u>2014</u>	<u>ALL</u>
Strongly agree	1	0	0	67	35	0	114	57	0	0	0	28	0	0	0	301
Agree	2	0	0	325	69	0	287	260	0	0	0	216	0	0	0	1157
Neither agree nor disagree	3	0	0	353	66	0	177	347	0	0	0	177	0	0	0	1120
Disagree	4	0	0	394	64	0	434	394	0	0	0	450	0	0	0	1736
Strongly disagree	5	0	0	68	17	0	361	101	0	0	0	134	0	0	0	681
Can't choose	8	0	0	49	17	0	64	38	0	0	0	29	0	0	0	197
No answer	9	0	0	29	11	0	7	75	0	0	0	7	0	0	0	129
Not applicable	IAP	13626	354	6257	74	5907	8890	1545	2765	2812	4510	982	2044	1974	2538	54278

F. Allowing business to make good profits is the best way to improve everyone's standard of living.

[VAR: INEQUAL6]

<u>RESPONSE</u>	<u>PUNCH</u>	<u>YEAR</u>														
		<u>1972-82</u>	<u>1982B</u>	<u>1983-87</u>	<u>1987B</u>	<u>1988-91</u>	<u>1993-98</u>	<u>2000</u>	<u>2002</u>	<u>2004</u>	<u>2006</u>	<u>2008</u>	<u>2010</u>	<u>2012</u>	<u>2014</u>	<u>ALL</u>
Strongly agree	1	0	0	121	35	0	263	0	0	0	0	0	0	0	419	
Agree	2	0	0	464	90	0	508	0	0	0	0	0	0	0	1062	
Neither agree nor disagree	3	0	0	296	49	0	165	0	0	0	0	0	0	0	510	
Disagree	4	0	0	295	64	0	300	0	0	0	0	0	0	0	659	
Strongly disagree	5	0	0	46	17	0	147	0	0	0	0	0	0	0	210	
Can't choose	8	0	0	41	16	0	54	0	0	0	0	0	0	0	111	
No answer	9	0	0	22	8	0	7	0	0	0	0	0	0	0	37	
Not applicable	IAP	13626	354	6257	74	5907	8890	2817	2765	2812	4510	2023	2044	1974	2538	56591

G. Inequality continues to exist because ordinary people don't join together to get rid of it.

[VAR: INEQUAL7]

<u>RESPONSE</u>	<u>PUNCH</u>	<u>YEAR</u>														
		<u>1972-82</u>	<u>1982B</u>	<u>1983-87</u>	<u>1987B</u>	<u>1988-91</u>	<u>1993-98</u>	<u>2000</u>	<u>2002</u>	<u>2004</u>	<u>2006</u>	<u>2008</u>	<u>2010</u>	<u>2012</u>	<u>2014</u>	<u>ALL</u>
Strongly agree	1	0	0	103	56	0	0	125	0	0	0	0	0	0	284	
Agree	2	0	0	427	107	0	0	410	0	0	0	0	0	0	944	
Neither agree nor disagree	3	0	0	335	40	0	0	319	0	0	0	0	0	0	694	
Disagree	4	0	0	285	43	0	0	213	0	0	0	0	0	0	541	
Strongly disagree	5	0	0	50	6	0	0	73	0	0	0	0	0	0	129	
Can't choose	8	0	0	62	17	0	0	51	0	0	0	0	0	0	130	
No answer	9	0	0	23	10	0	0	81	0	0	0	0	0	0	114	
Not applicable	IAP	13626	354	6257	74	5907	10334	1545	2765	2812	4510	2023	2044	1974	2538	56763

REMARKS: See Appendix N for across survey changes.

1487. We would like to know what you think people in these jobs actually earn. Please write in how much you think they usually earn, each year, before taxes. Many people are not exactly sure about this but your best guess will be close enough. This may be difficult, but it is very important. So please try. Please write in how much they actually earn each year.

A. First, about how much do you think a bricklayer earns?

[VAR: PAYMASON]

<u>RESPONSE</u>	<u>PUNCH</u>	<u>YEAR</u>														
		<u>1972-82</u>	<u>1982B</u>	<u>1983-87</u>	<u>1987B</u>	<u>1988-91</u>	<u>1993-98</u>	<u>2000</u>	<u>2002</u>	<u>2004</u>	<u>2006</u>	<u>2008</u>	<u>2010</u>	<u>2012</u>	<u>2014</u>	<u>ALL</u>
\$0-14999	0-14999	0	0	71	35	0	0	0	0	0	0	0	0	0	0	106
\$15000-29999	15000-29999	0	0	481	93	0	0	0	0	0	0	0	0	0	0	574
\$30000-49999	30000-49999	0	0	470	76	0	0	0	0	0	0	0	0	0	0	546
\$50000-99999	50000-99999	0	0	60	18	0	0	0	0	0	0	0	0	0	0	78
\$100000-999995	999995	0	0	2	2	0	0	0	0	0	0	0	0	0	0	4
Over \$999995	999996	0	0	1	0	0	0	0	0	0	0	0	0	0	0	1
Don't know	999998	0	0	48	20	0	0	0	0	0	0	0	0	0	0	68
No answer	999999	0	0	152	35	0	0	0	0	0	0	0	0	0	0	187
Not applicable	IAP	13626	354	6257	74	5907	10334	2817	2765	2812	4510	2023	2044	1974	2538	58035

B. A doctor in general practice?

[VAR: PAYDOC]

<u>RESPONSE</u>	<u>PUNCH</u>	<u>YEAR</u>														
		<u>1972-82</u>	<u>1982B</u>	<u>1983-87</u>	<u>1987B</u>	<u>1988-91</u>	<u>1993-98</u>	<u>2000</u>	<u>2002</u>	<u>2004</u>	<u>2006</u>	<u>2008</u>	<u>2010</u>	<u>2012</u>	<u>2014</u>	<u>ALL</u>
\$0-14999	0-14999	0	0	15	8	0	0	10	0	0	0	0	0	0	0	33
\$15000-29999	15000-29999	0	0	22	13	0	0	18	0	0	0	0	0	0	0	53
\$30000-49999	30000-49999	0	0	87	49	0	0	40	0	0	0	0	0	0	0	176
\$50000-99999	50000-99999	0	0	498	84	0	0	316	0	0	0	0	0	0	0	898
\$100000-999995	999995	0	0	469	69	0	0	661	0	0	0	0	0	0	0	1199
Over \$999995	999996	0	0	3	0	0	0	12	0	0	0	0	0	0	0	15
Don't know	999998	0	0	43	22	0	0	68	0	0	0	0	0	0	0	133
No answer	999999	0	0	148	34	0	0	147	0	0	0	0	0	0	0	329
Not applicable	IAP	13626	354	6257	74	5907	10334	1545	2765	2812	4510	2023	2044	1974	2538	56763

C. A bank clerk?

[VAR: PAYCLERK]

RESPONSE	PUNCH	YEAR														
		<u>1972-82</u>	<u>1982B</u>	<u>1983-87</u>	<u>1987B</u>	<u>1988-91</u>	<u>1993-98</u>	<u>2000</u>	<u>2002</u>	<u>2004</u>	<u>2006</u>	<u>2008</u>	<u>2010</u>	<u>2012</u>	<u>2014</u>	<u>ALL</u>
\$0-14999	0-14999	0	0	323	77	0	0	0	0	0	0	0	0	0	0	400
\$15000-29999	15000-29999	0	0	667	122	0	0	0	0	0	0	0	0	0	0	789
\$30000-49999	30000-49999	0	0	86	17	0	0	0	0	0	0	0	0	0	0	103
\$50000-99999	50000-99999	0	0	12	5	0	0	0	0	0	0	0	0	0	0	17
\$100000-999995	999995	0	0	0	2	0	0	0	0	0	0	0	0	0	0	2
Over \$999995	999996	0	0	1	0	0	0	0	0	0	0	0	0	0	0	1
Don't know	999998	0	0	48	20	0	0	0	0	0	0	0	0	0	0	68
No answer	999999	0	0	148	36	0	0	0	0	0	0	0	0	0	0	184
Not applicable	IAP	13626	354	6257	74	5907	10334	2817	2765	2812	4510	2023	2044	1974	2538	58035

D. The owner of a small shop?

[VAR: PAYOWNER]

RESPONSE	PUNCH	YEAR														
		<u>1972-82</u>	<u>1982B</u>	<u>1983-87</u>	<u>1987B</u>	<u>1988-91</u>	<u>1993-98</u>	<u>2000</u>	<u>2002</u>	<u>2004</u>	<u>2006</u>	<u>2008</u>	<u>2010</u>	<u>2012</u>	<u>2014</u>	<u>ALL</u>
\$0-14999	0-14999	0	0	114	46	0	0	0	0	0	0	0	0	0	0	160
\$15000-29999	15000-29999	0	0	511	88	0	0	0	0	0	0	0	0	0	0	599
\$30000-49999	30000-49999	0	0	303	49	0	0	0	0	0	0	0	0	0	0	352
\$50000-99999	50000-99999	0	0	121	29	0	0	0	0	0	0	0	0	0	0	150
\$100000-999995	999995	0	0	14	5	0	0	0	0	0	0	0	0	0	0	19
Over \$999995	999996	0	0	0	0	0	0	0	0	0	0	0	0	0	0	0
Don't know	999998	0	0	49	24	0	0	0	0	0	0	0	0	0	0	73
No answer	999999	0	0	173	38	0	0	0	0	0	0	0	0	0	0	211
Not applicable	IAP	13626	354	6257	74	5907	10334	2817	2765	2812	4510	2023	2044	1974	2538	58035

E. The chairman of a large national corporation?

[VAR: PAYEXEC]

<u>RESPONSE</u>	<u>PUNCH</u>	<u>YEAR</u>														
		<u>1972-82</u>	<u>1982B</u>	<u>1983-87</u>	<u>1987B</u>	<u>1988-91</u>	<u>1993-98</u>	<u>2000</u>	<u>2002</u>	<u>2004</u>	<u>2006</u>	<u>2008</u>	<u>2010</u>	<u>2012</u>	<u>2014</u>	<u>ALL</u>
\$0-14999	0-14999	0	0	16	12	0	0	10	0	0	0	0	0	0	0	38
\$15000-29999	15000-29999	0	0	37	18	0	0	9	0	0	0	0	0	0	0	64
\$30000-49999	30000-49999	0	0	61	28	0	0	22	0	0	0	0	0	0	0	111
\$50000-99999	50000-99999	0	0	254	71	0	0	162	0	0	0	0	0	0	0	487
\$100000-999995	999995	0	0	645	87	0	0	574	0	0	0	0	0	0	0	1306
Over \$999995	999996	0	0	64	2	0	0	256	0	0	0	0	0	0	0	322
Don't know	999998	0	0	45	23	0	0	75	0	0	0	0	0	0	0	143
No answer	999999	0	0	163	38	0	0	164	0	0	0	0	0	0	0	365
Not applicable	IAP	13626	354	6257	74	5907	10334	1545	2765	2812	4510	2023	2044	1974	2538	56763

F. A skilled worker in a factory?

[VAR: PAYSKILL]

<u>RESPONSE</u>	<u>PUNCH</u>	<u>YEAR</u>														
		<u>1972-82</u>	<u>1982B</u>	<u>1983-87</u>	<u>1987B</u>	<u>1988-91</u>	<u>1993-98</u>	<u>2000</u>	<u>2002</u>	<u>2004</u>	<u>2006</u>	<u>2008</u>	<u>2010</u>	<u>2012</u>	<u>2014</u>	<u>ALL</u>
\$0-14999	0-14999	0	0	0	0	0	0	11	0	0	0	0	0	0	0	11
\$15000-29999	15000-29999	0	0	0	0	0	0	39	0	0	0	0	0	0	0	39
\$30000-49999	30000-49999	0	0	0	0	0	0	102	0	0	0	0	0	0	0	102
\$50000-99999	50000-99999	0	0	0	0	0	0	283	0	0	0	0	0	0	0	283
\$100000-999995	999995	0	0	0	0	0	0	520	0	0	0	0	0	0	0	520
Over \$999995	999996	0	0	0	0	0	0	82	0	0	0	0	0	0	0	82
Don't know	999998	0	0	0	0	0	0	83	0	0	0	0	0	0	0	83
No answer	999999	0	0	0	0	0	0	152	0	0	0	0	0	0	0	152
Not applicable	IAP	13626	354	7542	353	5907	10334	1545	2765	2812	4510	2023	2044	1974	2538	58327

G. A farm laborer?

[VAR: PAYFARM]

RESPONSE	PUNCH	YEAR														
		<u>1972-82</u>	<u>1982B</u>	<u>1983-87</u>	<u>1987B</u>	<u>1988-91</u>	<u>1993-98</u>	<u>2000</u>	<u>2002</u>	<u>2004</u>	<u>2006</u>	<u>2008</u>	<u>2010</u>	<u>2012</u>	<u>2014</u>	<u>ALL</u>
\$0-14999	0-14999	0	0	611	126	0	0	0	0	0	0	0	0	0	0	737
\$15000-29999	15000-29999	0	0	423	74	0	0	0	0	0	0	0	0	0	0	497
\$30000-49999	30000-49999	0	0	45	15	0	0	0	0	0	0	0	0	0	0	60
\$50000-99999	50000-99999	0	0	10	5	0	0	0	0	0	0	0	0	0	0	15
\$100000-999995	999995	0	0	3	3	0	0	0	0	0	0	0	0	0	0	6
Over \$999995	999996	0	0	0	0	0	0	0	0	0	0	0	0	0	0	0
Don't know	999998	0	0	40	19	0	0	0	0	0	0	0	0	0	0	59
No answer	999999	0	0	153	37	0	0	0	0	0	0	0	0	0	0	190
Not applicable	IAP	13626	354	6257	74	5907	10334	2817	2765	2812	4510	2023	2044	1974	2538	58035

H. A secretary?

[VAR: PAYSEC]

RESPONSE	PUNCH	YEAR														
		<u>1972-82</u>	<u>1982B</u>	<u>1983-87</u>	<u>1987B</u>	<u>1988-91</u>	<u>1993-98</u>	<u>2000</u>	<u>2002</u>	<u>2004</u>	<u>2006</u>	<u>2008</u>	<u>2010</u>	<u>2012</u>	<u>2014</u>	<u>ALL</u>
\$0-14999	0-14999	0	0	377	95	0	0	0	0	0	0	0	0	0	0	472
\$15000-29999	15000-29999	0	0	675	120	0	0	0	0	0	0	0	0	0	0	795
\$30000-49999	30000-49999	0	0	36	5	0	0	0	0	0	0	0	0	0	0	41
\$50000-99999	50000-99999	0	0	3	2	0	0	0	0	0	0	0	0	0	0	5
\$100000-999995	999995	0	0	0	1	0	0	0	0	0	0	0	0	0	0	1
Over \$999995	999996	0	0	1	0	0	0	0	0	0	0	0	0	0	0	1
Don't know	999998	0	0	43	20	0	0	0	0	0	0	0	0	0	0	63
No answer	999999	0	0	150	36	0	0	0	0	0	0	0	0	0	0	186
Not applicable	IAP	13626	354	6257	74	5907	10334	2817	2765	2812	4510	2023	2044	1974	2538	58035

I. A city bus driver?

[VAR: PAYBUS]

<u>RESPONSE</u>	<u>PUNCH</u>	<u>YEAR</u>														
		<u>1972-82</u>	<u>1982B</u>	<u>1983-87</u>	<u>1987B</u>	<u>1988-91</u>	<u>1993-98</u>	<u>2000</u>	<u>2002</u>	<u>2004</u>	<u>2006</u>	<u>2008</u>	<u>2010</u>	<u>2012</u>	<u>2014</u>	<u>ALL</u>
\$0-14999	0-14999	0	0	251	49	0	0	0	0	0	0	0	0	0	0	300
\$15000-29999	15000-29999	0	0	710	136	0	0	0	0	0	0	0	0	0	0	846
\$30000-49999	30000-49999	0	0	118	31	0	0	0	0	0	0	0	0	0	0	149
\$50000-99999	50000-99999	0	0	5	1	0	0	0	0	0	0	0	0	0	0	6
\$100000-999995	999995	0	0	0	1	0	0	0	0	0	0	0	0	0	0	1
Over \$999995	999996	0	0	1	0	0	0	0	0	0	0	0	0	0	0	1
Don't know	999998	0	0	42	22	0	0	0	0	0	0	0	0	0	0	64
No answer	999999	0	0	158	39	0	0	0	0	0	0	0	0	0	0	197
Not applicable	IAP	13626	354	6257	74	5907	10334	2817	2765	2812	4510	2023	2044	1974	2538	58035

J. An unskilled worker in a factory?

[VAR: PAYUNSKL]

<u>RESPONSE</u>	<u>PUNCH</u>	<u>YEAR</u>														
		<u>1972-82</u>	<u>1982B</u>	<u>1983-87</u>	<u>1987B</u>	<u>1988-91</u>	<u>1993-98</u>	<u>2000</u>	<u>2002</u>	<u>2004</u>	<u>2006</u>	<u>2008</u>	<u>2010</u>	<u>2012</u>	<u>2014</u>	<u>ALL</u>
\$0-14999	0-14999	0	0	573	152	0	0	244	0	0	0	0	0	0	0	969
\$15000-29999	15000-29999	0	0	499	67	0	0	639	0	0	0	0	0	0	0	1205
\$30000-49999	30000-49999	0	0	26	6	0	0	134	0	0	0	0	0	0	0	166
\$50000-99999	50000-99999	0	0	1	1	0	0	15	0	0	0	0	0	0	0	17
\$100000-999995	999995	0	0	0	0	0	0	4	0	0	0	0	0	0	0	4
Over \$999995	999996	0	0	1	0	0	0	1	0	0	0	0	0	0	0	2
Don't know	999998	0	0	41	18	0	0	63	0	0	0	0	0	0	0	122
No answer	999999	0	0	144	35	0	0	172	0	0	0	0	0	0	0	351
Not applicable	IAP	13626	354	6257	74	5907	10334	1545	2765	2812	4510	2023	2044	1974	2538	56763

K. A member of the cabinet in the federal government?

[VAR: PAYCABNT]

RESPONSE	PUNCH	YEAR														
		<u>1972-82</u>	<u>1982B</u>	<u>1983-87</u>	<u>1987B</u>	<u>1988-91</u>	<u>1993-98</u>	<u>2000</u>	<u>2002</u>	<u>2004</u>	<u>2006</u>	<u>2008</u>	<u>2010</u>	<u>2012</u>	<u>2014</u>	<u>ALL</u>
\$0-14999	0-14999	0	0	12	6	0	0	11	0	0	0	0	0	0	0	29
\$15000-29999	15000-29999	0	0	23	14	0	0	16	0	0	0	0	0	0	0	53
\$30000-49999	30000-49999	0	0	91	27	0	0	55	0	0	0	0	0	0	0	173
\$50000-99999	50000-99999	0	0	693	129	0	0	349	0	0	0	0	0	0	0	1171
\$100000-999995	999995	0	0	256	39	0	0	575	0	0	0	0	0	0	0	870
Over \$999995	999996	0	0	2	1	0	0	12	0	0	0	0	0	0	0	15
Don't know	999998	0	0	44	25	0	0	90	0	0	0	0	0	0	0	159
No answer	999999	0	0	164	38	0	0	164	0	0	0	0	0	0	0	366
Not applicable	IAP	13626	354	6257	74	5907	10334	1545	2765	2812	4510	2023	2044	1974	2538	56763

L. A lawyer?

[VAR: PAYLAW]

RESPONSE	PUNCH	YEAR														
		<u>1972-82</u>	<u>1982B</u>	<u>1983-87</u>	<u>1987B</u>	<u>1988-91</u>	<u>1993-98</u>	<u>2000</u>	<u>2002</u>	<u>2004</u>	<u>2006</u>	<u>2008</u>	<u>2010</u>	<u>2012</u>	<u>2014</u>	<u>ALL</u>
\$0-14999	0-14999	0	0	0	0	0	0	11	0	0	0	0	0	0	0	11
\$15000-29999	15000-29999	0	0	0	0	0	0	14	0	0	0	0	0	0	0	14
\$30000-49999	30000-49999	0	0	0	0	0	0	39	0	0	0	0	0	0	0	39
\$50000-99999	50000-99999	0	0	0	0	0	0	320	0	0	0	0	0	0	0	320
\$100000-999995	999995	0	0	0	0	0	0	644	0	0	0	0	0	0	0	644
Over \$999995	999996	0	0	0	0	0	0	19	0	0	0	0	0	0	0	19
Don't know	999998	0	0	0	0	0	0	70	0	0	0	0	0	0	0	70
No answer	999999	0	0	0	0	0	0	155	0	0	0	0	0	0	0	155
Not applicable	IAP	13626	354	7542	353	5907	10334	1545	2765	2812	4510	2023	2044	1974	2538	58327

M. A salesclerk in a department store?

[VAR: PAYSALLES]

RESPONSE	PUNCH	YEAR														
		<u>1972-82</u>	<u>1982B</u>	<u>1983-87</u>	<u>1987B</u>	<u>YEAR</u>	<u>1993-98</u>	<u>2000</u>	<u>2002</u>	<u>2004</u>	<u>2006</u>	<u>2008</u>	<u>2010</u>	<u>2012</u>	<u>2014</u>	<u>ALL</u>
\$0-14999	0-14999	0	0	0	0	0	0	213	0	0	0	0	0	0	0	213
\$15000-29999	15000-29999	0	0	0	0	0	0	686	0	0	0	0	0	0	0	686
\$30000-49999	30000-49999	0	0	0	0	0	0	128	0	0	0	0	0	0	0	128
\$50000-99999	50000-99999	0	0	0	0	0	0	15	0	0	0	0	0	0	0	15
\$100000-999995	999995	0	0	0	0	0	0	3	0	0	0	0	0	0	0	3
Over \$999995	999996	0	0	0	0	0	0	1	0	0	0	0	0	0	0	1
Don't know	999998	0	0	0	0	0	0	64	0	0	0	0	0	0	0	64
No answer	999999	0	0	0	0	0	0	162	0	0	0	0	0	0	0	162
Not applicable	IAP	13626	354	7542	353	5907	10334	1545	2765	2812	4510	2023	2044	1974	2538	58327

N. The owner-manager of a large factory?

[VAR: PAYFACTRY]

RESPONSE	PUNCH	YEAR														
		<u>1972-82</u>	<u>1982B</u>	<u>1983-87</u>	<u>1987B</u>	<u>1988-91</u>	<u>1993-98</u>	<u>2000</u>	<u>2002</u>	<u>2004</u>	<u>2006</u>	<u>2008</u>	<u>2010</u>	<u>2012</u>	<u>2014</u>	<u>ALL</u>
\$0-14999	0-14999	0	0	0	0	0	0	11	0	0	0	0	0	0	0	11
\$15000-29999	15000-29999	0	0	0	0	0	0	39	0	0	0	0	0	0	0	39
\$30000-49999	30000-49999	0	0	0	0	0	0	102	0	0	0	0	0	0	0	102
\$50000-99999	50000-99999	0	0	0	0	0	0	283	0	0	0	0	0	0	0	283
\$100000-999995	999995	0	0	0	0	0	0	522	0	0	0	0	0	0	0	522
Over \$999995	999996	0	0	0	0	0	0	81	0	0	0	0	0	0	0	81
Don't know	999998	0	0	0	0	0	0	83	0	0	0	0	0	0	0	83
No answer	999999	0	0	0	0	0	0	152	0	0	0	0	0	0	0	152
Not applicable	IAP	13626	354	7542	353	5907	10334	1545	2765	2812	4510	2023	2044	1974	2538	58327

O. A Supreme Court Justice?

[VAR: PAYJUDGE]

RESPONSE	PUNCH	YEAR							2000	2002	2004	2006	2008	2010	2012	2014	ALL
		1972-82	1982B	1983-87	1987B	1988-91	1993-98										
\$0-14999	0-14999	0	0	0	0	0	0	9	0	0	0	0	0	0	0	0	9
\$15000-29999	15000-29999	0	0	0	0	0	0	23	0	0	0	0	0	0	0	0	23
\$30000-49999	30000-49999	0	0	0	0	0	0	29	0	0	0	0	0	0	0	0	29
\$50000-99999	50000-99999	0	0	0	0	0	0	270	0	0	0	0	0	0	0	0	270
\$100000-999995	999995	0	0	0	0	0	0	686	0	0	0	0	0	0	0	0	686
Over \$999995	999996	0	0	0	0	0	0	16	0	0	0	0	0	0	0	0	16
Don't know	999998	0	0	0	0	0	0	86	0	0	0	0	0	0	0	0	86
No answer	999999	0	0	0	0	0	0	153	0	0	0	0	0	0	0	0	153
Not applicable	IAP	13626	354	7542	353	5907	10334	1545	2765	2812	4510	2023	2044	1974	2538	58327	

P. People in your occupation - about how much do they actually earn?

[VAR: PAYROCC]

RESPONSE	PUNCH	YEAR							2000	2002	2004	2006	2008	2010	2012	2014	ALL
		1972-82	1982B	1983-87	1987B	1988-91	1993-98										
\$0-14999	0-14999	0	0	0	0	0	0	122	0	0	0	0	0	0	0	0	122
\$15000-29999	15000-29999	0	0	0	0	0	0	318	0	0	0	0	0	0	0	0	318
\$30000-49999	30000-49999	0	0	0	0	0	0	316	0	0	0	0	0	0	0	0	316
\$50000-99999	50000-99999	0	0	0	0	0	0	211	0	0	0	0	0	0	0	0	211
\$100000-999995	999995	0	0	0	0	0	0	50	0	0	0	0	0	0	0	0	50
Over \$999995	999996	0	0	0	0	0	0	3	0	0	0	0	0	0	0	0	3
Never worked	999997	0	0	0	0	0	0	18	0	0	0	0	0	0	0	0	18
Don't know	999998	0	0	0	0	0	0	43	0	0	0	0	0	0	0	0	43
No answer	999999	0	0	0	0	0	0	191	0	0	0	0	0	0	0	0	191
Not applicable	IAP	13626	354	7542	353	5907	10334	1545	2765	2812	4510	2023	2044	1974	2538	58327	

REMARKS: The numbers above have been collapsed for convenience of display.

1488. Next, what do you think people in these jobs ought to be paid -- how much do you think they should earn each year before taxes, regardless of what they actually get? Please write in how much they should earn each year.

A. First, about how much do you think a bricklayer should earn?

[VAR: GIVMASON]

RESPONSE	PUNCH	YEAR														
		1972-82	1982B	1983-87	1987B	1988-91	1993-98	2000	2002	2004	2006	2008	2010	2012	2014	ALL
\$0-14999	0-14999	0	0	44	17	0	0	0	0	0	0	0	0	0	0	61
\$15000-29999	15000-29999	0	0	479	87	0	0	0	0	0	0	0	0	0	0	566
\$30000-49999	30000-49999	0	0	458	73	0	0	0	0	0	0	0	0	0	0	531
\$50000-99999	50000-99999	0	0	62	30	0	0	0	0	0	0	0	0	0	0	92
\$100000-999991	999995	0	0	3	1	0	0	0	0	0	0	0	0	0	0	4
MT now paid	999992	0	0	0	1	0	0	0	0	0	0	0	0	0	0	1
Same as now paid	999993	0	0	1	0	0	0	0	0	0	0	0	0	0	0	1
LT now paid	999994	0	0	0	0	0	0	0	0	0	0	0	0	0	0	0
Over \$100000	999996	0	0	1	0	0	0	0	0	0	0	0	0	0	0	1
Never worked	999997	0	0	0	0	0	0	0	0	0	0	0	0	0	0	0
Don't know	999998	0	0	51	25	0	0	0	0	0	0	0	0	0	0	76
No answer	999999	0	0	186	45	0	0	0	0	0	0	0	0	0	0	231
Not applicable	IAP	13626	354	6257	74	5907	10334	2817	2765	2812	4510	2023	2044	1974	2538	58035

B. A doctor in general practice?

[VAR: GIVDOC]

RESPONSE	PUNCH	YEAR														
		1972-82	1982B	1983-87	1987B	1988-91	1993-98	2000	2002	2004	2006	2008	2010	2012	2014	ALL
\$0-14999	0-14999	0	0	11	8	0	0	10	0	0	0	0	0	0	0	29
\$15000-29999	15000-29999	0	0	45	16	0	0	11	0	0	0	0	0	0	0	72
\$30000-49999	30000-49999	0	0	126	39	0	0	41	0	0	0	0	0	0	0	206
\$50000-99999	50000-99999	0	0	553	96	0	0	352	0	0	0	0	0	0	0	1001
\$100000-999995	999995	0	0	318	51	0	0	589	0	0	0	0	0	0	0	958
MT now paid	999992	0	0	0	1	0	0	0	0	0	0	0	0	0	0	1
Same as now paid	999993	0	0	1	0	0	0	0	0	0	0	0	0	0	0	1
LT now paid	999994	0	0	0	0	0	0	0	0	0	0	0	0	0	0	0
Over \$999995	999996	0	0	1	0	0	0	7	0	0	0	0	0	0	0	8
Don't know	999998	0	0	49	25	0	0	64	0	0	0	0	0	0	0	138
No answer	999999	0	0	181	43	0	0	198	0	0	0	0	0	0	0	422
Not applicable	IAP	13626	354	6257	74	5907	10334	1545	2765	2812	4510	2023	2044	1974	2538	56763

C. A bank clerk?

[VAR: GIVCLERK]

RESPONSE	PUNCH	YEAR														
		<u>1972-82</u>	<u>1982B</u>	<u>1983-87</u>	<u>1987B</u>	<u>1988-91</u>	<u>1993-98</u>	<u>2000</u>	<u>2002</u>	<u>2004</u>	<u>2006</u>	<u>2008</u>	<u>2010</u>	<u>2012</u>	<u>2014</u>	<u>ALL</u>
\$0-14999	0-14999	0	0	188	53	0	0	0	0	0	0	0	0	0	0	241
\$15000-29999	15000-29999	0	0	754	126	0	0	0	0	0	0	0	0	0	0	880
\$30000-49999	30000-49999	0	0	99	22	0	0	0	0	0	0	0	0	0	0	121
\$50000-99999	50000-99999	0	0	13	9	0	0	0	0	0	0	0	0	0	0	22
\$100000-999995	999995	0	0	1	0	0	0	0	0	0	0	0	0	0	0	1
MT now paid	999992	0	0	1	0	0	0	0	0	0	0	0	0	0	0	1
Same as now paid	999993	0	0	1	0	0	0	0	0	0	0	0	0	0	0	1
LT now paid	999994	0	0	0	1	0	0	0	0	0	0	0	0	0	0	1
Over \$999995	999996	0	0	0	0	0	0	0	0	0	0	0	0	0	0	0
Don't know	999998	0	0	51	24	0	0	0	0	0	0	0	0	0	0	75
No answer	999999	0	0	177	44	0	0	0	0	0	0	0	0	0	0	221
Not applicable	IAP	13626	354	6257	74	5907	10334	2817	2765	2812	4510	2023	2044	1974	2538	58035

D. The owner of a small shop?

[VAR: GIVOWNER]

RESPONSE	PUNCH	YEAR														
		<u>1972-82</u>	<u>1982B</u>	<u>1983-87</u>	<u>1987B</u>	<u>1988-91</u>	<u>1993-98</u>	<u>2000</u>	<u>2002</u>	<u>2004</u>	<u>2006</u>	<u>2008</u>	<u>2010</u>	<u>2012</u>	<u>2014</u>	<u>ALL</u>
\$0-14999	0-14999	0	0	62	30	0	0	0	0	0	0	0	0	0	0	92
\$15000-29999	15000-29999	0	0	424	76	0	0	0	0	0	0	0	0	0	0	500
\$30000-49999	30000-49999	0	0	365	59	0	0	0	0	0	0	0	0	0	0	424
\$50000-99999	50000-99999	0	0	154	35	0	0	0	0	0	0	0	0	0	0	189
\$100000-999995	999995	0	0	19	4	0	0	0	0	0	0	0	0	0	0	23
MT now paid	999992	0	0	1	1	0	0	0	0	0	0	0	0	0	0	2
Same as now paid	999993	0	0	2	0	0	0	0	0	0	0	0	0	0	0	2
LT now paid	999994	0	0	0	0	0	0	0	0	0	0	0	0	0	0	0
Over \$999995	999996	0	0	0	0	0	0	0	0	0	0	0	0	0	0	0
Don't know	999998	0	0	57	27	0	0	0	0	0	0	0	0	0	0	84
No answer	999999	0	0	201	47	0	0	0	0	0	0	0	0	0	0	248
Not applicable	IAP	13626	354	6257	74	5907	10334	2817	2765	2812	4510	2023	2044	1974	2538	58035

E. The chairman of a large national corporation?

[VAR: GIVEXEC]

<u>RESPONSE</u>	<u>PUNCH</u>	<u>YEAR</u>														
		<u>1972-82</u>	<u>1982B</u>	<u>1983-87</u>	<u>1987B</u>	<u>1988-91</u>	<u>1993-98</u>	<u>2000</u>	<u>2002</u>	<u>2004</u>	<u>2006</u>	<u>2008</u>	<u>2010</u>	<u>2012</u>	<u>2014</u>	<u>ALL</u>
\$0-14999	0-14999	0	0	19	14	0	0	7	0	0	0	0	0	0	0	40
\$15000-29999	15000-29999	0	0	64	23	0	0	19	0	0	0	0	0	0	0	106
\$30000-49999	30000-49999	0	0	136	30	0	0	39	0	0	0	0	0	0	0	205
\$50000-99999	50000-99999	0	0	343	85	0	0	274	0	0	0	0	0	0	0	702
\$100000-999995	999995	0	0	456	55	0	0	577	0	0	0	0	0	0	0	1088
MT now paid	999992	0	0	1	0	0	0	0	0	0	0	0	0	0	0	1
Same as now paid	999993	0	0	1	0	0	0	0	0	0	0	0	0	0	0	1
LT now paid	999994	0	0	2	1	0	0	0	0	0	0	0	0	0	0	3
Over \$999995	999996	0	0	19	0	0	0	82	0	0	0	0	0	0	0	101
Don't know	999998	0	0	55	26	0	0	70	0	0	0	0	0	0	0	151
No answer	999999	0	0	189	45	0	0	204	0	0	0	0	0	0	0	438
Not applicable	IAP	13626	354	6257	74	5907	10334	1545	2765	2812	4510	2023	2044	1974	2538	56763

F. A skilled worker in a factory?

[VAR: GIVSKILL]

<u>RESPONSE</u>	<u>PUNCH</u>	<u>YEAR</u>														
		<u>1972-82</u>	<u>1982B</u>	<u>1983-87</u>	<u>1987B</u>	<u>1988-91</u>	<u>1993-98</u>	<u>2000</u>	<u>2002</u>	<u>2004</u>	<u>2006</u>	<u>2008</u>	<u>2010</u>	<u>2012</u>	<u>2014</u>	<u>ALL</u>
\$0-14999	0-14999	0	0	60	28	0	0	19	0	0	0	0	0	0	0	107
\$15000-29999	15000-29999	0	0	517	108	0	0	230	0	0	0	0	0	0	0	855
\$30000-49999	30000-49999	0	0	427	63	0	0	507	0	0	0	0	0	0	0	997
\$50000-99999	50000-99999	0	0	47	10	0	0	240	0	0	0	0	0	0	0	297
\$100000-999995	999995	0	0	2	2	0	0	10	0	0	0	0	0	0	0	14
MT now paid	999992	0	0	1	0	0	0	0	0	0	0	0	0	0	0	1
Same as now paid	999993	0	0	2	0	0	0	0	0	0	0	0	0	0	0	2
LT now paid	999994	0	0	0	1	0	0	0	0	0	0	0	0	0	0	1
Over \$999995	999996	0	0	1	0	0	0	1	0	0	0	0	0	0	0	2
Don't know	999998	0	0	49	24	0	0	60	0	0	0	0	0	0	0	133
No answer	999999	0	0	179	43	0	0	205	0	0	0	0	0	0	0	427
Not applicable	IAP	13626	354	6257	74	5907	10334	1545	2765	2812	4510	2023	2044	1974	2538	56763

G. A farm laborer?

[VAR: GIVFARM]

RESPONSE	PUNCH	YEAR														
		<u>1972-82</u>	<u>1982B</u>	<u>1983-87</u>	<u>1987B</u>	<u>1988-91</u>	<u>1993-98</u>	<u>2000</u>	<u>2002</u>	<u>2004</u>	<u>2006</u>	<u>2008</u>	<u>2010</u>	<u>2012</u>	<u>2014</u>	<u>ALL</u>
\$0-14999	0-14999	0	0	270	58	0	0	0	0	0	0	0	0	0	0	328
\$15000-29999	15000-29999	0	0	603	106	0	0	0	0	0	0	0	0	0	0	709
\$30000-49999	30000-49999	0	0	139	29	0	0	0	0	0	0	0	0	0	0	168
\$50000-99999	50000-99999	0	0	34	12	0	0	0	0	0	0	0	0	0	0	46
\$100000-999995	999995	0	0	5	2	0	0	0	0	0	0	0	0	0	0	7
MT now paid	999992	0	0	1	1	0	0	0	0	0	0	0	0	0	0	2
Same as now paid	999993	0	0	1	0	0	0	0	0	0	0	0	0	0	0	1
LT now paid	999994	0	0	0	0	0	0	0	0	0	0	0	0	0	0	0
Over \$999995	999996	0	0	0	0	0	0	0	0	0	0	0	0	0	0	0
Don't know	999998	0	0	48	24	0	0	0	0	0	0	0	0	0	0	72
No answer	999999	0	0	184	47	0	0	0	0	0	0	0	0	0	0	231
Not applicable	IAP	13626	354	6257	74	5907	10334	2817	2765	2812	4510	2023	2044	1974	2538	58035

H. A secretary?

[VAR: GIVSEC]

RESPONSE	PUNCH	YEAR														
		<u>1972-82</u>	<u>1982B</u>	<u>1983-87</u>	<u>1987B</u>	<u>1988-91</u>	<u>1993-98</u>	<u>2000</u>	<u>2002</u>	<u>2004</u>	<u>2006</u>	<u>2008</u>	<u>2010</u>	<u>2012</u>	<u>2014</u>	<u>ALL</u>
\$0-14999	0-14999	0	0	180	55	0	0	0	0	0	0	0	0	0	0	235
\$15000-29999	15000-29999	0	0	771	133	0	0	0	0	0	0	0	0	0	0	904
\$30000-49999	30000-49999	0	0	92	20	0	0	0	0	0	0	0	0	0	0	112
\$50000-99999	50000-99999	0	0	7	2	0	0	0	0	0	0	0	0	0	0	9
\$100000-999995	999995	0	0	2	1	0	0	0	0	0	0	0	0	0	0	3
MT now paid	999992	0	0	1	0	0	0	0	0	0	0	0	0	0	0	1
Same as now paid	999993	0	0	2	0	0	0	0	0	0	0	0	0	0	0	2
LT now paid	999994	0	0	0	1	0	0	0	0	0	0	0	0	0	0	1
Over \$999995	999996	0	0	0	0	0	0	0	0	0	0	0	0	0	0	0
Don't know	999998	0	0	52	24	0	0	0	0	0	0	0	0	0	0	76
No answer	999999	0	0	178	43	0	0	0	0	0	0	0	0	0	0	221
Not applicable	IAP	13626	354	6257	74	5907	10334	2817	2765	2812	4510	2023	2044	1974	2538	58035

I. A city bus driver?

[VAR: GIVBUS]

RESPONSE	PUNCH	YEAR														
		<u>1972-82</u>	<u>1982B</u>	<u>1983-87</u>	<u>1987B</u>	<u>1988-91</u>	<u>1993-98</u>	<u>2000</u>	<u>2002</u>	<u>2004</u>	<u>2006</u>	<u>2008</u>	<u>2010</u>	<u>2012</u>	<u>2014</u>	<u>ALL</u>
\$0-14999	0-14999	0	0	172	35	0	0	0	0	0	0	0	0	0	0	207
\$15000-29999	15000-29999	0	0	738	117	0	0	0	0	0	0	0	0	0	0	855
\$30000-49999	30000-49999	0	0	131	48	0	0	0	0	0	0	0	0	0	0	179
\$50000-99999	50000-99999	0	0	8	6	0	0	0	0	0	0	0	0	0	0	14
\$100000-999995	999995	0	0	1	0	0	0	0	0	0	0	0	0	0	0	1
MT now paid	999992	0	0	1	0	0	0	0	0	0	0	0	0	0	0	1
Same as now paid	999993	0	0	2	0	0	0	0	0	0	0	0	0	0	0	2
LT now paid	999994	0	0	0	1	0	0	0	0	0	0	0	0	0	0	1
Over \$999995	999996	0	0	0	0	0	0	0	0	0	0	0	0	0	0	0
Don't know	999998	0	0	49	25	0	0	0	0	0	0	0	0	0	0	74
No answer	999999	0	0	183	47	0	0	0	0	0	0	0	0	0	0	230
Not applicable	IAP	13626	354	6257	74	5907	10334	2817	2765	2812	4510	2023	2044	1974	2538	58035

J. An unskilled worker in a factory?

[VAR: GIVUNSKL]

RESPONSE	PUNCH	YEAR														
		<u>1972-82</u>	<u>1982B</u>	<u>1983-87</u>	<u>1987B</u>	<u>1988-91</u>	<u>1993-98</u>	<u>2000</u>	<u>2002</u>	<u>2004</u>	<u>2006</u>	<u>2008</u>	<u>2010</u>	<u>2012</u>	<u>2014</u>	<u>ALL</u>
\$0-14999	0-14999	0	0	332	94	0	0	84	0	0	0	0	0	0	0	510
\$15000-29999	15000-29999	0	0	668	105	0	0	595	0	0	0	0	0	0	0	1368
\$30000-49999	30000-49999	0	0	48	10	0	0	273	0	0	0	0	0	0	0	331
\$50000-99999	50000-99999	0	0	3	1	0	0	42	0	0	0	0	0	0	0	46
\$100000-999995	999995	0	0	1	2	0	0	9	0	0	0	0	0	0	0	12
MT now paid	999992	0	0	1	0	0	0	0	0	0	0	0	0	0	0	1
Same as now paid	999993	0	0	2	0	0	0	0	0	0	0	0	0	0	0	2
LT now paid	999994	0	0	0	1	0	0	0	0	0	0	0	0	0	0	1
Over \$999995	999996	0	0	0	0	0	0	1	0	0	0	0	0	0	0	1
Don't know	999998	0	0	49	24	0	0	60	0	0	0	0	0	0	0	133
No answer	999999	0	0	181	42	0	0	208	0	0	0	0	0	0	0	431
Not applicable	IAP	13626	354	6257	74	5907	10334	1545	2765	2812	4510	2023	2044	1974	2538	56763

K. A member of the cabinet in the federal government?

[VAR: GIVCABNT]

<u>RESPONSE</u>	<u>PUNCH</u>	<u>YEAR</u>														
		<u>1972-82</u>	<u>1982B</u>	<u>1983-87</u>	<u>1987B</u>	<u>1988-91</u>	<u>1993-98</u>	<u>2000</u>	<u>2002</u>	<u>2004</u>	<u>2006</u>	<u>2008</u>	<u>2010</u>	<u>2012</u>	<u>2014</u>	<u>ALL</u>
\$0-14999	0-14999	0	0	27	13	0	0	13	0	0	0	0	0	0	0	53
\$15000-29999	15000-29999	0	0	64	22	0	0	35	0	0	0	0	0	0	0	121
\$30000-49999	30000-49999	0	0	206	41	0	0	80	0	0	0	0	0	0	0	327
\$50000-99999	50000-99999	0	0	592	108	0	0	476	0	0	0	0	0	0	0	1176
\$100000-999995	999995	0	0	150	22	0	0	371	0	0	0	0	0	0	0	543
MT now paid	999992	0	0	0	0	0	0	0	0	0	0	0	0	0	0	0
Same as now paid	999993	0	0	1	0	0	0	0	0	0	0	0	0	0	0	1
LT now paid	999994	0	0	1	2	0	0	0	0	0	0	0	0	0	0	3
Over \$999995	999996	0	0	1	0	0	0	5	0	0	0	0	0	0	0	6
Don't know	999998	0	0	53	27	0	0	79	0	0	0	0	0	0	0	159
No answer	999999	0	0	190	44	0	0	213	0	0	0	0	0	0	0	447
Not applicable	IAP	13626	354	6257	74	5907	10334	1545	2765	2812	4510	2023	2044	1974	2538	56763

L. A lawyer?

[VAR: GIVLAW]

<u>RESPONSE</u>	<u>PUNCH</u>	<u>YEAR</u>														
		<u>1972-82</u>	<u>1982B</u>	<u>1983-87</u>	<u>1987B</u>	<u>1988-91</u>	<u>1993-98</u>	<u>2000</u>	<u>2002</u>	<u>2004</u>	<u>2006</u>	<u>2008</u>	<u>2010</u>	<u>2012</u>	<u>2014</u>	<u>ALL</u>
\$0-14999	0-14999	0	0	0	0	0	0	11	0	0	0	0	0	0	0	11
\$15000-29999	15000-29999	0	0	0	0	0	0	26	0	0	0	0	0	0	0	26
\$30000-49999	30000-49999	0	0	0	0	0	0	58	0	0	0	0	0	0	0	58
\$50000-99999	50000-99999	0	0	0	0	0	0	425	0	0	0	0	0	0	0	425
\$100000-999995	999995	0	0	0	0	0	0	469	0	0	0	0	0	0	0	469
MT now paid	999992	0	0	0	0	0	0	0	0	0	0	0	0	0	0	0
Same as now paid	999993	0	0	0	0	0	0	0	0	0	0	0	0	0	0	0
LT now paid	999994	0	0	0	0	0	0	0	0	0	0	0	0	0	0	0
Over \$999995	999996	0	0	0	0	0	0	8	0	0	0	0	0	0	0	8
Don't know	999998	0	0	0	0	0	0	66	0	0	0	0	0	0	0	66
No answer	999999	0	0	0	0	0	0	209	0	0	0	0	0	0	0	209
Not applicable	IAP	13626	354	7542	353	5907	10334	1545	2765	2812	4510	2023	2044	1974	2538	58327

M. A salesclerk in a department store?

[VAR: GIVSALES]

RESPONSE	PUNCH	YEAR														
		<u>1972-82</u>	<u>1982B</u>	<u>1983-87</u>	<u>1987B</u>	<u>1988-91</u>	<u>1993-98</u>	<u>2000</u>	<u>2002</u>	<u>2004</u>	<u>2006</u>	<u>2008</u>	<u>2010</u>	<u>2012</u>	<u>2014</u>	<u>ALL</u>
\$0-14999	0-14999	0	0	0	0	0	0	55	0	0	0	0	0	0	0	55
\$15000-29999	15000-29999	0	0	0	0	0	0	600	0	0	0	0	0	0	0	600
\$30000-49999	30000-49999	0	0	0	0	0	0	296	0	0	0	0	0	0	0	296
\$50000-99999	50000-99999	0	0	0	0	0	0	48	0	0	0	0	0	0	0	48
\$100000-999995	999995	0	0	0	0	0	0	8	0	0	0	0	0	0	0	8
MT now paid	999992	0	0	0	0	0	0	0	0	0	0	0	0	0	0	0
Same as now paid	999993	0	0	0	0	0	0	0	0	0	0	0	0	0	0	0
LT now paid	999994	0	0	0	0	0	0	0	0	0	0	0	0	0	0	0
Over \$999995	999996	0	0	0	0	0	0	1	0	0	0	0	0	0	0	1
Don't know	999998	0	0	0	0	0	0	63	0	0	0	0	0	0	0	63
No answer	999999	0	0	0	0	0	0	201	0	0	0	0	0	0	0	201
Not applicable	IAP	13626	354	7542	353	5907	10334	1545	2765	2812	4510	2023	2044	1974	2538	58327

N. The owner-manager of a large factory?

[VAR: GIVFACTRY]

RESPONSE	PUNCH	YEAR														
		<u>1972-82</u>	<u>1982B</u>	<u>1983-87</u>	<u>1987B</u>	<u>1988-91</u>	<u>1993-98</u>	<u>2000</u>	<u>2002</u>	<u>2004</u>	<u>2006</u>	<u>2008</u>	<u>2010</u>	<u>2012</u>	<u>2014</u>	<u>ALL</u>
\$0-14999	0-14999	0	0	0	0	0	0	6	0	0	0	0	0	0	0	6
\$15000-29999	15000-29999	0	0	0	0	0	0	35	0	0	0	0	0	0	0	35
\$30000-49999	30000-49999	0	0	0	0	0	0	94	0	0	0	0	0	0	0	94
\$50000-99999	50000-99999	0	0	0	0	0	0	341	0	0	0	0	0	0	0	341
\$100000-999995	999995	0	0	0	0	0	0	467	0	0	0	0	0	0	0	467
Over \$999995	999996	0	0	0	0	0	0	50	0	0	0	0	0	0	0	50
Don't know	999998	0	0	0	0	0	0	78	0	0	0	0	0	0	0	78
No answer	999999	0	0	0	0	0	0	201	0	0	0	0	0	0	0	201
Not applicable	IAP	13626	354	7542	353	5907	10334	1545	2765	2812	4510	2023	2044	1974	2538	58327

O. A Supreme Court Justice?

[VAR: GIVJUDGE]

RESPONSE	PUNCH	YEAR														
		<u>1972-82</u>	<u>1982B</u>	<u>1983-87</u>	<u>1987B</u>	<u>1988-91</u>	<u>1993-98</u>	<u>2000</u>	<u>2002</u>	<u>2004</u>	<u>2006</u>	<u>2008</u>	<u>2010</u>	<u>2012</u>	<u>2014</u>	<u>ALL</u>
\$0-14999	0-14999	0	0	0	0	0	0	9	0	0	0	0	0	0	0	9
\$15000-29999	15000-29999	0	0	0	0	0	0	20	0	0	0	0	0	0	0	20
\$30000-49999	30000-49999	0	0	0	0	0	0	46	0	0	0	0	0	0	0	46
\$50000-99999	50000-99999	0	0	0	0	0	0	336	0	0	0	0	0	0	0	336
\$100000-999995	999995	0	0	0	0	0	0	570	0	0	0	0	0	0	0	570
MT now paid	999992	0	0	0	0	0	0	0	0	0	0	0	0	0	0	0
Same as now paid	999993	0	0	0	0	0	0	0	0	0	0	0	0	0	0	0
LT now paid	999994	0	0	0	0	0	0	0	0	0	0	0	0	0	0	0
Over \$999995	999996	0	0	0	0	0	0	10	0	0	0	0	0	0	0	10
Don't know	999998	0	0	0	0	0	0	79	0	0	0	0	0	0	0	79
No answer	999999	0	0	0	0	0	0	202	0	0	0	0	0	0	0	202
Not applicable	IAP	13626	354	7542	353	5907	10334	1545	2765	2812	4510	2023	2044	1974	2538	58327

P. People in your occupation - about how much ought they earn?

[VAR: GIVROCC]

RESPONSE	PUNCH	YEAR														
		<u>1972-82</u>	<u>1982B</u>	<u>1983-87</u>	<u>1987B</u>	<u>1988-91</u>	<u>1993-98</u>	<u>2000</u>	<u>2002</u>	<u>2004</u>	<u>2006</u>	<u>2008</u>	<u>2010</u>	<u>2012</u>	<u>2014</u>	<u>ALL</u>
\$0-14999	0-14999	0	0	0	0	0	0	45	0	0	0	0	0	0	0	45
\$15000-29999	15000-29999	0	0	0	0	0	0	202	0	0	0	0	0	0	0	202
\$30000-49999	30000-49999	0	0	0	0	0	0	363	0	0	0	0	0	0	0	363
\$50000-99999	50000-99999	0	0	0	0	0	0	305	0	0	0	0	0	0	0	305
\$100000-999995	999995	0	0	0	0	0	0	72	0	0	0	0	0	0	0	72
MT now paid	999992	0	0	0	0	0	0	0	0	0	0	0	0	0	0	0
Same as now paid	999993	0	0	0	0	0	0	0	0	0	0	0	0	0	0	0
LT now paid	999994	0	0	0	0	0	0	0	0	0	0	0	0	0	0	0
Over \$999995	999996	0	0	0	0	0	0	4	0	0	0	0	0	0	0	4
Never worked	999997	0	0	0	0	0	0	18	0	0	0	0	0	0	0	18
Don't know	999998	0	0	0	0	0	0	49	0	0	0	0	0	0	0	49
No answer	999999	0	0	0	0	0	0	214	0	0	0	0	0	0	0	214
Not applicable	IAP	13626	354	7542	353	5907	10334	1545	2765	2812	4510	2023	2044	1974	2538	58327

REMARKS: These questions code exact number of dollars mentioned. The numbers above are for convenience of display.

1489. Do you agree or disagree?

A. Differences in income in America are too large.

[VAR: INCGAP]

RESPONSE	PUNCH	YEAR														
		1972-82	1982B	1983-87	1987B	1988-91	1993-98	2000	2002	2004	2006	2008	2010	2012	2014	ALL
Strongly agree	1	0	0	183	61	0	464	297	0	0	0	259	0	0	0	1264
Agree	2	0	0	530	106	0	467	489	0	0	0	395	0	0	0	1987
Neither agree nor disagree	3	0	0	276	48	0	178	255	0	0	0	204	0	0	0	961
Disagree	4	0	0	200	40	0	169	109	0	0	0	135	0	0	0	653
Strongly disagree	5	0	0	41	5	0	117	38	0	0	0	33	0	0	0	234
Can't choose	8	0	0	36	14	0	41	37	0	0	0	10	0	0	0	138
No answer	9	0	0	19	5	0	8	47	0	0	0	5	0	0	0	84
Not applicable	IAP	13626	354	6257	74	5907	8890	1545	2765	2812	4510	982	2044	1974	2538	54278

B. It is the responsibility of the government to reduce the differences in income between people with high incomes and those with low incomes.

[VAR: GOVEQINC]

RESPONSE	PUNCH	YEAR														
		1972-82	1982B	1983-87	1987B	1988-91	1993-98	2000	2002	2004	2006	2008	2010	2012	2014	ALL
Strongly agree	1	0	0	83	43	0	324	236	0	0	0	101	93	0	0	880
Agree	2	0	0	268	92	0	921	562	0	0	0	283	322	0	0	2448
Neither agree nor disagree	3	0	0	296	51	0	866	592	0	0	0	210	244	0	0	2259
Disagree	4	0	0	423	67	0	1174	595	0	0	0	306	432	0	0	2997
Strongly disagree	5	0	0	154	7	0	742	350	0	0	0	126	279	0	0	1658
Can't choose/Don't know (see Remarks below)	8	0	0	37	12	0	122	77	0	0	0	12	55	0	0	315
No answer	9	0	0	24	7	0	126	136	0	0	0	3	5	0	0	301
Not applicable	IAP	13626	354	6257	74	5907	6059	269	2765	2812	4510	982	614	1974	2538	48741

REMARKS: This variable appeared in 1987, 1993, 1994, 1996, 2000, 2008, and 2010. See EQINCOME for similar question.

This question was self-administered before 2008; it has since been administered by interviewers.

From 1987 through 2000, the category "Can't choose" appeared on the questionnaire; since 2008, "Don't know" has been used instead.

In 1996 and 2010, responses used on the questionnaire were "Agree strongly" and "Disagree strongly" instead of "Strongly agree" and "Strongly disagree". In 2010, due to a programming error, DKs and NAs were not separately coded; they were later separated based on the pattern of responses to adjoining questions.

C. The government should provide more chances for children from poor families to go to college.

[VAR: GOVEDOP]

<u>RESPONSE</u>	<u>PUNCH</u>	<u>YEAR</u>														
		<u>1972-82</u>	<u>1982B</u>	<u>1983-87</u>	<u>1987B</u>	<u>1988-91</u>	<u>1993-98</u>	<u>2000</u>	<u>2002</u>	<u>2004</u>	<u>2006</u>	<u>2008</u>	<u>2010</u>	<u>2012</u>	<u>2014</u>	<u>ALL</u>
Strongly agree	1	0	0	83	43	0	324	236	0	0	0	101	93	0	0	880
Agree	2	0	0	268	92	0	921	562	0	0	0	283	322	0	0	2448
Neither agree nor disagree	3	0	0	296	51	0	866	592	0	0	0	210	244	0	0	2259
Disagree	4	0	0	423	67	0	1174	595	0	0	0	306	432	0	0	2997
Strongly disagree	5	0	0	154	7	0	742	350	0	0	0	126	279	0	0	1658
Can't choose	8	0	0	37	12	0	122	77	0	0	0	12	55	0	0	315
No answer	9	0	0	24	7	0	126	136	0	0	0	3	5	0	0	301
Not applicable	IAP	13626	354	6257	74	5907	6059	269	2765	2812	4510	982	614	1974	2538	48741

D. The government should provide a job for everyone who wants one.

[VAR: GOVJOBS]

<u>RESPONSE</u>	<u>PUNCH</u>	<u>YEAR</u>														
		<u>1972-82</u>	<u>1982B</u>	<u>1983-87</u>	<u>1987B</u>	<u>1988-91</u>	<u>1993-98</u>	<u>2000</u>	<u>2002</u>	<u>2004</u>	<u>2006</u>	<u>2008</u>	<u>2010</u>	<u>2012</u>	<u>2014</u>	<u>ALL</u>
Strongly agree	1	0	0	179	77	0	0	0	0	0	0	0	0	0	0	256
Agree	2	0	0	373	118	0	0	0	0	0	0	0	0	0	0	491
Neither agree nor disagree	3	0	0	254	38	0	0	0	0	0	0	0	0	0	0	292
Disagree	4	0	0	318	27	0	0	0	0	0	0	0	0	0	0	345
Strongly disagree	5	0	0	117	8	0	0	0	0	0	0	0	0	0	0	125
Can't choose	8	0	0	18	5	0	0	0	0	0	0	0	0	0	0	23
No answer	9	0	0	26	6	0	0	0	0	0	0	0	0	0	0	32
Not applicable	IAP	13626	354	6257	74	5907	10334	2817	2765	2812	4510	2023	2044	1974	2538	58035

E. The government should spend less on benefits for the poor.

[VAR: GOVLESS]

<u>RESPONSE</u>	<u>PUNCH</u>	<u>YEAR</u>														
		<u>1972-82</u>	<u>1982B</u>	<u>1983-87</u>	<u>1987B</u>	<u>1988-91</u>	<u>1993-98</u>	<u>2000</u>	<u>2002</u>	<u>2004</u>	<u>2006</u>	<u>2008</u>	<u>2010</u>	<u>2012</u>	<u>2014</u>	<u>ALL</u>
Strongly agree	1	0	0	42	10	0	0	0	0	0	0	0	0	0	0	52
Agree	2	0	0	181	20	0	0	0	0	0	0	0	0	0	0	201
Neither agree nor disagree	3	0	0	282	24	0	0	0	0	0	0	0	0	0	0	306
Disagree	4	0	0	537	126	0	0	0	0	0	0	0	0	0	0	663
Strongly disagree	5	0	0	189	85	0	0	0	0	0	0	0	0	0	0	274
Can't choose	8	0	0	26	7	0	0	0	0	0	0	0	0	0	0	33
No answer	9	0	0	28	7	0	0	0	0	0	0	0	0	0	0	35
Not applicable	IAP	13626	354	6257	74	5907	10334	2817	2765	2812	4510	2023	2044	1974	2538	58035

F. The government should provide a decent standard of living for the unemployed.

[VAR: GOVUNEMP]

<u>RESPONSE</u>	<u>PUNCH</u>	<u>YEAR</u>														
		<u>1972-82</u>	<u>1982B</u>	<u>1983-87</u>	<u>1987B</u>	<u>1988-91</u>	<u>1993-98</u>	<u>2000</u>	<u>2002</u>	<u>2004</u>	<u>2006</u>	<u>2008</u>	<u>2010</u>	<u>2012</u>	<u>2014</u>	<u>ALL</u>
Strongly agree	1	0	0	80	56	0	0	0	0	0	0	0	0	0	0	136
Agree	2	0	0	372	128	0	0	0	0	0	0	0	0	0	0	500
Neither agree nor disagree	3	0	0	331	52	0	0	0	0	0	0	0	0	0	0	383
Disagree	4	0	0	375	25	0	0	0	0	0	0	0	0	0	0	400
Strongly disagree	5	0	0	73	3	0	0	0	0	0	0	0	0	0	0	76
Can't choose	8	0	0	32	9	0	0	0	0	0	0	0	0	0	0	41
No answer	9	0	0	22	6	0	0	0	0	0	0	0	0	0	0	28
Not applicable	IAP	13626	354	6257	74	5907	10334	2817	2765	2812	4510	2023	2044	1974	2538	58035

G. The government should provide everyone with a guaranteed basic income.

[VAR: GOVMINC]

<u>RESPONSE</u>	<u>PUNCH</u>	<u>YEAR</u>														
		<u>1972-82</u>	<u>1982B</u>	<u>1983-87</u>	<u>1987B</u>	<u>1988-91</u>	<u>1993-98</u>	<u>2000</u>	<u>2002</u>	<u>2004</u>	<u>2006</u>	<u>2008</u>	<u>2010</u>	<u>2012</u>	<u>2014</u>	<u>ALL</u>
Strongly agree	1	0	0	69	38	0	0	0	0	0	0	0	0	0	0	107
Agree	2	0	0	187	81	0	0	0	0	0	0	0	0	0	0	268
Neither agree nor disagree	3	0	0	252	64	0	0	0	0	0	0	0	0	0	0	316
Disagree	4	0	0	503	59	0	0	0	0	0	0	0	0	0	0	562
Strongly disagree	5	0	0	216	14	0	0	0	0	0	0	0	0	0	0	230
Can't choose	8	0	0	38	16	0	0	0	0	0	0	0	0	0	0	54
No answer	9	0	0	20	7	0	0	0	0	0	0	0	0	0	0	27
Not applicable	IAP	13626	354	6257	74	5907	10334	2817	2765	2812	4510	2023	2044	1974	2538	58035

1490. Generally, how would you describe taxes in America today...

We mean all taxes together, including social security, income tax, sales tax, and all the rest.

A. First, for those with high incomes, are taxes . . .

[VAR: TAXRICH]

<u>RESPONSE</u>	<u>PUNCH</u>	<u>YEAR</u>														
		<u>1972-82</u>	<u>1982B</u>	<u>1983-87</u>	<u>1987B</u>	<u>1988-91</u>	<u>1993-98</u>	<u>2000</u>	<u>2002</u>	<u>2004</u>	<u>2006</u>	<u>2008</u>	<u>2010</u>	<u>2012</u>	<u>2014</u>	<u>ALL</u>
Much too high	1	0	0	75	39	0	140	0	0	0	70	170	0	0	0	494
Too high	2	0	0	143	30	0	310	0	0	0	160	214	0	0	0	857
About right	3	0	0	271	48	0	296	0	0	0	383	245	0	0	0	1243
Too low	4	0	0	476	82	0	360	0	0	0	519	265	0	0	0	1702
Much too low	5	0	0	228	47	0	112	0	0	0	284	104	0	0	0	775
Can't choose	8	0	0	72	27	0	87	0	0	0	100	39	0	0	0	325
No answer	9	0	0	20	6	0	27	0	0	0	2	4	0	0	0	59
Not applicable	IAP	13626	354	6257	74	5907	9002	2817	2765	2812	2992	982	2044	1974	2538	54144

REMARKS: See Appendix N for changes in wording across surveys.

B. Next, for those with middle incomes, are taxes . . .

[VAR: TAXMID]

<u>RESPONSE</u>	<u>PUNCH</u>	<u>YEAR</u>														
		<u>1972-82</u>	<u>1982B</u>	<u>1983-87</u>	<u>1987B</u>	<u>1988-91</u>	<u>1993-98</u>	<u>2000</u>	<u>2002</u>	<u>2004</u>	<u>2006</u>	<u>2008</u>	<u>2010</u>	<u>2012</u>	<u>2014</u>	<u>ALL</u>
Much too high	1	0	0	202	49	0	208	0	0	0	206	0	0	0	0	665
Too high	2	0	0	656	121	0	615	0	0	0	635	0	0	0	0	2027
About right	3	0	0	336	72	0	394	0	0	0	574	0	0	0	0	1376
Too low	4	0	0	26	9	0	27	0	0	0	46	0	0	0	0	108
Much too low	5	0	0	2	2	0	2	0	0	0	11	0	0	0	0	17
Can't choose	8	0	0	46	20	0	54	0	0	0	46	0	0	0	0	166
No answer	9	0	0	17	6	0	32	0	0	0	0	0	0	0	0	55
Not applicable	IAP	13626	354	6257	74	5907	9002	2817	2765	2812	2992	2023	2044	1974	2538	55185

C. Lastly, for those with low incomes, are taxes . . .

[VAR: TAXPOOR]

<u>RESPONSE</u>	<u>PUNCH</u>	<u>YEAR</u>														
		<u>1972-82</u>	<u>1982B</u>	<u>1983-87</u>	<u>1987B</u>	<u>1988-91</u>	<u>1993-98</u>	<u>2000</u>	<u>2002</u>	<u>2004</u>	<u>2006</u>	<u>2008</u>	<u>2010</u>	<u>2012</u>	<u>2014</u>	<u>ALL</u>
Much too high	1	0	0	355	122	0	292	0	0	0	378	0	0	0	0	1147
Too high	2	0	0	487	88	0	493	0	0	0	529	0	0	0	0	1597
About right	3	0	0	326	26	0	368	0	0	0	472	0	0	0	0	1192
Too low	4	0	0	33	10	0	46	0	0	0	60	0	0	0	0	149
Much too low	5	0	0	7	8	0	7	0	0	0	22	0	0	0	0	44
Can't choose	8	0	0	55	20	0	89	0	0	0	56	0	0	0	0	220
No answer	9	0	0	22	5	0	37	0	0	0	1	0	0	0	0	65
Not applicable	IAP	13626	354	6257	74	5907	9002	2817	2765	2812	2992	2023	2044	1974	2538	55185

1491. Do you think that people with high incomes should pay a larger share of their income in taxes than those with low incomes, the same share, or a smaller share . . .

[VAR: TAXSHARE]

<u>RESPONSE</u>	<u>PUNCH</u>	<u>YEAR</u>														
		<u>1972-82</u>	<u>1982B</u>	<u>1983-87</u>	<u>1987B</u>	<u>1988-91</u>	<u>1993-98</u>	<u>2000</u>	<u>2002</u>	<u>2004</u>	<u>2006</u>	<u>2008</u>	<u>2010</u>	<u>2012</u>	<u>2014</u>	<u>ALL</u>
Much larger share	1	0	0	265	82	0	0	260	0	0	0	196	0	0	0	803
Larger	2	0	0	546	102	0	0	502	0	0	0	421	0	0	0	1571
The same share	3	0	0	368	60	0	0	384	0	0	0	380	0	0	0	1192
Smaller	4	0	0	19	5	0	0	16	0	0	0	15	0	0	0	55
Much smaller share	5	0	0	6	1	0	0	11	0	0	0	5	0	0	0	23
Can't choose	8	0	0	66	22	0	0	49	0	0	0	18	0	0	0	155
No answer	9	0	0	15	7	0	0	50	0	0	0	6	0	0	0	78
Not applicable	IAP	13626	354	6257	74	5907	10334	1545	2765	2812	4510	982	2044	1974	2538	55722

1492. In all countries, there are differences or conflicts between different social groups. In your opinion, in America, how much conflict is there between . . .

A. Poor people and rich people?

[VAR: CONWLTH]

<u>RESPONSE</u>	<u>PUNCH</u>	<u>YEAR</u>														
		<u>1972-82</u>	<u>1982B</u>	<u>1983-87</u>	<u>1987B</u>	<u>1988-91</u>	<u>1993-98</u>	<u>2000</u>	<u>2002</u>	<u>2004</u>	<u>2006</u>	<u>2008</u>	<u>2010</u>	<u>2012</u>	<u>2014</u>	<u>ALL</u>
Very strong conflicts	1	0	0	189	81	0	0	157	0	0	0	0	0	0	0	427
Strong conflicts	2	0	0	551	106	0	0	472	0	0	0	0	0	0	0	1129
Not very strong conflicts	3	0	0	414	54	0	0	425	0	0	0	0	0	0	0	893
There are no conflicts	4	0	0	42	12	0	0	33	0	0	0	0	0	0	0	87
Can't choose	8	0	0	60	15	0	0	72	0	0	0	0	0	0	0	147
No answer	9	0	0	29	11	0	0	113	0	0	0	0	0	0	0	153
Not applicable	IAP	13626	354	6257	74	5907	10334	1545	2765	2812	4510	2023	2044	1974	2538	56763

B. The working class and the middle class?

[VAR: CONCLASS]

<u>RESPONSE</u>	<u>PUNCH</u>	<u>YEAR</u>														
		<u>1972-82</u>	<u>1982B</u>	<u>1983-87</u>	<u>1987B</u>	<u>1988-91</u>	<u>1993-98</u>	<u>2000</u>	<u>2002</u>	<u>2004</u>	<u>2006</u>	<u>2008</u>	<u>2010</u>	<u>2012</u>	<u>2014</u>	<u>ALL</u>
Very strong conflicts	1	0	0	35	32	0	0	60	0	0	0	0	0	0	0	127
Strong conflicts	2	0	0	220	83	0	0	245	0	0	0	0	0	0	0	548
Not very strong conflicts	3	0	0	788	113	0	0	681	0	0	0	0	0	0	0	1582
There are no conflicts	4	0	0	149	27	0	0	105	0	0	0	0	0	0	0	281
Can't choose	8	0	0	58	9	0	0	66	0	0	0	0	0	0	0	133
No answer	9	0	0	35	15	0	0	115	0	0	0	0	0	0	0	165
Not applicable	IAP	13626	354	6257	74	5907	10334	1545	2765	2812	4510	2023	2044	1974	2538	56763

C. The unemployed and people with jobs?

[VAR: CONJOBS]

<u>RESPONSE</u>	<u>PUNCH</u>	<u>YEAR</u>														
		<u>1972-82</u>	<u>1982B</u>	<u>1983-87</u>	<u>1987B</u>	<u>1988-91</u>	<u>1993-98</u>	<u>2000</u>	<u>2002</u>	<u>2004</u>	<u>2006</u>	<u>2008</u>	<u>2010</u>	<u>2012</u>	<u>2014</u>	<u>ALL</u>
Very strong conflicts	1	0	0	113	51	0	0	0	0	0	0	0	0	0	0	164
Strong conflicts	2	0	0	458	121	0	0	0	0	0	0	0	0	0	0	579
Not very strong conflicts	3	0	0	525	63	0	0	0	0	0	0	0	0	0	0	588
There are no conflicts	4	0	0	94	17	0	0	0	0	0	0	0	0	0	0	111
Can't choose	8	0	0	55	10	0	0	0	0	0	0	0	0	0	0	65
No answer	9	0	0	40	17	0	0	0	0	0	0	0	0	0	0	57
Not applicable	IAP	13626	354	6257	74	5907	10334	2817	2765	2812	4510	2023	2044	1974	2538	58035

D. Management and workers?

[VAR: CONUNION]

<u>RESPONSE</u>	<u>PUNCH</u>	<u>YEAR</u>														
		<u>1972-82</u>	<u>1982B</u>	<u>1983-87</u>	<u>1987B</u>	<u>1988-91</u>	<u>1993-98</u>	<u>2000</u>	<u>2002</u>	<u>2004</u>	<u>2006</u>	<u>2008</u>	<u>2010</u>	<u>2012</u>	<u>2014</u>	<u>ALL</u>
Very strong conflicts	1	0	0	115	52	0	0	142	0	0	0	0	0	0	0	309
Strong conflicts	2	0	0	542	113	0	0	463	0	0	0	0	0	0	0	1118
Not very strong conflicts	3	0	0	488	73	0	0	463	0	0	0	0	0	0	0	1024
There are no conflicts	4	0	0	41	12	0	0	31	0	0	0	0	0	0	0	84
Can't choose	8	0	0	59	15	0	0	59	0	0	0	0	0	0	0	133
No answer	9	0	0	40	14	0	0	114	0	0	0	0	0	0	0	168
Not applicable	IAP	13626	354	6257	74	5907	10334	1545	2765	2812	4510	2023	2044	1974	2538	56763

E. Farmers and city people?

[VAR: CONURBAN]

<u>RESPONSE</u>	<u>PUNCH</u>	<u>YEAR</u>														
		<u>1972-82</u>	<u>1982B</u>	<u>1983-87</u>	<u>1987B</u>	<u>1988-91</u>	<u>1993-98</u>	<u>2000</u>	<u>2002</u>	<u>2004</u>	<u>2006</u>	<u>2008</u>	<u>2010</u>	<u>2012</u>	<u>2014</u>	<u>ALL</u>
Very strong conflicts	1	0	0	99	36	0	0	0	0	0	0	0	0	0	0	135
Strong conflicts	2	0	0	352	84	0	0	0	0	0	0	0	0	0	0	436
Not very strong conflicts	3	0	0	584	85	0	0	0	0	0	0	0	0	0	0	669
There are no conflicts	4	0	0	150	35	0	0	0	0	0	0	0	0	0	0	185
Can't choose	8	0	0	68	25	0	0	0	0	0	0	0	0	0	0	93
No answer	9	0	0	32	14	0	0	0	0	0	0	0	0	0	0	46
Not applicable	IAP	13626	354	6257	74	5907	10334	2817	2765	2812	4510	2023	2044	1974	2538	58035

F. People at the top of society and people at the bottom?

[VAR: CONSOC]

<u>RESPONSE</u>	<u>PUNCH</u>	<u>YEAR</u>														
		<u>1972-82</u>	<u>1982B</u>	<u>1983-87</u>	<u>1987B</u>	<u>1988-91</u>	<u>1993-98</u>	<u>2000</u>	<u>2002</u>	<u>2004</u>	<u>2006</u>	<u>2008</u>	<u>2010</u>	<u>2012</u>	<u>2014</u>	<u>ALL</u>
Very strong conflicts	1	0	0	0	0	0	0	324	0	0	0	0	0	0	0	324
Strong conflicts	2	0	0	0	0	0	0	461	0	0	0	0	0	0	0	461
Not very strong conflicts	3	0	0	0	0	0	0	274	0	0	0	0	0	0	0	274
There are no conflicts	4	0	0	0	0	0	0	32	0	0	0	0	0	0	0	32
Can't choose	8	0	0	0	0	0	0	67	0	0	0	0	0	0	0	67
No answer	9	0	0	0	0	0	0	114	0	0	0	0	0	0	0	114
Not applicable	IAP	13626	354	7542	353	5907	10334	1545	2765	2812	4510	2023	2044	1974	2538	58327

G. Young people and older people?

[VAR: CONAGE]

<u>RESPONSE</u>	<u>PUNCH</u>	<u>YEAR</u>														
		<u>1972-82</u>	<u>1982B</u>	<u>1983-87</u>	<u>1987B</u>	<u>1988-91</u>	<u>1993-98</u>	<u>2000</u>	<u>2002</u>	<u>2004</u>	<u>2006</u>	<u>2008</u>	<u>2010</u>	<u>2012</u>	<u>2014</u>	<u>ALL</u>
Very strong conflicts	1	0	0	0	0	0	0	118	0	0	0	0	0	0	0	118
Strong conflicts	2	0	0	0	0	0	0	359	0	0	0	0	0	0	0	359
Not very strong conflicts	3	0	0	0	0	0	0	551	0	0	0	0	0	0	0	551
There are no conflicts	4	0	0	0	0	0	0	79	0	0	0	0	0	0	0	79
Can't choose	8	0	0	0	0	0	0	51	0	0	0	0	0	0	0	51
No answer	9	0	0	0	0	0	0	114	0	0	0	0	0	0	0	114
Not applicable	IAP	13626	354	7542	353	5907	10334	1545	2765	2812	4510	2023	2044	1974	2538	58327

1493. Please think of your present job (or your last one if you don't have one now). If you compare this job with the job your father had when you were 16, would you say that the level or status of your job is (or was) . . .

[VAR: OCCMOBIL]

<u>RESPONSE</u>	<u>PUNCH</u>	<u>YEAR</u>														
		<u>1972-82</u>	<u>1982B</u>	<u>1983-87</u>	<u>1987B</u>	<u>1988-91</u>	<u>1993-98</u>	<u>2000</u>	<u>2002</u>	<u>2004</u>	<u>2006</u>	<u>2008</u>	<u>2010</u>	<u>2012</u>	<u>2014</u>	<u>ALL</u>
Much higher than your father's	1	0	0	240	71	0	0	215	0	0	0	0	0	0	0	526
Higher	2	0	0	336	68	0	0	302	0	0	0	0	0	0	0	706
About equal	3	0	0	288	47	0	0	282	0	0	0	0	0	0	0	617
Lower	4	0	0	182	26	0	0	183	0	0	0	0	0	0	0	391
Much lower than your father's	5	0	0	95	14	0	0	100	0	0	0	0	0	0	0	209
I never had a job	6	0	0	32	11	0	0	12	0	0	0	0	0	0	0	55
Did not have father/ father never had job	7	0	0	56	28	0	0	48	0	0	0	0	0	0	0	132
No answer	9	0	0	56	14	0	0	130	0	0	0	0	0	0	0	200
Not applicable	IAP	13626	354	6257	74	5907	10334	1545	2765	2812	4510	2023	2044	1974	2538	56763

1494. Here is a list of different types of jobs. Which type did your father have when you were 16. (If your father did not have a job then, please give the job he used to have.)

[VAR: PAJOB]

<u>RESPONSE</u>	<u>PUNCH</u>	<u>YEAR</u>														
		<u>1972-82</u>	<u>1982B</u>	<u>1983-87</u>	<u>1987B</u>	<u>1988-91</u>	<u>1993-98</u>	<u>2000</u>	<u>2002</u>	<u>2004</u>	<u>2006</u>	<u>2008</u>	<u>2010</u>	<u>2012</u>	<u>2014</u>	<u>ALL</u>
Professional and technical (e.g., doctor, teacher, engineer, artist, accountant)	1	0	0	135	19	0	0	0	0	0	0	0	0	0	0	154
Higher administrator (e.g., banker, executive in big business, high government official, union official)	2	0	0	49	4	0	0	0	0	0	0	0	0	0	0	53
Clerical (e.g., clerk, office manager, secretary, bookkeeper)	3	0	0	44	6	0	0	0	0	0	0	0	0	0	0	50
Sales (e.g., Sales manager, shop owner, shop assistant, buyer, insurance agent)	4	0	0	113	6	0	0	0	0	0	0	0	0	0	0	119
Service (e.g., restaurant, owner, policeman, barber, janitor)	5	0	0	64	13	0	0	0	0	0	0	0	0	0	0	77
Skilled worker (e.g., foreman, motor mechanic, printer, seamstress, tool and die maker, electrician)	6	0	0	241	41	0	0	0	0	0	0	0	0	0	0	282
Semi-skilled (e.g., bricklayer, bus driver, tannery worker, carpenter, sheet, metal worker, baker)	7	0	0	169	35	0	0	0	0	0	0	0	0	0	0	204
Unskilled (e.g., laborer, porter, unskilled factory worker)	8	0	0	123	52	0	0	0	0	0	0	0	0	0	0	175
Farm (e.g., farmer, farm laborer, tractor driver)	9	0	0	214	48	0	0	0	0	0	0	0	0	0	0	262
Did not have father/ father never had job	10	0	0	0	0	0	0	0	0	0	0	0	0	0	0	0
No answer	99	0	0	0	0	0	0	0	0	0	0	0	0	0	0	0
Not applicable	IAP	13626	354	6390	129	5907	10334	2817	2765	2812	4510	2023	2044	1974	2538	58223

A. Was your father self-employed, or did he work for someone else?

[VAR: PASLF]

<u>RESPONSE</u>	<u>PUNCH</u>	<u>YEAR</u>														
		<u>1972-82</u>	<u>1982B</u>	<u>1983-87</u>	<u>1987B</u>	<u>1988-91</u>	<u>1993-98</u>	<u>2000</u>	<u>2002</u>	<u>2004</u>	<u>2006</u>	<u>2008</u>	<u>2010</u>	<u>2012</u>	<u>2014</u>	<u>ALL</u>
Self employed, had own business or farm	1	0	0	340	32	0	0	0	0	0	0	0	0	0	0	372
Worked for someone else	2	0	0	747	173	0	0	0	0	0	0	0	0	0	0	920
No father/father never had job	3	0	0	56	28	0	0	0	0	0	0	0	0	0	84	
No answer	9	0	0	142	46	0	0	0	0	0	0	0	0	0	188	
Not applicable	IAP	13626	354	6257	74	5907	10334	2817	2765	2812	4510	2023	2044	1974	2538	58035

1495. And how about your first job -- the first job you had after you finished full-time education?

[VAR: FIRSTJOB]

RESPONSE	PUNCH	YEAR														
		1972-82	1982B	1983-87	1987B	1988-91	1993-98	2000	2002	2004	2006	2008	2010	2012	2014	ALL
Professional and technical (e.g., doctor, teacher, engineer, artist, accountant)	1	0	0	203	26	0	0	0	0	0	0	0	0	0	0	229
Higher administrator (e.g., banker, executive in big business, high government official, union official)	2	0	0	8	1	0	0	0	0	0	0	0	0	0	0	9
Clerical (e.g., clerk, office manager, secretary, bookkeeper)	3	0	0	262	47	0	0	0	0	0	0	0	0	0	0	309
Sales (e.g., Sales manager, shop owner, shop assistant, buyer insurance agent)	4	0	0	75	19	0	0	0	0	0	0	0	0	0	0	94
Service (e.g., restaurant owner, policeman, barber, janitor)	5	0	0	97	37	0	0	0	0	0	0	0	0	0	0	134
Skilled worker (e.g., foreman, motor mechanic, printer, seamstress, tool and die maker, electrician)	6	0	0	96	20	0	0	0	0	0	0	0	0	0	0	116
Semi-skilled (e.g., bricklayer, bus driver, tannery worker, carpenter, sheet metal worker, baker)	7	0	0	103	17	0	0	0	0	0	0	0	0	0	0	120
Unskilled (e.g., laborer, porter, unskilled factory worker)	8	0	0	261	58	0	0	0	0	0	0	0	0	0	0	319
Farm (e.g., farmer, farm laborer, tractor driver)	9	0	0	58	15	0	0	0	0	0	0	0	0	0	0	73
Never had job	10	0	0	42	13	0	0	0	0	0	0	0	0	0	0	55
No answer	99	0	0	80	26	0	0	0	0	0	0	0	0	0	0	106
Not applicable	IAP	13626	354	6257	74	5907	10334	2817	2765	2812	4510	2023	2044	1974	2538	58035

[VAR: LASTJOB] (CONTINUED)

<u>RESPONSE</u>	<u>PUNCH</u>	<u>YEAR</u>														
		<u>1972-82</u>	<u>1982B</u>	<u>1983-87</u>	<u>1987B</u>	<u>1988-91</u>	<u>1993-98</u>	<u>2000</u>	<u>2002</u>	<u>2004</u>	<u>2006</u>	<u>2008</u>	<u>2010</u>	<u>2012</u>	<u>2014</u>	<u>ALL</u>
Semi-skilled (e.g., bricklayer, bus driver, tannery worker, carpenter, sheet metal worker, baker)	7	0	0	102	18	0	0	0	0	0	0	0	0	0	0	120
Unskilled (e.g., laborer porter, unskilled factory worker)	8	0	0	126	47	0	0	0	0	0	0	0	0	0	0	173
Farm (e.g., farmer, farm laborer, tractor driver)	9	0	0	33	1	0	0	0	0	0	0	0	0	0	0	34
Never had job	10	0	0	35	11	0	0	0	0	0	0	0	0	0	0	46
No answer	99	0	0	74	32	0	0	0	0	0	0	0	0	0	0	106
Not applicable	IAP	13626	354	6257	74	5907	10334	2817	2765	2812	4510	2023	2044	1974	2538	58035

A. Are (or were) you self-employed, or do you work for someone else?

[VAR: LASTSLF]

<u>RESPONSE</u>	<u>PUNCH</u>	<u>YEAR</u>														
		<u>1972-82</u>	<u>1982B</u>	<u>1983-87</u>	<u>1987B</u>	<u>1988-91</u>	<u>1993-98</u>	<u>2000</u>	<u>2002</u>	<u>2004</u>	<u>2006</u>	<u>2008</u>	<u>2010</u>	<u>2012</u>	<u>2014</u>	<u>ALL</u>
Self employed, have own business or farm	1	0	0	131	12	0	0	0	0	0	0	0	0	0	0	143
Work for someone else	2	0	0	968	208	0	0	0	0	0	0	0	0	0	0	1176
Never had job	3	0	0	35	11	0	0	0	0	0	0	0	0	0	0	46
No answer	9	0	0	151	48	0	0	0	0	0	0	0	0	0	0	199
Not applicable	IAP	13626	354	6257	74	5907	10334	2817	2765	2812	4510	2023	2044	1974	2538	58035

1497. Do you agree or disagree:

A. In America people get rewarded for their effort.

[VAR: REWRDEFF]

<u>RESPONSE</u>	<u>PUNCH</u>	<u>YEAR</u>														
		<u>1972-82</u>	<u>1982B</u>	<u>1983-87</u>	<u>1987B</u>	<u>1988-91</u>	<u>1993-98</u>	<u>2000</u>	<u>2002</u>	<u>2004</u>	<u>2006</u>	<u>2008</u>	<u>2010</u>	<u>2012</u>	<u>2014</u>	<u>ALL</u>
Strongly agree	1	0	0	0	0	0	0	136	0	0	0	0	0	0	0	136
Agree	2	0	0	0	0	0	0	636	0	0	0	0	0	0	0	636
Neither agree nor disagree	3	0	0	0	0	0	0	278	0	0	0	0	0	0	0	278
Disagree	4	0	0	0	0	0	0	117	0	0	0	0	0	0	0	117
Strongly disagree	5	0	0	0	0	0	0	26	0	0	0	0	0	0	0	26
Can't choose	8	0	0	0	0	0	0	24	0	0	0	0	0	0	0	24
No answer	9	0	0	0	0	0	0	55	0	0	0	0	0	0	0	55
Not applicable	IAP	13626	354	7542	353	5907	10334	1545	2765	2812	4510	2023	2044	1974	2538	58327

B. In America people get rewarded for their intelligence and skills.

[VAR: REWRDINT]

<u>RESPONSE</u>	<u>PUNCH</u>	<u>YEAR</u>														
		<u>1972-82</u>	<u>1982B</u>	<u>1983-87</u>	<u>1987B</u>	<u>1988-91</u>	<u>1993-98</u>	<u>2000</u>	<u>2002</u>	<u>2004</u>	<u>2006</u>	<u>2008</u>	<u>2010</u>	<u>2012</u>	<u>2014</u>	<u>ALL</u>
Strongly agree	1	0	0	0	0	0	0	187	0	0	0	0	0	0	0	187
Agree	2	0	0	0	0	0	0	696	0	0	0	0	0	0	0	696
Neither agree nor disagree	3	0	0	0	0	0	0	208	0	0	0	0	0	0	0	208
Disagree	4	0	0	0	0	0	0	90	0	0	0	0	0	0	0	90
Strongly disagree	5	0	0	0	0	0	0	17	0	0	0	0	0	0	0	17
Can't choose	8	0	0	0	0	0	0	21	0	0	0	0	0	0	0	21
No answer	9	0	0	0	0	0	0	53	0	0	0	0	0	0	0	53
Not applicable	IAP	13626	354	7542	353	5907	10334	1545	2765	2812	4510	2023	2044	1974	2538	58327

C. To get all the way to the top in America today, you have to be corrupt.

[VAR: CORRUPT]

<u>RESPONSE</u>	<u>PUNCH</u>	<u>YEAR</u>														
		<u>1972-82</u>	<u>1982B</u>	<u>1983-87</u>	<u>1987B</u>	<u>1988-91</u>	<u>1993-98</u>	<u>2000</u>	<u>2002</u>	<u>2004</u>	<u>2006</u>	<u>2008</u>	<u>2010</u>	<u>2012</u>	<u>2014</u>	<u>ALL</u>
Strongly agree	1	0	0	0	0	0	0	54	0	0	0	0	0	0	0	54
Agree	2	0	0	0	0	0	0	150	0	0	0	0	0	0	0	150
Neither agree nor disagree	3	0	0	0	0	0	0	278	0	0	0	0	0	0	0	278
Disagree	4	0	0	0	0	0	0	440	0	0	0	0	0	0	0	440
Strongly disagree	5	0	0	0	0	0	0	271	0	0	0	0	0	0	0	271
Can't choose	8	0	0	0	0	0	0	26	0	0	0	0	0	0	0	26
No answer	9	0	0	0	0	0	0	53	0	0	0	0	0	0	0	53
Not applicable	IAP	13626	354	7542	353	5907	10334	1545	2765	2812	4510	2023	2044	1974	2538	58327

1498. Would you say that you earn:

[VAR: EARNDDES]

<u>RESPONSE</u>	<u>PUNCH</u>	<u>YEAR</u>														
		<u>1972-82</u>	<u>1982B</u>	<u>1983-87</u>	<u>1987B</u>	<u>1988-91</u>	<u>1993-98</u>	<u>2000</u>	<u>2002</u>	<u>2004</u>	<u>2006</u>	<u>2008</u>	<u>2010</u>	<u>2012</u>	<u>2014</u>	<u>ALL</u>
Much less than I deserve	1	0	0	0	0	0	0	188	0	0	0	0	0	0	0	188
Less than I deserve	2	0	0	0	0	0	0	471	0	0	0	0	0	0	0	471
What I deserve	3	0	0	0	0	0	0	407	0	0	0	0	0	0	0	407
More than I deserve	4	0	0	0	0	0	0	34	0	0	0	0	0	0	0	34
Much more than I deserve	5	0	0	0	0	0	0	4	0	0	0	0	0	0	0	4
Never worked	6	0	0	0	0	0	0	17	0	0	0	0	0	0	0	17
Can't choose	8	0	0	0	0	0	0	68	0	0	0	0	0	0	0	68
No answer	9	0	0	0	0	0	0	83	0	0	0	0	0	0	0	83
Not applicable	IAP	13626	354	7542	353	5907	10334	1545	2765	2812	4510	2023	2044	1974	2538	58327

1499. Turning to international differences, do you agree or disagree:

A. Present economic differences between rich and poor countries are too large.

[VAR: LDCGAP]

<u>RESPONSE</u>	<u>PUNCH</u>	<u>YEAR</u>														
		<u>1972-82</u>	<u>1982B</u>	<u>1983-87</u>	<u>1987B</u>	<u>1988-91</u>	<u>1993-98</u>	<u>2000</u>	<u>2002</u>	<u>2004</u>	<u>2006</u>	<u>2008</u>	<u>2010</u>	<u>2012</u>	<u>2014</u>	<u>ALL</u>
Strongly agree	1	0	0	0	0	0	0	237	0	0	0	0	0	0	0	237
Agree	2	0	0	0	0	0	0	511	0	0	0	0	0	0	0	511
Neither agree nor disagree	3	0	0	0	0	0	0	314	0	0	0	0	0	0	0	314
Disagree	4	0	0	0	0	0	0	69	0	0	0	0	0	0	0	69
Strongly disagree	5	0	0	0	0	0	0	14	0	0	0	0	0	0	0	14
Can't choose	8	0	0	0	0	0	0	78	0	0	0	0	0	0	0	78
No answer	9	0	0	0	0	0	0	49	0	0	0	0	0	0	0	49
Not applicable	IAP	13626	354	7542	353	5907	10334	1545	2765	2812	4510	2023	2044	1974	2538	58327

B. People in wealthy countries should make an additional tax contribution to help people in poor countries.

[VAR: LDCTAX]

<u>RESPONSE</u>	<u>PUNCH</u>	<u>YEAR</u>														
		<u>1972-82</u>	<u>1982B</u>	<u>1983-87</u>	<u>1987B</u>	<u>1988-91</u>	<u>1993-98</u>	<u>2000</u>	<u>2002</u>	<u>2004</u>	<u>2006</u>	<u>2008</u>	<u>2010</u>	<u>2012</u>	<u>2014</u>	<u>ALL</u>
Strongly agree	1	0	0	0	0	0	0	139	0	0	0	0	0	0	0	139
Agree	2	0	0	0	0	0	0	287	0	0	0	0	0	0	0	287
Neither agree nor disagree	3	0	0	0	0	0	0	307	0	0	0	0	0	0	0	307
Disagree	4	0	0	0	0	0	0	295	0	0	0	0	0	0	0	295
Strongly disagree	5	0	0	0	0	0	0	140	0	0	0	0	0	0	0	140
Can't choose	8	0	0	0	0	0	0	55	0	0	0	0	0	0	0	55
No answer	9	0	0	0	0	0	0	49	0	0	0	0	0	0	0	49
Not applicable	IAP	13626	354	7542	353	5907	10334	1545	2765	2812	4510	2023	2044	1974	2538	58327

1500. Is it just or unjust - right or wrong - that people with higher incomes can:

A. Buy better health care than people with lower incomes

[VAR:RICHHLTH]

<u>RESPONSE</u>	<u>PUNCH</u>	<u>YEAR</u>														
		<u>1972-82</u>	<u>1982B</u>	<u>1983-87</u>	<u>1987B</u>	<u>1988-91</u>	<u>1993-98</u>	<u>2000</u>	<u>2002</u>	<u>2004</u>	<u>2006</u>	<u>2008</u>	<u>2010</u>	<u>2012</u>	<u>2014</u>	<u>ALL</u>
Very just, definitely right	1	0	0	0	0	0	0	165	0	0	0	0	0	0	0	165
Somewhat just, right	2	0	0	0	0	0	0	170	0	0	0	0	0	0	0	170
Neither just nor unjust mixed feelings	3	0	0	0	0	0	0	264	0	0	0	0	0	0	0	264
Somewhat unjust, wrong	4	0	0	0	0	0	0	249	0	0	0	0	0	0	0	249
Very unjust, definitely wrong	5	0	0	0	0	0	0	340	0	0	0	0	0	0	0	340
Can't choose	8	0	0	0	0	0	0	35	0	0	0	0	0	0	0	35
No answer	9	0	0	0	0	0	0	49	0	0	0	0	0	0	0	49
Not applicable	IAP	13626	354	7542	353	5907	10334	1545	2765	2812	4510	2023	2044	1974	2538	58327

B. Buy better education for their children than people with lower incomes?

[VAR: RICHEDUC]

<u>RESPONSE</u>	<u>PUNCH</u>	<u>YEAR</u>														
		<u>1972-82</u>	<u>1982B</u>	<u>1983-87</u>	<u>1987B</u>	<u>1988-91</u>	<u>1993-98</u>	<u>2000</u>	<u>2002</u>	<u>2004</u>	<u>2006</u>	<u>2008</u>	<u>2010</u>	<u>2012</u>	<u>2014</u>	<u>ALL</u>
Very just, definitely right	1	0	0	0	0	0	0	178	0	0	0	0	0	0	0	178
Somewhat just, right	2	0	0	0	0	0	0	200	0	0	0	0	0	0	0	200
Neither just nor unjust, mixed feelings	3	0	0	0	0	0	0	242	0	0	0	0	0	0	0	242
Somewhat unjust, wrong	4	0	0	0	0	0	0	237	0	0	0	0	0	0	0	237
Very unjust, definitely wrong	5	0	0	0	0	0	0	339	0	0	0	0	0	0	0	339
Can't choose	8	0	0	0	0	0	0	26	0	0	0	0	0	0	0	26
No answer	9	0	0	0	0	0	0	50	0	0	0	0	0	0	0	50
Not applicable	IAP	13626	354	7542	353	5907	10334	1545	2765	2812	4510	2023	2044	1974	2538	58327

1501. In deciding how much people ought to earn, how important should each of these things be, in your opinion:

A. How much responsibility goes with the job—how important do you think that ought to be in deciding pay?

[VAR: PAYRESP]

<u>RESPONSE</u>	<u>PUNCH</u>	<u>YEAR</u>														
		<u>1972-82</u>	<u>1982B</u>	<u>1983-87</u>	<u>1987B</u>	<u>1988-91</u>	<u>1993-98</u>	<u>2000</u>	<u>2002</u>	<u>2004</u>	<u>2006</u>	<u>2008</u>	<u>2010</u>	<u>2012</u>	<u>2014</u>	<u>ALL</u>
Essential	1	0	0	0	0	0	0	348	0	0	0	0	0	0	0	348
Very important	2	0	0	0	0	0	0	631	0	0	0	0	0	0	0	631
Fairly important	3	0	0	0	0	0	0	192	0	0	0	0	0	0	0	192
Not very important	4	0	0	0	0	0	0	14	0	0	0	0	0	0	0	14
Not important at all	5	0	0	0	0	0	0	3	0	0	0	0	0	0	0	3
Can't choose	8	0	0	0	0	0	0	34	0	0	0	0	0	0	0	34
No answer	9	0	0	0	0	0	0	50	0	0	0	0	0	0	0	50
Not applicable	IAP	13626	354	7542	353	5907	10334	1545	2765	2812	4510	2023	2044	1974	2538	58327

B. The number of year spent in education and training?

[VAR: PAYEDTRN]

<u>RESPONSE</u>	<u>PUNCH</u>	<u>YEAR</u>														
		<u>1972-82</u>	<u>1982B</u>	<u>1983-87</u>	<u>1987B</u>	<u>1988-91</u>	<u>1993-98</u>	<u>2000</u>	<u>2002</u>	<u>2004</u>	<u>2006</u>	<u>2008</u>	<u>2010</u>	<u>2012</u>	<u>2014</u>	<u>ALL</u>
Essential	1	0	0	0	0	0	0	263	0	0	0	0	0	0	0	263
Very important	2	0	0	0	0	0	0	566	0	0	0	0	0	0	0	566
Fairly important	3	0	0	0	0	0	0	319	0	0	0	0	0	0	0	319
Not very important	4	0	0	0	0	0	0	41	0	0	0	0	0	0	0	41
Not important at all	5	0	0	0	0	0	0	10	0	0	0	0	0	0	0	10
Can't choose	8	0	0	0	0	0	0	23	0	0	0	0	0	0	0	23
No answer	9	0	0	0	0	0	0	50	0	0	0	0	0	0	0	50
Not applicable	IAP	13626	354	7542	353	5907	10334	1545	2765	2812	4510	2023	2044	1974	2538	58327

C. Whether the job requires supervising others (how important should that be in deciding pay)?

[VAR: PAYSUP]

<u>RESPONSE</u>	<u>PUNCH</u>	<u>YEAR</u>														
		<u>1972-82</u>	<u>1982B</u>	<u>1983-87</u>	<u>1987B</u>	<u>1988-91</u>	<u>1993-98</u>	<u>2000</u>	<u>2002</u>	<u>2004</u>	<u>2006</u>	<u>2008</u>	<u>2010</u>	<u>2012</u>	<u>2014</u>	<u>ALL</u>
Essential	1	0	0	0	0	0	0	183	0	0	0	0	0	0	0	183
Very important	2	0	0	0	0	0	0	572	0	0	0	0	0	0	0	572
Fairly important	3	0	0	0	0	0	0	357	0	0	0	0	0	0	0	357
Not very important	4	0	0	0	0	0	0	62	0	0	0	0	0	0	0	62
Not important at all	5	0	0	0	0	0	0	10	0	0	0	0	0	0	0	10
Can't choose	8	0	0	0	0	0	0	39	0	0	0	0	0	0	0	39
No answer	9	0	0	0	0	0	0	49	0	0	0	0	0	0	0	49
Not applicable	IAP	13626	354	7542	353	5907	10334	1545	2765	2812	4510	2023	2044	1974	2538	58327

D. What is needed to support a family?

[VAR: PAYFAM1]

<u>RESPONSE</u>	<u>PUNCH</u>	<u>YEAR</u>														
		<u>1972-82</u>	<u>1982B</u>	<u>1983-87</u>	<u>1987B</u>	<u>1988-91</u>	<u>1993-98</u>	<u>2000</u>	<u>2002</u>	<u>2004</u>	<u>2006</u>	<u>2008</u>	<u>2010</u>	<u>2012</u>	<u>2014</u>	<u>ALL</u>
Essential	1	0	0	0	0	0	0	263	0	0	0	0	0	0	0	263
Very important	2	0	0	0	0	0	0	456	0	0	0	0	0	0	0	456
Fairly important	3	0	0	0	0	0	0	296	0	0	0	0	0	0	0	296
Not very important	4	0	0	0	0	0	0	109	0	0	0	0	0	0	0	109
Not important at all	5	0	0	0	0	0	0	55	0	0	0	0	0	0	0	55
Can't choose	8	0	0	0	0	0	0	42	0	0	0	0	0	0	0	42
No answer	9	0	0	0	0	0	0	51	0	0	0	0	0	0	0	51
Not applicable	IAP	13626	354	7542	353	5907	10334	1545	2765	2812	4510	2023	2044	1974	2538	58327

E. Whether the person has children to support (how important should that be in deciding pay)?

[VAR: PAYCHILD]

<u>RESPONSE</u>	<u>PUNCH</u>	<u>YEAR</u>														
		<u>1972-82</u>	<u>1982B</u>	<u>1983-87</u>	<u>1987B</u>	<u>1988-91</u>	<u>1993-98</u>	<u>2000</u>	<u>2002</u>	<u>2004</u>	<u>2006</u>	<u>2008</u>	<u>2010</u>	<u>2012</u>	<u>2014</u>	<u>ALL</u>
Essential	1	0	0	0	0	0	0	163	0	0	0	0	0	0	0	163
Very important	2	0	0	0	0	0	0	352	0	0	0	0	0	0	0	352
Fairly important	3	0	0	0	0	0	0	266	0	0	0	0	0	0	0	266
Not very important	4	0	0	0	0	0	0	249	0	0	0	0	0	0	0	249
Not important at all	5	0	0	0	0	0	0	134	0	0	0	0	0	0	0	134
Can't choose	8	0	0	0	0	0	0	56	0	0	0	0	0	0	0	56
No answer	9	0	0	0	0	0	0	52	0	0	0	0	0	0	0	52
Not applicable	IAP	13626	354	7542	353	5907	10334	1545	2765	2812	4510	2023	2044	1974	2538	58327

F. How well he or she does the job (how important should that be)?

[VAR: PAYDOWEL]

<u>RESPONSE</u>	<u>PUNCH</u>	<u>YEAR</u>														
		<u>1972-82</u>	<u>1982B</u>	<u>1983-87</u>	<u>1987B</u>	<u>1988-91</u>	<u>1993-98</u>	<u>2000</u>	<u>2002</u>	<u>2004</u>	<u>2006</u>	<u>2008</u>	<u>2010</u>	<u>2012</u>	<u>2014</u>	<u>ALL</u>
Essential	1	0	0	0	0	0	0	484	0	0	0	0	0	0	0	484
Very important	2	0	0	0	0	0	0	618	0	0	0	0	0	0	0	618
Fairly important	3	0	0	0	0	0	0	83	0	0	0	0	0	0	0	83
Not very important	4	0	0	0	0	0	0	10	0	0	0	0	0	0	0	10
Not important at all	5	0	0	0	0	0	0	6	0	0	0	0	0	0	0	6
Can't choose	8	0	0	0	0	0	0	21	0	0	0	0	0	0	0	21
No answer	9	0	0	0	0	0	0	50	0	0	0	0	0	0	0	50
Not applicable	IAP	13626	354	7542	353	5907	10334	1545	2765	2812	4510	2023	2044	1974	2538	58327

G. How hard he or she works at the job?

[VAR: PAYHARD]

<u>RESPONSE</u>	<u>PUNCH</u>	<u>YEAR</u>														
		<u>1972-82</u>	<u>1982B</u>	<u>1983-87</u>	<u>1987B</u>	<u>1988-91</u>	<u>1993-98</u>	<u>2000</u>	<u>2002</u>	<u>2004</u>	<u>2006</u>	<u>2008</u>	<u>2010</u>	<u>2012</u>	<u>2014</u>	<u>ALL</u>
Essential	1	0	0	0	0	0	0	441	0	0	0	0	0	0	0	441
Very important	2	0	0	0	0	0	0	620	0	0	0	0	0	0	0	620
Fairly important	3	0	0	0	0	0	0	117	0	0	0	0	0	0	0	117
Not very important	4	0	0	0	0	0	0	15	0	0	0	0	0	0	0	15
Not important at all	5	0	0	0	0	0	0	5	0	0	0	0	0	0	0	5
Can't choose	8	0	0	0	0	0	0	20	0	0	0	0	0	0	0	20
No answer	9	0	0	0	0	0	0	54	0	0	0	0	0	0	0	54
Not applicable	IAP	13626	354	7542	353	5907	10334	1545	2765	2812	4510	2023	2044	1974	2538	58327


1502. Given your skills and effort, is your pay:

[VAR: JUSTPAY]


<u>RESPONSE</u>	<u>PUNCH</u>	<u>YEAR</u>														
		<u>1972-82</u>	<u>1982B</u>	<u>1983-87</u>	<u>1987B</u>	<u>1988-91</u>	<u>1993-98</u>	<u>2000</u>	<u>2002</u>	<u>2004</u>	<u>2006</u>	<u>2008</u>	<u>2010</u>	<u>2012</u>	<u>2014</u>	<u>ALL</u>
Much less than is just	1	0	0	0	0	0	0	237	0	0	0	0	0	0	0	237
A little less than is just	2	0	0	0	0	0	0	432	0	0	0	0	0	0	0	432
About just for me	3	0	0	0	0	0	0	386	0	0	0	0	0	0	0	386
A little more than is just	4	0	0	0	0	0	0	58	0	0	0	0	0	0	0	58
Much more than is just	5	0	0	0	0	0	0	14	0	0	0	0	0	0	0	14
Never had a job	6	0	0	0	0	0	0	15	0	0	0	0	0	0	0	15
Can't choose	8	0	0	0	0	0	0	60	0	0	0	0	0	0	0	60
No answer	9	0	0	0	0	0	0	70	0	0	0	0	0	0	0	70
Not applicable	IAP	13626	354	7542	353	5907	10334	1545	2765	2812	4510	2023	2044	1974	2538	58327

1503. These five diagrams show different types of society. Please read the descriptions and look at the diagrams and decide which you think best describes America today. . .

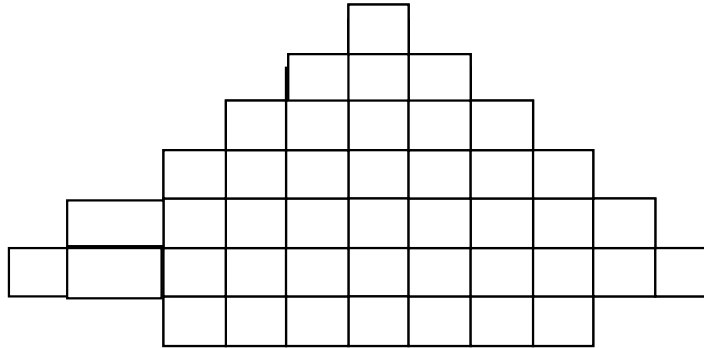
Type A: A small elite at the top, very few people in the middle and the great mass of people at the bottom.



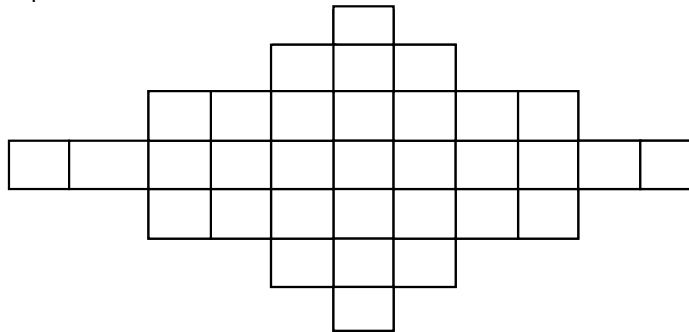
Type B: A society like a pyramid with a small elite at the top, more people in the middle, and most at the bottom




Type C: A pyramid except that just a few people are at the very bottom



Type D: A society with most people in the middle



Type E: Many people near the top, and only a few near the bottom



First, what type of society is America today - which diagram comes closest?

[VAR: SOCTYPE1]

<u>RESPONSE</u>	<u>PUNCH</u>	<u>YEAR</u>														
		<u>1972-82</u>	<u>1982B</u>	<u>1983-87</u>	<u>1987B</u>	<u>1988-91</u>	<u>1993-98</u>	<u>2000</u>	<u>2002</u>	<u>2004</u>	<u>2006</u>	<u>2008</u>	<u>2010</u>	<u>2012</u>	<u>2014</u>	<u>ALL</u>
Type A	1	0	0	0	0	0	0	193	0	0	0	0	0	0	0	193
Type B	2	0	0	0	0	0	0	364	0	0	0	0	0	0	0	364
Type C	3	0	0	0	0	0	0	213	0	0	0	0	0	0	0	213
Type D	4	0	0	0	0	0	0	322	0	0	0	0	0	0	0	322
Type E	5	0	0	0	0	0	0	32	0	0	0	0	0	0	0	32
Can't choose	8	0	0	0	0	0	0	64	0	0	0	0	0	0	0	64
No answer	9	0	0	0	0	0	0	84	0	0	0	0	0	0	0	84
Not applicable	IAP	13626	354	7542	353	5907	10334	1545	2765	2812	4510	2023	2044	1974	2538	58327

1504. What do you think America ought to be like - which would you prefer?

[VAR: SOCTYPE2]

<u>RESPONSE</u>	<u>PUNCH</u>	<u>YEAR</u>														
		<u>1972-82</u>	<u>1982B</u>	<u>1983-87</u>	<u>1987B</u>	<u>1988-91</u>	<u>1993-98</u>	<u>2000</u>	<u>2002</u>	<u>2004</u>	<u>2006</u>	<u>2008</u>	<u>2010</u>	<u>2012</u>	<u>2014</u>	<u>ALL</u>
Type A	1	0	0	0	0	0	0	26	0	0	0	0	0	0	0	26
Type B	2	0	0	0	0	0	0	101	0	0	0	0	0	0	0	101
Type C	3	0	0	0	0	0	0	177	0	0	0	0	0	0	0	177
Type D	4	0	0	0	0	0	0	514	0	0	0	0	0	0	0	514
Type E	5	0	0	0	0	0	0	280	0	0	0	0	0	0	0	280
Can't choose	8	0	0	0	0	0	0	88	0	0	0	0	0	0	0	88
No answer	9	0	0	0	0	0	0	86	0	0	0	0	0	0	0	86
Not applicable	IAP	13626	354	7542	353	5907	10334	1545	2765	2812	4510	2023	2044	1974	2538	58327

1505. Now we would like to know where you and other people fit in. Please look at the diagram you think best describes America today, the one you chose first:

- A. Where would you say you and your family actually are - at the top, somewhere in the middle, or toward the bottom?

[VAR: FAMRNK]

RESPONSE	PUNCH	YEAR														
		1972-82	1982B	1983-87	1987B	1988-91	1993-98	2000	2002	2004	2006	2008	2010	2012	2014	ALL
1-Top	1	0	0	0	0	0	0	26	0	0	0	0	0	0	0	26
2	2	0	0	0	0	0	0	33	0	0	0	0	0	0	0	33
3	3	0	0	0	0	0	0	197	0	0	0	0	0	0	0	197
4	4	0	0	0	0	0	0	487	0	0	0	0	0	0	0	487
5	5	0	0	0	0	0	0	248	0	0	0	0	0	0	0	248
6	6	0	0	0	0	0	0	93	0	0	0	0	0	0	0	93
7-Bottom	7	0	0	0	0	0	0	51	0	0	0	0	0	0	0	51
Can't choose	8	0	0	0	0	0	0	54	0	0	0	0	0	0	0	54
No answer	9	0	0	0	0	0	0	83	0	0	0	0	0	0	0	83
Not applicable	IAP	13626	354	7542	353	5907	10334	1545	2765	2812	4510	2023	2044	1974	2538	58327

- B. Where would you say an unskilled worker in a factory fits in?

[VAR: UNSKLRNK]

RESPONSE	PUNCH	YEAR														
		1972-82	1982B	1983-87	1987B	1988-91	1993-98	2000	2002	2004	2006	2008	2010	2012	2014	ALL
1-Top	1	0	0	0	0	0	0	12	0	0	0	0	0	0	0	12
2	2	0	0	0	0	0	0	6	0	0	0	0	0	0	0	6
3	3	0	0	0	0	0	0	25	0	0	0	0	0	0	0	25
4	4	0	0	0	0	0	0	101	0	0	0	0	0	0	0	101
5	5	0	0	0	0	0	0	237	0	0	0	0	0	0	0	237
6	6	0	0	0	0	0	0	457	0	0	0	0	0	0	0	457
7-Bottom	7	0	0	0	0	0	0	293	0	0	0	0	0	0	0	293
Can't choose	8	0	0	0	0	0	0	61	0	0	0	0	0	0	0	61
No answer	9	0	0	0	0	0	0	80	0	0	0	0	0	0	0	80
Not applicable	IAP	13626	354	7542	353	5907	10334	1545	2765	2812	4510	2023	2044	1974	2538	58327

C. The chairman of a large national corporation?

[VAR: EXECRNK]

RESPONSE	PUNCH	YEAR														
		<u>1972-82</u>	<u>1982B</u>	<u>1983-87</u>	<u>1987B</u>	<u>1988-91</u>	<u>1993-98</u>	<u>2000</u>	<u>2002</u>	<u>2004</u>	<u>2006</u>	<u>2008</u>	<u>2010</u>	<u>2012</u>	<u>2014</u>	<u>ALL</u>
1-Top	1	0	0	0	0	0	0	565	0	0	0	0	0	0	0	565
2	2	0	0	0	0	0	0	345	0	0	0	0	0	0	0	345
3	3	0	0	0	0	0	0	138	0	0	0	0	0	0	0	138
4	4	0	0	0	0	0	0	46	0	0	0	0	0	0	0	46
5	5	0	0	0	0	0	0	17	0	0	0	0	0	0	0	17
6	6	0	0	0	0	0	0	4	0	0	0	0	0	0	0	4
7-Bottom	7	0	0	0	0	0	0	2	0	0	0	0	0	0	0	2
Can't choose	8	0	0	0	0	0	0	57	0	0	0	0	0	0	0	57
No answer	9	0	0	0	0	0	0	98	0	0	0	0	0	0	0	98
Not applicable	IAP	13626	354	7542	353	5907	10334	1545	2765	2812	4510	2023	2044	1974	2538	58327

1506. In the job your father had when you were growing up, did your father supervise anyone who was directly responsible to him?

[VAR: PASUP]

RESPONSE	PUNCH	YEAR														
		<u>1972-82</u>	<u>1982B</u>	<u>1983-87</u>	<u>1987B</u>	<u>1988-91</u>	<u>1993-98</u>	<u>2000</u>	<u>2002</u>	<u>2004</u>	<u>2006</u>	<u>2008</u>	<u>2010</u>	<u>2012</u>	<u>2014</u>	<u>ALL</u>
No, did not supervise	1	0	0	0	0	0	0	447	0	0	0	0	0	0	0	447
Yes, supervised 1 to 9 people	2	0	0	0	0	0	0	321	0	0	0	0	0	0	0	321
Yes, supervised 10 or more	3	0	0	0	0	0	0	189	0	0	0	0	0	0	0	189
Don't know if he supervised anyone	4	0	0	0	0	0	0	172	0	0	0	0	0	0	0	172
I don't know what my father did/father never had job/never knew father/ father dead	5	0	0	0	0	0	0	70	0	0	0	0	0	0	0	70
Don't know	8	0	0	0	0	0	0	2	0	0	0	0	0	0	0	2
No answer	9	0	0	0	0	0	0	71	0	0	0	0	0	0	0	71
Not applicable	IAP	13626	354	7542	353	5907	10334	1545	2765	2812	4510	2023	2044	1974	2538	58327

1507. About how many books were there around your family's house when you were 16 years old?

[VAR: BOOKS16]

<u>RESPONSE</u>	<u>PUNCH</u>	<u>YEAR</u>														
		<u>1972-82</u>	<u>1982B</u>	<u>1983-87</u>	<u>1987B</u>	<u>1988-91</u>	<u>1993-98</u>	<u>2000</u>	<u>2002</u>	<u>2004</u>	<u>2006</u>	<u>2008</u>	<u>2010</u>	<u>2012</u>	<u>2014</u>	<u>ALL</u>
None	1	0	0	0	0	0	0	37	0	0	0	0	0	0	0	37
1 or 2	2	0	0	0	0	0	0	81	0	0	0	0	0	0	0	81
Around 10	3	0	0	0	0	0	0	205	0	0	0	0	0	0	0	205
Around 20	4	0	0	0	0	0	0	226	0	0	0	0	0	0	0	226
Around 50	5	0	0	0	0	0	0	229	0	0	0	0	0	0	0	229
Around 100	6	0	0	0	0	0	0	186	0	0	0	0	0	0	0	186
Around 200	7	0	0	0	0	0	0	139	0	0	0	0	0	0	0	139
Around 500	8	0	0	0	0	0	0	63	0	0	0	0	0	0	0	63
1000 or more	9	0	0	0	0	0	0	33	0	0	0	0	0	0	0	33
Don' Know	98	0	0	0	0	0	0	1	0	0	0	0	0	0	0	1
No answer	99	0	0	0	0	0	0	72	0	0	0	0	0	0	0	72
Not applicable	IAP	13626	354	7542	353	5907	10334	1545	2765	2812	4510	2023	2044	1974	2538	58327

**The 1988 ISSP Module: Family and Changing Gender Roles I
(Qs. MAWRKWRM-EARNSMOR)**

**The 1994 ISSP Module: Family and Changing Gender Roles II
(Qs. MAVISIT, MAWRKWRM-FAMSUFFR, HOMEKID-TWOINCS,
WRKNOKID-WRKGROWN, MARHAPPY, MARFIN-MARLEGIT, NUMKIDS,
KIDJOY, KIDNOFRE, KIDEMPTY, MAWORK14-EARNSMOR,
FEWRKSUP-SPWKGRWN, PREMARS1-HOMOSEX1, OBEYTHNK)**

**The 2002 ISSP Module: Family and Changing Gender Roles III
(Qs. MAWRKWRM-FAMSUFFR, HOMEKID-FEJOBIND, WRKNOKID-WRKGROWN,
MARHAPPY, MARNOMAR, MARLEGIT, KIDJOY, KIDEMPTY, MAWORK14,
RWRKNOKD-RWRKGRWN, HUBBYWK1, SINGLPAR-DIVBEST,
MAPAID-CHLDCARE, FAMBUDGT, SPWKNOKD- TWOINCS1)**

**The 2012 ISSP Module: Family and Changing Gender Roles IV
(MAWRKWRM-FAMSUFFR, HOMEKID, HOUSEWRK, WRKSCH, MARHAPPY,
MARLEGIT, MARMAKID, MARHOMO, NUMKIDS, KIDJOY, KIDNOFRE, MAWORK14
HUBBYWK1, MEOVRWRK-COHABOK, DIVBEST, FAMBUDGT, LAUNDRY1-SHOP1,
COOKING1-HHWKFAIR, DECKIDS, HAPPY7-SATFAM7, TWOINCS1-SPLIVE)**

To begin, we have some questions about women.

1508. Do you agree or disagree ...

- A. A working mother can establish just as warm and secure a relationship with her children as a mother who does not work.

[VAR: MAWRKWRM]

RESPONSE	PUNCH	YEAR														
		1972-82	1982B	1983-87	1987B	1988-91	1993-98	2000	2002	2004	2006	2008	2010	2012	2014	ALL
Strongly agree	1	0	0	0	0	394	418	0	468	0	0	0	0	491	0	1771
Agree	2	0	0	0	0	513	592	0	383	0	0	0	0	523	0	2011
Neither agree nor disagree	3	0	0	0	0	121	72	0	124	0	0	0	0	51	0	368
Disagree	4	0	0	0	0	253	273	0	0	0	0	0	0	171	0	697
Strongly disagree	5	0	0	0	0	102	70	0	184	0	0	0	0	47	0	403
Can't choose	8	0	0	0	0	11	9	0	11	0	0	0	0	14	0	45
No answer	9	0	0	0	0	20	13	0	1	0	0	0	0	5	0	39
Not applicable	IAP	13626	354	7542	353	4493	8887	2817	1594	2812	4510	2023	2044	672	2538	54265

B. A pre-school child is likely to suffer if his or her mother works.

[VAR: KIDSUFFR]

RESPONSE	PUNCH	YEAR														
		1972-82	1982B	1983-87	1987B	1988-91	1993-98	2000	2002	2004	2006	2008	2010	2012	2014	ALL
Strongly agree	1	0	0	0	0	142	130	0	137	0	0	0	0	68	0	477
Agree	2	0	0	0	0	452	458	0	305	0	0	0	0	299	0	1514
Neither agree nor disagree	3	0	0	0	0	175	175	0	285	0	0	0	0	109	0	744
Disagree	4	0	0	0	0	400	459	0	0	0	0	0	0	511	0	1370
Strongly disagree	5	0	0	0	0	208	195	0	423	0	0	0	0	294	0	1120
Can't choose	8	0	0	0	0	15	14	0	20	0	0	0	0	14	0	63
No answer	9	0	0	0	0	22	16	0	1	0	0	0	0	7	0	46
Not applicable	IAP	13626	354	7542	353	4493	8887	2817	1594	2812	4510	2023	2044	672	2538	54265

C. All in all, family life suffers when the woman has a full-time job.

[VAR: FAMSUFFR]

RESPONSE	PUNCH	YEAR														
		1972-82	1982B	1983-87	1987B	1988-91	1993-98	2000	2002	2004	2006	2008	2010	2012	2014	ALL
Strongly agree	1	0	0	0	0	240	269	0	158	0	0	0	0	73	0	740
Agree	2	0	0	0	0	691	611	0	299	0	0	0	0	286	0	1887
Neither agree nor disagree	3	0	0	0	0	437	436	0	263	0	0	0	0	152	0	1288
Disagree	4	0	0	0	0	842	842	0	0	0	0	0	0	511	0	2195
Strongly disagree	5	0	0	0	0	465	499	0	434	0	0	0	0	250	0	1648
Can't choose	8	0	0	0	0	29	33	0	15	0	0	0	0	23	0	100
No answer	9	0	0	0	0	69	41	0	2	0	0	0	0	7	0	119
Not applicable	IAP	13626	354	7542	353	3134	7603	2817	1594	2812	4510	2023	2044	672	2538	51622

REMARKS: In 2002, due to a data processing issue, "Disagree" could not be separated from "Strongly disagree".
Except in 2012, this question was self-administered.

D. A woman and her family will all be happier if she goes out to work.

[VAR: HAPIFWRK]

<u>RESPONSE</u>	<u>PUNCH</u>	<u>YEAR</u>														
		<u>1972-82</u>	<u>1982B</u>	<u>1983-87</u>	<u>1987B</u>	<u>1988-91</u>	<u>1993-98</u>	<u>2000</u>	<u>2002</u>	<u>2004</u>	<u>2006</u>	<u>2008</u>	<u>2010</u>	<u>2012</u>	<u>2014</u>	<u>ALL</u>
Strongly agree	1	0	0	0	0	47	0	0	0	0	0	0	0	0	0	47
Agree	2	0	0	0	0	181	0	0	0	0	0	0	0	0	0	181
Neither agree nor disagree	3	0	0	0	0	509	0	0	0	0	0	0	0	0	0	509
Disagree	4	0	0	0	0	467	0	0	0	0	0	0	0	0	0	467
Strongly disagree	5	0	0	0	0	136	0	0	0	0	0	0	0	0	0	136
Can't choose	8	0	0	0	0	48	0	0	0	0	0	0	0	0	0	48
No answer	9	0	0	0	0	26	0	0	0	0	0	0	0	0	0	26
Not applicable	IAP	13626	354	7542	353	4493	10334	2817	2765	2812	4510	2023	2044	1974	2538	58185

E. A job is alright, but what most women really want is a home and children.

[VAR: HOMEKID]

<u>RESPONSE</u>	<u>PUNCH</u>	<u>YEAR</u>														
		<u>1972-82</u>	<u>1982B</u>	<u>1983-87</u>	<u>1987B</u>	<u>1988-91</u>	<u>1993-98</u>	<u>2000</u>	<u>2002</u>	<u>2004</u>	<u>2006</u>	<u>2008</u>	<u>2010</u>	<u>2012</u>	<u>2014</u>	<u>ALL</u>
Strongly agree	1	0	0	0	0	108	101	0	143	0	0	0	0	83	0	435
Agree	2	0	0	0	0	354	359	0	307	0	0	0	0	360	0	1380
Neither agree nor disagree	3	0	0	0	0	358	327	0	335	0	0	0	0	299	0	1319
Disagree	4	0	0	0	0	359	428	0	0	0	0	0	0	372	0	1159
Strongly disagree	5	0	0	0	0	164	179	0	354	0	0	0	0	120	0	817
Can't choose	8	0	0	0	0	44	38	0	29	0	0	0	0	60	0	171
No answer	9	0	0	0	0	27	15	0	3	0	0	0	0	8	0	53
Not applicable	IAP	13626	354	7542	353	4493	8887	2817	1594	2812	4510	2023	2044	672	2538	54265

F. Being a housewife is just as fulfilling as working for pay.

[VAR: HOUSEWRK]

<u>RESPONSE</u>	<u>PUNCH</u>	<u>YEAR</u>														
		<u>1972-82</u>	<u>1982B</u>	<u>1983-87</u>	<u>1987B</u>	<u>1988-91</u>	<u>1993-98</u>	<u>2000</u>	<u>2002</u>	<u>2004</u>	<u>2006</u>	<u>2008</u>	<u>2010</u>	<u>2012</u>	<u>2014</u>	<u>ALL</u>
Strongly agree	1	0	0	0	0	225	235	0	326	0	0	0	0	184	0	970
Agree	2	0	0	0	0	498	539	0	378	0	0	0	0	531	0	1946
Neither agree nor disagree	3	0	0	0	0	314	303	0	235	0	0	0	0	214	0	1066
Disagree	4	0	0	0	0	221	232	0	0	0	0	0	0	238	0	691
Strongly disagree	5	0	0	0	0	86	69	0	183	0	0	0	0	57	0	395
Can't choose	8	0	0	0	0	43	50	0	45	0	0	0	0	69	0	207
No answer	9	0	0	0	0	27	19	0	4	0	0	0	0	9	0	59
Not applicable	IAP	13626	354	7542	353	4493	8887	2817	1594	2812	4510	2023	2044	672	2538	54265

G. Having a job is the best way for a woman to be an independent person.

[VAR: FEJOBIND]

<u>RESPONSE</u>	<u>PUNCH</u>	<u>YEAR</u>														
		<u>1972-82</u>	<u>1982B</u>	<u>1983-87</u>	<u>1987B</u>	<u>1988-91</u>	<u>1993-98</u>	<u>2000</u>	<u>2002</u>	<u>2004</u>	<u>2006</u>	<u>2008</u>	<u>2010</u>	<u>2012</u>	<u>2014</u>	<u>ALL</u>
Strongly agree	1	0	0	0	0	157	175	0	257	0	0	0	0	0	0	589
Agree	2	0	0	0	0	444	464	0	351	0	0	0	0	0	0	1259
Neither agree nor disagree	3	0	0	0	0	316	309	0	291	0	0	0	0	0	0	916
Disagree	4	0	0	0	0	355	374	0	0	0	0	0	0	0	0	729
Strongly disagree	5	0	0	0	0	82	86	0	254	0	0	0	0	0	0	422
Can't choose	8	0	0	0	0	37	21	0	17	0	0	0	0	0	0	75
No answer	9	0	0	0	0	23	18	0	1	0	0	0	0	0	0	42
Not applicable	IAP	13626	354	7542	353	4493	8887	2817	1594	2812	4510	2023	2044	1974	2538	55567

H. Both the husband and the wife should contribute to the household income.

[VAR: TWOINCS]

<u>RESPONSE</u>	<u>PUNCH</u>	<u>YEAR</u>														
		<u>1972-82</u>	<u>1982B</u>	<u>1983-87</u>	<u>1987B</u>	<u>1988-91</u>	<u>1993-98</u>	<u>2000</u>	<u>2002</u>	<u>2004</u>	<u>2006</u>	<u>2008</u>	<u>2010</u>	<u>2012</u>	<u>2014</u>	<u>ALL</u>
Strongly agree	1	0	0	0	0	210	717	0	0	0	0	0	0	0	927	
Agree	2	0	0	0	0	463	1063	0	0	0	0	0	0	0	1526	
Neither agree nor disagree	3	0	0	0	0	414	720	0	0	0	0	0	0	0	1134	
Disagree	4	0	0	0	0	223	295	0	0	0	0	0	0	0	518	
Strongly disagree	5	0	0	0	0	44	41	0	0	0	0	0	0	0	85	
Can't choose	8	0	0	0	0	31	43	0	0	0	0	0	0	0	74	
No answer	9	0	0	0	0	29	28	0	0	0	0	0	0	0	57	
Not applicable	IAP	13626	354	7542	353	4493	7427	2817	2765	2812	4510	2023	2044	1974	2538	55278

I. A husband's job is to earn money; a wife's job is to look after the home and family.

[VAR: HUBBYWRK]

<u>RESPONSE</u>	<u>PUNCH</u>	<u>YEAR</u>														
		<u>1972-82</u>	<u>1982B</u>	<u>1983-87</u>	<u>1987B</u>	<u>1988-91</u>	<u>1993-98</u>	<u>2000</u>	<u>2002</u>	<u>2004</u>	<u>2006</u>	<u>2008</u>	<u>2010</u>	<u>2012</u>	<u>2014</u>	<u>ALL</u>
Strongly agree	1	0	0	0	0	264	121	0	0	0	0	159	0	0	0	544
Agree	2	0	0	0	0	499	153	0	0	0	0	216	0	0	0	868
Neither agree nor disagree	3	0	0	0	0	574	237	0	0	0	0	283	0	0	0	1094
Disagree	4	0	0	0	0	782	305	0	0	0	0	413	0	0	0	1500
Strongly disagree	5	0	0	0	0	567	420	0	0	0	0	287	0	0	0	1274
Can't choose	8	0	0	0	0	38	23	0	0	0	0	6	0	0	0	67
No answer	9	0	0	0	0	49	25	0	0	0	0	1	0	0	0	75
Not applicable	IAP	13626	354	7542	353	3134	9050	2817	2765	2812	4510	658	2044	1974	2538	54177

J. I would enjoy having a job even if I didn't need the money.

[VAR: ILIKEJOB]

RESPONSE	PUNCH	YEAR														
		1972-82	1982B	1983-87	1987B	1988-91	1993-98	2000	2002	2004	2006	2008	2010	2012	2014	ALL
Strongly agree	1	0	0	0	0	211	0	0	0	0	0	0	0	0	0	211
Agree	2	0	0	0	0	650	0	0	0	0	0	0	0	0	0	650
Neither agree nor disagree	3	0	0	0	0	173	0	0	0	0	0	0	0	0	0	173
Disagree	4	0	0	0	0	228	0	0	0	0	0	0	0	0	0	228
Strongly disagree	5	0	0	0	0	97	0	0	0	0	0	0	0	0	0	97
Can't choose	8	0	0	0	0	34	0	0	0	0	0	0	0	0	0	34
No answer	9	0	0	0	0	21	0	0	0	0	0	0	0	0	0	21
Not applicable	IAP	13626	354	7542	353	4493	10334	2817	2765	2812	4510	2023	2044	1974	2538	58185

REMARKS: Qs. FAMSUFFR and HUBBYWRK were asked as part of the 1991 ISSP module on religion; see also Qs. SPIRITS, GRACE, NEARGOD, GOD, JOBSALL, EQUALIZE, HAPUNHAP-ANTIREL. In 1994, TWOINCS used "man" and "woman." In 2002, in Qs. MAWRKWRM-FAMSUFFR, HOMEKID-FEJOBIND, the "disagree" category (punch 5) was collapsed to reflect both disagree and "strongly disagree" response options.

1509. Do you think that women should work outside the home full-time, part-time or not at all under these circumstances:

Please circle one answer on each line.

A. After marrying and before there are children.

[VAR: WRKNOKID]

RESPONSE	PUNCH	YEAR														
		1972-82	1982B	1983-87	1987B	1988-91	1993-98	2000	2002	2004	2006	2008	2010	2012	2014	ALL
Work full-time	1	0	0	0	0	931	1067	0	796	0	0	0	0	0	0	2794
Work part-time	2	0	0	0	0	215	168	0	168	0	0	0	0	0	0	551
Stay home	3	0	0	0	0	67	34	0	20	0	0	0	0	0	0	121
Can't choose	8	0	0	0	0	171	154	0	185	0	0	0	0	0	0	510
No answer	9	0	0	0	0	30	24	0	2	0	0	0	0	0	0	56
Not applicable	IAP	13626	354	7542	353	4493	8887	2817	1594	2812	4510	2023	2044	1974	2538	55567

B. When there is a child under school age.

[VAR: WRKBABY]

<u>RESPONSE</u>	<u>PUNCH</u>	<u>YEAR</u>														
		<u>1972-82</u>	<u>1982B</u>	<u>1983-87</u>	<u>1987B</u>	<u>1988-91</u>	<u>1993-98</u>	<u>2000</u>	<u>2002</u>	<u>2004</u>	<u>2006</u>	<u>2008</u>	<u>2010</u>	<u>2012</u>	<u>2014</u>	<u>ALL</u>
Work full-time	1	0	0	0	0	136	141	0	133	0	0	0	0	171	0	581
Work part-time	2	0	0	0	0	425	436	0	421	0	0	0	0	481	0	1763
Stay home	3	0	0	0	0	681	696	0	460	0	0	0	0	335	0	2172
Can't choose	8	0	0	0	0	143	140	0	155	0	0	0	0	306	0	744
No answer	9	0	0	0	0	29	34	0	2	0	0	0	0	9	0	74
Not applicable	IAP	13626	354	7542	353	4493	8887	2817	1594	2812	4510	2023	2044	672	2538	54265

C. After the youngest child starts school.

[VAR: WRKSCH]

<u>RESPONSE</u>	<u>PUNCH</u>	<u>YEAR</u>														
		<u>1972-82</u>	<u>1982B</u>	<u>1983-87</u>	<u>1987B</u>	<u>1988-91</u>	<u>1993-98</u>	<u>2000</u>	<u>2002</u>	<u>2004</u>	<u>2006</u>	<u>2008</u>	<u>2010</u>	<u>2012</u>	<u>2014</u>	<u>ALL</u>
Work full-time	1	0	0	0	0	433	482	0	414	0	0	0	0	567	0	1896
Work part-time	2	0	0	0	0	633	686	0	534	0	0	0	0	419	0	2272
Stay home	3	0	0	0	0	157	107	0	66	0	0	0	0	47	0	377
Can't choose	8	0	0	0	0	159	141	0	155	0	0	0	0	259	0	714
No answer	9	0	0	0	0	32	31	0	2	0	0	0	0	10	0	75
Not applicable	IAP	13626	354	7542	353	4493	8887	2817	1594	2812	4510	2023	2044	672	2538	54265

D. After the children leave home.

[VAR: WRKGROWN]

<u>RESPONSE</u>	<u>PUNCH</u>	<u>YEAR</u>														
		<u>1972-82</u>	<u>1982B</u>	<u>1983-87</u>	<u>1987B</u>	<u>1988-91</u>	<u>1993-98</u>	<u>2000</u>	<u>2002</u>	<u>2004</u>	<u>2006</u>	<u>2008</u>	<u>2010</u>	<u>2012</u>	<u>2014</u>	<u>ALL</u>
Work full-time	1	0	0	0	0	888	986	0	735	0	0	0	0	0	0	2609
Work part-time	2	0	0	0	0	236	203	0	203	0	0	0	0	0	0	642
Stay home	3	0	0	0	0	62	30	0	28	0	0	0	0	0	0	120
Can't choose	8	0	0	0	0	197	200	0	203	0	0	0	0	0	0	600
No answer	9	0	0	0	0	31	28	0	2	0	0	0	0	0	0	61
Not applicable	IAP	13626	354	7542	353	4493	8887	2817	1594	2812	4510	2023	2044	1974	2538	55567

1510. Think of a child under 3 years old whose parents both have full-time jobs. How suitable do you think each of these child care arrangements would be for the child?

A. A public day care center?

[VAR: DAYCARE1]

<u>RESPONSE</u>	<u>PUNCH</u>	<u>YEAR</u>														
		<u>1972-82</u>	<u>1982B</u>	<u>1983-87</u>	<u>1987B</u>	<u>1988-91</u>	<u>1993-98</u>	<u>2000</u>	<u>2002</u>	<u>2004</u>	<u>2006</u>	<u>2008</u>	<u>2010</u>	<u>2012</u>	<u>2014</u>	<u>ALL</u>
Very suitable	1	0	0	0	0	267	0	0	0	0	0	0	0	0	0	267
Somewhat suitable	2	0	0	0	0	548	0	0	0	0	0	0	0	0	0	548
Not very suitable	3	0	0	0	0	278	0	0	0	0	0	0	0	0	0	278
Not at all suitable	4	0	0	0	0	165	0	0	0	0	0	0	0	0	0	165
Can't choose	8	0	0	0	0	99	0	0	0	0	0	0	0	0	0	99
No answer	9	0	0	0	0	57	0	0	0	0	0	0	0	0	0	57
Not applicable	IAP	13626	354	7542	353	4493	10334	2817	2765	2812	4510	2023	2044	1974	2538	58185

B. A private day care center?

[VAR: DAYCARE2]

<u>RESPONSE</u>	<u>PUNCH</u>	<u>YEAR</u>														
		<u>1972-82</u>	<u>1982B</u>	<u>1983-87</u>	<u>1987B</u>	<u>1988-91</u>	<u>1993-98</u>	<u>2000</u>	<u>2002</u>	<u>2004</u>	<u>2006</u>	<u>2008</u>	<u>2010</u>	<u>2012</u>	<u>2014</u>	<u>ALL</u>
Very suitable	1	0	0	0	0	443	0	0	0	0	0	0	0	0	0	443
Somewhat suitable	2	0	0	0	0	600	0	0	0	0	0	0	0	0	0	600
Not very suitable	3	0	0	0	0	145	0	0	0	0	0	0	0	0	0	145
Not at all suitable	4	0	0	0	0	82	0	0	0	0	0	0	0	0	0	82
Can't choose	8	0	0	0	0	92	0	0	0	0	0	0	0	0	0	92
No answer	9	0	0	0	0	52	0	0	0	0	0	0	0	0	0	52
Not applicable	IAP	13626	354	7542	353	4493	10334	2817	2765	2812	4510	2023	2044	1974	2538	58185

C. A babysitter?

[VAR: DAYCARE3]

<u>RESPONSE</u>	<u>PUNCH</u>	<u>YEAR</u>														
		<u>1972-82</u>	<u>1982B</u>	<u>1983-87</u>	<u>1987B</u>	<u>1988-91</u>	<u>1993-98</u>	<u>2000</u>	<u>2002</u>	<u>2004</u>	<u>2006</u>	<u>2008</u>	<u>2010</u>	<u>2012</u>	<u>2014</u>	<u>ALL</u>
Very suitable	1	0	0	0	0	372	0	0	0	0	0	0	0	0	0	372
Somewhat suitable	2	0	0	0	0	616	0	0	0	0	0	0	0	0	0	616
Not very suitable	3	0	0	0	0	203	0	0	0	0	0	0	0	0	0	203
Not at all suitable	4	0	0	0	0	89	0	0	0	0	0	0	0	0	0	89
Can't choose	8	0	0	0	0	72	0	0	0	0	0	0	0	0	0	72
No answer	9	0	0	0	0	62	0	0	0	0	0	0	0	0	0	62
Not applicable	IAP	13626	354	7542	353	4493	10334	2817	2765	2812	4510	2023	2044	1974	2538	58185

D. A neighbor or friend?

[VAR: DAYCARE4]

<u>RESPONSE</u>	<u>PUNCH</u>	<u>YEAR</u>														
		<u>1972-82</u>	<u>1982B</u>	<u>1983-87</u>	<u>1987B</u>	<u>1988-91</u>	<u>1993-98</u>	<u>2000</u>	<u>2002</u>	<u>2004</u>	<u>2006</u>	<u>2008</u>	<u>2010</u>	<u>2012</u>	<u>2014</u>	<u>ALL</u>
Very suitable	1	0	0	0	0	367	0	0	0	0	0	0	0	0	0	367
Somewhat suitable	2	0	0	0	0	607	0	0	0	0	0	0	0	0	0	607
Not very suitable	3	0	0	0	0	220	0	0	0	0	0	0	0	0	0	220
Not at all suitable	4	0	0	0	0	84	0	0	0	0	0	0	0	0	0	84
Can't choose	8	0	0	0	0	81	0	0	0	0	0	0	0	0	0	81
No answer	9	0	0	0	0	55	0	0	0	0	0	0	0	0	0	55
Not applicable	IAP	13626	354	7542	353	4493	10334	2817	2765	2812	4510	2023	2044	1974	2538	58185

E. A relative?

[VAR: DAYCARE5]

<u>RESPONSE</u>	<u>PUNCH</u>	<u>YEAR</u>														
		<u>1972-82</u>	<u>1982B</u>	<u>1983-87</u>	<u>1987B</u>	<u>1988-91</u>	<u>1993-98</u>	<u>2000</u>	<u>2002</u>	<u>2004</u>	<u>2006</u>	<u>2008</u>	<u>2010</u>	<u>2012</u>	<u>2014</u>	<u>ALL</u>
Very suitable	1	0	0	0	0	703	0	0	0	0	0	0	0	0	0	703
Somewhat suitable	2	0	0	0	0	479	0	0	0	0	0	0	0	0	0	479
Not very suitable	3	0	0	0	0	89	0	0	0	0	0	0	0	0	0	89
Not at all suitable	4	0	0	0	0	44	0	0	0	0	0	0	0	0	0	44
Can't choose	8	0	0	0	0	59	0	0	0	0	0	0	0	0	0	59
No answer	9	0	0	0	0	40	0	0	0	0	0	0	0	0	0	40
Not applicable	IAP	13626	354	7542	353	4493	10334	2817	2765	2812	4510	2023	2044	1974	2538	58185

1511. If you were advising a young woman, which of the following ways of life would you recommend?

[VAR: FEMARRY]

<u>RESPONSE</u>	<u>PUNCH</u>	<u>YEAR</u>														
		<u>1972-82</u>	<u>1982B</u>	<u>1983-87</u>	<u>1987B</u>	<u>1988-91</u>	<u>1993-98</u>	<u>2000</u>	<u>2002</u>	<u>2004</u>	<u>2006</u>	<u>2008</u>	<u>2010</u>	<u>2012</u>	<u>2014</u>	<u>ALL</u>
To live alone, without a steady partner	1	0	0	0	0	131	0	0	0	0	0	0	0	0	0	131
To live with a steady partner without marrying	2	0	0	0	0	37	0	0	0	0	0	0	0	0	0	37
To live with a steady partner for a while, and then marry	3	0	0	0	0	372	0	0	0	0	0	0	0	0	0	372
To marry without living together first	4	0	0	0	0	652	0	0	0	0	0	0	0	0	0	652
Can't choose	8	0	0	0	0	197	0	0	0	0	0	0	0	0	0	197
No answer	9	0	0	0	0	25	0	0	0	0	0	0	0	0	0	25
Not applicable	IAP	13626	354	7542	353	4493	10334	2817	2765	2812	4510	2023	2044	1974	2538	58185

1512. If you were advising a young man, which of the following ways of life would you recommend?

[VAR: MEMARRY]

<u>RESPONSE</u>	<u>PUNCH</u>	<u>YEAR</u>														
		<u>1972-82</u>	<u>1982B</u>	<u>1983-87</u>	<u>1987B</u>	<u>1988-91</u>	<u>1993-98</u>	<u>2000</u>	<u>2002</u>	<u>2004</u>	<u>2006</u>	<u>2008</u>	<u>2010</u>	<u>2012</u>	<u>2014</u>	<u>ALL</u>
To live alone, without a steady partner	1	0	0	0	0	143	0	0	0	0	0	0	0	0	0	143
To live with a steady partner without marrying	2	0	0	0	0	40	0	0	0	0	0	0	0	0	0	40
To live with a steady partner for a while, and then marry	3	0	0	0	0	369	0	0	0	0	0	0	0	0	0	369
To marry without living together first	4	0	0	0	0	636	0	0	0	0	0	0	0	0	0	636
Can't choose	8	0	0	0	0	199	0	0	0	0	0	0	0	0	0	199
No answer	9	0	0	0	0	27	0	0	0	0	0	0	0	0	0	27
Not applicable	IAP	13626	354	7542	353	4493	10334	2817	2765	2812	4510	2023	2044	1974	2538	58185

1513. Do you agree or disagree?

A. Married people are generally happier than unmarried people.

[VAR: MARHAPPY]

<u>RESPONSE</u>	<u>PUNCH</u>	<u>YEAR</u>														
		<u>1972-82</u>	<u>1982B</u>	<u>1983-87</u>	<u>1987B</u>	<u>1988-91</u>	<u>1993-98</u>	<u>2000</u>	<u>2002</u>	<u>2004</u>	<u>2006</u>	<u>2008</u>	<u>2010</u>	<u>2012</u>	<u>2014</u>	<u>ALL</u>
Strongly agree	1	0	0	0	0	233	149	0	191	0	0	0	0	100	0	673
Agree	2	0	0	0	0	485	496	0	272	0	0	0	0	348	0	1601
Neither agree or disagree	3	0	0	0	0	411	439	0	367	0	0	0	0	383	0	1600
Disagree	4	0	0	0	0	184	246	0	196	0	0	0	0	327	0	953
Strongly disagree	5	0	0	0	0	30	57	0	103	0	0	0	0	59	0	249
Can't choose	8	0	0	0	0	53	39	0	41	0	0	0	0	76	0	209
No answer	9	0	0	0	0	18	21	0	1	0	0	0	0	9	0	49
Not applicable	IAP	13626	354	7542	353	4493	8887	2817	1594	2812	4510	2023	2044	672	2538	54265

B. Personal freedom is more important than the companionship of marriage.

[VAR: MARFREE]

<u>RESPONSE</u>	<u>PUNCH</u>	<u>YEAR</u>														
		<u>1972-82</u>	<u>1982B</u>	<u>1983-87</u>	<u>1987B</u>	<u>1988-91</u>	<u>1993-98</u>	<u>2000</u>	<u>2002</u>	<u>2004</u>	<u>2006</u>	<u>2008</u>	<u>2010</u>	<u>2012</u>	<u>2014</u>	<u>ALL</u>
Strongly agree	1	0	0	0	0	54	61	0	0	0	0	0	0	0	0	115
Agree	2	0	0	0	0	160	152	0	0	0	0	0	0	0	0	312
Neither agree or disagree	3	0	0	0	0	345	218	0	0	0	0	0	0	0	0	563
Disagree	4	0	0	0	0	633	696	0	0	0	0	0	0	0	0	1329
Strongly disagree	5	0	0	0	0	144	308	0	0	0	0	0	0	0	0	452
Can't choose	8	0	0	0	0	50	23	0	0	0	0	0	0	0	0	73
No answer	9	0	0	0	0	28	2	0	0	0	0	0	0	0	0	30
Not applicable	IAP	13626	354	7542	353	4493	8874	2817	2765	2812	4510	2023	2044	1974	2538	56725

C. The main advantage of marriage is that it gives financial security.

[VAR: MARFIN]

<u>RESPONSE</u>	<u>PUNCH</u>	<u>YEAR</u>														
		<u>1972-82</u>	<u>1982B</u>	<u>1983-87</u>	<u>1987B</u>	<u>1988-91</u>	<u>1993-98</u>	<u>2000</u>	<u>2002</u>	<u>2004</u>	<u>2006</u>	<u>2008</u>	<u>2010</u>	<u>2012</u>	<u>2014</u>	<u>ALL</u>
Strongly agree	1	0	0	0	0	52	48	0	0	0	0	0	0	0	0	100
Agree	2	0	0	0	0	172	193	0	0	0	0	0	0	0	0	365
Neither agree or disagree	3	0	0	0	0	250	305	0	0	0	0	0	0	0	0	555
Disagree	4	0	0	0	0	672	687	0	0	0	0	0	0	0	0	1359
Strongly disagree	5	0	0	0	0	218	173	0	0	0	0	0	0	0	0	391
Can't choose	8	0	0	0	0	28	18	0	0	0	0	0	0	0	0	46
No answer	9	0	0	0	0	22	23	0	0	0	0	0	0	0	0	45
Not applicable	IAP	13626	354	7542	353	4493	8887	2817	2765	2812	4510	2023	2044	1974	2538	56738

D. The main purpose of marriage these days is to have children.

[VAR: MARKIDS]

<u>RESPONSE</u>	<u>PUNCH</u>	<u>YEAR</u>														
		<u>1972-82</u>	<u>1982B</u>	<u>1983-87</u>	<u>1987B</u>	<u>1988-91</u>	<u>1993-98</u>	<u>2000</u>	<u>2002</u>	<u>2004</u>	<u>2006</u>	<u>2008</u>	<u>2010</u>	<u>2012</u>	<u>2014</u>	<u>ALL</u>
Strongly agree	1	0	0	0	0	36	22	0	0	0	0	0	0	0	0	58
Agree	2	0	0	0	0	127	160	0	0	0	0	0	0	0	0	287
Neither agree or disagree	3	0	0	0	0	230	246	0	0	0	0	0	0	0	0	476
Disagree	4	0	0	0	0	727	766	0	0	0	0	0	0	0	0	1493
Strongly disagree	5	0	0	0	0	238	209	0	0	0	0	0	0	0	0	447
Can't choose	8	0	0	0	0	32	22	0	0	0	0	0	0	0	0	54
No answer	9	0	0	0	0	24	22	0	0	0	0	0	0	0	0	46
Not applicable	IAP	13626	354	7542	353	4493	8887	2817	2765	2812	4510	2023	2044	1974	2538	56738

E. It is better to have a bad marriage than no marriage at all.

[VAR: MARNOMAR]

<u>RESPONSE</u>	<u>PUNCH</u>	<u>YEAR</u>														
		<u>1972-82</u>	<u>1982B</u>	<u>1983-87</u>	<u>1987B</u>	<u>1988-91</u>	<u>1993-98</u>	<u>2000</u>	<u>2002</u>	<u>2004</u>	<u>2006</u>	<u>2008</u>	<u>2010</u>	<u>2012</u>	<u>2014</u>	<u>ALL</u>
Strongly agree	1	0	0	0	0	19	11	0	29	0	0	0	0	0	0	59
Agree	2	0	0	0	0	44	33	0	38	0	0	0	0	0	0	115
Neither agree or disagree	3	0	0	0	0	81	68	0	68	0	0	0	0	0	0	217
Disagree	4	0	0	0	0	583	593	0	342	0	0	0	0	0	0	1518
Strongly disagree	5	0	0	0	0	641	699	0	682	0	0	0	0	0	0	2022
Can't choose	8	0	0	0	0	23	18	0	10	0	0	0	0	0	0	51
No answer	9	0	0	0	0	23	25	0	2	0	0	0	0	0	0	50
Not applicable	IAP	13626	354	7542	353	4493	8887	2817	1594	2812	4510	2023	2044	1974	2538	55567

F. People who want children ought to get married.

[VAR: MARLEGIT]

<u>RESPONSE</u>	<u>PUNCH</u>	<u>YEAR</u>														
		<u>1972-82</u>	<u>1982B</u>	<u>1983-87</u>	<u>1987B</u>	<u>1988-91</u>	<u>1993-98</u>	<u>2000</u>	<u>2002</u>	<u>2004</u>	<u>2006</u>	<u>2008</u>	<u>2010</u>	<u>2012</u>	<u>2014</u>	<u>ALL</u>
Strongly agree	1	0	0	0	0	484	434	0	450	0	0	0	0	244	0	1612
Agree	2	0	0	0	0	529	597	0	302	0	0	0	0	544	0	1972
Neither agree or disagree	3	0	0	0	0	165	145	0	182	0	0	0	0	227	0	719
Disagree	4	0	0	0	0	156	175	0	141	0	0	0	0	221	0	693
Strongly disagree	5	0	0	0	0	48	55	0	77	0	0	0	0	36	0	216
Can't choose	8	0	0	0	0	8	15	0	17	0	0	0	0	24	0	64
No answer	9	0	0	0	0	24	26	0	2	0	0	0	0	6	0	58
Not applicable	IAP	13626	354	7542	353	4493	8887	2817	1594	2812	4510	2023	2044	672	2538	54265

G. A single mother can bring up her child as well as a married couple.

[VAR: MARMAKID]

<u>RESPONSE</u>	<u>PUNCH</u>	<u>YEAR</u>														
		<u>1972-82</u>	<u>1982B</u>	<u>1983-87</u>	<u>1987B</u>	<u>1988-91</u>	<u>1993-98</u>	<u>2000</u>	<u>2002</u>	<u>2004</u>	<u>2006</u>	<u>2008</u>	<u>2010</u>	<u>2012</u>	<u>2014</u>	<u>ALL</u>
Strongly agree	1	0	0	0	0	111	0	0	0	0	0	0	0	323	0	434
Agree	2	0	0	0	0	408	0	0	0	0	0	0	0	315	0	723
Neither agree or disagree	3	0	0	0	0	223	0	0	0	0	0	0	0	152	0	375
Disagree	4	0	0	0	0	477	0	0	0	0	0	0	0	183	0	660
Strongly disagree	5	0	0	0	0	156	0	0	0	0	0	0	0	314	0	470
Can't choose	8	0	0	0	0	16	0	0	0	0	0	0	0	14	0	30
No answer	9	0	0	0	0	23	0	0	0	0	0	0	0	7	0	30
Not applicable	IAP	13626	354	7542	353	4493	10334	2817	2765	2812	4510	2023	2044	666	2538	56877

H. A single father can bring up his child as well as a married couple.

[VAR: MARPAKID]

<u>RESPONSE</u>	<u>PUNCH</u>	<u>YEAR</u>														
		<u>1972-82</u>	<u>1982B</u>	<u>1983-87</u>	<u>1987B</u>	<u>1988-91</u>	<u>1993-98</u>	<u>2000</u>	<u>2002</u>	<u>2004</u>	<u>2006</u>	<u>2008</u>	<u>2010</u>	<u>2012</u>	<u>2014</u>	<u>ALL</u>
Strongly agree	1	0	0	0	0	94	0	0	0	0	0	0	0	0	0	94
Agree	2	0	0	0	0	348	0	0	0	0	0	0	0	0	0	348
Neither agree or disagree	3	0	0	0	0	235	0	0	0	0	0	0	0	0	0	235
Disagree	4	0	0	0	0	529	0	0	0	0	0	0	0	0	0	529
Strongly disagree	5	0	0	0	0	164	0	0	0	0	0	0	0	0	0	164
Can't choose	8	0	0	0	0	18	0	0	0	0	0	0	0	0	0	18
No answer	9	0	0	0	0	26	0	0	0	0	0	0	0	0	0	26
Not applicable	IAP	13626	354	7542	353	4493	10334	2817	2765	2812	4510	2023	2044	1974	2538	58185

I. Couples don't take marriage seriously enough when divorce is easily available.

[VAR: MARDIV]

<u>RESPONSE</u>	<u>PUNCH</u>	<u>YEAR</u>														
		<u>1972-82</u>	<u>1982B</u>	<u>1983-87</u>	<u>1987B</u>	<u>1988-91</u>	<u>1993-98</u>	<u>2000</u>	<u>2002</u>	<u>2004</u>	<u>2006</u>	<u>2008</u>	<u>2010</u>	<u>2012</u>	<u>2014</u>	<u>ALL</u>
Strongly agree	1	0	0	0	0	293	0	0	0	0	0	0	0	0	0	293
Agree	2	0	0	0	0	603	0	0	0	0	0	0	0	0	0	603
Neither agree or disagree	3	0	0	0	0	227	0	0	0	0	0	0	0	0	0	227
Disagree	4	0	0	0	0	195	0	0	0	0	0	0	0	0	0	195
Strongly disagree	5	0	0	0	0	47	0	0	0	0	0	0	0	0	0	47
Can't choose	8	0	0	0	0	26	0	0	0	0	0	0	0	0	0	26
No answer	9	0	0	0	0	23	0	0	0	0	0	0	0	0	0	23
Not applicable	IAP	13626	354	7542	353	4493	10334	2817	2765	2812	4510	2023	2044	1974	2538	58185

J. Homosexual couples should have the right to marry one another.

[VAR: MARHOMO]

<u>RESPONSE</u>	<u>PUNCH</u>	<u>YEAR</u>														
		<u>1972-82</u>	<u>1982B</u>	<u>1983-87</u>	<u>1987B</u>	<u>1988-91</u>	<u>1993-98</u>	<u>2000</u>	<u>2002</u>	<u>2004</u>	<u>2006</u>	<u>2008</u>	<u>2010</u>	<u>2012</u>	<u>2014</u>	<u>ALL</u>
Strongly agree	1	0	0	0	0	44	0	0	0	135	307	223	270	323	532	1834
Agree	2	0	0	0	0	118	0	0	0	216	391	307	316	315	423	2086
Neither agree or disagree	3	0	0	0	0	196	0	0	0	173	260	170	167	152	185	1303
Disagree	4	0	0	0	0	336	0	0	0	240	329	213	191	183	223	1715
Strongly disagree	5	0	0	0	0	613	0	0	0	420	695	423	318	314	327	3110
Can't choose	8	0	0	0	0	82	0	0	0	22	17	14	13	14	12	174
No answer	9	0	0	0	0	25	0	0	0	10	4	2	6	7	12	66
Not applicable	IAP	13626	354	7542	353	4493	10334	2817	2765	1596	2507	671	763	666	824	49311

1514. All in all, what do you think is the idea number of children for a family to have? Please just write a number in the box below.

[VAR: NUMKIDS]

<u>RESPONSE</u>	<u>PUNCH</u>	<u>YEAR</u>														
		<u>1972-82</u>	<u>1982B</u>	<u>1983-87</u>	<u>1987B</u>	<u>1988-91</u>	<u>1993-98</u>	<u>2000</u>	<u>2002</u>	<u>2004</u>	<u>2006</u>	<u>2008</u>	<u>2010</u>	<u>2012</u>	<u>2014</u>	<u>ALL</u>
0, None	0	0	0	0	0	12	9	0	0	0	0	0	0	12	0	33
1	1	0	0	0	0	25	34	0	0	0	0	0	0	32	0	91
2	2	0	0	0	0	733	783	0	0	0	0	0	0	637	0	2153
3	3	0	0	0	0	333	295	0	0	0	0	0	0	355	0	983
4	4	0	0	0	0	183	159	0	0	0	0	0	0	118	0	460
5	5	0	0	0	0	26	17	0	0	0	0	0	0	23	0	66
6	6	0	0	0	0	15	4	0	0	0	0	0	0	10	0	29
7 or more	7	0	0	0	0	12	1	0	0	0	0	0	0	2	0	15
Don't know	8	0	0	0	0	11	18	0	0	0	0	0	0	89	0	118
No answer	9	0	0	0	0	64	125	0	0	0	0	0	0	24	0	213
Not applicable	IAP	13626	354	7542	353	4493	8889	2817	2765	2812	4510	2023	2044	672	2538	55438

1515. In general, what do you feel about each of these family sizes?

A. A family with no children

[VAR: NOKIDS]

<u>RESPONSE</u>	<u>PUNCH</u>	<u>YEAR</u>														
		<u>1972-82</u>	<u>1982B</u>	<u>1983-87</u>	<u>1987B</u>	<u>1988-91</u>	<u>1993-98</u>	<u>2000</u>	<u>2002</u>	<u>2004</u>	<u>2006</u>	<u>2008</u>	<u>2010</u>	<u>2012</u>	<u>2014</u>	<u>ALL</u>
Very desirable	1	0	0	0	0	53	0	0	0	0	0	0	0	0	0	53
Desirable	2	0	0	0	0	167	0	0	0	0	0	0	0	0	0	167
Neither desirable nor undesirable	3	0	0	0	0	473	0	0	0	0	0	0	0	0	0	473
Undesirable	4	0	0	0	0	366	0	0	0	0	0	0	0	0	0	366
Very undesirable	5	0	0	0	0	162	0	0	0	0	0	0	0	0	0	162
Can't choose	8	0	0	0	0	114	0	0	0	0	0	0	0	0	0	114
No answer	9	0	0	0	0	79	0	0	0	0	0	0	0	0	0	79
Not applicable	IAP	13626	354	7542	353	4493	10334	2817	2765	2812	4510	2023	2044	1974	2538	58185

B. A family with one child

[VAR: ONEKID]

<u>RESPONSE</u>	<u>PUNCH</u>	<u>YEAR</u>														
		<u>1972-82</u>	<u>1982B</u>	<u>1983-87</u>	<u>1987B</u>	<u>1988-91</u>	<u>1993-98</u>	<u>2000</u>	<u>2002</u>	<u>2004</u>	<u>2006</u>	<u>2008</u>	<u>2010</u>	<u>2012</u>	<u>2014</u>	<u>ALL</u>
Very desirable	1	0	0	0	0	96	0	0	0	0	0	0	0	0	0	96
Desirable	2	0	0	0	0	583	0	0	0	0	0	0	0	0	0	583
Neither desirable nor undesirable	3	0	0	0	0	307	0	0	0	0	0	0	0	0	0	307
Undesirable	4	0	0	0	0	239	0	0	0	0	0	0	0	0	0	239
Very undesirable	5	0	0	0	0	33	0	0	0	0	0	0	0	0	0	33
Can't choose	8	0	0	0	0	59	0	0	0	0	0	0	0	0	0	59
No answer	9	0	0	0	0	97	0	0	0	0	0	0	0	0	0	97
Not applicable	IAP	13626	354	7542	353	4493	10334	2817	2765	2812	4510	2023	2044	1974	2538	58185

C. A family with two children

[VAR: TWOKIDS]

<u>RESPONSE</u>	<u>PUNCH</u>	<u>YEAR</u>														
		<u>1972-82</u>	<u>1982B</u>	<u>1983-87</u>	<u>1987B</u>	<u>1988-91</u>	<u>1993-98</u>	<u>2000</u>	<u>2002</u>	<u>2004</u>	<u>2006</u>	<u>2008</u>	<u>2010</u>	<u>2012</u>	<u>2014</u>	<u>ALL</u>
Very desirable	1	0	0	0	0	358	0	0	0	0	0	0	0	0	0	358
Desirable	2	0	0	0	0	726	0	0	0	0	0	0	0	0	0	726
Neither desirable nor undesirable	3	0	0	0	0	169	0	0	0	0	0	0	0	0	0	169
Undesirable	4	0	0	0	0	32	0	0	0	0	0	0	0	0	0	32
Very undesirable	5	0	0	0	0	13	0	0	0	0	0	0	0	0	0	13
Can't choose	8	0	0	0	0	48	0	0	0	0	0	0	0	0	0	48
No answer	9	0	0	0	0	68	0	0	0	0	0	0	0	0	0	68
Not applicable	IAP	13626	354	7542	353	4493	10334	2817	2765	2812	4510	2023	2044	1974	2538	58185

D. A family with three kids

[VAR: THREKIDS]

<u>RESPONSE</u>	<u>PUNCH</u>	<u>YEAR</u>														
		<u>1972-82</u>	<u>1982B</u>	<u>1983-87</u>	<u>1987B</u>	<u>1988-91</u>	<u>1993-98</u>	<u>2000</u>	<u>2002</u>	<u>2004</u>	<u>2006</u>	<u>2008</u>	<u>2010</u>	<u>2012</u>	<u>2014</u>	<u>ALL</u>
Very desirable	1	0	0	0	0	214	0	0	0	0	0	0	0	0	0	214
Desirable	2	0	0	0	0	590	0	0	0	0	0	0	0	0	0	590
Neither desirable nor undesirable	3	0	0	0	0	299	0	0	0	0	0	0	0	0	0	299
Undesirable	4	0	0	0	0	140	0	0	0	0	0	0	0	0	0	140
Very undesirable	5	0	0	0	0	38	0	0	0	0	0	0	0	0	0	38
Can't choose	8	0	0	0	0	57	0	0	0	0	0	0	0	0	0	57
No answer	9	0	0	0	0	76	0	0	0	0	0	0	0	0	0	76
Not applicable	IAP	13626	354	7542	353	4493	10334	2817	2765	2812	4510	2023	2044	1974	2538	58185

E. A family with four children or more

[VAR: FOURKIDS]

<u>RESPONSE</u>	<u>PUNCH</u>	<u>YEAR</u>														
		<u>1972-82</u>	<u>1982B</u>	<u>1983-87</u>	<u>1987B</u>	<u>1988-91</u>	<u>1993-98</u>	<u>2000</u>	<u>2002</u>	<u>2004</u>	<u>2006</u>	<u>2008</u>	<u>2010</u>	<u>2012</u>	<u>2014</u>	<u>ALL</u>
Very desirable	1	0	0	0	0	154	0	0	0	0	0	0	0	0	0	154
Desirable	2	0	0	0	0	314	0	0	0	0	0	0	0	0	0	314
Neither desirable nor undesirable	3	0	0	0	0	335	0	0	0	0	0	0	0	0	0	335
Undesirable	4	0	0	0	0	300	0	0	0	0	0	0	0	0	0	300
Very undesirable	5	0	0	0	0	156	0	0	0	0	0	0	0	0	0	156
Can't choose	8	0	0	0	0	84	0	0	0	0	0	0	0	0	0	84
No answer	9	0	0	0	0	71	0	0	0	0	0	0	0	0	0	71
Not applicable	IAP	13626	354	7542	353	4493	10334	2817	2765	2812	4510	2023	2044	1974	2538	58185

1516. Do you agree or disagree ...

A. Children are more trouble than they are worth.

[VAR: KIDTRBLE]

<u>RESPONSE</u>	<u>PUNCH</u>	<u>YEAR</u>														
		<u>1972-82</u>	<u>1982B</u>	<u>1983-87</u>	<u>1987B</u>	<u>1988-91</u>	<u>1993-98</u>	<u>2000</u>	<u>2002</u>	<u>2004</u>	<u>2006</u>	<u>2008</u>	<u>2010</u>	<u>2012</u>	<u>2014</u>	<u>ALL</u>
Strongly agree	1	0	0	0	0	18	0	0	0	0	0	0	0	0	0	18
Agree	2	0	0	0	0	39	0	0	0	0	0	0	0	0	0	39
Neither agree or disagree	3	0	0	0	0	127	0	0	0	0	0	0	0	0	0	127
Disagree	4	0	0	0	0	550	0	0	0	0	0	0	0	0	0	550
Strongly disagree	5	0	0	0	0	643	0	0	0	0	0	0	0	0	0	643
Can't choose	8	0	0	0	0	20	0	0	0	0	0	0	0	0	0	20
No answer	9	0	0	0	0	17	0	0	0	0	0	0	0	0	0	17
Not applicable	IAP	13626	354	7542	353	4493	10334	2817	2765	2812	4510	2023	2044	1974	2538	58185

B. Watching children grow up is life's greatest joy.

[VAR: KIDJOY]

<u>RESPONSE</u>	<u>PUNCH</u>	<u>YEAR</u>														
		<u>1972-82</u>	<u>1982B</u>	<u>1983-87</u>	<u>1987B</u>	<u>1988-91</u>	<u>1993-98</u>	<u>2000</u>	<u>2002</u>	<u>2004</u>	<u>2006</u>	<u>2008</u>	<u>2010</u>	<u>2012</u>	<u>2014</u>	<u>ALL</u>
Strongly agree	1	0	0	0	0	581	484	0	611	0	0	0	0	550	0	2226
Agree	2	0	0	0	0	626	645	0	374	0	0	0	0	558	0	2203
Neither agree or disagree	3	0	0	0	0	126	188	0	130	0	0	0	0	120	0	564
Disagree	4	0	0	0	0	36	52	0	26	0	0	0	0	40	0	154
Strongly disagree	5	0	0	0	0	19	6	0	11	0	0	0	0	3	0	39
Can't choose	8	0	0	0	0	10	21	0	18	0	0	0	0	26	0	75
No answer	9	0	0	0	0	16	51	0	1	0	0	0	0	5	0	73
Not applicable	IAP	13626	354	7542	353	4493	8887	2817	1594	2812	4510	2023	2044	672	2538	54265

C. Having children interferes too much with the freedom of parents.

[VAR: KIDNOFRE]

<u>RESPONSE</u>	<u>PUNCH</u>	<u>YEAR</u>														
		<u>1972-82</u>	<u>1982B</u>	<u>1983-87</u>	<u>1987B</u>	<u>1988-91</u>	<u>1993-98</u>	<u>2000</u>	<u>2002</u>	<u>2004</u>	<u>2006</u>	<u>2008</u>	<u>2010</u>	<u>2012</u>	<u>2014</u>	<u>ALL</u>
Strongly agree	1	0	0	0	0	25	14	0	0	0	0	0	0	28	0	67
Agree	2	0	0	0	0	130	105	0	0	0	0	0	0	165	0	400
Neither agree or disagree	3	0	0	0	0	186	216	0	0	0	0	0	0	145	0	547
Disagree	4	0	0	0	0	656	749	0	0	0	0	0	0	666	0	2071
Strongly disagree	5	0	0	0	0	370	288	0	0	0	0	0	0	258	0	916
Can't choose	8	0	0	0	0	25	18	0	0	0	0	0	0	34	0	77
No answer	9	0	0	0	0	22	57	0	0	0	0	0	0	6	0	85
Not applicable	IAP	13626	354	7542	353	4493	8887	2817	2765	2812	4510	2023	2044	672	2538	55436

D. A marriage without children is not fully complete.

[VAR: KIDLESS]

<u>RESPONSE</u>	<u>PUNCH</u>	<u>YEAR</u>														
		<u>1972-82</u>	<u>1982B</u>	<u>1983-87</u>	<u>1987B</u>	<u>1988-91</u>	<u>1993-98</u>	<u>2000</u>	<u>2002</u>	<u>2004</u>	<u>2006</u>	<u>2008</u>	<u>2010</u>	<u>2012</u>	<u>2014</u>	<u>ALL</u>
Strongly agree	1	0	0	0	0	196	0	0	0	0	0	0	0	0	0	196
Agree	2	0	0	0	0	427	0	0	0	0	0	0	0	0	0	427
Neither agree or disagree	3	0	0	0	0	324	0	0	0	0	0	0	0	0	0	324
Disagree	4	0	0	0	0	305	0	0	0	0	0	0	0	0	0	305
Strongly disagree	5	0	0	0	0	102	0	0	0	0	0	0	0	0	0	102
Can't choose	8	0	0	0	0	44	0	0	0	0	0	0	0	0	0	44
No answer	9	0	0	0	0	16	0	0	0	0	0	0	0	0	0	16
Not applicable	IAP	13626	354	7542	353	4493	10334	2817	2765	2812	4510	2023	2044	1974	2538	58185

E. It is better not to have children because they are such a heavy financial burden.

[VAR: KIDFIN]

<u>RESPONSE</u>	<u>PUNCH</u>	<u>YEAR</u>														
		<u>1972-82</u>	<u>1982B</u>	<u>1983-87</u>	<u>1987B</u>	<u>1988-91</u>	<u>1993-98</u>	<u>2000</u>	<u>2002</u>	<u>2004</u>	<u>2006</u>	<u>2008</u>	<u>2010</u>	<u>2012</u>	<u>2014</u>	<u>ALL</u>
Strongly agree	1	0	0	0	0	16	0	0	0	0	0	0	0	0	0	16
Agree	2	0	0	0	0	41	0	0	0	0	0	0	0	0	0	41
Neither agree or disagree	3	0	0	0	0	143	0	0	0	0	0	0	0	0	0	143
Disagree	4	0	0	0	0	670	0	0	0	0	0	0	0	0	0	670
Strongly disagree	5	0	0	0	0	506	0	0	0	0	0	0	0	0	0	506
Can't choose	8	0	0	0	0	22	0	0	0	0	0	0	0	0	0	22
No answer	9	0	0	0	0	16	0	0	0	0	0	0	0	0	0	16
Not applicable	IAP	13626	354	7542	353	4493	10334	2817	2765	2812	4510	2023	2044	1974	2538	58185

F. People who have never had children lead empty lives.

[VAR: KIDEMPTY]

<u>RESPONSE</u>	<u>PUNCH</u>	<u>YEAR</u>														
		<u>1972-82</u>	<u>1982B</u>	<u>1983-87</u>	<u>1987B</u>	<u>1988-91</u>	<u>1993-98</u>	<u>2000</u>	<u>2002</u>	<u>2004</u>	<u>2006</u>	<u>2008</u>	<u>2010</u>	<u>2012</u>	<u>2014</u>	<u>ALL</u>
Strongly agree	1	0	0	0	0	115	48	0	76	0	0	0	0	0	0	239
Agree	2	0	0	0	0	251	214	0	127	0	0	0	0	0	0	592
Neither agree or disagree	3	0	0	0	0	373	373	0	255	0	0	0	0	0	0	1001
Disagree	4	0	0	0	0	415	536	0	428	0	0	0	0	0	0	1379
Strongly disagree	5	0	0	0	0	192	182	0	252	0	0	0	0	0	0	626
Can't choose	8	0	0	0	0	51	40	0	32	0	0	0	0	0	0	123
No answer	9	0	0	0	0	17	54	0	1	0	0	0	0	0	0	72
Not applicable	IAP	13626	354	7542	353	4493	8887	2817	1594	2812	4510	2023	2044	1974	2538	55567

1517. In general, would you say that the law now makes it easy or difficult for people who want to get divorced?

[VAR: DIVNOW]

<u>RESPONSE</u>	<u>PUNCH</u>	<u>YEAR</u>														
		<u>1972-82</u>	<u>1982B</u>	<u>1983-87</u>	<u>1987B</u>	<u>1988-91</u>	<u>1993-98</u>	<u>2000</u>	<u>2002</u>	<u>2004</u>	<u>2006</u>	<u>2008</u>	<u>2010</u>	<u>2012</u>	<u>2014</u>	<u>ALL</u>
Very easy	1	0	0	0	0	572	0	0	0	0	0	0	0	0	0	572
Fairly easy	2	0	0	0	0	443	0	0	0	0	0	0	0	0	0	443
Neither easy nor difficult	3	0	0	0	0	197	0	0	0	0	0	0	0	0	0	197
Fairly difficult	4	0	0	0	0	75	0	0	0	0	0	0	0	0	0	75
Very difficult	5	0	0	0	0	52	0	0	0	0	0	0	0	0	0	52
Can't choose	8	0	0	0	0	45	0	0	0	0	0	0	0	0	0	45
No answer	9	0	0	0	0	30	0	0	0	0	0	0	0	0	0	30
Not applicable	IAP	13626	354	7542	353	4493	10334	2817	2765	2812	4510	2023	2044	1974	2538	58185

1518. And in general, how easy or difficult do you think the law should make it for couples without young children to get a divorce?

[VAR: DIVNOKID]

<u>RESPONSE</u>	<u>PUNCH</u>	<u>YEAR</u>														
		<u>1972-82</u>	<u>1982B</u>	<u>1983-87</u>	<u>1987B</u>	<u>1988-91</u>	<u>1993-98</u>	<u>2000</u>	<u>2002</u>	<u>2004</u>	<u>2006</u>	<u>2008</u>	<u>2010</u>	<u>2012</u>	<u>2014</u>	<u>ALL</u>
Very easy	1	0	0	0	0	234	0	0	0	0	0	0	0	0	0	234
Fairly easy	2	0	0	0	0	289	0	0	0	0	0	0	0	0	0	289
Neither easy nor difficult	3	0	0	0	0	420	0	0	0	0	0	0	0	0	0	420
Fairly difficult	4	0	0	0	0	237	0	0	0	0	0	0	0	0	0	237
Very difficult	5	0	0	0	0	125	0	0	0	0	0	0	0	0	0	125
Can't choose	8	0	0	0	0	79	0	0	0	0	0	0	0	0	0	79
No answer	9	0	0	0	0	30	0	0	0	0	0	0	0	0	0	30
Not applicable	IAP	13626	354	7542	353	4493	10334	2817	2765	2812	4510	2023	2044	1974	2538	58185

1519. And what about couples with young children? How easy or difficult should the law make it for them to get a divorce?

[VAR: DIVIFKID]

<u>RESPONSE</u>	<u>PUNCH</u>	<u>YEAR</u>														
		<u>1972-82</u>	<u>1982B</u>	<u>1983-87</u>	<u>1987B</u>	<u>1988-91</u>	<u>1993-98</u>	<u>2000</u>	<u>2002</u>	<u>2004</u>	<u>2006</u>	<u>2008</u>	<u>2010</u>	<u>2012</u>	<u>2014</u>	<u>ALL</u>
Very easy	1	0	0	0	0	59	0	0	0	0	0	0	0	0	0	59
Fairly easy	2	0	0	0	0	134	0	0	0	0	0	0	0	0	0	134
Neither easy nor difficult	3	0	0	0	0	425	0	0	0	0	0	0	0	0	0	425
Fairly difficult	4	0	0	0	0	368	0	0	0	0	0	0	0	0	0	368
Very difficult	5	0	0	0	0	325	0	0	0	0	0	0	0	0	0	325
Can't choose	8	0	0	0	0	76	0	0	0	0	0	0	0	0	0	76
No answer	9	0	0	0	0	27	0	0	0	0	0	0	0	0	0	27
Not applicable	IAP	13626	354	7542	353	4493	10334	2817	2765	2812	4510	2023	2044	1974	2538	58185

1520. When a marriage is troubled and unhappy, do you think it is generally better for the children if the couple stays together or gets divorced?

[VAR: DIVKIDS]

<u>RESPONSE</u>	<u>PUNCH</u>	<u>YEAR</u>														
		<u>1972-82</u>	<u>1982B</u>	<u>1983-87</u>	<u>1987B</u>	<u>1988-91</u>	<u>1993-98</u>	<u>2000</u>	<u>2002</u>	<u>2004</u>	<u>2006</u>	<u>2008</u>	<u>2010</u>	<u>2012</u>	<u>2014</u>	<u>ALL</u>
Much better to divorce	1	0	0	0	0	238	0	0	0	0	0	0	0	0	0	238
Better to divorce	2	0	0	0	0	536	0	0	0	0	0	0	0	0	0	536
Worse to divorce	3	0	0	0	0	194	0	0	0	0	0	0	0	0	0	194
Much worse to divorce	4	0	0	0	0	105	0	0	0	0	0	0	0	0	0	105
Can't choose	8	0	0	0	0	315	0	0	0	0	0	0	0	0	0	315
No answer	9	0	0	0	0	26	0	0	0	0	0	0	0	0	0	26
Not applicable	IAP	13626	354	7542	353	4493	10334	2817	2765	2812	4510	2023	2044	1974	2538	58185

1521. And when a marriage is troubled and unhappy, is it generally better for the wife if the couple stays together or gets divorced?

[VAR: DIVWIFE]

<u>RESPONSE</u>	<u>PUNCH</u>	<u>YEAR</u>														
		<u>1972-82</u>	<u>1982B</u>	<u>1983-87</u>	<u>1987B</u>	<u>1988-91</u>	<u>1993-98</u>	<u>2000</u>	<u>2002</u>	<u>2004</u>	<u>2006</u>	<u>2008</u>	<u>2010</u>	<u>2012</u>	<u>2014</u>	<u>ALL</u>
Much better to divorce	1	0	0	0	0	232	0	0	0	0	0	0	0	0	0	232
Better to divorce	2	0	0	0	0	558	0	0	0	0	0	0	0	0	0	558
Worse to divorce	3	0	0	0	0	185	0	0	0	0	0	0	0	0	0	185
Much worse to divorce	4	0	0	0	0	83	0	0	0	0	0	0	0	0	0	83
Can't choose	8	0	0	0	0	326	0	0	0	0	0	0	0	0	0	326
No answer	9	0	0	0	0	30	0	0	0	0	0	0	0	0	0	30
Not applicable	IAP	13626	354	7542	353	4493	10334	2817	2765	2812	4510	2023	2044	1974	2538	58185

1522. And when a marriage is troubled and unhappy, is it generally better for the husband if the couple stays together or gets divorced?

[VAR: DIVHUBBY]

<u>RESPONSE</u>	<u>PUNCH</u>	<u>YEAR</u>														
		<u>1972-82</u>	<u>1982B</u>	<u>1983-87</u>	<u>1987B</u>	<u>1988-91</u>	<u>1993-98</u>	<u>2000</u>	<u>2002</u>	<u>2004</u>	<u>2006</u>	<u>2008</u>	<u>2010</u>	<u>2012</u>	<u>2014</u>	<u>ALL</u>
Much better to divorce	1	0	0	0	0	234	0	0	0	0	0	0	0	0	0	234
Better to divorce	2	0	0	0	0	571	0	0	0	0	0	0	0	0	0	571
Worse to divorce	3	0	0	0	0	180	0	0	0	0	0	0	0	0	0	180
Much worse to divorce	4	0	0	0	0	76	0	0	0	0	0	0	0	0	0	76
Can't choose	8	0	0	0	0	322	0	0	0	0	0	0	0	0	0	322
No answer	9	0	0	0	0	31	0	0	0	0	0	0	0	0	0	31
Not applicable	IAP	13626	354	7542	353	4493	10334	2817	2765	2812	4510	2023	2044	1974	2538	58185

1523. Did your mother ever work for pay for as long as one year after you were born and before you were 14?

[VAR: MAWORK14]

<u>RESPONSE</u>	<u>PUNCH</u>	<u>YEAR</u>											<u>ALL</u>			
		<u>1972-82</u>	<u>1982B</u>	<u>1983-87</u>	<u>1987B</u>	<u>1988-91</u>	<u>1993-98</u>	<u>2000</u>	<u>2002</u>	<u>2004</u>	<u>2006</u>	<u>2008</u>		<u>2010</u>	<u>2012</u>	<u>2014</u>
Yes, she worked	1	0	0	0	0	665	741	0	695	0	0	0	0	852	0	2953
No	2	0	0	0	0	696	628	0	425	0	0	0	0	397	0	2146
Did not live with mother	3	0	0	0	0	26	26	0	0	0	0	0	0	30	0	82
Don't know	8	0	0	0	0	2	4	0	48	0	0	0	0	17	0	71
No answer	9	0	0	0	0	25	48	0	3	0	0	0	0	6	0	82
Not applicable	IAP	13626	354	7542	353	4493	8887	2817	1594	2812	4510	2023	2044	672	2538	54265

1524. Were you ever divorced?

[VAR: EVDIV]

<u>RESPONSE</u>	<u>PUNCH</u>	<u>YEAR</u>											<u>ALL</u>			
		<u>1972-82</u>	<u>1982B</u>	<u>1983-87</u>	<u>1987B</u>	<u>1988-91</u>	<u>1993-98</u>	<u>2000</u>	<u>2002</u>	<u>2004</u>	<u>2006</u>	<u>2008</u>		<u>2010</u>	<u>2012</u>	<u>2014</u>
Yes	1	0	0	0	0	361	410	0	0	0	0	0	0	0	0	771
No	2	0	0	0	0	749	844	0	0	0	0	0	0	0	0	1593
Never married	3	0	0	0	0	280	172	0	0	0	0	0	0	0	0	452
No answer	9	0	0	0	0	24	21	0	0	0	0	0	0	0	0	45
Not applicable	IAP	13626	354	7542	353	4493	8887	2817	2765	2812	4510	2023	2044	1974	2538	56738

1525. Was your (current) spouse ever divorced?

[VAR: SPEVDIV]

<u>RESPONSE</u>	<u>PUNCH</u>	<u>YEAR</u>											<u>ALL</u>			
		<u>1972-82</u>	<u>1982B</u>	<u>1983-87</u>	<u>1987B</u>	<u>1988-91</u>	<u>1993-98</u>	<u>2000</u>	<u>2002</u>	<u>2004</u>	<u>2006</u>	<u>2008</u>		<u>2010</u>	<u>2012</u>	<u>2014</u>
Yes	1	0	0	0	0	173	215	0	0	0	0	0	0	0	0	388
No	2	0	0	0	0	754	686	0	0	0	0	0	0	0	0	1440
Not married	3	0	0	0	0	280	274	0	0	0	0	0	0	0	0	554
Don't know	8	0	0	0	0	0	1	0	0	0	0	0	0	0	0	1
No answer	9	0	0	0	0	207	271	0	0	0	0	0	0	0	0	478
Not applicable	IAP	13626	354	7542	353	4493	8887	2817	2765	2812	4510	2023	2044	1974	2538	56738

1526. Did you live with your husband/wife before you got married?

[VAR: COHABIT]

RESPONSE	PUNCH	YEAR														
		1972-82	1982B	1983-87	1987B	1988-91	1993-98	2000	2002	2004	2006	2008	2010	2012	2014	ALL
Yes	1	0	0	0	0	176	213	0	0	0	0	0	0	0	0	389
No	2	0	0	0	0	566	518	0	0	0	0	0	0	0	0	1084
No answer	9	0	0	0	0	14	12	0	0	0	0	0	0	0	0	26
Not applicable	IAP	13626	354	7542	353	5151	9591	2817	2765	2812	4510	2023	2044	1974	2538	58100

PLEASE ANSWER THIS QUESTION IF YOU ARE A MARRIED WOMAN WHO HAS HAD CHILDREN.

1527. Did you work outside the home full-time, part-time, or not at all...

A. After marrying and before you had children?

[VAR: RWRKNOKD]

RESPONSE	PUNCH	YEAR														
		1972-82	1982B	1983-87	1987B	1988-91	1993-98	2000	2002	2004	2006	2008	2010	2012	2014	ALL
Worked full-time	1	0	0	0	0	192	800	0	631	0	0	0	0	0	0	1623
Worked part-time	2	0	0	0	0	38	66	0	57	0	0	0	0	0	0	161
Stayed home	3	0	0	0	0	82	137	0	69	0	0	0	0	0	0	288
Does not apply	8	0	0	0	0	7	87	0	60	0	0	0	0	0	0	154
No answer	9	0	0	0	0	14	357	0	12	0	0	0	0	0	0	383
Not applicable (Not a married woman who has had children)	IAP	13626	354	7542	353	5574	8887	2817	1936	2812	4510	2023	2044	1974	2538	56990

B. And what about when a child was under school age?

[VAR: RWRKBABY]

RESPONSE	PUNCH	YEAR														
		1972-82	1982B	1983-87	1987B	1988-91	1993-98	2000	2002	2004	2006	2008	2010	2012	2014	ALL
Worked full-time	1	0	0	0	0	70	586	0	482	0	0	0	0	0	0	1138
Worked part-time	2	0	0	0	0	67	136	0	121	0	0	0	0	0	0	324
Stayed home	3	0	0	0	0	174	281	0	172	0	0	0	0	0	0	627
Does not apply	8	0	0	0	0	5	72	0	42	0	0	0	0	0	0	119
No answer	9	0	0	0	0	17	372	0	12	0	0	0	0	0	0	401
Not applicable (Not a married woman who has had children)	IAP	13626	354	7542	353	5574	8887	2817	1936	2812	4510	2023	2044	1974	2538	56990

C. After the youngest child started school?

[VAR: RWRKSCH]

RESPONSE	PUNCH	YEAR														
		1972-82	1982B	1983-87	1987B	1988-91	1993-98	2000	2002	2004	2006	2008	2010	2012	2014	ALL
Worked full-time	1	0	0	0	0	103	619	0	481	0	0	0	0	0	0	1203
Worked part-time	2	0	0	0	0	69	131	0	118	0	0	0	0	0	0	318
Stayed home	3	0	0	0	0	87	128	0	88	0	0	0	0	0	0	303
Does not apply	8	0	0	0	0	55	189	0	130	0	0	0	0	0	0	374
No answer	9	0	0	0	0	19	380	0	12	0	0	0	0	0	0	411
Not applicable (Not a married woman who has had children)	IAP	13626	354	7542	353	5574	8887	2817	1936	2812	4510	2023	2044	1974	2538	56990

D. And how about after the children left home?

[VAR: RWRKGRWN]

RESPONSE	PUNCH	YEAR														
		1972-82	1982B	1983-87	1987B	1988-91	1993-98	2000	2002	2004	2006	2008	2010	2012	2014	ALL
Worked full-time	1	0	0	0	0	103	475	0	367	0	0	0	0	0	0	945
Worked part-time	2	0	0	0	0	31	68	0	56	0	0	0	0	0	0	155
Stayed home	3	0	0	0	0	40	76	0	36	0	0	0	0	0	0	152
Does not apply	8	0	0	0	0	137	411	0	358	0	0	0	0	0	0	906
No answer	9	0	0	0	0	22	417	0	12	0	0	0	0	0	0	451
Not applicable	IAP	13626	354	7542	353	5574	8887	2817	1936	2812	4510	2023	2044	1974	2538	56990

REMARKS: In 1988, RWRKNOKD-RWRKGRWN were asked of those who were married and have had children. In 1994 and 2002, RWRKNOKD-RWRKGRWN were asked of those who have had children regardless of marital status. Code 8, "does not apply," was a valid response and given by the respondent whereas IAP, "not applicable," was generated by skip logic.

AND PLEASE ANSWER THIS QUESTION IF YOU ARE MARRIED AND BOTH OF YOU ARE CURRENTLY WORKING FOR PAY.

1528. Who earns more money?

[VAR: EARNSMOR]

<u>RESPONSE</u>	<u>PUNCH</u>	<u>YEAR</u>														
		<u>1972-82</u>	<u>1982B</u>	<u>1983-87</u>	<u>1987B</u>	<u>1988-91</u>	<u>1993-98</u>	<u>2000</u>	<u>2002</u>	<u>2004</u>	<u>2006</u>	<u>2008</u>	<u>2010</u>	<u>2012</u>	<u>2014</u>	<u>ALL</u>
The husband earns much more	1	0	0	0	0	207	214	0	0	0	0	0	0	0	0	421
The husband earns a bit more	2	0	0	0	0	71	76	0	0	0	0	0	0	0	0	147
We earn the same amount	3	0	0	0	0	33	59	0	0	0	0	0	0	0	0	92
The wife earns a bit more	4	0	0	0	0	27	38	0	0	0	0	0	0	0	0	65
The wife earns much more	5	0	0	0	0	16	17	0	0	0	0	0	0	0	0	33
No answer	9	0	0	0	0	13	18	0	0	0	0	0	0	0	0	31
Not applicable (Not married, or both spouses not currently working)	IAP	13626	354	7542	353	5540	9912	2817	2765	2812	4510	2023	2044	1974	2538	58810

To begin, we have some questions about women.

1529. Do you agree or disagree . . . Most women have to work these days to support their families.

[VAR: FEWRKSUP]

<u>RESPONSE</u>	<u>PUNCH</u>	<u>YEAR</u>														
		<u>1972-82</u>	<u>1982B</u>	<u>1983-87</u>	<u>1987B</u>	<u>1988-91</u>	<u>1993-98</u>	<u>2000</u>	<u>2002</u>	<u>2004</u>	<u>2006</u>	<u>2008</u>	<u>2010</u>	<u>2012</u>	<u>2014</u>	<u>ALL</u>
Strongly agree	1	0	0	0	0	0	403	0	0	0	0	0	0	0	0	403
Agree	2	0	0	0	0	0	800	0	0	0	0	0	0	0	0	800
Neither agree nor disagree	3	0	0	0	0	0	122	0	0	0	0	0	0	0	0	122
Disagree	4	0	0	0	0	0	77	0	0	0	0	0	0	0	0	77
Strongly disagree	5	0	0	0	0	0	21	0	0	0	0	0	0	0	0	21
Can't Choose	8	0	0	0	0	0	9	0	0	0	0	0	0	0	0	9
No answer	9	0	0	0	0	0	15	0	0	0	0	0	0	0	0	15
Not applicable	IAP	13626	354	7542	353	5907	8887	2817	2765	2812	4510	2023	2044	1974	2538	58152

1530. And, do you agree or disagree . . .

A. A man's job is to earn money; a woman's job is to look after the home and family.

[VAR: HUBBYWK1]

<u>RESPONSE</u>	<u>PUNCH</u>	<u>YEAR</u>														
		<u>1972-82</u>	<u>1982B</u>	<u>1983-87</u>	<u>1987B</u>	<u>1988-91</u>	<u>1993-98</u>	<u>2000</u>	<u>2002</u>	<u>2004</u>	<u>2006</u>	<u>2008</u>	<u>2010</u>	<u>2012</u>	<u>2014</u>	<u>ALL</u>
Strongly agree	1	0	0	0	0	0	76	0	101	0	0	0	0	63	0	240
Agree	2	0	0	0	0	0	227	0	172	0	0	0	0	225	0	624
Neither agree nor disagree	3	0	0	0	0	0	271	0	276	0	0	0	0	223	0	770
Disagree	4	0	0	0	0	0	544	0	0	0	0	0	0	538	0	1082
Strongly disagree	5	0	0	0	0	0	296	0	608	0	0	0	0	228	0	1132
Can't choose	8	0	0	0	0	0	8	0	13	0	0	0	0	18	0	39
No answer	9	0	0	0	0	0	25	0	1	0	0	0	0	7	0	33
Not applicable	IAP	13626	354	7542	353	5907	8887	2817	1594	2812	4510	2023	2044	672	2538	55679

B. It is not good if the man stays at home and cares for the children and the woman goes out to work.

[VAR: MRMOM]

<u>RESPONSE</u>	<u>PUNCH</u>	<u>YEAR</u>														
		<u>1972-82</u>	<u>1982B</u>	<u>1983-87</u>	<u>1987B</u>	<u>1988-91</u>	<u>1993-98</u>	<u>2000</u>	<u>2002</u>	<u>2004</u>	<u>2006</u>	<u>2008</u>	<u>2010</u>	<u>2012</u>	<u>2014</u>	<u>ALL</u>
Strongly agree	1	0	0	0	0	0	99	0	0	0	0	0	0	0	0	99
Agree	2	0	0	0	0	0	231	0	0	0	0	0	0	0	0	231
Neither agree nor disagree	3	0	0	0	0	0	291	0	0	0	0	0	0	0	0	291
Disagree	4	0	0	0	0	0	560	0	0	0	0	0	0	0	0	560
Strongly disagree	5	0	0	0	0	0	224	0	0	0	0	0	0	0	0	224
Can't choose	8	0	0	0	0	0	16	0	0	0	0	0	0	0	0	16
No answer	9	0	0	0	0	0	26	0	0	0	0	0	0	0	0	26
Not applicable	IAP	13626	354	7542	353	5907	8887	2817	2765	2812	4510	2023	2044	1974	2538	58152

C. Family life often suffers because men concentrate too much on their work.

[VAR: MEOVRWRK]

<u>RESPONSE</u>	<u>PUNCH</u>	<u>YEAR</u>														
		<u>1972-82</u>	<u>1982B</u>	<u>1983-87</u>	<u>1987B</u>	<u>1988-91</u>	<u>1993-98</u>	<u>2000</u>	<u>2002</u>	<u>2004</u>	<u>2006</u>	<u>2008</u>	<u>2010</u>	<u>2012</u>	<u>2014</u>	<u>ALL</u>
Strongly agree	1	0	0	0	0	0	352	209	99	94	208	143	122	130	176	1533
Agree	2	0	0	0	0	0	1520	877	415	460	945	653	662	558	702	6792
Neither agree nor disagree	3	0	0	0	0	0	455	331	108	135	304	161	192	170	234	2090
Disagree	4	0	0	0	0	0	441	361	264	188	477	310	388	382	479	3290
Strongly disagree	5	0	0	0	0	0	62	34	16	25	43	50	57	51	76	414
Can't choose	8	0	0	0	0	0	49	43	6	4	14	12	6	11	7	152
No answer	9	0	0	0	0	0	28	22	0	0	1	0	3	0	1	55
Not applicable	IAP	13626	354	7542	353	5907	7427	940	1857	1906	2518	694	614	672	863	45273

REMARKS: In 2002, in HUBBYWK1, the "disagree" category (punch 5) was collapsed into reflect both "disagree" and "strongly disagree" response options.

1531. Do you agree or disagree . . .

HAND CARD E4

A. One parent can bring up a child as well as two parents together.

[VAR: SINGLPAR]

<u>RESPONSE</u>	<u>PUNCH</u>	<u>YEAR</u>														
		<u>1972-82</u>	<u>1982B</u>	<u>1983-87</u>	<u>1987B</u>	<u>1988-91</u>	<u>1993-98</u>	<u>2000</u>	<u>2002</u>	<u>2004</u>	<u>2006</u>	<u>2008</u>	<u>2010</u>	<u>2012</u>	<u>2014</u>	<u>ALL</u>
Strongly agree	1	0	0	0	0	0	124	0	198	0	0	0	0	116	0	438
Agree	2	0	0	0	0	0	387	0	292	0	0	0	0	504	0	1183
Neither agree nor disagree	3	0	0	0	0	0	203	0	143	0	0	0	0	120	0	466
Disagree	4	0	0	0	0	0	542	0	344	0	0	0	0	417	0	1303
Strongly disagree	5	0	0	0	0	0	159	0	181	0	0	0	0	113	0	453
Can't choose	8	0	0	0	0	0	10	0	12	0	0	0	0	26	0	48
No answer	9	0	0	0	0	0	22	0	1	0	0	0	0	6	0	29
Not applicable	IAP	13626	354	7542	353	5907	8887	2817	1594	2812	4510	2023	2044	672	2538	55679

B. It is alright for a couple to live together without intending to get married.

[VAR: COHABOK]

<u>RESPONSE</u>	<u>PUNCH</u>	<u>YEAR</u>											<u>ALL</u>			
		<u>1972-82</u>	<u>1982B</u>	<u>1983-87</u>	<u>1987B</u>	<u>1988-91</u>	<u>1993-98</u>	<u>2000</u>	<u>2002</u>	<u>2004</u>	<u>2006</u>	<u>2008</u>		<u>2010</u>	<u>2012</u>	<u>2014</u>
Strongly agree	1	0	0	0	0	0	353	0	188	0	0	0	0	128	0	669
Agree	2	0	0	0	0	0	776	0	348	0	0	0	0	583	0	1707
Neither agree nor disagree	3	0	0	0	0	0	490	0	199	0	0	0	0	173	0	862
Disagree	4	0	0	0	0	0	558	0	217	0	0	0	0	259	0	1034
Strongly disagree	5	0	0	0	0	0	458	0	201	0	0	0	0	127	0	786
Can't choose	8	0	0	0	0	0	47	0	17	0	0	0	0	24	0	88
No answer	9	0	0	0	0	0	49	0	1	0	0	0	0	8	0	58
Not applicable	IAP	13626	354	7542	353	5907	7603	2817	1594	2812	4510	2023	2044	672	2538	54395

C. It's a good idea for a couple who intend to get married to live together first.

[VAR: COHABFST]

<u>RESPONSE</u>	<u>PUNCH</u>	<u>YEAR</u>											<u>ALL</u>			
		<u>1972-82</u>	<u>1982B</u>	<u>1983-87</u>	<u>1987B</u>	<u>1988-91</u>	<u>1993-98</u>	<u>2000</u>	<u>2002</u>	<u>2004</u>	<u>2006</u>	<u>2008</u>		<u>2010</u>	<u>2012</u>	<u>2014</u>
Strongly agree	1	0	0	0	0	0	329	0	240	0	0	0	0	0	0	569
Agree	2	0	0	0	0	0	629	0	312	0	0	0	0	0	0	941
Neither agree nor disagree	3	0	0	0	0	0	661	0	227	0	0	0	0	0	0	888
Disagree	4	0	0	0	0	0	594	0	215	0	0	0	0	0	0	809
Strongly disagree	5	0	0	0	0	0	412	0	159	0	0	0	0	0	0	571
Can't choose	8	0	0	0	0	0	56	0	17	0	0	0	0	0	0	73
No answer	9	0	0	0	0	0	50	0	1	0	0	0	0	0	0	51
Not applicable	IAP	13626	354	7542	353	5907	7603	2817	1594	2812	4510	2023	2044	1974	2538	55697

REMARKS: Hand Card E4 contains punches 1-5

1532. Do you agree or disagree...

Divorce is usually the best solution when a couple can't seem to work out their marriage problems.

[VAR: DIVBEST]

<u>RESPONSE</u>	<u>PUNCH</u>	<u>YEAR</u>														
		<u>1972-82</u>	<u>1982B</u>	<u>1983-87</u>	<u>1987B</u>	<u>1988-91</u>	<u>1993-98</u>	<u>2000</u>	<u>2002</u>	<u>2004</u>	<u>2006</u>	<u>2008</u>	<u>2010</u>	<u>2012</u>	<u>2014</u>	<u>ALL</u>
Strongly agree	1	0	0	0	0	0	126	0	156	0	0	0	0	91	0	373
Agree	2	0	0	0	0	0	548	0	338	0	0	0	0	561	0	1447
Neither agree nor disagree	3	0	0	0	0	0	272	0	233	0	0	0	0	187	0	692
Disagree	4	0	0	0	0	0	334	0	302	0	0	0	0	336	0	972
Strongly disagree	5	0	0	0	0	0	112	0	120	0	0	0	0	90	0	322
Can't choose	8	0	0	0	0	0	33	0	21	0	0	0	0	29	0	83
No answer	9	0	0	0	0	0	22	0	1	0	0	0	0	8	0	31
Not applicable	IAP	13626	354	7542	353	5907	8887	2817	1594	2812	4510	2023	2044	672	2538	55679

1533. Do you agree or disagree...

A. When there are children in the family, parents should stay together even if they don't get along.

[VAR: DIVIFKD1]

<u>RESPONSE</u>	<u>PUNCH</u>	<u>YEAR</u>														
		<u>1972-82</u>	<u>1982B</u>	<u>1983-87</u>	<u>1987B</u>	<u>1988-91</u>	<u>1993-98</u>	<u>2000</u>	<u>2002</u>	<u>2004</u>	<u>2006</u>	<u>2008</u>	<u>2010</u>	<u>2012</u>	<u>2014</u>	<u>ALL</u>
Strongly agree	1	0	0	0	0	0	36	0	0	0	0	0	0	0	0	36
Agree	2	0	0	0	0	0	173	0	0	0	0	0	0	0	0	173
Neither agree nor disagree	3	0	0	0	0	0	231	0	0	0	0	0	0	0	0	231
Disagree	4	0	0	0	0	0	662	0	0	0	0	0	0	0	0	662
Strongly disagree	5	0	0	0	0	0	248	0	0	0	0	0	0	0	0	248
Can't choose	8	0	0	0	0	0	47	0	0	0	0	0	0	0	0	47
No answer	9	0	0	0	0	0	50	0	0	0	0	0	0	0	0	50
Not applicable	IAP	13626	354	7542	353	5907	8887	2817	2765	2812	4510	2023	2044	1974	2538	58152

B. Even when there are no children, a married couple should stay together even if they don't get along.

[VAR: DIVNOKD1]

<u>RESPONSE</u>	<u>PUNCH</u>	<u>YEAR</u>														
		<u>1972-82</u>	<u>1982B</u>	<u>1983-87</u>	<u>1987B</u>	<u>1988-91</u>	<u>1993-98</u>	<u>2000</u>	<u>2002</u>	<u>2004</u>	<u>2006</u>	<u>2008</u>	<u>2010</u>	<u>2012</u>	<u>2014</u>	<u>ALL</u>
Strongly agree	1	0	0	0	0	0	24	0	0	0	0	0	0	0	0	24
Agree	2	0	0	0	0	0	82	0	0	0	0	0	0	0	0	82
Neither agree nor disagree	3	0	0	0	0	0	137	0	0	0	0	0	0	0	0	137
Disagree	4	0	0	0	0	0	718	0	0	0	0	0	0	0	0	718
Strongly disagree	5	0	0	0	0	0	399	0	0	0	0	0	0	0	0	399
Can't choose	8	0	0	0	0	0	38	0	0	0	0	0	0	0	0	38
No answer	9	0	0	0	0	0	49	0	0	0	0	0	0	0	0	49
Not applicable	IAP	13626	354	7542	353	5907	8887	2817	2765	2812	4510	2023	2044	1974	2538	58152

1534. Did you ever live with a partner you didn't marry?

[VAR: LIVNOWED]

<u>RESPONSE</u>	<u>PUNCH</u>	<u>YEAR</u>														
		<u>1972-82</u>	<u>1982B</u>	<u>1983-87</u>	<u>1987B</u>	<u>1988-91</u>	<u>1993-98</u>	<u>2000</u>	<u>2002</u>	<u>2004</u>	<u>2006</u>	<u>2008</u>	<u>2010</u>	<u>2012</u>	<u>2014</u>	<u>ALL</u>
Yes, with a previous partner	1	0	0	0	0	0	215	0	0	0	0	0	0	0	0	215
Yes, with my present partner	2	0	0	0	0	0	53	0	0	0	0	0	0	0	0	53
Yes, both with a previous partner and with my present partner	3	0	0	0	0	0	41	0	0	0	0	0	0	0	0	41
No, never	4	0	0	0	0	0	1001	0	0	0	0	0	0	0	0	1001
Don't know	8	0	0	0	0	0	0	0	0	0	0	0	0	0	0	0
No answer	9	0	0	0	0	0	137	0	0	0	0	0	0	0	0	137
Not applicable	IAP	13626	354	7542	353	5907	8887	2817	2765	2812	4510	2023	2044	1974	2538	58152

1535. Do you agree or disagree . . .

A. Working women should receive paid maternity leave when they have a baby.

[VAR: MAPAID]

<u>RESPONSE</u>	<u>PUNCH</u>	<u>YEAR</u>														
		<u>1972-82</u>	<u>1982B</u>	<u>1983-87</u>	<u>1987B</u>	<u>1988-91</u>	<u>1993-98</u>	<u>2000</u>	<u>2002</u>	<u>2004</u>	<u>2006</u>	<u>2008</u>	<u>2010</u>	<u>2012</u>	<u>2014</u>	<u>ALL</u>
Strongly agree	1	0	0	0	0	0	384	0	571	0	0	0	0	0	0	955
Agree	2	0	0	0	0	0	633	0	411	0	0	0	0	0	0	1044
Neither agree nor disagree	3	0	0	0	0	0	148	0	98	0	0	0	0	0	0	246
Disagree	4	0	0	0	0	0	150	0	56	0	0	0	0	0	0	206
Strongly disagree	5	0	0	0	0	0	26	0	19	0	0	0	0	0	0	45
Can't choose	8	0	0	0	0	0	26	0	15	0	0	0	0	0	0	41
No answer	9	0	0	0	0	0	80	0	1	0	0	0	0	0	0	81
Not applicable	IAP	13626	354	7542	353	5907	8887	2817	1594	2812	4510	2023	2044	1974	2538	56981

B. Families should receive financial benefits for child care when both parents work.

[VAR: CHLDCARE]

<u>RESPONSE</u>	<u>PUNCH</u>	<u>YEAR</u>														
		<u>1972-82</u>	<u>1982B</u>	<u>1983-87</u>	<u>1987B</u>	<u>1988-91</u>	<u>1993-98</u>	<u>2000</u>	<u>2002</u>	<u>2004</u>	<u>2006</u>	<u>2008</u>	<u>2010</u>	<u>2012</u>	<u>2014</u>	<u>110</u>
Strongly agree	1	0	0	0	0	0	204	0	333	0	0	0	0	0	0	537
Agree	2	0	0	0	0	0	407	0	312	0	0	0	0	0	0	719
Neither agree nor disagree	3	0	0	0	0	0	261	0	206	0	0	0	0	0	0	467
Disagree	4	0	0	0	0	0	389	0	216	0	0	0	0	0	0	605
Strongly disagree	5	0	0	0	0	0	71	0	74	0	0	0	0	0	0	145
Can't choose	8	0	0	0	0	0	35	0	29	0	0	0	0	0	0	64
No answer	9	0	0	0	0	0	80	0	1	0	0	0	0	0	0	81
Not applicable	IAP	13626	354	7542	353	5907	8887	2817	1594	2812	4510	2023	2044	1974	2538	56981

- C. A pregnant woman should be able to obtain a legal abortion for any reason whatsoever, if she chooses not to have the baby.

[VAR: ABCHOOSE]

<u>RESPONSE</u>	<u>PUNCH</u>	<u>YEAR</u>														
		<u>1972-82</u>	<u>1982B</u>	<u>1983-87</u>	<u>1987B</u>	<u>1988-91</u>	<u>1993-98</u>	<u>2000</u>	<u>2002</u>	<u>2004</u>	<u>2006</u>	<u>2008</u>	<u>2010</u>	<u>2012</u>	<u>2014</u>	<u>ALL</u>
Strongly agree	1	0	0	0	0	0	257	0	0	0	0	0	0	0	0	257
Agree	2	0	0	0	0	0	349	0	0	0	0	0	0	0	0	349
Neither agree nor disagree	3	0	0	0	0	0	126	0	0	0	0	0	0	0	0	126
Disagree	4	0	0	0	0	0	287	0	0	0	0	0	0	0	0	287
Strongly disagree	5	0	0	0	0	0	313	0	0	0	0	0	0	0	0	313
Can't choose	8	0	0	0	0	0	34	0	0	0	0	0	0	0	0	34
No answer	9	0	0	0	0	0	81	0	0	0	0	0	0	0	0	81
Not applicable	IAP	13626	354	7542	353	5907	8887	2817	2765	2812	4510	2023	2044	1974	2538	58152

1536. What if they are in their early teens, say under 16 years old, in that case is it . . .

[VAR: TEENSEX1]

<u>RESPONSE</u>	<u>PUNCH</u>	<u>YEAR</u>														
		<u>1972-82</u>	<u>1982B</u>	<u>1983-87</u>	<u>1987B</u>	<u>1988-91</u>	<u>1993-98</u>	<u>2000</u>	<u>2002</u>	<u>2004</u>	<u>2006</u>	<u>2008</u>	<u>2010</u>	<u>2012</u>	<u>2014</u>	<u>ALL</u>
Always wrong	1	0	0	0	0	0	927	0	0	0	0	0	0	0	0	927
Almost always wrong	2	0	0	0	0	0	215	0	0	0	0	0	0	0	0	215
Wrong only sometimes	3	0	0	0	0	0	114	0	0	0	0	0	0	0	0	114
Not wrong at all	4	0	0	0	0	0	54	0	0	0	0	0	0	0	0	54
Can't choose	8	0	0	0	0	0	48	0	0	0	0	0	0	0	0	48
No answer	9	0	0	0	0	0	89	0	0	0	0	0	0	0	0	89
Not applicable	IAP	13626	354	7542	353	5907	8887	2817	2765	2812	4510	2023	2044	1974	2538	58152

REMARKS: This question was asked immediately following a question about premarital sex between a man and a woman whose ages are not specified. This follow-up question adds a specific age constraint to the previous question.

1537. Sometimes at work people find themselves the object of sexual advances, propositions, or unwanted sexual discussions from co-workers or supervisors. The advances sometimes involve physical contact and sometimes just involve sexual conversations. Has this ever happened to you?

[VAR: SEXHAR]

<u>RESPONSE</u>	<u>PUNCH</u>	<u>YEAR</u>														
		<u>1972-82</u>	<u>1982B</u>	<u>1983-87</u>	<u>1987B</u>	<u>1988-91</u>	<u>1993-98</u>	<u>2000</u>	<u>2002</u>	<u>2004</u>	<u>2006</u>	<u>2008</u>	<u>2010</u>	<u>2012</u>	<u>2014</u>	<u>ALL</u>
Yes	1	0	0	0	0	0	979	0	0	0	0	0	0	0	0	979
No	2	0	0	0	0	0	1750	0	0	0	0	0	0	0	0	1750
Never have worked	3	0	0	0	0	0	31	0	0	0	0	0	0	0	0	31
Don't know	8	0	0	0	0	0	4	0	0	0	0	0	0	0	0	4
No answer	9	0	0	0	0	0	143	0	0	0	0	0	0	0	0	143
Not applicable	IAP	13626	354	7542	353	5907	7427	2817	2765	2812	4510	2023	2044	1974	2538	56692

REMARKS: Punch "3" never worked was precoded in 1994 since this was part of ISSP. It was not used in 1996. In 1996 No Answer (Punch 9) includes people who never worked.

PLEASE ANSWER THIS QUESTION IF YOU ARE CURRENTLY MARRIED OR LIVING AS MARRIED. IF NOT CURRENTLY MARRIED OR LIVING AS MARRIED, PLEASE GO TO LAUNDRY.

1538. How do you and your spouse/partner organize the income that one or both of you receive? Please choose the option that comes closest.

[VAR: FAMBUDGT]

<u>RESPONSE</u>	<u>PUNCH</u>	<u>YEAR</u>														
		<u>1972-82</u>	<u>1982B</u>	<u>1983-87</u>	<u>1987B</u>	<u>1988-91</u>	<u>1993-98</u>	<u>2000</u>	<u>2002</u>	<u>2004</u>	<u>2006</u>	<u>2008</u>	<u>2010</u>	<u>2012</u>	<u>2014</u>	<u>ALL</u>
I manage all the money and give my partner his/her share.	1	0	0	0	0	0	95	0	82	0	0	0	0	111	0	288
My partner manages all the money and give me my share.	2	0	0	0	0	0	62	0	83	0	0	0	0	90	0	235
We pool all the money and each take out what we need.	3	0	0	0	0	0	483	0	366	0	0	0	0	338	0	1187
We pool some of the money and keep the rest separate.	4	0	0	0	0	0	80	0	69	0	0	0	0	67	0	216
We each keep our own money separate.	5	0	0	0	0	0	76	0	86	0	0	0	0	81	0	243
I am not currently living with a spouse or partner	6	0	0	0	0	0	612	0	456	0	0	0	0	0	0	1068
Don't Know	8	0	0	0	0	0	1	0	8	0	0	0	0	4	0	13
No answer	9	0	0	0	0	0	38	0	21	0	0	0	0	9	0	68
Not applicable	IAP	13626	354	7542	353	5907	8887	2817	1594	2812	4510	2023	2044	1274	2538	56281

PLEASE ANSWER IF YOU ARE MARRIED OR LIVING AS MARRIED.

1539. In your household who does the following things . . .

A. Does the laundry.

[VAR: LAUNDRY]

<u>RESPONSE</u>	<u>PUNCH</u>	<u>YEAR</u>														
		<u>1972-82</u>	<u>1982B</u>	<u>1983-87</u>	<u>1987B</u>	<u>1988-91</u>	<u>1993-98</u>	<u>2000</u>	<u>2002</u>	<u>2004</u>	<u>2006</u>	<u>2008</u>	<u>2010</u>	<u>2012</u>	<u>2014</u>	<u>ALL</u>
Always the woman	1	0	0	0	0	0	265	0	0	0	0	0	0	0	0	265
Usually the woman	2	0	0	0	0	0	290	0	0	0	0	0	0	0	0	290
About equal or both together	3	0	0	0	0	0	205	0	0	0	0	0	0	0	0	205
Usually the man	4	0	0	0	0	0	27	0	0	0	0	0	0	0	0	27
Always the man	5	0	0	0	0	0	12	0	0	0	0	0	0	0	0	12
Is done by a third person	6	0	0	0	0	0	12	0	0	0	0	0	0	0	0	12
Not married	7	0	0	0	0	0	602	0	0	0	0	0	0	0	0	602
Can't Choose	8	0	0	0	0	0	4	0	0	0	0	0	0	0	0	4
No answer	9	0	0	0	0	0	30	0	0	0	0	0	0	0	0	30
Not applicable	IAP	13626	354	7542	353	5907	8887	2817	2765	2812	4510	2023	2044	1974	2538	58152

B. Makes small repairs around the house.

[VAR: REPAIRS]

<u>RESPONSE</u>	<u>PUNCH</u>	<u>YEAR</u>														
		<u>1972-82</u>	<u>1982B</u>	<u>1983-87</u>	<u>1987B</u>	<u>1988-91</u>	<u>1993-98</u>	<u>2000</u>	<u>2002</u>	<u>2004</u>	<u>2006</u>	<u>2008</u>	<u>2010</u>	<u>2012</u>	<u>2014</u>	<u>ALL</u>
Always the woman	1	0	0	0	0	0	19	0	0	0	0	0	0	0	0	19
Usually the woman	2	0	0	0	0	0	27	0	0	0	0	0	0	0	0	27
About equal or both together	3	0	0	0	0	0	174	0	0	0	0	0	0	0	0	174
Usually the man	4	0	0	0	0	0	381	0	0	0	0	0	0	0	0	381
Always the man	5	0	0	0	0	0	188	0	0	0	0	0	0	0	0	188
Is done by a third person	6	0	0	0	0	0	23	0	0	0	0	0	0	0	0	23
Not married	7	0	0	0	0	0	601	0	0	0	0	0	0	0	0	601
Can't choose	8	0	0	0	0	0	5	0	0	0	0	0	0	0	0	5
No answer	9	0	0	0	0	0	29	0	0	0	0	0	0	0	0	29
Not applicable	IAP	13626	354	7542	353	5907	8887	2817	2765	2812	4510	2023	2044	1974	2538	58152

C. Cares for sick family members.

[VAR: CARESICK]

<u>RESPONSE</u>	<u>PUNCH</u>	<u>YEAR</u>														
		<u>1972-82</u>	<u>1982B</u>	<u>1983-87</u>	<u>1987B</u>	<u>1988-91</u>	<u>1993-98</u>	<u>2000</u>	<u>2002</u>	<u>2004</u>	<u>2006</u>	<u>2008</u>	<u>2010</u>	<u>2012</u>	<u>2014</u>	<u>ALL</u>
Always the woman	1	0	0	0	0	0	123	0	0	0	0	0	0	0	0	123
Usually the woman	2	0	0	0	0	0	267	0	0	0	0	0	0	0	0	267
About equal or both together	3	0	0	0	0	0	381	0	0	0	0	0	0	0	0	381
Usually the man	4	0	0	0	0	0	10	0	0	0	0	0	0	0	0	10
Always the man	5	0	0	0	0	0	7	0	0	0	0	0	0	0	0	7
Is done by a third person	6	0	0	0	0	0	4	0	0	0	0	0	0	0	0	4
Not married	7	0	0	0	0	0	602	0	0	0	0	0	0	0	0	602
Can't choose	8	0	0	0	0	0	20	0	0	0	0	0	0	0	0	20
No answer	9	0	0	0	0	0	33	0	0	0	0	0	0	0	0	33
Not applicable	IAP	13626	354	7542	353	5907	8887	2817	2765	2812	4510	2023	2044	1974	2538	58152

D. Shops for groceries.

[VAR: SHOPFOOD]

<u>RESPONSE</u>	<u>PUNCH</u>	<u>YEAR</u>														
		<u>1972-82</u>	<u>1982B</u>	<u>1983-87</u>	<u>1987B</u>	<u>1988-91</u>	<u>1993-98</u>	<u>2000</u>	<u>2002</u>	<u>2004</u>	<u>2006</u>	<u>2008</u>	<u>2010</u>	<u>2012</u>	<u>2014</u>	<u>ALL</u>
Always the woman	1	0	0	0	0	0	138	0	0	0	0	0	0	0	0	138
Usually the woman	2	0	0	0	0	0	262	0	0	0	0	0	0	0	0	262
About equal or both together	3	0	0	0	0	0	358	0	0	0	0	0	0	0	0	358
Usually the man	4	0	0	0	0	0	40	0	0	0	0	0	0	0	0	40
Always the man	5	0	0	0	0	0	13	0	0	0	0	0	0	0	0	13
Is done by a third person	6	0	0	0	0	0	1	0	0	0	0	0	0	0	0	1
Not married	7	0	0	0	0	0	604	0	0	0	0	0	0	0	0	604
Can't choose	8	0	0	0	0	0	1	0	0	0	0	0	0	0	0	1
No answer	9	0	0	0	0	0	30	0	0	0	0	0	0	0	0	30
Not applicable	IAP	13626	354	7542	353	5907	8887	2817	2765	2812	4510	2023	2044	1974	2538	58152

E. Decides what to have for dinner.

[VAR: DINNER]

<u>RESPONSE</u>	<u>PUNCH</u>	<u>YEAR</u>														
		<u>1972-82</u>	<u>1982B</u>	<u>1983-87</u>	<u>1987B</u>	<u>1988-91</u>	<u>1993-98</u>	<u>2000</u>	<u>2002</u>	<u>2004</u>	<u>2006</u>	<u>2008</u>	<u>2010</u>	<u>2012</u>	<u>2014</u>	<u>ALL</u>
Always the woman	1	0	0	0	0	0	156	0	0	0	0	0	0	0	0	156
Usually the woman	2	0	0	0	0	0	289	0	0	0	0	0	0	0	0	289
About equal or both together	3	0	0	0	0	0	319	0	0	0	0	0	0	0	0	319
Usually the man	4	0	0	0	0	0	38	0	0	0	0	0	0	0	0	38
Always the man	5	0	0	0	0	0	8	0	0	0	0	0	0	0	0	8
Is done by a third person	6	0	0	0	0	0	2	0	0	0	0	0	0	0	0	2
Not married	7	0	0	0	0	0	603	0	0	0	0	0	0	0	0	603
Can't choose	8	0	0	0	0	0	2	0	0	0	0	0	0	0	0	2
No answer	9	0	0	0	0	0	30	0	0	0	0	0	0	0	0	30
Not applicable	IAP	13626	354	7542	353	5907	8887	2817	2765	2812	4510	2023	2044	1974	2538	58152

PLEASE ANSWER THIS QUESTION IF YOU EVER HAD CHILDREN.

1540. What about your spouse/partner at that time -- did he or she work outside the home full-time, part-time, or not at all...

A. After marrying and before you had children?

[VAR: SPWKNOKD]

<u>RESPONSE</u>	<u>PUNCH</u>	<u>YEAR</u>														
		<u>1972-82</u>	<u>1982B</u>	<u>1983-87</u>	<u>1987B</u>	<u>1988-91</u>	<u>1993-98</u>	<u>2000</u>	<u>2002</u>	<u>2004</u>	<u>2006</u>	<u>2008</u>	<u>2010</u>	<u>2012</u>	<u>2014</u>	<u>ALL</u>
Worked full-time	1	0	0	0	0	0	785	0	616	0	0	0	0	0	0	1401
Worked part-time	2	0	0	0	0	0	76	0	51	0	0	0	0	0	0	127
Stayed home	3	0	0	0	0	0	105	0	55	0	0	0	0	0	0	160
Does not apply	8	0	0	0	0	0	102	0	95	0	0	0	0	0	0	197
No answer	9	0	0	0	0	0	379	0	12	0	0	0	0	0	0	391
Not applicable (Never had children)	IAP	13626	354	7542	353	5907	8887	2817	1936	2812	4510	2023	2044	1974	2538	57323

B. And what about when a child was under school age?

[VAR: SPWKBABY]

<u>RESPONSE</u>	<u>PUNCH</u>	<u>YEAR</u>											<u>ALL</u>			
		<u>1972-82</u>	<u>1982B</u>	<u>1983-87</u>	<u>1987B</u>	<u>1988-91</u>	<u>1993-98</u>	<u>2000</u>	<u>2002</u>	<u>2004</u>	<u>2006</u>	<u>2008</u>		<u>2010</u>	<u>2012</u>	<u>2014</u>
Worked full-time	1	0	0	0	0	0	637	0	530	0	0	0	0	0	0	1167
Worked part-time	2	0	0	0	0	0	106	0	79	0	0	0	0	0	0	185
Stayed home	3	0	0	0	0	0	206	0	111	0	0	0	0	0	0	317
Does not apply	8	0	0	0	0	0	108	0	97	0	0	0	0	0	0	205
No answer	9	0	0	0	0	0	390	0	12	0	0	0	0	0	0	402
Not applicable (Never had children)	IAP	13626	354	7542	353	5907	8887	2817	1936	2812	4510	2023	2044	1974	2538	57323

C. After the youngest child started school?

[VAR: SPWRKSCH]

<u>RESPONSE</u>	<u>PUNCH</u>	<u>YEAR</u>											<u>ALL</u>			
		<u>1972-82</u>	<u>1982B</u>	<u>1983-87</u>	<u>1987B</u>	<u>1988-91</u>	<u>1993-98</u>	<u>2000</u>	<u>2002</u>	<u>2004</u>	<u>2006</u>	<u>2008</u>		<u>2010</u>	<u>2012</u>	<u>2014</u>
Worked full-time	1	0	0	0	0	0	608	0	482	0	0	0	0	0	0	1090
Worked part-time	2	0	0	0	0	0	111	0	85	0	0	0	0	0	0	196
Stayed home	3	0	0	0	0	0	125	0	66	0	0	0	0	0	0	191
Does not apply	8	0	0	0	0	0	200	0	184	0	0	0	0	0	0	384
No answer	9	0	0	0	0	0	403	0	12	0	0	0	0	0	0	415
Not applicable (Never had children)	IAP	13626	354	7542	353	5907	8887	2817	1936	2812	4510	2023	2044	1974	2538	57323

D. And how about after the children left home?

[VAR: SPWKGRWN]

<u>RESPONSE</u>	<u>PUNCH</u>	<u>YEAR</u>											<u>ALL</u>			
		<u>1972-82</u>	<u>1982B</u>	<u>1983-87</u>	<u>1987B</u>	<u>1988-91</u>	<u>1993-98</u>	<u>2000</u>	<u>2002</u>	<u>2004</u>	<u>2006</u>	<u>2008</u>		<u>2010</u>	<u>2012</u>	<u>2014</u>
Worked full-time	1	0	0	0	0	0	456	0	344	0	0	0	0	0	0	800
Worked part-time	2	0	0	0	0	0	62	0	44	0	0	0	0	0	0	106
Stayed home	3	0	0	0	0	0	69	0	36	0	0	0	0	0	0	105
Does not apply	8	0	0	0	0	0	415	0	393	0	0	0	0	0	0	808
No answer	9	0	0	0	0	0	445	0	12	0	0	0	0	0	0	457
Not applicable (Never had children)	IAP	13626	354	7542	353	5907	8887	2817	1936	2812	4510	2023	2044	1974	2538	57323

REMARKS: Code 8, "does not apply," was a valid response and given by the respondent whereas IAP, "not applicable," was generated by skip logic.

1541. To what extent do you agree or disagree...?

A. Men ought to do a larger share of household work than they do now.

[VAR: MEHHWORK]

<u>RESPONSE</u>	<u>PUNCH</u>	<u>YEAR</u>														
		<u>1972-82</u>	<u>1982B</u>	<u>1983-87</u>	<u>1987B</u>	<u>1988-91</u>	<u>1993-98</u>	<u>2000</u>	<u>2002</u>	<u>2004</u>	<u>2006</u>	<u>2008</u>	<u>2010</u>	<u>2012</u>	<u>2014</u>	<u>ALL</u>
Strongly agree	1	0	0	0	0	0	0	0	250	0	0	0	0	0	0	250
Agree	2	0	0	0	0	0	0	0	482	0	0	0	0	0	0	482
Neither agree nor disagree	3	0	0	0	0	0	0	0	311	0	0	0	0	0	0	311
Disagree	4	0	0	0	0	0	0	0	0	0	0	0	0	0	0	0
Strongly Disagree	5	0	0	0	0	0	0	0	105	0	0	0	0	0	0	105
Can't choose	8	0	0	0	0	0	0	0	22	0	0	0	0	0	0	22
No answer	9	0	0	0	0	0	0	0	1	0	0	0	0	0	0	1
Not applicable	IAP	13626	354	7542	353	5907	10334	2817	1594	2812	4510	2023	2044	1974	2538	58428

B. Men ought to do a larger share of childcare than they do now.

[VAR: MEKDCARE]

<u>RESPONSE</u>	<u>PUNCH</u>	<u>YEAR</u>														
		<u>1972-82</u>	<u>1982B</u>	<u>1983-87</u>	<u>1987B</u>	<u>1988-91</u>	<u>1993-98</u>	<u>2000</u>	<u>2002</u>	<u>2004</u>	<u>2006</u>	<u>2008</u>	<u>2010</u>	<u>2012</u>	<u>2014</u>	<u>ALL</u>
Strongly agree	1	0	0	0	0	0	0	0	294	0	0	0	0	0	0	294
Agree	2	0	0	0	0	0	0	0	534	0	0	0	0	0	0	534
Neither agree nor disagree	3	0	0	0	0	0	0	0	251	0	0	0	0	0	0	251
Disagree	4	0	0	0	0	0	0	0	0	0	0	0	0	0	0	0
Strongly Disagree	5	0	0	0	0	0	0	0	74	0	0	0	0	0	0	74
Can't choose	8	0	0	0	0	0	0	0	17	0	0	0	0	0	0	17
No answer	9	0	0	0	0	0	0	0	1	0	0	0	0	0	0	1
Not applicable	IAP	13626	354	7542	353	5907	10334	2817	1594	2812	4510	2023	2044	1974	2538	58428

REMARKS: In 2002, the "disagree" category (punch 5) was collapsed to reflect both "disagree" and "strongly disagree" response options.

1542. In your household who does the following things...?

A. Does the laundry?

[VAR: LAUNDRY1]

<u>RESPONSE</u>	<u>PUNCH</u>	<u>YEAR</u>														
		<u>1972-82</u>	<u>1982B</u>	<u>1983-87</u>	<u>1987B</u>	<u>1988-91</u>	<u>1993-98</u>	<u>2000</u>	<u>2002</u>	<u>2004</u>	<u>2006</u>	<u>2008</u>	<u>2010</u>	<u>2012</u>	<u>2014</u>	<u>ALL</u>
Always me	1	0	0	0	0	0	0	0	170	0	0	0	0	187	0	357
Usually me	2	0	0	0	0	0	0	0	140	0	0	0	0	109	0	249
About equal or both together	3	0	0	0	0	0	0	0	187	0	0	0	0	176	0	363
Usually my spouse/partner	4	0	0	0	0	0	0	0	151	0	0	0	0	123	0	274
Always my spouse/partner	5	0	0	0	0	0	0	0	22	0	0	0	0	87	0	109
Is done by a third person	6	0	0	0	0	0	0	0	10	0	0	0	0	14	0	24
Can't choose	8	0	0	0	0	0	0	0	6	0	0	0	0	2	0	8
No answer	9	0	0	0	0	0	0	0	21	0	0	0	0	2	0	23
Not applicable	IAP	13626	354	7542	353	5907	10334	2817	2058	2812	4510	2023	2044	1274	2538	58192

B. Makes small repairs around the house?

[VAR: REPAIRS1]

<u>RESPONSE</u>	<u>PUNCH</u>	<u>YEAR</u>														
		<u>1972-82</u>	<u>1982B</u>	<u>1983-87</u>	<u>1987B</u>	<u>1988-91</u>	<u>1993-98</u>	<u>2000</u>	<u>2002</u>	<u>2004</u>	<u>2006</u>	<u>2008</u>	<u>2010</u>	<u>2012</u>	<u>2014</u>	<u>ALL</u>
Always me	1	0	0	0	0	0	0	0	142	0	0	0	0	185	0	327
Usually me	2	0	0	0	0	0	0	0	147	0	0	0	0	117	0	264
About equal or both together	3	0	0	0	0	0	0	0	129	0	0	0	0	91	0	220
Usually my spouse/partner	4	0	0	0	0	0	0	0	219	0	0	0	0	156	0	375
Always my spouse/partner	5	0	0	0	0	0	0	0	15	0	0	0	0	111	0	126
Is done by a Third Person	6	0	0	0	0	0	0	0	30	0	0	0	0	33	0	63
Can't choose	8	0	0	0	0	0	0	0	3	0	0	0	0	5	0	8
No answer	9	0	0	0	0	0	0	0	22	0	0	0	0	2	0	24
Not applicable	IAP	13626	354	7542	353	5907	10334	2817	2058	2812	4510	2023	2044	1274	2538	58192

C. Cares for sick family members?

[VAR: CARESIK1]

<u>RESPONSE</u>	<u>PUNCH</u>	<u>YEAR</u>														
		<u>1972-82</u>	<u>1982B</u>	<u>1983-87</u>	<u>1987B</u>	<u>1988-91</u>	<u>1993-98</u>	<u>2000</u>	<u>2002</u>	<u>2004</u>	<u>2006</u>	<u>2008</u>	<u>2010</u>	<u>2012</u>	<u>2014</u>	<u>ALL</u>
Always me	1	0	0	0	0	0	0	0	129	0	0	0	0	117	0	246
Usually me	2	0	0	0	0	0	0	0	127	0	0	0	0	90	0	217
About equal or both together	3	0	0	0	0	0	0	0	292	0	0	0	0	261	0	553
Usually my spouse/partner	4	0	0	0	0	0	0	0	93	0	0	0	0	89	0	182
Always my spouse/partner	5	0	0	0	0	0	0	0	5	0	0	0	0	44	0	49
Is done by a Third Person	6	0	0	0	0	0	0	0	6	0	0	0	0	13	0	19
Can't choose	8	0	0	0	0	0	0	0	32	0	0	0	0	80	0	112
No answer	9	0	0	0	0	0	0	0	23	0	0	0	0	6	0	29
Not applicable	IAP	13626	354	7542	353	5907	10334	2817	2058	2812	4510	2023	2044	1274	2538	58192

D. Shops for groceries?

[VAR: SHOP1]

<u>RESPONSE</u>	<u>PUNCH</u>	<u>YEAR</u>														
		<u>1972-82</u>	<u>1982B</u>	<u>1983-87</u>	<u>1987B</u>	<u>1988-91</u>	<u>1993-98</u>	<u>2000</u>	<u>2002</u>	<u>2004</u>	<u>2006</u>	<u>2008</u>	<u>2010</u>	<u>2012</u>	<u>2014</u>	<u>ALL</u>
Always me	1	0	0	0	0	0	0	0	138	0	0	0	0	134	0	272
Usually me	2	0	0	0	0	0	0	0	119	0	0	0	0	105	0	224
About equal or both together	3	0	0	0	0	0	0	0	290	0	0	0	0	288	0	578
Usually my spouse/partner	4	0	0	0	0	0	0	0	131	0	0	0	0	92	0	223
Always my spouse/partner	5	0	0	0	0	0	0	0	5	0	0	0	0	66	0	71
Is done by a Third Person	6	0	0	0	0	0	0	0	1	0	0	0	0	12	0	13
Can't choose	8	0	0	0	0	0	0	0	1	0	0	0	0	0	0	1
No answer	9	0	0	0	0	0	0	0	22	0	0	0	0	3	0	25
Not applicable	IAP	13626	354	7542	353	5907	10334	2817	2058	2812	4510	2023	2044	1274	2538	58192

E. Does the household cleaning?

[VAR: CLEAN1]

<u>RESPONSE</u>	<u>PUNCH</u>	<u>YEAR</u>														
		<u>1972-82</u>	<u>1982B</u>	<u>1983-87</u>	<u>1987B</u>	<u>1988-91</u>	<u>1993-98</u>	<u>2000</u>	<u>2002</u>	<u>2004</u>	<u>2006</u>	<u>2008</u>	<u>2010</u>	<u>2012</u>	<u>2014</u>	<u>ALL</u>
Always me	1	0	0	0	0	0	0	0	128	0	0	0	0	0	0	128
Usually me	2	0	0	0	0	0	0	0	151	0	0	0	0	0	0	151
About equal or both together	3	0	0	0	0	0	0	0	243	0	0	0	0	0	0	243
Usually my spouse/partner	4	0	0	0	0	0	0	0	121	0	0	0	0	0	0	121
Always my spouse/partner	5	0	0	0	0	0	0	0	7	0	0	0	0	0	0	7
Is done by a Third Person	6	0	0	0	0	0	0	0	30	0	0	0	0	0	0	30
Can't choose	8	0	0	0	0	0	0	0	5	0	0	0	0	0	0	5
No answer	9	0	0	0	0	0	0	0	22	0	0	0	0	0	0	22
Not applicable	IAP	13626	354	7542	353	5907	10334	2817	2058	2812	4510	2023	2044	1974	2538	58892

F. Prepares the meals?

[VAR: COOKING1]

<u>RESPONSE</u>	<u>PUNCH</u>	<u>YEAR</u>														
		<u>1972-82</u>	<u>1982B</u>	<u>1983-87</u>	<u>1987B</u>	<u>1988-91</u>	<u>1993-98</u>	<u>2000</u>	<u>2002</u>	<u>2004</u>	<u>2006</u>	<u>2008</u>	<u>2010</u>	<u>2012</u>	<u>2014</u>	<u>ALL</u>
Always me	1	0	0	0	0	0	0	0	155	0	0	0	0	160	0	315
Usually me	2	0	0	0	0	0	0	0	152	0	0	0	0	133	0	285
About equal or both together	3	0	0	0	0	0	0	0	207	0	0	0	0	192	0	399
Usually my spouse/partner	4	0	0	0	0	0	0	0	157	0	0	0	0	123	0	280
Always my spouse/partner	5	0	0	0	0	0	0	0	9	0	0	0	0	75	0	84
Is done by a Third Person	6	0	0	0	0	0	0	0	3	0	0	0	0	13	0	16
Can't choose	8	0	0	0	0	0	0	0	2	0	0	0	0	1	0	3
No answer	9	0	0	0	0	0	0	0	22	0	0	0	0	3	0	25
Not applicable	IAP	13626	354	7542	353	5907	10334	2817	2058	2812	4510	2023	2044	1274	2538	58192

1543. A. On average, how many hours a week do you personally spend on household work, not including childcare and leisure time activities?

[VAR: RHHWORK]

<u>RESPONSE</u>	<u>PUNCH</u>	<u>YEAR</u>														
		<u>1972-82</u>	<u>1982B</u>	<u>1983-87</u>	<u>1987B</u>	<u>1988-91</u>	<u>1993-98</u>	<u>2000</u>	<u>2002</u>	<u>2004</u>	<u>2006</u>	<u>2008</u>	<u>2010</u>	<u>2012</u>	<u>2014</u>	<u>ALL</u>
0-9	0-9	0	0	0	0	0	0	0	380	0	0	0	0	768	0	1148
10-19	10-19	0	0	0	0	0	0	0	185	0	0	0	0	303	0	488
20-29	20-29	0	0	0	0	0	0	0	63	0	0	0	0	126	0	189
30-39	30-39	0	0	0	0	0	0	0	28	0	0	0	0	31	0	59
40-49	40-49	0	0	0	0	0	0	0	15	0	0	0	0	26	0	41
50-59	50-59	0	0	0	0	0	0	0	7	0	0	0	0	10	0	17
60-69	60-69	0	0	0	0	0	0	0	3	0	0	0	0	1	0	4
70-79	70-79	0	0	0	0	0	0	0	1	0	0	0	0	6	0	7
80+	80+	0	0	0	0	0	0	0	1	0	0	0	0	5	0	6
Don't know	98	0	0	0	0	0	0	0	2	0	0	0	0	21	0	23
No answer	99	0	0	0	0	0	0	0	22	0	0	0	0	5	0	27
Not applicable	IAP	13626	354	7542	353	5907	10334	2817	2058	2812	4510	2023	2044	672	2538	57590

B. And what about your spouse/partner? On average, how many hours a week does he/she spend on household work, not including childcare or leisure time activities?

[VAR: SPHHWORK]

<u>RESPONSE</u>	<u>PUNCH</u>	<u>YEAR</u>														
		<u>1972-82</u>	<u>1982B</u>	<u>1983-87</u>	<u>1987B</u>	<u>1988-91</u>	<u>1993-98</u>	<u>2000</u>	<u>2002</u>	<u>2004</u>	<u>2006</u>	<u>2008</u>	<u>2010</u>	<u>2012</u>	<u>2014</u>	<u>ALL</u>
0-9	0-9	0	0	0	0	0	0	0	427	0	0	0	0	388	0	815
10-19	10-19	0	0	0	0	0	0	0	148	0	0	0	0	146	0	294
20-29	20-29	0	0	0	0	0	0	0	61	0	0	0	0	73	0	134
30-39	30-39	0	0	0	0	0	0	0	21	0	0	0	0	27	0	48
40-49	40-49	0	0	0	0	0	0	0	14	0	0	0	0	27	0	41
50-59	50-59	0	0	0	0	0	0	0	2	0	0	0	0	7	0	9
60-69	60-69	0	0	0	0	0	0	0	2	0	0	0	0	6	0	8
70-79	70-79	0	0	0	0	0	0	0	1	0	0	0	0	2	0	3
80+	80+	0	0	0	0	0	0	0	2	0	0	0	0	10	0	12
Don't know	98	0	0	0	0	0	0	0	4	0	0	0	0	10	0	14
No answer	99	0	0	0	0	0	0	0	25	0	0	0	0	4	0	29
Not applicable	IAP	13626	354	7542	353	5907	10334	2817	2058	2812	4510	2023	2044	1274	2538	58192

REMARKS: The numbers above have been collapsed for convenience of display.

1544. Which of the following best applies to the sharing of household work between you and your spouse/partner?

[VAR: HHWKFAIR]

<u>RESPONSE</u>	<u>PUNCH</u>	<u>YEAR</u>														
		<u>1972-82</u>	<u>1982B</u>	<u>1983-87</u>	<u>1987B</u>	<u>1988-91</u>	<u>1993-98</u>	<u>2000</u>	<u>2002</u>	<u>2004</u>	<u>2006</u>	<u>2008</u>	<u>2010</u>	<u>2012</u>	<u>2014</u>	<u>ALL</u>
I do much more than my fair share of the household work	1	0	0	0	0	0	0	0	139	0	0	0	0	149	0	288
I do a bit more than my fair share of the household work	2	0	0	0	0	0	0	0	136	0	0	0	0	129	0	265
I do roughly my fair share of the household work	3	0	0	0	0	0	0	0	283	0	0	0	0	253	0	536
I do a bit less than my fair share of the household work	4	0	0	0	0	0	0	0	87	0	0	0	0	105	0	192
I do much less than my fair share of the household work	5	0	0	0	0	0	0	0	35	0	0	0	0	56	0	91
Don't know	8	0	0	0	0	0	0	0	3	0	0	0	0	4	0	7
No answer	9	0	0	0	0	0	0	0	24	0	0	0	0	4	0	28
Not applicable	IAP	13626	354	7542	353	5907	10334	2817	2058	2812	4510	2023	2044	1274	2538	58192

1545. How often do you and your spouse/partner disagree about the sharing of household work?

[VAR: HHWKDIS]

<u>RESPONSE</u>	<u>PUNCH</u>	<u>YEAR</u>														
		<u>1972-82</u>	<u>1982B</u>	<u>1983-87</u>	<u>1987B</u>	<u>1988-91</u>	<u>1993-98</u>	<u>2000</u>	<u>2002</u>	<u>2004</u>	<u>2006</u>	<u>2008</u>	<u>2010</u>	<u>2012</u>	<u>2014</u>	<u>ALL</u>
Several times a week	1	0	0	0	0	0	0	0	47	0	0	0	0	0	0	47
Several times a month	2	0	0	0	0	0	0	0	75	0	0	0	0	0	0	75
Several times a year	3	0	0	0	0	0	0	0	61	0	0	0	0	0	0	61
Less often/rarely	4	0	0	0	0	0	0	0	268	0	0	0	0	0	0	268
Never	5	0	0	0	0	0	0	0	211	0	0	0	0	0	0	211
Can't choose	8	0	0	0	0	0	0	0	22	0	0	0	0	0	0	22
No answer	9	0	0	0	0	0	0	0	23	0	0	0	0	0	0	23
Not applicable	IAP	13626	354	7542	353	5907	10334	2817	2058	2812	4510	2023	2044	1974	2538	58892

1546. Who usually makes/made the decisions about how to bring up your children?

[VAR: DECKIDS]

<u>RESPONSE</u>	<u>PUNCH</u>	<u>YEAR</u>														
		<u>1972-82</u>	<u>1982B</u>	<u>1983-87</u>	<u>1987B</u>	<u>1988-91</u>	<u>1993-98</u>	<u>2000</u>	<u>2002</u>	<u>2004</u>	<u>2006</u>	<u>2008</u>	<u>2010</u>	<u>2012</u>	<u>2014</u>	<u>ALL</u>
Mostly me	1	0	0	0	0	0	0	0	81	0	0	0	0	233	0	314
Mostly my spouse/partner	2	0	0	0	0	0	0	0	44	0	0	0	0	65	0	109
Sometimes me/Sometimes my spouse/partner	3	0	0	0	0	0	0	0	102	0	0	0	0	96	0	198
We decide together	4	0	0	0	0	0	0	0	305	0	0	0	0	481	0	786
Someone else	5	0	0	0	0	0	0	0	6	0	0	0	0	3	0	9
Does not apply	8	0	0	0	0	0	0	0	145	0	0	0	0	42	0	187
No answer	9	0	0	0	0	0	0	0	24	0	0	0	0	10	0	34
Not applicable	IAP	13626	354	7542	353	5907	10334	2817	2058	2812	4510	2023	2044	1044	2538	57962

1547. When you and your spouse/partner make decisions about the following, who has the final say?

A. Choosing shared weekend activities

[VAR: WEEKEND]

<u>RESPONSE</u>	<u>PUNCH</u>	<u>YEAR</u>														
		<u>1972-82</u>	<u>1982B</u>	<u>1983-87</u>	<u>1987B</u>	<u>1988-91</u>	<u>1993-98</u>	<u>2000</u>	<u>2002</u>	<u>2004</u>	<u>2006</u>	<u>2008</u>	<u>2010</u>	<u>2012</u>	<u>2014</u>	<u>ALL</u>
Mostly me	1	0	0	0	0	0	0	0	99	0	0	0	0	0	0	99
Mostly my spouse/partner	2	0	0	0	0	0	0	0	69	0	0	0	0	0	0	69
Sometimes me/Sometimes my spouse/partner	3	0	0	0	0	0	0	0	207	0	0	0	0	0	0	207
We decide together	4	0	0	0	0	0	0	0	302	0	0	0	0	0	0	302
Someone else	5	0	0	0	0	0	0	0	4	0	0	0	0	0	0	4
Don't know	8	0	0	0	0	0	0	0	1	0	0	0	0	0	0	1
No answer	9	0	0	0	0	0	0	0	25	0	0	0	0	0	0	25
Not applicable	IAP	13626	354	7542	353	5907	10334	2817	2058	2812	4510	2023	2044	1974	2538	58892

B. Buying major things for the home

[VAR: BUYTHNGS]

<u>RESPONSE</u>	<u>PUNCH</u>	<u>YEAR</u>														
		<u>1972-82</u>	<u>1982B</u>	<u>1983-87</u>	<u>1987B</u>	<u>1988-91</u>	<u>1993-98</u>	<u>2000</u>	<u>2002</u>	<u>2004</u>	<u>2006</u>	<u>2008</u>	<u>2010</u>	<u>2012</u>	<u>2014</u>	<u>ALL</u>
Mostly me	1	0	0	0	0	0	0	0	116	0	0	0	0	0	0	116
Mostly my spouse/partner	2	0	0	0	0	0	0	0	92	0	0	0	0	0	0	92
Sometimes me/Sometimes my spouse/partner	3	0	0	0	0	0	0	0	120	0	0	0	0	0	0	120
We decide together	4	0	0	0	0	0	0	0	350	0	0	0	0	0	0	350
Someone else	5	0	0	0	0	0	0	0	4	0	0	0	0	0	0	4
Don't know	8	0	0	0	0	0	0	0	2	0	0	0	0	0	0	2
No answer	9	0	0	0	0	0	0	0	23	0	0	0	0	0	0	23
Not applicable	IAP	13626	354	7542	353	5907	10334	2817	2058	2812	4510	2023	2044	1974	2538	58892

1548. To what extent do you agree or disagree?

A. There are so many things to do at home, I often run out of time before I get them all done.

[VAR: TIMEHOME]

<u>RESPONSE</u>	<u>PUNCH</u>	<u>YEAR</u>														
		<u>1972-82</u>	<u>1982B</u>	<u>1983-87</u>	<u>1987B</u>	<u>1988-91</u>	<u>1993-98</u>	<u>2000</u>	<u>2002</u>	<u>2004</u>	<u>2006</u>	<u>2008</u>	<u>2010</u>	<u>2012</u>	<u>2014</u>	<u>ALL</u>
Strongly agree	1	0	0	0	0	0	0	0	384	0	0	0	0	0	0	384
Agree	2	0	0	0	0	0	0	0	399	0	0	0	0	0	0	399
Neither agree nor disagree	3	0	0	0	0	0	0	0	170	0	0	0	0	0	0	170
Disagree	4	0	0	0	0	0	0	0	153	0	0	0	0	0	0	153
Strongly disagree	5	0	0	0	0	0	0	0	46	0	0	0	0	0	0	46
Can't choose	8	0	0	0	0	0	0	0	16	0	0	0	0	0	0	16
No answer	9	0	0	0	0	0	0	0	3	0	0	0	0	0	0	3
Not applicable	IAP	13626	354	7542	353	5907	10334	2817	1594	2812	4510	2023	2044	1974	2538	58428

B. My life at home is rarely stressful.

[VAR: STRSSHME]

<u>RESPONSE</u>	<u>PUNCH</u>	<u>YEAR</u>														
		<u>1972-82</u>	<u>1982B</u>	<u>1983-87</u>	<u>1987B</u>	<u>1988-91</u>	<u>1993-98</u>	<u>2000</u>	<u>2002</u>	<u>2004</u>	<u>2006</u>	<u>2008</u>	<u>2010</u>	<u>2012</u>	<u>2014</u>	<u>ALL</u>
Strongly agree	1	0	0	0	0	0	0	0	175	0	0	0	0	0	0	175
Agree	2	0	0	0	0	0	0	0	383	0	0	0	0	0	0	383
Neither agree nor disagree	3	0	0	0	0	0	0	0	174	0	0	0	0	0	0	174
Disagree	4	0	0	0	0	0	0	0	309	0	0	0	0	0	0	309
Strongly disagree	5	0	0	0	0	0	0	0	114	0	0	0	0	0	0	114
Can't choose	8	0	0	0	0	0	0	0	14	0	0	0	0	0	0	14
No answer	9	0	0	0	0	0	0	0	2	0	0	0	0	0	0	2
Not applicable	IAP	13626	354	7542	353	5907	10334	2817	1594	2812	4510	2023	2044	1974	2538	58428

C. There are so many things to do at work, I often run out of time before I get them all done.

[VAR: TIMEWORK]

<u>RESPONSE</u>	<u>PUNCH</u>	<u>YEAR</u>														
		<u>1972-82</u>	<u>1982B</u>	<u>1983-87</u>	<u>1987B</u>	<u>1988-91</u>	<u>1993-98</u>	<u>2000</u>	<u>2002</u>	<u>2004</u>	<u>2006</u>	<u>2008</u>	<u>2010</u>	<u>2012</u>	<u>2014</u>	<u>ALL</u>
Strongly agree	1	0	0	0	0	0	0	0	203	0	0	0	0	0	0	203
Agree	2	0	0	0	0	0	0	0	274	0	0	0	0	0	0	274
Neither agree nor disagree	3	0	0	0	0	0	0	0	213	0	0	0	0	0	0	213
Disagree	4	0	0	0	0	0	0	0	252	0	0	0	0	0	0	252
Strongly disagree	5	0	0	0	0	0	0	0	60	0	0	0	0	0	0	60
Can't choose	8	0	0	0	0	0	0	0	159	0	0	0	0	0	0	159
No answer	9	0	0	0	0	0	0	0	10	0	0	0	0	0	0	10
Not applicable	IAP	13626	354	7542	353	5907	10334	2817	1594	2812	4510	2023	2044	1974	2538	58428

D. My job is rarely stressful

[VAR: STRSSWRK]

<u>RESPONSE</u>	<u>PUNCH</u>	<u>YEAR</u>														
		<u>1972-82</u>	<u>1982B</u>	<u>1983-87</u>	<u>1987B</u>	<u>1988-91</u>	<u>1993-98</u>	<u>2000</u>	<u>2002</u>	<u>2004</u>	<u>2006</u>	<u>2008</u>	<u>2010</u>	<u>2012</u>	<u>2014</u>	<u>ALL</u>
Strongly agree	1	0	0	0	0	0	0	0	73	0	0	0	0	0	0	73
Agree	2	0	0	0	0	0	0	0	249	0	0	0	0	0	0	249
Neither agree nor disagree	3	0	0	0	0	0	0	0	198	0	0	0	0	0	0	198
Disagree	4	0	0	0	0	0	0	0	329	0	0	0	0	0	0	329
Strongly disagree	5	0	0	0	0	0	0	0	151	0	0	0	0	0	0	151
Can't choose	8	0	0	0	0	0	0	0	160	0	0	0	0	0	0	160
No answer	9	0	0	0	0	0	0	0	11	0	0	0	0	0	0	11
Not applicable	IAP	13626	354	7542	353	5907	10334	2817	1594	2812	4510	2023	2044	1974	2538	58428

1549. How often has each of the following happened to you during the past three months?

A. I have come home from work too tired to do the chores which need to be done.

[VAR: TIREDHME]

<u>RESPONSE</u>	<u>PUNCH</u>	<u>YEAR</u>														
		<u>1972-82</u>	<u>1982B</u>	<u>1983-87</u>	<u>1987B</u>	<u>1988-91</u>	<u>1993-98</u>	<u>2000</u>	<u>2002</u>	<u>2004</u>	<u>2006</u>	<u>2008</u>	<u>2010</u>	<u>2012</u>	<u>2014</u>	<u>ALL</u>
Several times a week	1	0	0	0	0	0	0	0	253	0	0	0	0	0	0	253
Several times a month	2	0	0	0	0	0	0	0	216	0	0	0	0	0	0	216
Once or twice	3	0	0	0	0	0	0	0	302	0	0	0	0	0	0	302
Never	4	0	0	0	0	0	0	0	109	0	0	0	0	0	0	109
Doesn't apply/no job	6	0	0	0	0	0	0	0	277	0	0	0	0	0	0	277
Don't know	8	0	0	0	0	0	0	0	7	0	0	0	0	0	0	7
No answer	9	0	0	0	0	0	0	0	7	0	0	0	0	0	0	7
Not applicable	IAP	13626	354	7542	353	5907	10334	2817	1594	2812	4510	2023	2044	1974	2538	58428

B. It has been difficult for me to fulfill my family responsibilities because of the amount of time I spent on my job.

[VAR: JOBVSFAM]

<u>RESPONSE</u>	<u>PUNCH</u>	<u>YEAR</u>														
		<u>1972-82</u>	<u>1982B</u>	<u>1983-87</u>	<u>1987B</u>	<u>1988-91</u>	<u>1993-98</u>	<u>2000</u>	<u>2002</u>	<u>2004</u>	<u>2006</u>	<u>2008</u>	<u>2010</u>	<u>2012</u>	<u>2014</u>	<u>ALL</u>
Several times a week	1	0	0	0	0	0	0	0	94	0	0	0	0	0	94	
Several times a month	2	0	0	0	0	0	0	0	134	0	0	0	0	0	134	
Once or twice	3	0	0	0	0	0	0	0	261	0	0	0	0	0	261	
Never	4	0	0	0	0	0	0	0	353	0	0	0	0	0	353	
Doesn't apply/no job	6	0	0	0	0	0	0	0	313	0	0	0	0	0	313	
Don't know	8	0	0	0	0	0	0	0	6	0	0	0	0	0	6	
No answer	9	0	0	0	0	0	0	0	10	0	0	0	0	0	10	
Not applicable	IAP	13626	354	7542	353	5907	10334	2817	1594	2812	4510	2023	2044	1974	2538	58428

C. I have arrived at work too tired to function well because of the household work I had done.

[VAR: TIREDWRK]

<u>RESPONSE</u>	<u>PUNCH</u>	<u>YEAR</u>														
		<u>1972-82</u>	<u>1982B</u>	<u>1983-87</u>	<u>1987B</u>	<u>1988-91</u>	<u>1993-98</u>	<u>2000</u>	<u>2002</u>	<u>2004</u>	<u>2006</u>	<u>2008</u>	<u>2010</u>	<u>2012</u>	<u>2014</u>	<u>ALL</u>
Several times a week	1	0	0	0	0	0	0	0	27	0	0	0	0	0	27	
Several times a month	2	0	0	0	0	0	0	0	48	0	0	0	0	0	48	
Once or twice	3	0	0	0	0	0	0	0	244	0	0	0	0	0	244	
Never	4	0	0	0	0	0	0	0	524	0	0	0	0	0	524	
Doesn't apply/no job	6	0	0	0	0	0	0	0	318	0	0	0	0	0	318	
Don't know	8	0	0	0	0	0	0	0	4	0	0	0	0	0	4	
No answer	9	0	0	0	0	0	0	0	6	0	0	0	0	0	6	
Not applicable	IAP	13626	354	7542	353	5907	10334	2817	1594	2812	4510	2023	2044	1974	2538	58428

D. I have found it difficult to concentrate at work because of my family responsibilities.

[VAR: FAMVSWRK]

<u>RESPONSE</u>	<u>PUNCH</u>	<u>YEAR</u>														
		<u>1972-82</u>	<u>1982B</u>	<u>1983-87</u>	<u>1987B</u>	<u>1988-91</u>	<u>1993-98</u>	<u>2000</u>	<u>2002</u>	<u>2004</u>	<u>2006</u>	<u>2008</u>	<u>2010</u>	<u>2012</u>	<u>2014</u>	<u>ALL</u>
Several times a week	1	0	0	0	0	0	0	0	31	0	0	0	0	0	0	31
Several times a month	2	0	0	0	0	0	0	0	60	0	0	0	0	0	0	60
Once or twice	3	0	0	0	0	0	0	0	279	0	0	0	0	0	0	279
Never	4	0	0	0	0	0	0	0	464	0	0	0	0	0	0	464
Doesn't apply/no job	6	0	0	0	0	0	0	0	328	0	0	0	0	0	0	328
Don't know	8	0	0	0	0	0	0	0	4	0	0	0	0	0	0	4
No answer	9	0	0	0	0	0	0	0	5	0	0	0	0	0	0	5
Not applicable	IAP	13626	354	7542	353	5907	10334	2817	1594	2812	4510	2023	2044	1974	2538	58428

1550. If you were to consider your life in general, how happy or unhappy would you say you are, on the whole?

[VAR: HAPPY7]

<u>RESPONSE</u>	<u>PUNCH</u>	<u>YEAR</u>														
		<u>1972-82</u>	<u>1982B</u>	<u>1983-87</u>	<u>1987B</u>	<u>1988-91</u>	<u>1993-98</u>	<u>2000</u>	<u>2002</u>	<u>2004</u>	<u>2006</u>	<u>2008</u>	<u>2010</u>	<u>2012</u>	<u>2014</u>	<u>ALL</u>
Completely happy	1	0	0	0	0	0	0	0	141	0	0	0	0	148	0	289
Very happy	2	0	0	0	0	0	0	0	510	0	0	0	0	563	0	1073
Fairly happy	3	0	0	0	0	0	0	0	391	0	0	0	0	440	0	831
Neither happy nor unhappy	4	0	0	0	0	0	0	0	69	0	0	0	0	77	0	146
Fairly unhappy	5	0	0	0	0	0	0	0	32	0	0	0	0	35	0	67
Very unhappy	6	0	0	0	0	0	0	0	16	0	0	0	0	16	0	32
Completely unhappy	7	0	0	0	0	0	0	0	1	0	0	0	0	5	0	6
Can't choose	8	0	0	0	0	0	0	0	7	0	0	0	0	11	0	18
No answer	9	0	0	0	0	0	0	0	4	0	0	0	0	7	0	11
Not applicable	IAP	13626	354	7542	353	5907	10334	2817	1594	2812	4510	2023	2044	672	2538	57126

1551. A. All things considered, how satisfied are you with your (main) job?

[VAR: SATJOB7]

<u>RESPONSE</u>	<u>PUNCH</u>	<u>YEAR</u>														
		<u>1972-82</u>	<u>1982B</u>	<u>1983-87</u>	<u>1987B</u>	<u>1988-91</u>	<u>1993-98</u>	<u>2000</u>	<u>2002</u>	<u>2004</u>	<u>2006</u>	<u>2008</u>	<u>2010</u>	<u>2012</u>	<u>2014</u>	<u>ALL</u>
Completely satisfied	1	0	0	0	0	0	0	0	127	0	0	0	0	122	0	249
Very satisfied	2	0	0	0	0	0	0	0	289	0	0	0	0	264	0	553
Fairly satisfied	3	0	0	0	0	0	0	0	264	0	0	0	0	260	0	524
Neither satisfied nor dissatisfied	4	0	0	0	0	0	0	0	53	0	0	0	0	54	0	107
Fairly dissatisfied	5	0	0	0	0	0	0	0	47	0	0	0	0	40	0	87
Very dissatisfied	6	0	0	0	0	0	0	0	29	0	0	0	0	13	0	42
Completely dissatisfied	7	0	0	0	0	0	0	0	11	0	0	0	0	9	0	20
Can't choose	8	0	0	0	0	0	0	0	45	0	0	0	0	1	0	46
No answer	9	0	0	0	0	0	0	0	9	0	0	0	0	17	0	26
Not applicable/ Doesn't apply/No job	IAP	13626	354	7542	353	5907	10334	2817	1891	2812	4510	2023	2044	1194	2538	57945

B. All things considered, how satisfied are you with your family life?

[VAR: SATFAM7]

<u>RESPONSE</u>	<u>PUNCH</u>	<u>YEAR</u>														
		<u>1972-82</u>	<u>1982B</u>	<u>1983-87</u>	<u>1987B</u>	<u>1988-91</u>	<u>1993-98</u>	<u>2000</u>	<u>2002</u>	<u>2004</u>	<u>2006</u>	<u>2008</u>	<u>2010</u>	<u>2012</u>	<u>2014</u>	<u>ALL</u>
Completely satisfied	1	0	0	0	0	0	0	0	265	0	0	0	0	254	0	519
Very satisfied	2	0	0	0	0	0	0	0	467	0	0	0	0	548	0	1015
Fairly satisfied	3	0	0	0	0	0	0	0	286	0	0	0	0	316	0	602
Neither satisfied nor dissatisfied	4	0	0	0	0	0	0	0	70	0	0	0	0	72	0	142
Fairly dissatisfied	5	0	0	0	0	0	0	0	31	0	0	0	0	41	0	72
Very dissatisfied	6	0	0	0	0	0	0	0	20	0	0	0	0	22	0	42
Completely dissatisfied	7	0	0	0	0	0	0	0	9	0	0	0	0	10	0	19
Can't choose	8	0	0	0	0	0	0	0	19	0	0	0	0	13	0	32
No answer	9	0	0	0	0	0	0	0	4	0	0	0	0	6	0	10
Not applicable	IAP	13626	354	7542	353	5907	10334	2817	1594	2812	4510	2023	2044	692	2538	57146

1552. Do you think that women should work outside the home full-time, part-time or not at all, when a couple has not yet had a child?

[VAR: FEWKNOKD]

<u>RESPONSE</u>	<u>PUNCH</u>	<u>YEAR</u>														
		<u>1972-82</u>	<u>1982B</u>	<u>1983-87</u>	<u>1987B</u>	<u>1988-91</u>	<u>1993-98</u>	<u>2000</u>	<u>2002</u>	<u>2004</u>	<u>2006</u>	<u>2008</u>	<u>2010</u>	<u>2012</u>	<u>2014</u>	<u>ALL</u>
Work full-time	1	0	0	0	0	0	0	0	841	0	0	0	0	0	0	841
Work part time	2	0	0	0	0	0	0	0	97	0	0	0	0	0	0	97
Stay at home	3	0	0	0	0	0	0	0	22	0	0	0	0	0	0	22
Can't choose	8	0	0	0	0	0	0	0	206	0	0	0	0	0	0	206
No answer	9	0	0	0	0	0	0	0	5	0	0	0	0	0	0	5
Not applicable	IAP	13626	354	7542	353	5907	10334	2817	1594	2812	4510	2023	2044	1974	2538	58428

1553. A. Do you agree or disagree ... both the husband and the wife should contribute to the household income.

[VAR: TWOINCS1]

<u>RESPONSE</u>	<u>PUNCH</u>	<u>YEAR</u>														
		<u>1972-82</u>	<u>1982B</u>	<u>1983-87</u>	<u>1987B</u>	<u>1988-91</u>	<u>1993-98</u>	<u>2000</u>	<u>2002</u>	<u>2004</u>	<u>2006</u>	<u>2008</u>	<u>2010</u>	<u>2012</u>	<u>2014</u>	<u>ALL</u>
Strongly agree	1	0	0	0	0	0	277	0	341	0	0	0	0	249	0	867
Agree	2	0	0	0	0	0	527	0	327	0	0	0	0	572	0	1426
Neither agree nor disagree	3	0	0	0	0	0	417	0	369	0	0	0	0	307	0	1093
Disagree	4	0	0	0	0	0	157	0	0	0	0	0	0	121	0	278
Strongly disagree	5	0	0	0	0	0	17	0	109	0	0	0	0	18	0	144
Can't choose	8	0	0	0	0	0	26	0	23	0	0	0	0	28	0	77
No answer	9	0	0	0	0	0	26	0	2	0	0	0	0	7	0	35
Not applicable	IAP	13626	354	7542	353	5907	8887	2817	1594	2812	4510	2023	2044	672	2538	55679

B. Considering all sources of income, between you and your spouse/partner, who has the higher income?

[VAR: EARNSHH]

RESPONSE	PUNCH	YEAR														
		1972-82	1982B	1983-87	1987B	1988-91	1993-98	2000	2002	2004	2006	2008	2010	2012	2014	ALL
My spouse/partner has no income	1	0	0	0	0	0	0	0	65	0	0	0	0	58	0	123
I have a much higher income	2	0	0	0	0	0	0	0	127	0	0	0	0	112	0	239
I have a higher income	3	0	0	0	0	0	0	0	100	0	0	0	0	142	0	242
We have about the same income	4	0	0	0	0	0	0	0	75	0	0	0	0	55	0	130
My spouse/partner has a higher income	5	0	0	0	0	0	0	0	198	0	0	0	0	236	0	434
My spouse/partner has a much higher income	6	0	0	0	0	0	0	0	70	0	0	0	0	54	0	124
I have no income	7	0	0	0	0	0	0	0	29	0	0	0	0	34	0	63
Don't know	8	0	0	0	0	0	0	0	18	0	0	0	0	2	0	20
No answer	9	0	0	0	0	0	0	0	25	0	0	0	0	7	0	32
Not applicable	IAP	13626	354	7542	353	5907	10334	2817	2058	2812	4510	2023	2044	1274	2538	58192

REMARKS: In 2002, for TWOINCS1 the "disagree" category (punch 4) was collapsed into punch 5 and reflects both "disagree" and "strongly disagree."

1554. To what extent do you agree or disagree with the following statements?

A. A same sex female couple can bring up a child as well as a male-female couple.

[VAR: SSFCHILD]

RESPONSE	PUNCH	YEAR														
		1972-82	1982B	1983-87	1987B	1988-91	1993-98	2000	2002	2004	2006	2008	2010	2012	2014	ALL
Strongly agree	1	0	0	0	0	0	0	0	0	0	0	0	0	124	0	124
Agree	2	0	0	0	0	0	0	0	0	0	0	0	0	451	0	451
Neither agree or disagree	3	0	0	0	0	0	0	0	0	0	0	0	0	152	0	152
Disagree	4	0	0	0	0	0	0	0	0	0	0	0	0	315	0	315
Strongly disagree	5	0	0	0	0	0	0	0	0	0	0	0	0	188	0	188
Don't know	8	0	0	0	0	0	0	0	0	0	0	0	0	62	0	62
No answer	9	0	0	0	0	0	0	0	0	0	0	0	0	10	0	10
Not applicable	IAP	13626	354	7542	353	5907	10334	2817	2765	2812	4510	2023	2044	672	2538	58297

B. A same sex male couple can bring up a child as well as a male-female couple.

[VAR: SSMCHILD]

<u>RESPONSE</u>	<u>PUNCH</u>	<u>YEAR</u>														
		<u>1972-82</u>	<u>1982B</u>	<u>1983-87</u>	<u>1987B</u>	<u>1988-91</u>	<u>1993-98</u>	<u>2000</u>	<u>2002</u>	<u>2004</u>	<u>2006</u>	<u>2008</u>	<u>2010</u>	<u>2012</u>	<u>2014</u>	<u>ALL</u>
Strongly agree	1	0	0	0	0	0	0	0	0	0	0	0	0	116	0	116
Agree	2	0	0	0	0	0	0	0	0	0	0	0	0	411	0	411
Neither agree or disagree	3	0	0	0	0	0	0	0	0	0	0	0	0	158	0	158
Disagree	4	0	0	0	0	0	0	0	0	0	0	0	0	330	0	330
Strongly disagree	5	0	0	0	0	0	0	0	0	0	0	0	0	213	0	213
Don't know	8	0	0	0	0	0	0	0	0	0	0	0	0	63	0	63
No answer	9	0	0	0	0	0	0	0	0	0	0	0	0	11	0	11
Not applicable	IAP	13626	354	7542	353	5907	10334	2817	2765	2812	4510	2023	2044	672	2538	58297

C. Children are a financial burden on their parents.

[VAR: KIDFINBU]

<u>RESPONSE</u>	<u>PUNCH</u>	<u>YEAR</u>														
		<u>1972-82</u>	<u>1982B</u>	<u>1983-87</u>	<u>1987B</u>	<u>1988-91</u>	<u>1993-98</u>	<u>2000</u>	<u>2002</u>	<u>2004</u>	<u>2006</u>	<u>2008</u>	<u>2010</u>	<u>2012</u>	<u>2014</u>	<u>ALL</u>
Strongly agree	1	0	0	0	0	0	0	0	0	0	0	0	0	51	0	51
Agree	2	0	0	0	0	0	0	0	0	0	0	0	0	288	0	288
Neither agree or disagree	3	0	0	0	0	0	0	0	0	0	0	0	0	198	0	198
Disagree	4	0	0	0	0	0	0	0	0	0	0	0	0	515	0	515
Strongly disagree	5	0	0	0	0	0	0	0	0	0	0	0	0	214	0	214
Don't know	8	0	0	0	0	0	0	0	0	0	0	0	0	30	0	30
No answer	9	0	0	0	0	0	0	0	0	0	0	0	0	6	0	6
Not applicable	IAP	13626	354	7542	353	5907	10334	2817	2765	2812	4510	2023	2044	672	2538	58297

D. Having children restricts the employment and career chances of one or both parents.

[VAR: KIDJOB]

<u>RESPONSE</u>	<u>PUNCH</u>	<u>YEAR</u>											<u>2014</u>	<u>ALL</u>		
		<u>1972-82</u>	<u>1982B</u>	<u>1983-87</u>	<u>1987B</u>	<u>1988-91</u>	<u>1993-98</u>	<u>2000</u>	<u>2002</u>	<u>2004</u>	<u>2006</u>	<u>2008</u>			<u>2010</u>	<u>2012</u>
Strongly agree	1	0	0	0	0	0	0	0	0	0	0	0	0	41	0	41
Agree	2	0	0	0	0	0	0	0	0	0	0	0	0	381	0	381
Neither agree or disagree	3	0	0	0	0	0	0	0	0	0	0	0	0	218	0	218
Disagree	4	0	0	0	0	0	0	0	0	0	0	0	0	492	0	492
Strongly disagree	5	0	0	0	0	0	0	0	0	0	0	0	0	126	0	126
Don't know	8	0	0	0	0	0	0	0	0	0	0	0	0	38	0	38
No answer	9	0	0	0	0	0	0	0	0	0	0	0	0	6	0	6
Not applicable	IAP	13626	354	7542	353	5907	10334	2817	2765	2812	4510	2023	2044	672	2538	58297

E. Having children increases people's social standing in society.

[VAR: KIDSOCST]

<u>RESPONSE</u>	<u>PUNCH</u>	<u>YEAR</u>											<u>2014</u>	<u>ALL</u>		
		<u>1972-82</u>	<u>1982B</u>	<u>1983-87</u>	<u>1987B</u>	<u>1988-91</u>	<u>1993-98</u>	<u>2000</u>	<u>2002</u>	<u>2004</u>	<u>2006</u>	<u>2008</u>			<u>2010</u>	<u>2012</u>
Strongly agree	1	0	0	0	0	0	0	0	0	0	0	0	0	46	0	46
Agree	2	0	0	0	0	0	0	0	0	0	0	0	0	367	0	367
Neither agree or disagree	3	0	0	0	0	0	0	0	0	0	0	0	0	381	0	381
Disagree	4	0	0	0	0	0	0	0	0	0	0	0	0	391	0	391
Strongly disagree	5	0	0	0	0	0	0	0	0	0	0	0	0	63	0	63
Don't know	8	0	0	0	0	0	0	0	0	0	0	0	0	49	0	49
No answer	9	0	0	0	0	0	0	0	0	0	0	0	0	5	0	5
Not applicable	IAP	13626	354	7542	353	5907	10334	2817	2765	2812	4510	2023	2044	672	2538	58297

F. Adult children are an important source of help for elderly parents.

[VAR: ELDERSUP]

<u>RESPONSE</u>	<u>PUNCH</u>	<u>YEAR</u>														
		<u>1972-82</u>	<u>1982B</u>	<u>1983-87</u>	<u>1987B</u>	<u>1988-91</u>	<u>1993-98</u>	<u>2000</u>	<u>2002</u>	<u>2004</u>	<u>2006</u>	<u>2008</u>	<u>2010</u>	<u>2012</u>	<u>2014</u>	<u>ALL</u>
Strongly agree	1	0	0	0	0	0	0	0	0	0	0	0	0	267	0	267
Agree	2	0	0	0	0	0	0	0	0	0	0	0	0	832	0	832
Neither agree or disagree	3	0	0	0	0	0	0	0	0	0	0	0	0	98	0	98
Disagree	4	0	0	0	0	0	0	0	0	0	0	0	0	70	0	70
Strongly disagree	5	0	0	0	0	0	0	0	0	0	0	0	0	9	0	9
Don't know	8	0	0	0	0	0	0	0	0	0	0	0	0	20	0	20
No answer	9	0	0	0	0	0	0	0	0	0	0	0	0	6	0	6
Not applicable	IAP	13626	354	7542	353	5907	10334	2817	2765	2812	4510	2023	2044	672	2538	58297

1555. Consider a couple who both work full-time and now have a new born child. One of them stops working for some time to care for their child.
Do you think there should be paid leave available and, if so, for how long?

[VAR: PAIDLTV]

<u>RESPONSE</u>	<u>PUNCH</u>	<u>YEAR</u>														
		<u>1972-82</u>	<u>1982B</u>	<u>1983-87</u>	<u>1987B</u>	<u>1988-91</u>	<u>1993-98</u>	<u>2000</u>	<u>2002</u>	<u>2004</u>	<u>2006</u>	<u>2008</u>	<u>2010</u>	<u>2012</u>	<u>2014</u>	<u>ALL</u>
Yes, _____ months	1	0	0	0	0	0	0	0	0	0	0	0	0	1011	0	1011
No, there should be no paid leave	2	0	0	0	0	0	0	0	0	0	0	0	0	219	0	219
Don't know	8	0	0	0	0	0	0	0	0	0	0	0	0	59	0	59
No answer	9	0	0	0	0	0	0	0	0	0	0	0	0	13	0	13
Not applicable	IAP	13626	354	7542	353	5907	10334	2817	2765	2812	4510	2023	2044	672	2538	58297

A. (IF YES) Months of paid leave that should be available

[VAR: PAIDLTV1]

<u>RESPONSE</u>	<u>PUNCH</u>	<u>YEAR</u>														
		<u>1972-82</u>	<u>1982B</u>	<u>1983-87</u>	<u>1987B</u>	<u>1988-91</u>	<u>1993-98</u>	<u>2000</u>	<u>2002</u>	<u>2004</u>	<u>2006</u>	<u>2008</u>	<u>2010</u>	<u>2012</u>	<u>2014</u>	<u>ALL</u>
1	1	0	0	0	0	0	0	0	0	0	0	0	0	74	0	74
2	2	0	0	0	0	0	0	0	0	0	0	0	0	167	0	167
3	3	0	0	0	0	0	0	0	0	0	0	0	0	230	0	230
4	4	0	0	0	0	0	0	0	0	0	0	0	0	50	0	50
5	5	0	0	0	0	0	0	0	0	0	0	0	0	11	0	11
6	6	0	0	0	0	0	0	0	0	0	0	0	0	272	0	272
7	7	0	0	0	0	0	0	0	0	0	0	0	0	2	0	2
8	8	0	0	0	0	0	0	0	0	0	0	0	0	8	0	8
9	9	0	0	0	0	0	0	0	0	0	0	0	0	9	0	9
10	10	0	0	0	0	0	0	0	0	0	0	0	0	3	0	3
11	11	0	0	0	0	0	0	0	0	0	0	0	0	1	0	1
12	12	0	0	0	0	0	0	0	0	0	0	0	0	146	0	146
16	16	0	0	0	0	0	0	0	0	0	0	0	0	1	0	1
18	18	0	0	0	0	0	0	0	0	0	0	0	0	8	0	8
24	24	0	0	0	0	0	0	0	0	0	0	0	0	17	0	17
36	36	0	0	0	0	0	0	0	0	0	0	0	0	4	0	4
48	48	0	0	0	0	0	0	0	0	0	0	0	0	3	0	3
60	60	0	0	0	0	0	0	0	0	0	0	0	0	4	0	4
72	72	0	0	0	0	0	0	0	0	0	0	0	0	1	0	1
No answer	99	0	0	0	0	0	0	0	0	0	0	0	0	13	0	13
Not applicable	IAP	13626	354	7542	353	5907	10334	2817	2765	2812	4510	2023	2044	950	2538	58575

B. And who should pay for this leave? The government, the employer, both the government and the employer, or other sources?

[VAR: PAIDLVPY]

<u>RESPONSE</u>	<u>PUNCH</u>	<u>YEAR</u>														
		<u>1972-82</u>	<u>1982B</u>	<u>1983-87</u>	<u>1987B</u>	<u>1988-91</u>	<u>1993-98</u>	<u>2000</u>	<u>2002</u>	<u>2004</u>	<u>2006</u>	<u>2008</u>	<u>2010</u>	<u>2012</u>	<u>2014</u>	<u>ALL</u>
The government	1	0	0	0	0	0	0	0	0	0	0	0	0	69	0	69
The employer	2	0	0	0	0	0	0	0	0	0	0	0	0	359	0	359
Both government and the employer	3	0	0	0	0	0	0	0	0	0	0	0	0	489	0	489
Other sources	4	0	0	0	0	0	0	0	0	0	0	0	0	53	0	53
Don't know	8	0	0	0	0	0	0	0	0	0	0	0	0	41	0	41
No answer	9	0	0	0	0	0	0	0	0	0	0	0	0	13	0	13
Not applicable	IAP	13626	354	7542	353	5907	10334	2817	2765	2812	4510	2023	2044	950	2538	58575

1556. Still thinking about the same couple, if both are in a similar work situation and are eligible for paid leave, how should this paid leave period be divided between the mother and the father?

[VAR: PAIDLVDV]

<u>RESPONSE</u>	<u>PUNCH</u>	<u>YEAR</u>														
		<u>1972-82</u>	<u>1982B</u>	<u>1983-87</u>	<u>1987B</u>	<u>1988-91</u>	<u>1993-98</u>	<u>2000</u>	<u>2002</u>	<u>2004</u>	<u>2006</u>	<u>2008</u>	<u>2010</u>	<u>2012</u>	<u>2014</u>	<u>ALL</u>
The mother should take the entire paid leave period and the father should not take any paid leave	1	0	0	0	0	0	0	0	0	0	0	0	0	289	0	289
The mother should take most of the paid leave period and the father should take some of it	2	0	0	0	0	0	0	0	0	0	0	0	0	271	0	271
The mother and the father should each take half of the paid leave period	3	0	0	0	0	0	0	0	0	0	0	0	0	327	0	327
The father should take most of the paid leave period and the mother should take some of it	4	0	0	0	0	0	0	0	0	0	0	0	0	3	0	7
The father should take the entire paid leave period and the mother should not take any paid leave	5	0	0	0	0	0	0	0	0	0	0	0	0	2	0	2
Don't know	8	0	0	0	0	0	0	0	0	0	0	0	0	118	0	118
No answer	9	0	0	0	0	0	0	0	0	0	0	0	0	14	0	14
Not applicable	IAP	13626	354	7542	353	5907	10334	2817	2765	2812	4510	2023	2044	950	2538	58575

1557. Consider a family with a child under school age. What, in your opinion, is the best way for them to organize their family and work life? Should...

[VAR: FAMWKBST]

<u>RESPONSE</u>	<u>PUNCH</u>	<u>YEAR</u>														
		<u>1972-82</u>	<u>1982B</u>	<u>1983-87</u>	<u>1987B</u>	<u>1988-91</u>	<u>1993-98</u>	<u>2000</u>	<u>2002</u>	<u>2004</u>	<u>2006</u>	<u>2008</u>	<u>2010</u>	<u>2012</u>	<u>2014</u>	<u>ALL</u>
The mother stays at home and the father works full-time	1	0	0	0	0	0	0	0	0	0	0	0	0	379	0	379
The mother works part-time and the father works full-time	2	0	0	0	0	0	0	0	0	0	0	0	0	416	0	416
Both the mother and father work full-time	3	0	0	0	0	0	0	0	0	0	0	0	0	113	0	113
Both the mother and father work part-time	4	0	0	0	0	0	0	0	0	0	0	0	0	60	0	60
The father works part-time and the mother works full-time	5	0	0	0	0	0	0	0	0	0	0	0	0	2	0	2
The father stays at home and the mother works full-time	6	0	0	0	0	0	0	0	0	0	0	0	0	7	0	7
Don't know	8	0	0	0	0	0	0	0	0	0	0	0	0	316	0	316
No answer	9	0	0	0	0	0	0	0	0	0	0	0	0	9	0	9
Not applicable	IAP	13626	354	7542	353	5907	10334	2817	2765	2812	4510	2023	2044	672	2538	58297

1558. And, in your opinion, which of these options would be the least desirable?

[VAR: FAMWKLST]

<u>RESPONSE</u>	<u>PUNCH</u>	<u>YEAR</u>														
		<u>1972-82</u>	<u>1982B</u>	<u>1983-87</u>	<u>1987B</u>	<u>1988-91</u>	<u>1993-98</u>	<u>2000</u>	<u>2002</u>	<u>2004</u>	<u>2006</u>	<u>2008</u>	<u>2010</u>	<u>2012</u>	<u>2014</u>	<u>ALL</u>
The mother stays at home and the father works full-time	1	0	0	0	0	0	0	0	0	0	0	0	0	59	0	59
The mother works part-time and the father works full-time	2	0	0	0	0	0	0	0	0	0	0	0	0	24	0	24
Both the mother and father work full-time	3	0	0	0	0	0	0	0	0	0	0	0	0	378	0	378
Both the mother and father work part-time	4	0	0	0	0	0	0	0	0	0	0	0	0	139	0	139
The father works part-time and the mother works full-time	5	0	0	0	0	0	0	0	0	0	0	0	0	51	0	51
The father stays at home and the mother works full-time	6	0	0	0	0	0	0	0	0	0	0	0	0	391	0	391
Don't know	8	0	0	0	0	0	0	0	0	0	0	0	0	249	0	249
No answer	9	0	0	0	0	0	0	0	0	0	0	0	0	11	0	11
Not applicable	IAP	13626	354	7542	353	5907	10334	2817	2765	2812	4510	2023	2044	672	2538	58297

1559. People have different views on childcare for children under school age. Who do you think should primarily provide childcare?

[VAR: CAREPROV]

<u>RESPONSE</u>	<u>PUNCH</u>	<u>YEAR</u>														
		<u>1972-82</u>	<u>1982B</u>	<u>1983-87</u>	<u>1987B</u>	<u>1988-91</u>	<u>1993-98</u>	<u>2000</u>	<u>2002</u>	<u>2004</u>	<u>2006</u>	<u>2008</u>	<u>2010</u>	<u>2012</u>	<u>2014</u>	<u>ALL</u>
Family members	1	0	0	0	0	0	0	0	0	0	0	0	0	623	0	623
Government agencies	2	0	0	0	0	0	0	0	0	0	0	0	0	86	0	86
Non-profit organisations (e.g., charitable organisations, churches/religious organisations)	3	0	0	0	0	0	0	0	0	0	0	0	0	39	0	39
Private childcare providers (e.g., private day care center, nanny, babysitter)	4	0	0	0	0	0	0	0	0	0	0	0	0	279	0	279
Employers	5	0	0	0	0	0	0	0	0	0	0	0	0	76	0	76
Don't know	8	0	0	0	0	0	0	0	0	0	0	0	0	191	0	191
No answer	9	0	0	0	0	0	0	0	0	0	0	0	0	8	0	8
Not applicable	IAP	13626	354	7542	353	5907	10334	2817	2765	2812	4510	2023	2044	672	2538	58297

1560. Who do you think should primarily cover the costs of childcare for children under school age?

[VAR: CARECOST]

<u>RESPONSE</u>	<u>PUNCH</u>	<u>YEAR</u>														
		<u>1972-82</u>	<u>1982B</u>	<u>1983-87</u>	<u>1987B</u>	<u>1988-91</u>	<u>1993-98</u>	<u>2000</u>	<u>2002</u>	<u>2004</u>	<u>2006</u>	<u>2008</u>	<u>2010</u>	<u>2012</u>	<u>2014</u>	<u>ALL</u>
The family	1	0	0	0	0	0	0	0	0	0	0	0	0	846	0	846
The government/public funds	2	0	0	0	0	0	0	0	0	0	0	0	0	167	0	167
The employers	3	0	0	0	0	0	0	0	0	0	0	0	0	73	0	73
Don't know	8	0	0	0	0	0	0	0	0	0	0	0	0	208	0	208
No answer	9	0	0	0	0	0	0	0	0	0	0	0	0	8	0	8
Not applicable	IAP	13626	354	7542	353	5907	10334	2817	2765	2812	4510	2023	2044	672	2538	58297

1561. Thinking about elderly people who need some help in their everyday lives, such as help with grocery shopping, cleaning the house, doing the laundry etc.
Who do you think should primarily provide this help?

[VAR: ELDHELP]

<u>RESPONSE</u>	<u>PUNCH</u>	<u>YEAR</u>														
		<u>1972-82</u>	<u>1982B</u>	<u>1983-87</u>	<u>1987B</u>	<u>1988-91</u>	<u>1993-98</u>	<u>2000</u>	<u>2002</u>	<u>2004</u>	<u>2006</u>	<u>2008</u>	<u>2010</u>	<u>2012</u>	<u>2014</u>	<u>ALL</u>
Family members	1	0	0	0	0	0	0	0	0	0	0	0	0	763	0	763
Government agencies	2	0	0	0	0	0	0	0	0	0	0	0	0	191	0	191
Non-profit organisations (e.g., charitable organisations, churches/religious organisations)	3	0	0	0	0	0	0	0	0	0	0	0	0	95	0	95
Private providers of this kind of help	4	0	0	0	0	0	0	0	0	0	0	0	0	107	0	107
Don't know	8	0	0	0	0	0	0	0	0	0	0	0	0	140	0	140
No answer	9	0	0	0	0	0	0	0	0	0	0	0	0	6	0	6
Not applicable	IAP	13626	354	7542	353	5907	10334	2817	2765	2812	4510	2023	2044	672	2538	58297

1562. And who do you think should primarily cover the costs of this help to these elderly people?

[VAR: ELDCOST]

<u>RESPONSE</u>	<u>PUNCH</u>	<u>YEAR</u>														
		<u>1972-82</u>	<u>1982B</u>	<u>1983-87</u>	<u>1987B</u>	<u>1988-91</u>	<u>1993-98</u>	<u>2000</u>	<u>2002</u>	<u>2004</u>	<u>2006</u>	<u>2008</u>	<u>2010</u>	<u>2012</u>	<u>2014</u>	<u>ALL</u>
The elderly themselves or their family	1	0	0	0	0	0	0	0	0	0	0	0	0	567	0	567
The government/public funds	2	0	0	0	0	0	0	0	0	0	0	0	0	482	0	482
Don't know	8	0	0	0	0	0	0	0	0	0	0	0	0	247	0	247
No answer	9	0	0	0	0	0	0	0	0	0	0	0	0	6	0	6
Not applicable	IAP	13626	354	7542	353	5907	10334	2817	2765	2812	4510	2023	2044	672	2538	58297

1563. In your household who does the following things...? Is it always you, usually you, about equal or both together, usually your [spouse/partner], always your [spouse/partner], or by a third person?

Does the household cleaning?

[VAR: HHCLEAN1]

<u>RESPONSE</u>	<u>PUNCH</u>	<u>YEAR</u>														
		<u>1972-82</u>	<u>1982B</u>	<u>1983-87</u>	<u>1987B</u>	<u>1988-91</u>	<u>1993-98</u>	<u>2000</u>	<u>2002</u>	<u>2004</u>	<u>2006</u>	<u>2008</u>	<u>2010</u>	<u>2012</u>	<u>2014</u>	<u>ALL</u>
Always me	1	0	0	0	0	0	0	0	0	0	0	0	0	165	0	165
Usually me	2	0	0	0	0	0	0	0	0	0	0	0	0	124	0	124
About equal or both together	3	0	0	0	0	0	0	0	0	0	0	0	0	194	0	194
Usually my spouse/partner	4	0	0	0	0	0	0	0	0	0	0	0	0	116	0	116
Always my spouse/partner	5	0	0	0	0	0	0	0	0	0	0	0	0	55	0	55
Is done by a third person	6	0	0	0	0	0	0	0	0	0	0	0	0	43	0	43
Don't know	8	0	0	0	0	0	0	0	0	0	0	0	0	0	0	0
No answer	9	0	0	0	0	0	0	0	0	0	0	0	0	3	0	3
Not applicable	IAP	13626	354	7542	353	5907	10334	2817	2765	2812	4510	2023	2044	1274	2538	58899

1564. When you and your [spouse/partner] make decisions about choosing shared weekend activities, who has the final say?

[VAR: WKNDACT]

<u>RESPONSE</u>	<u>PUNCH</u>	<u>YEAR</u>														
		<u>1972-82</u>	<u>1982B</u>	<u>1983-87</u>	<u>1987B</u>	<u>1988-91</u>	<u>1993-98</u>	<u>2000</u>	<u>2002</u>	<u>2004</u>	<u>2006</u>	<u>2008</u>	<u>2010</u>	<u>2012</u>	<u>2014</u>	<u>ALL</u>
Mostly me	1	0	0	0	0	0	0	0	0	0	0	0	0	101	0	101
Mostly my [spouse/partner]	2	0	0	0	0	0	0	0	0	0	0	0	0	73	0	73
Sometimes me/sometimes my [spouse/partner]	3	0	0	0	0	0	0	0	0	0	0	0	0	157	0	157
We decide together	4	0	0	0	0	0	0	0	0	0	0	0	0	362	0	362
Someone else	5	0	0	0	0	0	0	0	0	0	0	0	0	1	0	1
Don't know	8	0	0	0	0	0	0	0	0	0	0	0	0	2	0	2
No answer	9	0	0	0	0	0	0	0	0	0	0	0	0	4	0	4
Not applicable	IAP	13626	354	7542	353	5907	10334	2817	2765	2812	4510	2023	2044	1274	2538	58899

1565. How often has each of the following happened to you during the past three months?

A. You have come home from work too tired to do the chores which need to be done.

[VAR: TIREDHM1]

<u>RESPONSE</u>	<u>PUNCH</u>	<u>YEAR</u>														
		<u>1972-82</u>	<u>1982B</u>	<u>1983-87</u>	<u>1987B</u>	<u>1988-91</u>	<u>1993-98</u>	<u>2000</u>	<u>2002</u>	<u>2004</u>	<u>2006</u>	<u>2008</u>	<u>2010</u>	<u>2012</u>	<u>2014</u>	<u>ALL</u>
Several times a week	1	0	0	0	0	0	0	0	0	0	0	0	0	279	0	279
Several times a month	2	0	0	0	0	0	0	0	0	0	0	0	0	183	0	183
Once or twice	3	0	0	0	0	0	0	0	0	0	0	0	0	252	0	252
Never	4		0	0	0	0	0	0	0	0	0	0	0	164	0	164
Doesn't apply/no job	5	0	0	0	0	0	0	0	0	0	0	0	0	412	0	412
Don't know	8	0	0	0	0	0	0	0	0	0	0	0	0	4	0	4
No answer	9	0	0	0	0	0	0	0	0	0	0	0	0	8	0	8
Not applicable	IAP	13626	354	7542	353	5907	10334	2817	2765	2812	4510	2023	2044	672	2538	58297

B. It has been difficult for you to fulfil your family responsibilities because of the amount of time you spent on your job.

[VAR: JOBVSFA1]

<u>RESPONSE</u>	<u>PUNCH</u>	<u>YEAR</u>														
		<u>1972-82</u>	<u>1982B</u>	<u>1983-87</u>	<u>1987B</u>	<u>1988-91</u>	<u>1993-98</u>	<u>2000</u>	<u>2002</u>	<u>2004</u>	<u>2006</u>	<u>2008</u>	<u>2010</u>	<u>2012</u>	<u>2014</u>	<u>ALL</u>
Several times a week	1	0	0	0	0	0	0	0	0	0	0	0	0	105	0	105
Several times a month	2	0	0	0	0	0	0	0	0	0	0	0	0	132	0	132
Once or twice	3	0	0	0	0	0	0	0	0	0	0	0	0	213	0	213
Never	4		0	0	0	0	0	0	0	0	0	0	0	366	0	366
Doesn't apply/no job	5	0	0	0	0	0	0	0	0	0	0	0	0	474	0	474
Don't know	8	0	0	0	0	0	0	0	0	0	0	0	0	4	0	4
No answer	9	0	0	0	0	0	0	0	0	0	0	0	0	8	0	8
Not applicable	IAP	13626	354	7542	353	5907	10334	2817	2765	2812	4510	2023	2044	672	2538	58297

C. You have arrived at work too tired to function well because of the household work you had done.

[VAR: TIREDWK1]

<u>RESPONSE</u>	<u>PUNCH</u>	<u>YEAR</u>														
		<u>1972-82</u>	<u>1982B</u>	<u>1983-87</u>	<u>1987B</u>	<u>1988-91</u>	<u>1993-98</u>	<u>2000</u>	<u>2002</u>	<u>2004</u>	<u>2006</u>	<u>2008</u>	<u>2010</u>	<u>2012</u>	<u>2014</u>	<u>ALL</u>
Several times a week	1	0	0	0	0	0	0	0	0	0	0	0	0	34	0	34
Several times a month	2	0	0	0	0	0	0	0	0	0	0	0	0	43	0	43
Once or twice	3	0	0	0	0	0	0	0	0	0	0	0	0	153	0	153
Never	4	0	0	0	0	0	0	0	0	0	0	0	0	609	0	609
Doesn't apply/no job	5	0	0	0	0	0	0	0	0	0	0	0	0	452	0	452
Don't know	8	0	0	0	0	0	0	0	0	0	0	0	0	3	0	3
No answer	9	0	0	0	0	0	0	0	0	0	0	0	0	8	0	8
Not applicable	IAP	13626	354	7542	353	5907	10334	2817	2765	2812	4510	2023	2044	672	2538	58297

D. You have found it difficult to concentrate at work because of your family responsibilities.

[VAR: FAMVSWK1]

<u>RESPONSE</u>	<u>PUNCH</u>	<u>YEAR</u>														
		<u>1972-82</u>	<u>1982B</u>	<u>1983-87</u>	<u>1987B</u>	<u>1988-91</u>	<u>1993-98</u>	<u>2000</u>	<u>2002</u>	<u>2004</u>	<u>2006</u>	<u>2008</u>	<u>2010</u>	<u>2012</u>	<u>2014</u>	<u>ALL</u>
Several times a week	1	0	0	0	0	0	0	0	0	0	0	0	0	30	0	30
Several times a month	2	0	0	0	0	0	0	0	0	0	0	0	0	74	0	74
Once or twice	3	0	0	0	0	0	0	0	0	0	0	0	0	221	0	221
Never	4	0	0	0	0	0	0	0	0	0	0	0	0	510	0	510
Doesn't apply/no job	5	0	0	0	0	0	0	0	0	0	0	0	0	456	0	456
Don't know	8	0	0	0	0	0	0	0	0	0	0	0	0	3	0	3
No answer	9	0	0	0	0	0	0	0	0	0	0	0	0	8	0	8
Not applicable	IAP	13626	354	7542	353	5907	10334	2817	2765	2812	4510	2023	2044	672	2538	58297

1566. Did you work outside the home full-time, part-time, or not at all...

A. When a child was under school age?

[VAR: WKKIDSCL]

<u>RESPONSE</u>	<u>PUNCH</u>	<u>YEAR</u>														
		<u>1972-82</u>	<u>1982B</u>	<u>1983-87</u>	<u>1987B</u>	<u>1988-91</u>	<u>1993-98</u>	<u>2000</u>	<u>2002</u>	<u>2004</u>	<u>2006</u>	<u>2008</u>	<u>2010</u>	<u>2012</u>	<u>2014</u>	<u>ALL</u>
Worked full-time	1	0	0	0	0	0	0	0	0	0	0	0	0	615	0	615
Worked part-time	2	0	0	0	0	0	0	0	0	0	0	0	0	121	0	121
Stayed at home	3	0	0	0	0	0	0	0	0	0	0	0	0	147	0	147
Don't know	8	0	0	0	0	0	0	0	0	0	0	0	0	39	0	39
No answer	9	0	0	0	0	0	0	0	0	0	0	0	0	8	0	8
Not applicable	IAP	13626	354	7542	353	5907	10334	2817	2765	2812	4510	2023	2044	1044	2538	58669

B. After the youngest child started school?

[VAR: WKYNGSCL]

<u>RESPONSE</u>	<u>PUNCH</u>	<u>YEAR</u>														
		<u>1972-82</u>	<u>1982B</u>	<u>1983-87</u>	<u>1987B</u>	<u>1988-91</u>	<u>1993-98</u>	<u>2000</u>	<u>2002</u>	<u>2004</u>	<u>2006</u>	<u>2008</u>	<u>2010</u>	<u>2012</u>	<u>2014</u>	<u>ALL</u>
Worked full-time	1	0	0	0	0	0	0	0	0	0	0	0	0	626	0	626
Worked part-time	2	0	0	0	0	0	0	0	0	0	0	0	0	108	0	108
Stayed at home	3	0	0	0	0	0	0	0	0	0	0	0	0	88	0	88
Don't know	8	0	0	0	0	0	0	0	0	0	0	0	0	100	0	100
No answer	9	0	0	0	0	0	0	0	0	0	0	0	0	8	0	8
Not applicable	IAP	13626	354	7542	353	5907	10334	2817	2765	2812	4510	2023	2044	1044	2538	58669

1567. And on average, how many hours a week does he/she spend looking after family members (e.g. children, elderly, ill or disabled family members)?

[VAR: SPFALOOK]

<u>RESPONSE</u>	<u>PUNCH</u>	<u>YEAR</u>											<u>2012</u>	<u>2014</u>	<u>ALL</u>		
		<u>1972-82</u>	<u>1982B</u>	<u>1983-87</u>	<u>1987B</u>	<u>1988-91</u>	<u>1993-98</u>	<u>2000</u>	<u>2002</u>	<u>2004</u>	<u>2006</u>	<u>2008</u>				<u>2010</u>	
0-20	0-20	0	0	0	0	0	0	0	0	0	0	0	0	0	488	0	488
21-40	21-40	0	0	0	0	0	0	0	0	0	0	0	0	0	104	0	104
41-60	41-60	0	0	0	0	0	0	0	0	0	0	0	0	0	37	0	37
61-80	61-80	0	0	0	0	0	0	0	0	0	0	0	0	0	21	0	21
81-96	81-96	0	0	0	0	0	0	0	0	0	0	0	0	0	4	0	4
97 or more	97 or more	0	0	0	0	0	0	0	0	0	0	0	0	0	45	0	45
Don't know	98	0	0	0	0	0	0	0	0	0	0	0	0	0	0	0	0
No answer	99	0	0	0	0	0	0	0	0	0	0	0	0	0	1	0	1
Not applicable	IAP	13626	354	7542	353	5907	10334	2817	2765	2812	4510	2023	2044	1274	2538	58899	

REMARK: The above collapsed codes are presented for convenience of display only.

1568. What about your [spouse/partner] at that time – did [he/she] work outside the home full-time, part-time, or not at all...

A. When a child was under school age?

[VAR: WKKIDSCS]

<u>RESPONSE</u>	<u>PUNCH</u>	<u>YEAR</u>											<u>2012</u>	<u>2014</u>	<u>ALL</u>		
		<u>1972-82</u>	<u>1982B</u>	<u>1983-87</u>	<u>1987B</u>	<u>1988-91</u>	<u>1993-98</u>	<u>2000</u>	<u>2002</u>	<u>2004</u>	<u>2006</u>	<u>2008</u>				<u>2010</u>	
Worked full-time	1	0	0	0	0	0	0	0	0	0	0	0	0	0	557	0	557
Worked part-time	2	0	0	0	0	0	0	0	0	0	0	0	0	0	91	0	91
Stayed at home	3	0	0	0	0	0	0	0	0	0	0	0	0	0	177	0	177
Don't know	8	0	0	0	0	0	0	0	0	0	0	0	0	0	95	0	95
No answer	9	0	0	0	0	0	0	0	0	0	0	0	0	0	10	0	10
Not applicable	IAP	13626	354	7542	353	5907	10334	2817	2765	2812	4510	2023	2044	1044	2538	58669	

B. After the youngest child started school?

[VAR: WKYNGSCS]

<u>RESPONSE</u>	<u>PUNCH</u>	<u>YEAR</u>							<u>2000</u>	<u>2002</u>	<u>2004</u>	<u>2006</u>	<u>2008</u>	<u>2010</u>	<u>2012</u>	<u>2014</u>	<u>ALL</u>
		<u>1972-82</u>	<u>1982B</u>	<u>1983-87</u>	<u>1987B</u>	<u>1988-91</u>	<u>1993-98</u>										
Worked full-time	1	0	0	0	0	0	0	0	0	0	0	0	0	531	0	531	
Worked part-time	2	0	0	0	0	0	0	0	0	0	0	0	0	100	0	100	
Stayed at home	3	0	0	0	0	0	0	0	0	0	0	0	0	100	0	100	
Don't know	8	0	0	0	0	0	0	0	0	0	0	0	0	189	0	189	
No answer	9	0	0	0	0	0	0	0	0	0	0	0	0	10	0	10	
Not applicable	IAP	13626	354	7542	353	5907	10334	2817	2765	2812	4510	2023	2044	1044	2538	58669	

1569. A. On average, how many hours a week do you spend looking after family members
(e.g. children, elderly, ill or disabled family members)?

[VAR: RFAMLOOK]

<u>RESPONSE</u>	<u>PUNCH</u>	<u>YEAR</u>							<u>2000</u>	<u>2002</u>	<u>2004</u>	<u>2006</u>	<u>2008</u>	<u>2010</u>	<u>2012</u>	<u>2014</u>	<u>ALL</u>
		<u>1972-82</u>	<u>1982B</u>	<u>1983-87</u>	<u>1987B</u>	<u>1988-91</u>	<u>1993-98</u>										
0-20	0-20	0	0	0	0	0	0	0	0	0	0	0	0	953	0	953	
21-40	21-40	0	0	0	0	0	0	0	0	0	0	0	0	142	0	142	
41-60	41-60	0	0	0	0	0	0	0	0	0	0	0	0	66	0	66	
61-80	61-80	0	0	0	0	0	0	0	0	0	0	0	0	47	0	47	
81-96	81-96	0	0	0	0	0	0	0	0	0	0	0	0	10	0	10	
97 or more	97 or more	0	0	0	0	0	0	0	0	0	0	0	0	81	0	81	
DK	98	0	0	0	0	0	0	0	0	0	0	0	0	0	0	0	
NA	99	0	0	0	0	0	0	0	0	0	0	0	0	3	0	3	
Not applicable	IAP	13626	354	7542	353	5907	10334	2817	2765	2812	4510	2023	2044	672	2538	58297	

REMARK: The above collapsed codes are presented for convenience of display only.

B. And on average, how many hours a week does he/she spend looking after family members (e.g. children, elderly, ill or disabled family members)?

[VAR: SPFALOOK]

RESPONSE	PUNCH	YEAR														
		1972-82	1982B	1983-87	1987B	1988-91	1993-98	2000	2002	2004	2006	2008	2010	2012	2014	ALL
0-20	0-20	0	0	0	0	0	0	0	0	0	0	0	0	488	0	488
21-40	21-40	0	0	0	0	0	0	0	0	0	0	0	0	104	0	104
41-60	41-60	0	0	0	0	0	0	0	0	0	0	0	0	37	0	37
61-80	61-80	0	0	0	0	0	0	0	0	0	0	0	0	21	0	21
81-96	81-96	0	0	0	0	0	0	0	0	0	0	0	0	4	0	4
97 or more	97 or more	0	0	0	0	0	0	0	0	0	0	0	0	45	0	45
Don't know	98	0	0	0	0	0	0	0	0	0	0	0	0	0	0	0
No answer	99	0	0	0	0	0	0	0	0	0	0	0	0	1	0	1
Not applicable	IAP	13626	354	7542	353	5907	10334	2817	2765	2812	4510	2023	2044	1274	2538	58899

REMARK: The above collapsed codes are presented for convenience of display only.

1570. When was your spouse/steady partner born?

[VAR: SPBORN]

	PUNCH	YEAR														
		1972-82	1982B	1983-87	1987B	1988-91	1993-98	2000	2002	2004	2006	2008	2010	2012	2014	ALL
1900-1909	1900-1909	0	0	0	0	0	0	0	0	0	0	0	0	0	0	0
1910-1919	1910-1919	0	0	0	0	0	0	0	0	0	0	0	0	1	0	1
1920-1929	1920-1929	0	0	0	0	0	0	0	0	0	0	0	0	9	0	9
1930-1939	1930-1939	0	0	0	0	0	0	0	0	0	0	0	0	42	0	42
1940-1949	1940-1949	0	0	0	0	0	0	0	0	0	0	0	0	76	0	76
1950-1959	1950-1959	0	0	0	0	0	0	0	0	0	0	0	0	123	0	123
1960-1969	1960-1969	0	0	0	0	0	0	0	0	0	0	0	0	142	0	142
1970-1979	1970-1979	0	0	0	0	0	0	0	0	0	0	0	0	153	0	153
1980-1989	1980-1989	0	0	0	0	0	0	0	0	0	0	0	0	114	0	114
1990-1999	1990-1999	0	0	0	0	0	0	0	0	0	0	0	0	13	0	13
Don't know	9998	0	0	0	0	0	0	0	0	0	0	0	0	9	0	9
No Answer	9999	0	0	0	0	0	0	0	0	0	0	0	0	18	0	0
Not applicable	IAP	13626	354	7542	353	5907	10334	2817	2765	2812	4510	2023	2044	1270	2538	58895

REMARK: The above collapsed codes are presented for convenience of display only.

1571. How long have you and your spouse/steady partner been living together?

[VAR: SPLIVE]

<u>RESPONSE</u>	<u>PUNCH</u>	<u>YEAR</u>														
		<u>1972-82</u>	<u>1982B</u>	<u>1983-87</u>	<u>1987B</u>	<u>1988-91</u>	<u>1993-98</u>	<u>2000</u>	<u>2002</u>	<u>2004</u>	<u>2006</u>	<u>2008</u>	<u>2010</u>	<u>2012</u>	<u>2014</u>	<u>ALL</u>
0-7	0-7	0	0	0	0	0	0	0	0	0	0	0	0	119	0	119
8-14	8-14	0	0	0	0	0	0	0	0	0	0	0	0	128	0	128
15-21	15-21	0	0	0	0	0	0	0	0	0	0	0	0	91	0	91
22-28	22-28	0	0	0	0	0	0	0	0	0	0	0	0	64	0	64
29-36	29-36	0	0	0	0	0	0	0	0	0	0	0	0	62	0	62
37-44	37-44	0	0	0	0	0	0	0	0	0	0	0	0	38	0	38
45-52	45-52	0	0	0	0	0	0	0	0	0	0	0	0	37	0	37
53-60	53-60	0	0	0	0	0	0	0	0	0	0	0	0	20	0	20
61+	61+	0	0	0	0	0	0	0	0	0	0	0	0	16	0	16
Don't know	98	0	0	0	0	0	0	0	0	0	0	0	0	0	0	0
No answer	99	0	0	0	0	0	0	0	0	0	0	0	0	0	0	0
Not applicable	IAP	13626	354	7542	353	5907	10334	2817	2765	2812	4510	2023	2044	1399	2538	59024

REMARK: The above collapsed codes are presented for convenience of display only.

**The 1989 ISSP Module: Work Orientation I
(JOBSALL, AIDUNEMP, ETHCLOSE-ELECVOTE)**

**The 1997 Work Module: Work Orientation II
(JOBSALL, NAFTA1-REVMEET, GRPPARTY-GRPPARTY & GRPOTHER,
ACTLAW-AFFCTLAW, GOVNGOS, ELECFAIR-RIMPSKLS)**

**The 2007 Work Module: Work Orientation III
(TIMEPDWR-TIMELEIS, WRKEARN-WRKENJOY, SECJOB-PROMONT, INTJOB-FLEXHRS,
EMPSELF-SMALLBIG, PRIVGOVT, RSECJOB-RPROMOTN, RINTJOB-RHLPSOC,
XHAUSTN-STRESS, DANGER, BOSSEMPS-JOBSAT, LEAVEJOB-ECONSUP)**

1572. Suppose you could change the way you spend your time, spending more on some things and less on others.

Which of these things on the following list would you like to spend more time on, which would you like to spend less time on, and which would you like to spend the same amount of time as now?

A. Time in a paid job?

[VAR: TIMEPDWK]

<u>RESPONSE</u>	<u>PUNCH</u>	<u>YEAR</u>														
		<u>1972-82</u>	<u>1982B</u>	<u>1983-87</u>	<u>1987B</u>	<u>1988-91</u>	<u>1993-98</u>	<u>2000</u>	<u>2002</u>	<u>2004</u>	<u>2006</u>	<u>2008</u>	<u>2010</u>	<u>2012</u>	<u>2014</u>	<u>ALL</u>
Spend much more time	1	0	0	0	0	114	110	0	0	0	140	0	0	0	0	364
Spend a little more time	2	0	0	0	0	186	151	0	0	0	162	0	0	0	0	499
Spend the same time as now	3	0	0	0	0	570	350	0	0	0	578	0	0	0	0	1498
Spend a bit less time	4	0	0	0	0	263	204	0	0	0	283	0	0	0	0	750
Spend much less time	5	0	0	0	0	122	105	0	0	0	115	0	0	0	0	342
Can't choose	8	0	0	0	0	146	227	0	0	0	237	0	0	0	0	610
No answer	9	0	0	0	0	52	76	0	0	0	3	0	0	0	0	131
Not applicable	IAP	13626	354	7542	353	4454	9111	2817	2765	2812	2992	2023	2044	1974	2538	55405

B. Time doing household work?

[VAR: TIMEHHWK]

<u>RESPONSE</u>	<u>PUNCH</u>	<u>YEAR</u>														
		<u>1972-82</u>	<u>1982B</u>	<u>1983-87</u>	<u>1987B</u>	<u>1988-91</u>	<u>1993-98</u>	<u>2000</u>	<u>2002</u>	<u>2004</u>	<u>2006</u>	<u>2008</u>	<u>2010</u>	<u>2012</u>	<u>2014</u>	<u>ALL</u>
Spend much more time	1	0	0	0	0	51	57	0	0	0	98	0	0	0	0	206
Spend a little more time	2	0	0	0	0	284	233	0	0	0	297	0	0	0	0	814
Spend the same time as now	3	0	0	0	0	534	385	0	0	0	532	0	0	0	0	1451
Spend a bit less time	4	0	0	0	0	288	247	0	0	0	257	0	0	0	0	792
Spend much less time	5	0	0	0	0	227	231	0	0	0	282	0	0	0	0	740
Can't choose	8	0	0	0	0	26	30	0	0	0	49	0	0	0	0	105
No answer	9	0	0	0	0	43	40	0	0	0	3	0	0	0	0	86
Not applicable	IAP	13626	354	7542	353	4454	9111	2817	2765	2812	2992	2023	2044	1974	2538	55405

C. Time with your family?

[VAR: TIMEFAM]

<u>RESPONSE</u>	<u>PUNCH</u>	<u>YEAR</u>														
		<u>1972-82</u>	<u>1982B</u>	<u>1983-87</u>	<u>1987B</u>	<u>1988-91</u>	<u>1993-98</u>	<u>2000</u>	<u>2002</u>	<u>2004</u>	<u>2006</u>	<u>2008</u>	<u>2010</u>	<u>2012</u>	<u>2014</u>	<u>ALL</u>
Spend much more time	1	0	0	0	0	467	490	0	0	0	839	0	0	0	0	1796
Spend a little more time	2	0	0	0	0	588	447	0	0	0	406	0	0	0	0	1441
Spend the same time as now	3	0	0	0	0	311	213	0	0	0	236	0	0	0	0	760
Spend a bit less time	4	0	0	0	0	26	7	0	0	0	13	0	0	0	0	46
Spend much less time	5	0	0	0	0	10	12	0	0	0	6	0	0	0	0	28
Can't choose	8	0	0	0	0	15	21	0	0	0	16	0	0	0	0	52
No answer	9	0	0	0	0	36	33	0	0	0	2	0	0	0	0	71
Not applicable	IAP	13626	354	7542	353	4454	9111	2817	2765	2812	2992	2023	2044	1974	2538	55405

D. Time with your friends?

[VAR: TIMEFRND]

<u>RESPONSE</u>	<u>PUNCH</u>	<u>YEAR</u>														
		<u>1972-82</u>	<u>1982B</u>	<u>1983-87</u>	<u>1987B</u>	<u>1988-91</u>	<u>1993-98</u>	<u>2000</u>	<u>2002</u>	<u>2004</u>	<u>2006</u>	<u>2008</u>	<u>2010</u>	<u>2012</u>	<u>2014</u>	<u>ALL</u>
Spend much more time	1	0	0	0	0	240	230	0	0	0	313	0	0	0	0	783
Spend a bit more time	2	0	0	0	0	644	536	0	0	0	540	0	0	0	0	1720
Spend the same time as now	3	0	0	0	0	462	361	0	0	0	554	0	0	0	0	1377
Spend a bit less time	4	0	0	0	0	38	29	0	0	0	60	0	0	0	0	127
Spend much less time	5	0	0	0	0	14	15	0	0	0	29	0	0	0	0	58
Can't choose	8	0	0	0	0	18	14	0	0	0	20	0	0	0	0	52
No answer	9	0	0	0	0	37	38	0	0	0	2	0	0	0	0	77
Not applicable	IAP	13626	354	7542	353	4454	9111	2817	2765	2812	2992	2023	2044	1974	2538	55405

E. Time in leisure activities?

[VAR: TIMELEIS]

<u>RESPONSE</u>	<u>PUNCH</u>	<u>YEAR</u>														
		<u>1972-82</u>	<u>1982B</u>	<u>1983-87</u>	<u>1987B</u>	<u>1988-91</u>	<u>1993-98</u>	<u>2000</u>	<u>2002</u>	<u>2004</u>	<u>2006</u>	<u>2008</u>	<u>2010</u>	<u>2012</u>	<u>2014</u>	<u>ALL</u>
Spend much more time	1	0	0	0	0	310	361	0	0	0	468	0	0	0	0	1139
Spend a bit more time	2	0	0	0	0	630	492	0	0	0	508	0	0	0	0	1630
Spend the same time as now	3	0	0	0	0	405	270	0	0	0	465	0	0	0	0	1140
Spend a bit less time	4	0	0	0	0	32	28	0	0	0	40	0	0	0	0	100
Spend much less time	5	0	0	0	0	26	15	0	0	0	17	0	0	0	0	58
Can't choose	8	0	0	0	0	22	23	0	0	0	18	0	0	0	0	63
No answer	9	0	0	0	0	28	34	0	0	0	2	0	0	0	0	64
Not applicable	IAP	13626	354	7542	353	4454	9111	2817	2765	2812	2992	2023	2044	1974	2538	55405

F. Time to relax?

[VAR: TIMERELX]

<u>RESPONSE</u>	<u>PUNCH</u>	<u>YEAR</u>														
		<u>1972-82</u>	<u>1982B</u>	<u>1983-87</u>	<u>1987B</u>	<u>1988-91</u>	<u>1993-98</u>	<u>2000</u>	<u>2002</u>	<u>2004</u>	<u>2006</u>	<u>2008</u>	<u>2010</u>	<u>2012</u>	<u>2014</u>	<u>ALL</u>
Spend much more time	1	0	0	0	0	328	0	0	0	0	0	0	0	0	0	328
Spend a little more time	2	0	0	0	0	513	0	0	0	0	0	0	0	0	0	513
Spend the same time as now	3	0	0	0	0	489	0	0	0	0	0	0	0	0	0	489
Spend a bit less time	4	0	0	0	0	48	0	0	0	0	0	0	0	0	0	48
Spend much less time	5	0	0	0	0	30	0	0	0	0	0	0	0	0	0	30
Can't choose	8	0	0	0	0	17	0	0	0	0	0	0	0	0	0	17
No answer	9	0	0	0	0	28	0	0	0	0	0	0	0	0	0	28
Not applicable	IAP	13626	354	7542	353	4454	10334	2817	2765	2812	4510	2023	2044	1974	2538	58146

1573. Thinking of work in general, please circle one number for each statement below to show how much you agree or disagree with each.

A. A job is just a way of earning money - no more

[VAR: WRKEARN]

<u>RESPONSE</u>	<u>PUNCH</u>	<u>YEAR</u>														
		<u>1972-82</u>	<u>1982B</u>	<u>1983-87</u>	<u>1987B</u>	<u>1988-91</u>	<u>1993-98</u>	<u>2000</u>	<u>2002</u>	<u>2004</u>	<u>2006</u>	<u>2008</u>	<u>2010</u>	<u>2012</u>	<u>2014</u>	<u>ALL</u>
Strongly agree	1	0	0	0	0	104	75	0	0	0	124	0	0	0	0	303
Agree	2	0	0	0	0	215	209	0	0	0	262	0	0	0	0	686
Neither agree nor disagree	3	0	0	0	0	251	198	0	0	0	213	0	0	0	0	662
Disagree	4	0	0	0	0	569	483	0	0	0	655	0	0	0	0	1707
Strongly disagree	5	0	0	0	0	279	201	0	0	0	257	0	0	0	0	737
Can't choose	8	0	0	0	0	15	25	0	0	0	6	0	0	0	0	46
No answer	9	0	0	0	0	20	32	0	0	0	1	0	0	0	0	53
Not applicable	IAP	13626	354	7542	353	4454	9111	2817	2765	2812	2992	2023	2044	1974	2538	55405

B. I would enjoy having a paid job even if I did not need the money

[VAR: WRKENJOY]

<u>RESPONSE</u>	<u>PUNCH</u>	<u>YEAR</u>														
		<u>1972-82</u>	<u>1982B</u>	<u>1983-87</u>	<u>1987B</u>	<u>1988-91</u>	<u>1993-98</u>	<u>2000</u>	<u>2002</u>	<u>2004</u>	<u>2006</u>	<u>2008</u>	<u>2010</u>	<u>2012</u>	<u>2014</u>	<u>ALL</u>
Strongly agree	1	0	0	0	0	169	112	0	0	0	214	0	0	0	0	495
Agree	2	0	0	0	0	702	583	0	0	0	750	0	0	0	0	2035
Neither agree nor disagree	3	0	0	0	0	227	186	0	0	0	177	0	0	0	0	590
Disagree	4	0	0	0	0	230	206	0	0	0	266	0	0	0	0	702
Strongly disagree	5	0	0	0	0	64	75	0	0	0	103	0	0	0	0	242
Can't choose	8	0	0	0	0	37	34	0	0	0	6	0	0	0	0	77
No answer	9	0	0	0	0	24	27	0	0	0	2	0	0	0	0	53
Not applicable	IAP	13626	354	7542	353	4454	9111	2817	2765	2812	2992	2023	2044	1974	2538	55405

REMARKS: See Appendix N for changes in question wording.

C. Work is a person's most important activity

[VAR: WRKIMP]

<u>RESPONSE</u>	<u>PUNCH</u>	<u>YEAR</u>														
		<u>1972-82</u>	<u>1982B</u>	<u>1983-87</u>	<u>1987B</u>	<u>1988-91</u>	<u>1993-98</u>	<u>2000</u>	<u>2002</u>	<u>2004</u>	<u>2006</u>	<u>2008</u>	<u>2010</u>	<u>2012</u>	<u>2014</u>	<u>ALL</u>
Strongly agree	1	0	0	0	0	180	93	0	0	0	0	0	0	0	0	273
Agree	2	0	0	0	0	344	263	0	0	0	0	0	0	0	0	607
Neither agree nor disagree	3	0	0	0	0	299	225	0	0	0	0	0	0	0	0	524
Disagree	4	0	0	0	0	458	428	0	0	0	0	0	0	0	0	886
Strongly disagree	5	0	0	0	0	137	176	0	0	0	0	0	0	0	0	313
Can't choose	8	0	0	0	0	14	15	0	0	0	0	0	0	0	0	29
No answer	9	0	0	0	0	21	23	0	0	0	0	0	0	0	0	44
Not applicable	IAP	13626	354	7542	353	4454	9111	2817	2765	2812	4510	2023	2044	1974	2538	56923

1574. Are you the person who is responsible for doing the general domestic duties - like cleaning, cooking, washing and so on - in your household?

[VAR: HWDUTIES]

<u>RESPONSE</u>	<u>PUNCH</u>	<u>YEAR</u>														
		<u>1972-82</u>	<u>1982B</u>	<u>1983-87</u>	<u>1987B</u>	<u>1988-91</u>	<u>1993-98</u>	<u>2000</u>	<u>2002</u>	<u>2004</u>	<u>2006</u>	<u>2008</u>	<u>2010</u>	<u>2012</u>	<u>2014</u>	<u>ALL</u>
Yes, I am mainly responsible	1	0	0	0	0	765	687	0	0	0	0	0	0	0	0	1452
Yes, I equally responsible with someone else	2	0	0	0	0	366	301	0	0	0	0	0	0	0	0	667
No, someone else is mainly responsible	3	0	0	0	0	299	185	0	0	0	0	0	0	0	0	484
Don't know	8	0	0	0	0	0	1	0	0	0	0	0	0	0	0	1
No answer	9	0	0	0	0	23	49	0	0	0	0	0	0	0	0	72
Not applicable	IAP	13626	354	7542	353	4454	9111	2817	2765	2812	4510	2023	2044	1974	2538	56923

1575. Think of two people doing the same kind of work. What do you personally think should be important in deciding how much to pay them?

Looking at the things below, please write '1' next to the thing that you think should be most important. Then write '2' next to the thing that you think should be next most important, and '3' next to the thing that you think should be third most important. Leave the other boxes blank.

A. How long the employee has been with the firm

[VAR: YRSFIRM]

<u>RESPONSE</u>	<u>PUNCH</u>	<u>YEAR</u>														
		<u>1972-82</u>	<u>1982B</u>	<u>1983-87</u>	<u>1987B</u>	<u>1988-91</u>	<u>1993-98</u>	<u>2000</u>	<u>2002</u>	<u>2004</u>	<u>2006</u>	<u>2008</u>	<u>2010</u>	<u>2012</u>	<u>2014</u>	<u>ALL</u>
Most important	1	0	0	0	0	111	0	0	0	0	0	0	0	0	0	111
2nd most important	2	0	0	0	0	195	0	0	0	0	0	0	0	0	0	195
3rd most important	3	0	0	0	0	346	0	0	0	0	0	0	0	0	0	346
Not chosen	4	0	0	0	0	441	0	0	0	0	0	0	0	0	0	441
Don't know	8	0	0	0	0	53	0	0	0	0	0	0	0	0	0	53
No answer	9	0	0	0	0	307	0	0	0	0	0	0	0	0	0	307
Not applicable	IAP	13626	354	7542	353	4454	10334	2817	2765	2812	4510	2023	2044	1974	2538	58146

B. How well the employee does the job

[VAR: DOWELL]

<u>RESPONSE</u>	<u>PUNCH</u>	<u>YEAR</u>														
		<u>1972-82</u>	<u>1982B</u>	<u>1983-87</u>	<u>1987B</u>	<u>1988-91</u>	<u>1993-98</u>	<u>2000</u>	<u>2002</u>	<u>2004</u>	<u>2006</u>	<u>2008</u>	<u>2010</u>	<u>2012</u>	<u>2014</u>	<u>ALL</u>
Most important	1	0	0	0	0	765	0	0	0	0	0	0	0	0	0	765
2nd most important	2	0	0	0	0	207	0	0	0	0	0	0	0	0	0	207
3rd most important	3	0	0	0	0	94	0	0	0	0	0	0	0	0	0	94
Not chosen	4	0	0	0	0	56	0	0	0	0	0	0	0	0	0	56
Don't know	8	0	0	0	0	53	0	0	0	0	0	0	0	0	0	53
No answer	9	0	0	0	0	278	0	0	0	0	0	0	0	0	0	278
Not applicable	IAP	13626	354	7542	353	4454	10334	2817	2765	2812	4510	2023	2044	1974	2538	58146

C. The experience of the employee in doing the work

[VAR: EXPERNC]

<u>RESPONSE</u>	<u>PUNCH</u>	<u>YEAR</u>														
		<u>1972-82</u>	<u>1982B</u>	<u>1983-87</u>	<u>1987B</u>	<u>1988-91</u>	<u>1993-98</u>	<u>2000</u>	<u>2002</u>	<u>2004</u>	<u>2006</u>	<u>2008</u>	<u>2010</u>	<u>2012</u>	<u>2014</u>	<u>ALL</u>
Most important	1	0	0	0	0	121	0	0	0	0	0	0	0	0	0	121
2nd most important	2	0	0	0	0	483	0	0	0	0	0	0	0	0	0	483
3rd most important	3	0	0	0	0	286	0	0	0	0	0	0	0	0	0	286
Not chosen	4	0	0	0	0	207	0	0	0	0	0	0	0	0	0	207
Don't know	8	0	0	0	0	53	0	0	0	0	0	0	0	0	0	53
No answer	9	0	0	0	0	303	0	0	0	0	0	0	0	0	0	303
Not applicable	IAP	13626	354	7542	353	4454	10334	2817	2765	2812	4510	2023	2044	1974	2538	58146

D. The standard rate, giving both employees the same pay

[VAR: PAYSAME]

<u>RESPONSE</u>	<u>PUNCH</u>	<u>YEAR</u>														
		<u>1972-82</u>	<u>1982B</u>	<u>1983-87</u>	<u>1987B</u>	<u>1988-91</u>	<u>1993-98</u>	<u>2000</u>	<u>2002</u>	<u>2004</u>	<u>2006</u>	<u>2008</u>	<u>2010</u>	<u>2012</u>	<u>2014</u>	<u>ALL</u>
Most important	1	0	0	0	0	44	0	0	0	0	0	0	0	0	0	44
2nd most important	2	0	0	0	0	50	0	0	0	0	0	0	0	0	0	50
3rd most important	3	0	0	0	0	76	0	0	0	0	0	0	0	0	0	76
Not chosen	4	0	0	0	0	921	0	0	0	0	0	0	0	0	0	921
Don't know	8	0	0	0	0	53	0	0	0	0	0	0	0	0	0	53
No answer	9	0	0	0	0	309	0	0	0	0	0	0	0	0	0	309
Not applicable	IAP	13626	354	7542	353	4454	10334	2817	2765	2812	4510	2023	2044	1974	2538	58146

E. The age of the employee

[VAR: AGEEMP]

<u>RESPONSE</u>	<u>PUNCH</u>	<u>YEAR</u>														
		<u>1972-82</u>	<u>1982B</u>	<u>1983-87</u>	<u>1987B</u>	<u>1988-91</u>	<u>1993-98</u>	<u>2000</u>	<u>2002</u>	<u>2004</u>	<u>2006</u>	<u>2008</u>	<u>2010</u>	<u>2012</u>	<u>2014</u>	<u>ALL</u>
Most important	1	0	0	0	0	0	0	0	0	0	0	0	0	0	0	0
2nd most important	2	0	0	0	0	8	0	0	0	0	0	0	0	0	0	8
3rd most important	3	0	0	0	0	20	0	0	0	0	0	0	0	0	0	20
Not chosen	4	0	0	0	0	1058	0	0	0	0	0	0	0	0	0	1058
Don't know	8	0	0	0	0	53	0	0	0	0	0	0	0	0	0	53
No answer	9	0	0	0	0	314	0	0	0	0	0	0	0	0	0	314
Not applicable	IAP	13626	354	7542	353	4454	10334	2817	2765	2812	4510	2023	2044	1974	2538	58146

F. The sex of the employee

[VAR: SEXEMP]

<u>RESPONSE</u>	<u>PUNCH</u>	<u>YEAR</u>														
		<u>1972-82</u>	<u>1982B</u>	<u>1983-87</u>	<u>1987B</u>	<u>1988-91</u>	<u>1993-98</u>	<u>2000</u>	<u>2002</u>	<u>2004</u>	<u>2006</u>	<u>2008</u>	<u>2010</u>	<u>2012</u>	<u>2014</u>	<u>ALL</u>
Most important	1	0	0	0	0	0	0	0	0	0	0	0	0	0	0	0
2nd most important	2	0	0	0	0	1	0	0	0	0	0	0	0	0	0	1
3rd most important	3	0	0	0	0	17	0	0	0	0	0	0	0	0	0	17
Not chosen	4	0	0	0	0	1067	0	0	0	0	0	0	0	0	0	1067
Don't know	8	0	0	0	0	53	0	0	0	0	0	0	0	0	0	53
No answer	9	0	0	0	0	315	0	0	0	0	0	0	0	0	0	315
Not applicable	IAP	13626	354	7542	353	4454	10334	2817	2765	2812	4510	2023	2044	1974	2538	58146

G. The employee's family responsibilities

[VAR: FAMRESP]

<u>RESPONSE</u>	<u>PUNCH</u>	<u>YEAR</u>														
		<u>1972-82</u>	<u>1982B</u>	<u>1983-87</u>	<u>1987B</u>	<u>1988-91</u>	<u>1993-98</u>	<u>2000</u>	<u>2002</u>	<u>2004</u>	<u>2006</u>	<u>2008</u>	<u>2010</u>	<u>2012</u>	<u>2014</u>	<u>ALL</u>
Most important	1	0	0	0	0	5	0	0	0	0	0	0	0	0	0	5
2nd most important	2	0	0	0	0	19	0	0	0	0	0	0	0	0	0	19
3rd most important	3	0	0	0	0	42	0	0	0	0	0	0	0	0	0	42
Not chosen	4	0	0	0	0	1019	0	0	0	0	0	0	0	0	0	1019
Don't know	8	0	0	0	0	53	0	0	0	0	0	0	0	0	0	53
No answer	9	0	0	0	0	315	0	0	0	0	0	0	0	0	0	315
Not applicable	IAP	13626	354	7542	353	4454	10334	2817	2765	2812	4510	2023	2044	1974	2538	58146

H. The employee's education and formal qualifications

[VAR: EDUCEMP]

RESPONSE	PUNCH	YEAR														
		1972-82	1982B	1983-87	1987B	1988-91	1993-98	2000	2002	2004	2006	2008	2010	2012	2014	ALL
Most important	1	0	0	0	0	82	0	0	0	0	0	0	0	0	0	82
2nd most important	2	0	0	0	0	164	0	0	0	0	0	0	0	0	0	164
3rd most important	3	0	0	0	0	218	0	0	0	0	0	0	0	0	0	218
Not chosen	4	0	0	0	0	626	0	0	0	0	0	0	0	0	0	626
Don't know	8	0	0	0	0	53	0	0	0	0	0	0	0	0	0	53
No answer	9	0	0	0	0	310	0	0	0	0	0	0	0	0	0	310
Not applicable	IAP	13626	354	7542	353	4454	10334	2817	2765	2812	4510	2023	2044	1974	2538	58146

I. Respondents who couldn't choose

[VAR: DK]

RESPONSE	PUNCH	YEAR														
		1972-82	1982B	1983-87	1987B	1988-91	1993-98	2000	2002	2004	2006	2008	2010	2012	2014	ALL
"DK" chosen	1	0	0	0	0	53	0	0	0	0	0	0	0	0	0	53
Not chosen	2	0	0	0	0	1400	0	0	0	0	0	0	0	0	0	1400
No answer	9	0	0	0	0	0	0	0	0	0	0	0	0	0	0	0
Not applicable (did not do ISSP)	IAP	13626	354	7542	353	4454	10334	2817	2765	2812	4510	2023	2044	1974	2538	58146

1576. How much do you agree or disagree with these two statements?

A. There will always be conflict between management and workers because they are really on opposite sides

[VAR: BOSSWRKS]

RESPONSE	PUNCH	YEAR														
		1972-82	1982B	1983-87	1987B	1988-91	1993-98	2000	2002	2004	2006	2008	2010	2012	2014	ALL
Strongly agree	1	0	0	0	0	119	0	0	0	0	0	0	0	0	0	119
Agree	2	0	0	0	0	426	0	0	0	0	0	0	0	0	0	426
Neither agree nor disagree	3	0	0	0	0	330	0	0	0	0	0	0	0	0	0	330
Disagree	4	0	0	0	0	426	0	0	0	0	0	0	0	0	0	426
Strongly disagree	5	0	0	0	0	83	0	0	0	0	0	0	0	0	0	83
Can't choose	8	0	0	0	0	46	0	0	0	0	0	0	0	0	0	46
No answer	9	0	0	0	0	23	0	0	0	0	0	0	0	0	0	23
Not applicable (did not do ISSP)	IAP	13626	354	7542	353	4454	10334	2817	2765	2812	4510	2023	2044	1974	2538	58146

B. Workers need strong trade unions to protect their interests.

[VAR: STRNGUN]

<u>RESPONSE</u>	<u>PUNCH</u>	<u>YEAR</u>														
		<u>1972-82</u>	<u>1982B</u>	<u>1983-87</u>	<u>1987B</u>	<u>1988-91</u>	<u>1993-98</u>	<u>2000</u>	<u>2002</u>	<u>2004</u>	<u>2006</u>	<u>2008</u>	<u>2010</u>	<u>2012</u>	<u>2014</u>	<u>ALL</u>
Strongly agree	1	0	0	0	0	160	0	0	0	0	0	0	0	0	0	160
Agree	2	0	0	0	0	364	0	0	0	0	0	0	0	0	0	364
Neither agree nor disagree	3	0	0	0	0	341	0	0	0	0	0	0	0	0	0	341
Disagree	4	0	0	0	0	342	0	0	0	0	0	0	0	0	0	342
Strongly disagree	5	0	0	0	0	164	0	0	0	0	0	0	0	0	0	164
Can't choose	8	0	0	0	0	65	0	0	0	0	0	0	0	0	0	65
No answer	9	0	0	0	0	17	0	0	0	0	0	0	0	0	0	17
Not applicable (did not do ISSP)	IAP	13626	354	7542	353	4454	10334	2817	2765	2812	4510	2023	2044	1974	2538	58146

1577. On the following list there are various aspects of jobs. Please circle one number to show how important you personally consider it is in a job:

A. Job security?

[VAR: SECJOB]

<u>RESPONSE</u>	<u>PUNCH</u>	<u>YEAR</u>														
		<u>1972-82</u>	<u>1982B</u>	<u>1983-87</u>	<u>1987B</u>	<u>1988-91</u>	<u>1993-98</u>	<u>2000</u>	<u>2002</u>	<u>2004</u>	<u>2006</u>	<u>2008</u>	<u>2010</u>	<u>2012</u>	<u>2014</u>	<u>ALL</u>
Very important	1	0	0	0	0	778	678	0	0	0	932	0	0	0	0	2388
Important	2	0	0	0	0	564	428	0	0	0	467	0	0	0	0	1459
Neither important nor unimportant	3	0	0	0	0	67	42	0	0	0	68	0	0	0	0	177
Not important	4	0	0	0	0	14	15	0	0	0	36	0	0	0	0	65
Not important at all	5	0	0	0	0	4	6	0	0	0	10	0	0	0	0	20
Can't choose	8	0	0	0	0	7	15	0	0	0	4	0	0	0	0	26
No answer	9	0	0	0	0	19	39	0	0	0	1	0	0	0	0	59
Not applicable (did not do ISSP)	IAP	13626	354	7542	353	4454	9111	2817	2765	2812	2992	2023	2044	1974	2538	55405

B. High income?

[VAR: HIINC]

<u>RESPONSE</u>	<u>PUNCH</u>	<u>YEAR</u>														
		<u>1972-82</u>	<u>1982B</u>	<u>1983-87</u>	<u>1987B</u>	<u>1988-91</u>	<u>1993-98</u>	<u>2000</u>	<u>2002</u>	<u>2004</u>	<u>2006</u>	<u>2008</u>	<u>2010</u>	<u>2012</u>	<u>2014</u>	<u>ALL</u>
Very important	1	0	0	0	0	347	271	0	0	0	454	0	0	0	0	1072
Important	2	0	0	0	0	822	656	0	0	0	747	0	0	0	0	2225
Neither important nor unimportant	3	0	0	0	0	193	181	0	0	0	214	0	0	0	0	588
Not important	4	0	0	0	0	38	52	0	0	0	85	0	0	0	0	175
Not important at all	5	0	0	0	0	4	5	0	0	0	12	0	0	0	0	21
Can't choose	8	0	0	0	0	12	17	0	0	0	5	0	0	0	0	34
No answer	9	0	0	0	0	37	41	0	0	0	1	0	0	0	0	79
Not applicable (did not do ISSP)	IAP	13626	354	7542	353	4454	9111	2817	2765	2812	2992	2023	2044	1974	2538	55405

C. Good opportunities for advancement?

[VAR: PROMOTN]

<u>RESPONSE</u>	<u>PUNCH</u>	<u>YEAR</u>														
		<u>1972-82</u>	<u>1982B</u>	<u>1983-87</u>	<u>1987B</u>	<u>1988-91</u>	<u>1993-98</u>	<u>2000</u>	<u>2002</u>	<u>2004</u>	<u>2006</u>	<u>2008</u>	<u>2010</u>	<u>2012</u>	<u>2014</u>	<u>ALL</u>
Very important	1	0	0	0	0	585	427	0	0	0	631	0	0	0	0	1643
Important	2	0	0	0	0	730	598	0	0	0	687	0	0	0	0	2015
Neither important nor unimportant	3	0	0	0	0	77	99	0	0	0	124	0	0	0	0	300
Not important	4	0	0	0	0	21	30	0	0	0	56	0	0	0	0	107
Not important at all	5	0	0	0	0	4	3	0	0	0	15	0	0	0	0	22
Can't choose	8	0	0	0	0	9	21	0	0	0	4	0	0	0	0	34
No answer	9	0	0	0	0	27	45	0	0	0	1	0	0	0	0	73
Not applicable	IAP	13626	354	7542	353	4454	9111	2817	2765	2812	2992	2023	2044	1974	2538	55405

D. A job that leaves a lot of leisure time?

[VAR: LEISURE]

<u>RESPONSE</u>	<u>PUNCH</u>	<u>YEAR</u>														
		<u>1972-82</u>	<u>1982B</u>	<u>1983-87</u>	<u>1987B</u>	<u>1988-91</u>	<u>1993-98</u>	<u>2000</u>	<u>2002</u>	<u>2004</u>	<u>2006</u>	<u>2008</u>	<u>2010</u>	<u>2012</u>	<u>2014</u>	<u>ALL</u>
Very important	1	0	0	0	0	74	0	0	0	0	0	0	0	0	0	74
Important	2	0	0	0	0	358	0	0	0	0	0	0	0	0	0	358
Neither important nor unimportant	3	0	0	0	0	542	0	0	0	0	0	0	0	0	0	542
Not important	4	0	0	0	0	349	0	0	0	0	0	0	0	0	0	349
Not important at all	5	0	0	0	0	80	0	0	0	0	0	0	0	0	0	80
Can't choose	8	0	0	0	0	20	0	0	0	0	0	0	0	0	0	20
No answer	9	0	0	0	0	30	0	0	0	0	0	0	0	0	0	30
Not applicable (did not do ISSP)	IAP	13626	354	7542	353	4454	10334	2817	2765	2812	4510	2023	2044	1974	2538	58146

E. An interesting job?

[VAR: INTJOB]

<u>RESPONSE</u>	<u>PUNCH</u>	<u>YEAR</u>														
		<u>1972-82</u>	<u>1982B</u>	<u>1983-87</u>	<u>1987B</u>	<u>1988-91</u>	<u>1993-98</u>	<u>2000</u>	<u>2002</u>	<u>2004</u>	<u>2006</u>	<u>2008</u>	<u>2010</u>	<u>2012</u>	<u>2014</u>	<u>ALL</u>
Very important	1	0	0	0	0	617	596	0	0	0	863	0	0	0	0	2076
Important	2	0	0	0	0	711	515	0	0	0	565	0	0	0	0	1791
Neither important nor unimportant	3	0	0	0	0	65	37	0	0	0	61	0	0	0	0	163
Not important	4	0	0	0	0	18	16	0	0	0	17	0	0	0	0	51
Not important at all	5	0	0	0	0	5	3	0	0	0	5	0	0	0	0	13
Can't choose	8	0	0	0	0	11	15	0	0	0	5	0	0	0	0	31
No answer	9	0	0	0	0	26	41	0	0	0	2	0	0	0	0	69
Not applicable (did not do ISSP)	IAP	13626	354	7542	353	4454	9111	2817	2765	2812	2992	2023	2044	1974	2538	55405

F. A job that allows someone to work independently?

[VAR: WRKINDP]

<u>RESPONSE</u>	<u>PUNCH</u>	<u>YEAR</u>														
		<u>1972-82</u>	<u>1982B</u>	<u>1983-87</u>	<u>1987B</u>	<u>1988-91</u>	<u>1993-98</u>	<u>2000</u>	<u>2002</u>	<u>2004</u>	<u>2006</u>	<u>2008</u>	<u>2010</u>	<u>2012</u>	<u>2014</u>	<u>ALL</u>
Very important	1	0	0	0	0	380	335	0	0	0	544	0	0	0	0	1259
Important	2	0	0	0	0	660	586	0	0	0	655	0	0	0	0	1901
Neither important nor unimportant	3	0	0	0	0	279	198	0	0	0	228	0	0	0	0	705
Not important	4	0	0	0	0	81	35	0	0	0	73	0	0	0	0	189
Not important at all	5	0	0	0	0	10	6	0	0	0	11	0	0	0	0	27
Can't choose	8	0	0	0	0	19	23	0	0	0	5	0	0	0	0	47
No answer	9	0	0	0	0	24	40	0	0	0	2	0	0	0	0	66
Not applicable (did not do ISSP)	IAP	13626	354	7542	353	4454	9111	2817	2765	2812	2992	2023	2044	1974	2538	55405

G. A job that allows someone to help other people?

[VAR: HLPOTHS]

<u>RESPONSE</u>	<u>PUNCH</u>	<u>YEAR</u>														
		<u>1972-82</u>	<u>1982B</u>	<u>1983-87</u>	<u>1987B</u>	<u>1988-91</u>	<u>1993-98</u>	<u>2000</u>	<u>2002</u>	<u>2004</u>	<u>2006</u>	<u>2008</u>	<u>2010</u>	<u>2012</u>	<u>2014</u>	<u>ALL</u>
Very important	1	0	0	0	0	354	346	0	0	0	653	0	0	0	0	1353
Important	2	0	0	0	0	716	594	0	0	0	715	0	0	0	0	2025
Neither important nor unimportant	3	0	0	0	0	280	184	0	0	0	111	0	0	0	0	575
Not important	4	0	0	0	0	55	35	0	0	0	26	0	0	0	0	116
Not important at all	5	0	0	0	0	5	6	0	0	0	6	0	0	0	0	17
Can't choose	8	0	0	0	0	17	15	0	0	0	5	0	0	0	0	37
No answer	9	0	0	0	0	26	43	0	0	0	2	0	0	0	0	71
Not applicable (did not do ISSP)	IAP	13626	354	7542	353	4454	9111	2817	2765	2812	2992	2023	2044	1974	2538	55405

H. A job that is useful to society?

[VAR: HLPSOC]

<u>RESPONSE</u>	<u>PUNCH</u>	<u>YEAR</u>														
		<u>1972-82</u>	<u>1982B</u>	<u>1983-87</u>	<u>1987B</u>	<u>1988-91</u>	<u>1993-98</u>	<u>2000</u>	<u>2002</u>	<u>2004</u>	<u>2006</u>	<u>2008</u>	<u>2010</u>	<u>2012</u>	<u>2014</u>	<u>ALL</u>
Very important	1	0	0	0	0	406	362	0	0	0	697	0	0	0	0	1465
Important	2	0	0	0	0	690	552	0	0	0	659	0	0	0	0	1901
Neither important nor unimportant	3	0	0	0	0	248	207	0	0	0	121	0	0	0	0	576
Not important	4	0	0	0	0	59	34	0	0	0	26	0	0	0	0	119
Not important at all	5	0	0	0	0	7	7	0	0	0	8	0	0	0	0	22
Can't choose	8	0	0	0	0	17	20	0	0	0	5	0	0	0	0	42
No answer	9	0	0	0	0	26	41	0	0	0	2	0	0	0	0	69
Not applicable (did not do ISSP)	IAP	13626	354	7542	353	4454	9111	2817	2765	2812	2992	2023	2044	1974	2538	55405

I. A job with flexible working hours?

[VAR: FLEXHRS]

<u>RESPONSE</u>	<u>PUNCH</u>	<u>YEAR</u>														
		<u>1972-82</u>	<u>1982B</u>	<u>1983-87</u>	<u>1987B</u>	<u>1988-91</u>	<u>1993-98</u>	<u>2000</u>	<u>2002</u>	<u>2004</u>	<u>2006</u>	<u>2008</u>	<u>2010</u>	<u>2012</u>	<u>2014</u>	<u>ALL</u>
Very important	1	0	0	0	0	218	0	0	0	0	0	0	0	0	0	218
Important	2	0	0	0	0	570	0	0	0	0	0	0	0	0	0	570
Neither important nor unimportant	3	0	0	0	0	415	0	0	0	0	0	0	0	0	0	415
Not important	4	0	0	0	0	171	0	0	0	0	0	0	0	0	0	171
Not important at all	5	0	0	0	0	31	0	0	0	0	0	0	0	0	0	31
Can't choose	8	0	0	0	0	20	0	0	0	0	0	0	0	0	0	20
No answer	9	0	0	0	0	28	0	0	0	0	0	0	0	0	0	28
Not applicable (did not do ISSP)	IAP	13626	354	7542	353	4454	10334	2817	2765	2812	4510	2023	2044	1974	2538	58146

REMARKS: FLEXHRS was asked only in 1989.

J. A job that allows someone to decide the times or days of work

[VAR: FLEXHRS1]

<u>RESPONSE</u>	<u>PUNCH</u>					<u>YEAR</u>									
	<u>1972-82</u>	<u>1982B</u>	<u>1983-87</u>	<u>1987B</u>	<u>1988-91</u>	<u>1993-98</u>	<u>2000</u>	<u>2002</u>	<u>2004</u>	<u>2006</u>	<u>2008</u>	<u>2010</u>	<u>2012</u>	<u>2014</u>	<u>ALL</u>
Very important	0	0	0	0	0	197	0	0	0	264	0	0	0	0	461
Important	0	0	0	0	0	441	0	0	0	553	0	0	0	0	994
Neither important nor unimportant	0	0	0	0	0	385	0	0	0	395	0	0	0	0	780
Not important	0	0	0	0	0	118	0	0	0	243	0	0	0	0	361
Not important at all	0	0	0	0	0	16	0	0	0	52	0	0	0	0	68
Can't choose	0	0	0	0	0	27	0	0	0	9	0	0	0	0	36
No answer	0	0	0	0	0	39	0	0	0	2	0	0	0	0	41
Not applicable (did not do ISSP)	13626	354	7542	353	5907	9111	2817	2765	2812	2992	2023	2044	1974	2538	56858

REMARKS: FLEXHRS1 was asked in 1998 and 2006

1578. Suppose you were unemployed and couldn't find a job. Which of the following problems would be the worst? Please write '1' in the box beside the worst thing, write '2' in the box beside the next worst thing, and '3' beside the third worst thing. Leave the other boxes blank.

A. Lack of contact with people at work

[VAR: UNPEOPLE]

<u>RESPONSE</u>	<u>PUNCH</u>	<u>YEAR</u>										<u>ALL</u>				
		<u>1972-82</u>	<u>1982B</u>	<u>1983-87</u>	<u>1987B</u>	<u>1988-91</u>	<u>1993-98</u>	<u>2000</u>	<u>2002</u>	<u>2004</u>	<u>2006</u>		<u>2008</u>	<u>2010</u>	<u>2012</u>	<u>2014</u>
Worst	1	0	0	0	0	72	0	0	0	0	0	0	0	0	72	
2nd worst	2	0	0	0	0	91	0	0	0	0	0	0	0	0	91	
3rd worst	3	0	0	0	0	135	0	0	0	0	0	0	0	0	135	
Not chosen	4	0	0	0	0	815	0	0	0	0	0	0	0	0	815	
Don't know	8	0	0	0	0	56	0	0	0	0	0	0	0	0	56	
No answer	9	0	0	0	0	284	0	0	0	0	0	0	0	0	284	
Not applicable (did not do ISSP)	IAP	13626	354	7542	353	4454	10334	2817	2765	2812	4510	2023	2044	1974	2538	58146

B. Not enough money

[VAR: UNMONEY]

<u>RESPONSE</u>	<u>PUNCH</u>	<u>YEAR</u>														
		<u>1972-82</u>	<u>1982B</u>	<u>1983-87</u>	<u>1987B</u>	<u>1988-91</u>	<u>1993-98</u>	<u>2000</u>	<u>2002</u>	<u>2004</u>	<u>2006</u>	<u>2008</u>	<u>2010</u>	<u>2012</u>	<u>2014</u>	<u>ALL</u>
Worst	1	0	0	0	0	681	0	0	0	0	0	0	0	0	0	681
2nd worst	2	0	0	0	0	210	0	0	0	0	0	0	0	0	0	210
3rd worst	3	0	0	0	0	126	0	0	0	0	0	0	0	0	0	126
Not chosen	4	0	0	0	0	128	0	0	0	0	0	0	0	0	0	128
Don't know	8	0	0	0	0	56	0	0	0	0	0	0	0	0	0	56
No answer	9	0	0	0	0	252	0	0	0	0	0	0	0	0	0	252
Not applicable (did not do ISSP)	IAP	13626	354	7542	353	4454	10334	2817	2765	2812	4510	2023	2044	1974	2538	58146

C. Loss of self-confidence

[VAR: UNSLFCON]

<u>RESPONSE</u>	<u>PUNCH</u>	<u>YEAR</u>														
		<u>1972-82</u>	<u>1982B</u>	<u>1983-87</u>	<u>1987B</u>	<u>1988-91</u>	<u>1993-98</u>	<u>2000</u>	<u>2002</u>	<u>2004</u>	<u>2006</u>	<u>2008</u>	<u>2010</u>	<u>2012</u>	<u>2014</u>	<u>ALL</u>
Worst	1	0	0	0	0	246	0	0	0	0	0	0	0	0	0	246
2nd worst	2	0	0	0	0	314	0	0	0	0	0	0	0	0	0	314
3rd worst	3	0	0	0	0	237	0	0	0	0	0	0	0	0	0	237
Not chosen	4	0	0	0	0	319	0	0	0	0	0	0	0	0	0	319
Don't know	8	0	0	0	0	56	0	0	0	0	0	0	0	0	0	56
No answer	9	0	0	0	0	281	0	0	0	0	0	0	0	0	0	281
Not applicable (did not do ISSP)	IAP	13626	354	7542	353	4454	10334	2817	2765	2812	4510	2023	2044	1974	2538	58146

D. Loss of respect from friends and acquaintances

[VAR: UNRESPCT]

<u>RESPONSE</u>	<u>PUNCH</u>	<u>YEAR</u>														
		<u>1972-82</u>	<u>1982B</u>	<u>1983-87</u>	<u>1987B</u>	<u>1988-91</u>	<u>1993-98</u>	<u>2000</u>	<u>2002</u>	<u>2004</u>	<u>2006</u>	<u>2008</u>	<u>2010</u>	<u>2012</u>	<u>2014</u>	<u>ALL</u>
Worst	1	0	0	0	0	24	0	0	0	0	0	0	0	0	0	24
2nd worst	2	0	0	0	0	79	0	0	0	0	0	0	0	0	0	79
3rd worst	3	0	0	0	0	123	0	0	0	0	0	0	0	0	0	123
Not chosen	4	0	0	0	0	878	0	0	0	0	0	0	0	0	0	878
Don't know	8	0	0	0	0	56	0	0	0	0	0	0	0	0	0	56
No answer	9	0	0	0	0	293	0	0	0	0	0	0	0	0	0	293
Not applicable (did not do ISSP)	IAP	13626	354	7542	353	4454	10334	2817	2765	2812	4510	2023	2044	1974	2538	58146

E. Family tensions

[VAR: UNFAMTEN]

<u>RESPONSE</u>	<u>PUNCH</u>	<u>YEAR</u>														
		<u>1972-82</u>	<u>1982B</u>	<u>1983-87</u>	<u>1987B</u>	<u>1988-91</u>	<u>1993-98</u>	<u>2000</u>	<u>2002</u>	<u>2004</u>	<u>2006</u>	<u>2008</u>	<u>2010</u>	<u>2012</u>	<u>2014</u>	<u>ALL</u>
Worst	1	0	0	0	0	90	0	0	0	0	0	0	0	0	0	90
2nd worst	2	0	0	0	0	311	0	0	0	0	0	0	0	0	0	311
3rd worst	3	0	0	0	0	266	0	0	0	0	0	0	0	0	0	266
Not chosen	4	0	0	0	0	454	0	0	0	0	0	0	0	0	0	454
Don't know	8	0	0	0	0	56	0	0	0	0	0	0	0	0	0	56
No answer	9	0	0	0	0	276	0	0	0	0	0	0	0	0	0	276
Not applicable (did not do ISSP)	IAP	13626	354	7542	353	4454	10334	2817	2765	2812	4510	2023	2044	1974	2538	58146

F. Loss of job experience

[VAR: UNJOBEXP]

<u>RESPONSE</u>	<u>PUNCH</u>	<u>YEAR</u>														
		<u>1972-82</u>	<u>1982B</u>	<u>1983-87</u>	<u>1987B</u>	<u>1988-91</u>	<u>1993-98</u>	<u>2000</u>	<u>2002</u>	<u>2004</u>	<u>2006</u>	<u>2008</u>	<u>2010</u>	<u>2012</u>	<u>2014</u>	<u>ALL</u>
Worst	1	0	0	0	0	24	0	0	0	0	0	0	0	0	0	24
2nd worst	2	0	0	0	0	93	0	0	0	0	0	0	0	0	0	93
3rd worst	3	0	0	0	0	124	0	0	0	0	0	0	0	0	0	124
Not chosen	4	0	0	0	0	864	0	0	0	0	0	0	0	0	0	864
Don't know	8	0	0	0	0	56	0	0	0	0	0	0	0	0	0	56
No answer	9	0	0	0	0	292	0	0	0	0	0	0	0	0	0	292
Not applicable (did not do ISSP)	IAP	13626	354	7542	353	4454	10334	2817	2765	2812	4510	2023	2044	1974	2538	58146

G. Not knowing how to fill one's time

[VAR: UNBORED]

<u>RESPONSE</u>	<u>PUNCH</u>	<u>YEAR</u>														
		<u>1972-82</u>	<u>1982B</u>	<u>1983-87</u>	<u>1987B</u>	<u>1988-91</u>	<u>1993-98</u>	<u>2000</u>	<u>2002</u>	<u>2004</u>	<u>2006</u>	<u>2008</u>	<u>2010</u>	<u>2012</u>	<u>2014</u>	<u>ALL</u>
Worst	1	0	0	0	0	20	0	0	0	0	0	0	0	0	0	20
2nd worst	2	0	0	0	0	49	0	0	0	0	0	0	0	0	0	49
3rd worst	3	0	0	0	0	112	0	0	0	0	0	0	0	0	0	112
Not chosen	4	0	0	0	0	930	0	0	0	0	0	0	0	0	0	930
Don't know	8	0	0	0	0	56	0	0	0	0	0	0	0	0	0	56
No answer	9	0	0	0	0	286	0	0	0	0	0	0	0	0	0	286
Not applicable (did not do ISSP)	IAP	13626	354	7542	353	4454	10334	2817	2765	2812	4510	2023	2044	1974	2538	58146

H. Respondent can't choose

[VAR: UNDK]

<u>RESPONSE</u>	<u>PUNCH</u>	<u>YEAR</u>														
		<u>1972-82</u>	<u>1982B</u>	<u>1983-87</u>	<u>1987B</u>	<u>1988-91</u>	<u>1993-98</u>	<u>2000</u>	<u>2002</u>	<u>2004</u>	<u>2006</u>	<u>2008</u>	<u>2010</u>	<u>2012</u>	<u>2014</u>	<u>ALL</u>
"DK" chosen	1	0	0	0	0	56	0	0	0	0	0	0	0	0	0	56
Not chosen	2	0	0	0	0	1198	0	0	0	0	0	0	0	0	0	1198
No answer	9	0	0	0	0	199	0	0	0	0	0	0	0	0	0	199
Not applicable (did not do ISSP)	IAP	13626	354	7542	353	4454	10334	2817	2765	2812	4510	2023	2044	1974	2538	58146

1579. Suppose you were working and could choose between different kinds of jobs. Which of the following would you personally choose? I would advise...

PLEASE CIRCLE ONE CODE FOR EACH.

A. Being an employee [or] being self-employed?

[VAR: EMPSELF]

<u>RESPONSE</u>	<u>PUNCH</u>	<u>YEAR</u>														
		<u>1972-82</u>	<u>1982B</u>	<u>1983-87</u>	<u>1987B</u>	<u>1988-91</u>	<u>1993-98</u>	<u>2000</u>	<u>2002</u>	<u>2004</u>	<u>2006</u>	<u>2008</u>	<u>2010</u>	<u>2012</u>	<u>2014</u>	<u>ALL</u>
Employee	1	0	0	0	0	475	313	0	0	0	569	0	0	0	0	1357
Self-Employ	2	0	0	0	0	808	758	0	0	0	930	0	0	0	0	2496
Can't choose	8	0	0	0	0	133	128	0	0	0	17	0	0	0	0	278
No answer	9	0	0	0	0	37	24	0	0	0	2	0	0	0	0	63
Not applicable (did not do ISSP)	IAP	13626	354	7542	353	4454	9111	2817	2765	2812	2992	2023	2044	1974	2538	55405

B. Working in a small firm [or] working in a large firm

[VAR: SMALLBIG]

<u>RESPONSE</u>	<u>PUNCH</u>	<u>YEAR</u>														
		<u>1972-82</u>	<u>1982B</u>	<u>1983-87</u>	<u>1987B</u>	<u>1988-91</u>	<u>1993-98</u>	<u>2000</u>	<u>2002</u>	<u>2004</u>	<u>2006</u>	<u>2008</u>	<u>2010</u>	<u>2012</u>	<u>2014</u>	<u>ALL</u>
Small firm	1	0	0	0	0	745	727	0	0	0	1010	0	0	0	0	2482
Big firm	2	0	0	0	0	474	308	0	0	0	455	0	0	0	0	1237
Can't choose	8	0	0	0	0	194	159	0	0	0	48	0	0	0	0	401
No answer	9	0	0	0	0	40	29	0	0	0	5	0	0	0	0	74
Not applicable (did not do ISSP)	IAP	13626	354	7542	353	4454	9111	2817	2765	2812	2992	2023	2044	1974	2538	55405

C. Working in a manufacturing industry [or] in an office, sales, or service

[VAR: INDUSOTH]

<u>RESPONSE</u>	<u>PUNCH</u>	<u>YEAR</u>						<u>2000</u>	<u>2002</u>	<u>2004</u>	<u>2006</u>	<u>2008</u>	<u>2010</u>	<u>2012</u>	<u>2014</u>	<u>ALL</u>
		<u>1972-82</u>	<u>1982B</u>	<u>1983-87</u>	<u>1987B</u>	<u>1988-91</u>	<u>1993-98</u>									
Manufacturing	1	0	0	0	0	341	0	0	0	0	0	0	0	0	0	341
Office, sales, service	2	0	0	0	0	848	0	0	0	0	0	0	0	0	0	848
Can't choose	8	0	0	0	0	223	0	0	0	0	0	0	0	0	0	223
No answer	9	0	0	0	0	41	0	0	0	0	0	0	0	0	0	41
Not applicable (did not do ISSP)	IAP	13626	354	7542	353	4454	10334	2817	2765	2812	4510	2023	2044	1974	2538	58146

D. Working in a private business [or] working for the government or civil service

[VAR: PRIVGOVT]

<u>RESPONSE</u>	<u>PUNCH</u>	<u>YEAR</u>						<u>2000</u>	<u>2002</u>	<u>2004</u>	<u>2006</u>	<u>2008</u>	<u>2010</u>	<u>2012</u>	<u>2014</u>	<u>ALL</u>
		<u>1972-82</u>	<u>1982B</u>	<u>1983-87</u>	<u>1987B</u>	<u>1988-91</u>	<u>1993-98</u>									
Private firm	1	0	0	0	0	821	801	0	0	0	1009	0	0	0	0	2631
Government	2	0	0	0	0	394	231	0	0	0	449	0	0	0	0	1074
Can't choose	8	0	0	0	0	201	161	0	0	0	55	0	0	0	0	417
No answer	9	0	0	0	0	37	30	0	0	0	5	0	0	0	0	72
Not applicable (did not do ISSP)	IAP	13626	354	7542	353	4454	9111	2817	2765	2812	2992	2023	2044	1974	2538	55405

1580. Do you usually work 10 hours or more per week for pay in your main job?

[VAR: WORKWEEK]

<u>RESPONSE</u>	<u>PUNCH</u>	<u>YEAR</u>						<u>2000</u>	<u>2002</u>	<u>2004</u>	<u>2006</u>	<u>2008</u>	<u>2010</u>	<u>2012</u>	<u>2014</u>	<u>ALL</u>
		<u>1972-82</u>	<u>1982B</u>	<u>1983-87</u>	<u>1987B</u>	<u>1988-91</u>	<u>1993-98</u>									
Yes (SKIP TO IWRKHARD)	1	0	0	0	0	898	0	0	0	0	0	0	0	0	0	898
No (SKIP TO WANTJOB)	2	0	0	0	0	160	0	0	0	0	0	0	0	0	0	160
Not working	3	0	0	0	0	395	0	0	0	0	0	0	0	0	0	395
Not applicable (did not do ISSP)	IAP	13626	354	7542	353	4454	10334	2817	2765	2812	4510	2023	2044	1974	2538	58146

ASKED OF THOSE WHO WORK LESS THAN 10 HRS. PER WEEK

1581. Would you like to have a paid job now?

[VAR: WANTJOB]

<u>RESPONSE</u>	<u>PUNCH</u>	<u>YEAR</u>														
		<u>1972-82</u>	<u>1982B</u>	<u>1983-87</u>	<u>1987B</u>	<u>1988-91</u>	<u>1993-98</u>	<u>2000</u>	<u>2002</u>	<u>2004</u>	<u>2006</u>	<u>2008</u>	<u>2010</u>	<u>2012</u>	<u>2014</u>	<u>ALL</u>
Yes, I would like a full-time job now (30 hours or more per week)	1	0	0	0	0	68	0	0	0	0	0	0	0	0	0	68
Yes, I would like a part-time job now (10-29 hours per week)	2	0	0	0	0	65	0	0	0	0	0	0	0	0	0	65
Yes, I would like a job with less than 10 hours now	3	0	0	0	0	42	0	0	0	0	0	0	0	0	0	42
No, I would not like a job now	4	0	0	0	0	345	0	0	0	0	0	0	0	0	0	345
No answer	9	0	0	0	0	109	0	0	0	0	0	0	0	0	0	109
Not applicable (Punch 1 in WORKWEEK or did not do ISSP)	IAP	13626	354	7542	353	5278	10334	2817	2765	2812	4510	2023	2044	1974	2538	58970

**ASKED OF THOSE WHO EITHER WORK LESS THAN 10 HOURS A WEEK OR DO NOT CURRENTLY
HAVE A JOB, BUT WOULD LIKE TO HAVE ONE**

1582. If you were looking actively, how easy or difficult do you think it would be for you to find an acceptable job?

[VAR: FINDJOB]

<u>RESPONSE</u>	<u>PUNCH</u>	<u>YEAR</u>														
		<u>1972-82</u>	<u>1982B</u>	<u>1983-87</u>	<u>1987B</u>	<u>1988-91</u>	<u>1993-98</u>	<u>2000</u>	<u>2002</u>	<u>2004</u>	<u>2006</u>	<u>2008</u>	<u>2010</u>	<u>2012</u>	<u>2014</u>	<u>ALL</u>
Very easy	1	0	0	0	0	13	234	0	0	0	0	0	0	0	0	247
Fairly easy	2	0	0	0	0	44	365	0	0	0	0	0	0	0	0	409
Neither easy nor difficult	3	0	0	0	0	22	164	0	0	0	0	0	0	0	0	186
Fairly difficult	4	0	0	0	0	45	236	0	0	0	0	0	0	0	0	281
Very difficult	5	0	0	0	0	41	148	0	0	0	0	0	0	0	0	189
Can't choose	8	0	0	0	0	10	44	0	0	0	0	0	0	0	0	54
No answer	9	0	0	0	0	109	32	0	0	0	0	0	0	0	0	141
Not applicable (IAP or 4 in WANTJOB or did not do ISSP)	IAP	13626	354	7542	353	5623	9111	2817	2765	2812	4510	2023	2044	1974	2538	58092

REMARKS: In 1998 this was asked of all people in the work orientation module, regardless of labor force status or desire to be employed.

IWRKHARD-NUMEMPLY WERE ASKED ONLY OF PEOPLE WORKING 10 OR MORE HOURS A WEEK FOR PAY

1583. Which of the following statements best describes your feelings about the job?

[VAR: IWRKHARD]

<u>RESPONSE</u>	<u>PUNCH</u>	<u>YEAR</u>														
		<u>1972-82</u>	<u>1982B</u>	<u>1983-87</u>	<u>1987B</u>	<u>1988-91</u>	<u>1993-98</u>	<u>2000</u>	<u>2002</u>	<u>2004</u>	<u>2006</u>	<u>2008</u>	<u>2010</u>	<u>2012</u>	<u>2014</u>	<u>ALL</u>
I work only as hard as I have to	1	0	0	0	0	65	67	0	0	0	0	0	0	0	0	132
I work hard, but not so as to interfere with the rest of my life	2	0	0	0	0	265	306	0	0	0	0	0	0	0	0	571
I make a point of doing the best work I can, even if it sometimes does interfere with the rest of my life	3	0	0	0	0	522	451	0	0	0	0	0	0	0	0	973
Can't choose	8	0	0	0	0	11	13	0	0	0	0	0	0	0	0	24
No answer	9	0	0	0	0	35	28	0	0	0	0	0	0	0	0	63
Not applicable (Not punch 1 in WORKWEEK or did not do ISSP)	IAP	13626	354	7542	353	5009	9469	2817	2765	2812	4510	2023	2044	1974	2538	57836

1584. Think of the number of hours you work and the money you earn in your main job, including any regular overtime.

If you had only one of these three choices, which of the following would you prefer?

[VAR: HRSMONEY]

<u>RESPONSE</u>	<u>PUNCH</u>	<u>YEAR</u>														
		<u>1972-82</u>	<u>1982B</u>	<u>1983-87</u>	<u>1987B</u>	<u>1988-91</u>	<u>1993-98</u>	<u>2000</u>	<u>2002</u>	<u>2004</u>	<u>2006</u>	<u>2008</u>	<u>2010</u>	<u>2012</u>	<u>2014</u>	<u>ALL</u>
Work longer hours and earn more money	1	0	0	0	0	261	247	0	0	0	309	0	0	0	0	817
Work the same number of hours and earn the same money	2	0	0	0	0	494	437	0	0	0	644	0	0	0	0	1575
Work fewer hours and earn less money	3	0	0	0	0	44	77	0	0	0	57	0	0	0	0	178
Can't choose	8	0	0	0	0	72	71	0	0	0	4	0	0	0	0	147
No answer	9	0	0	0	0	27	33	0	0	0	4	0	0	0	0	64
Not applicable (Not punch 1 in WORKWEEK or did not do ISSP)	IAP	13626	354	7542	353	5009	9469	2817	2765	2812	3492	2023	2044	1974	2538	56818

REMARKS: See Appendix N for changes in question wording.

1585. Think of two people doing the same kind of work in your place. What do you personally think is important in deciding how much to pay them?

Looking at the things below, please write '1' in the box next to the thing that you think is most important at your place of work. Then write '2' next to the thing that you think is next most important, and '3' next to the thing that you think is third most important. Leave the other boxes blank.

At my work, deciding on two people doing the same kind of work, how important is...

A. How long the employee has been with the firm

[VAR: RYRSFIRM]

<u>RESPONSE</u>	<u>PUNCH</u>	<u>YEAR</u>														
		<u>1972-82</u>	<u>1982B</u>	<u>1983-87</u>	<u>1987B</u>	<u>1988-91</u>	<u>1993-98</u>	<u>2000</u>	<u>2002</u>	<u>2004</u>	<u>2006</u>	<u>2008</u>	<u>2010</u>	<u>2012</u>	<u>2014</u>	<u>ALL</u>
Most important	1	0	0	0	0	74	0	0	0	0	0	0	0	0	0	74
2nd most important	2	0	0	0	0	132	0	0	0	0	0	0	0	0	0	132
3rd most important	3	0	0	0	0	226	0	0	0	0	0	0	0	0	0	226
Not chosen	4	0	0	0	0	263	0	0	0	0	0	0	0	0	0	263
Don't know	8	0	0	0	0	25	0	0	0	0	0	0	0	0	0	25
No answer	9	0	0	0	0	178	0	0	0	0	0	0	0	0	0	178
Not applicable (Not punch 1 in WORKWEEK or did not do ISSP)	IAP	13626	354	7542	353	5009	10334	2817	2765	2812	4510	2023	2044	1974	2538	58701

B. How well the employee does the job

[VAR: RDOWELL]

<u>RESPONSE</u>	<u>PUNCH</u>	<u>YEAR</u>														
		<u>1972-82</u>	<u>1982B</u>	<u>1983-87</u>	<u>1987B</u>	<u>1988-91</u>	<u>1993-98</u>	<u>2000</u>	<u>2002</u>	<u>2004</u>	<u>2006</u>	<u>2008</u>	<u>2010</u>	<u>2012</u>	<u>2014</u>	<u>ALL</u>
Most important	1	0	0	0	0	488	0	0	0	0	0	0	0	0	0	488
2nd most important	2	0	0	0	0	129	0	0	0	0	0	0	0	0	0	129
3rd most important	3	0	0	0	0	54	0	0	0	0	0	0	0	0	0	54
Not chosen	4	0	0	0	0	37	0	0	0	0	0	0	0	0	0	37
Don't know	8	0	0	0	0	25	0	0	0	0	0	0	0	0	0	25
No answer	9	0	0	0	0	165	0	0	0	0	0	0	0	0	0	165
Not applicable (Not punch 1 in WORKWEEK or did not do ISSP)	IAP	13626	354	7542	353	5009	10334	2817	2765	2812	4510	2023	2044	1974	2538	58701

C. The standard rate for the job

[VAR: RPAYSAME]

<u>RESPONSE</u>	<u>PUNCH</u>	<u>YEAR</u>														
		<u>1972-82</u>	<u>1982B</u>	<u>1983-87</u>	<u>1987B</u>	<u>1988-91</u>	<u>1993-98</u>	<u>2000</u>	<u>2002</u>	<u>2004</u>	<u>2006</u>	<u>2008</u>	<u>2010</u>	<u>2012</u>	<u>2014</u>	<u>ALL</u>
Most important	1	0	0	0	0	34	0	0	0	0	0	0	0	0	0	34
2nd most important	2	0	0	0	0	44	0	0	0	0	0	0	0	0	0	44
3rd most important	3	0	0	0	0	60	0	0	0	0	0	0	0	0	0	60
Not chosen	4	0	0	0	0	560	0	0	0	0	0	0	0	0	0	560
Don't know	8	0	0	0	0	25	0	0	0	0	0	0	0	0	0	25
No answer	9	0	0	0	0	175	0	0	0	0	0	0	0	0	0	175
Not applicable (Not punch 1 in WORKWEEK or did not do ISSP)	IAP	13626	354	7542	353	5009	10334	2817	2765	2812	4510	2023	2044	1974	2538	58701

D. The experience of the employer doing the work

[VAR: REXPERNC]

<u>RESPONSE</u>	<u>PUNCH</u>	<u>YEAR</u>														
		<u>1972-82</u>	<u>1982B</u>	<u>1983-87</u>	<u>1987B</u>	<u>1988-91</u>	<u>1993-98</u>	<u>2000</u>	<u>2002</u>	<u>2004</u>	<u>2006</u>	<u>2008</u>	<u>2010</u>	<u>2012</u>	<u>2014</u>	<u>ALL</u>
Most important	1	0	0	0	0	62	0	0	0	0	0	0	0	0	0	62
2nd most important	2	0	0	0	0	323	0	0	0	0	0	0	0	0	0	323
3rd most important	3	0	0	0	0	164	0	0	0	0	0	0	0	0	0	164
Not chosen	4	0	0	0	0	150	0	0	0	0	0	0	0	0	0	150
Don't know	8	0	0	0	0	25	0	0	0	0	0	0	0	0	0	25
No answer	9	0	0	0	0	174	0	0	0	0	0	0	0	0	0	174
Not applicable (Not punch 1 in WORKWEEK or did not do ISSP)	IAP	13626	354	7542	353	5009	10334	2817	2765	2812	4510	2023	2044	1974	2538	58701

E. The age of the employee

[VAR: RAGEEMP]

<u>RESPONSE</u>	<u>PUNCH</u>	<u>YEAR</u>														
		<u>1972-82</u>	<u>1982B</u>	<u>1983-87</u>	<u>1987B</u>	<u>1988-91</u>	<u>1993-98</u>	<u>2000</u>	<u>2002</u>	<u>2004</u>	<u>2006</u>	<u>2008</u>	<u>2010</u>	<u>2012</u>	<u>2014</u>	<u>ALL</u>
Most important	1	0	0	0	0	1	0	0	0	0	0	0	0	0	0	1
2nd most important	2	0	0	0	0	3	0	0	0	0	0	0	0	0	0	3
3rd most important	3	0	0	0	0	11	0	0	0	0	0	0	0	0	0	11
Not chosen	4	0	0	0	0	679	0	0	0	0	0	0	0	0	0	679
Don't know	8	0	0	0	0	25	0	0	0	0	0	0	0	0	0	25
No answer	9	0	0	0	0	179	0	0	0	0	0	0	0	0	0	179
Not applicable (Not punch 1 in WORKWEEK or did not do ISSP)	IAP	13626	354	7542	353	5009	10334	2817	2765	2812	4510	2023	2044	1974	2538	58701

F. The employee's family responsibilities

[VAR: RFAMRESP]

<u>RESPONSE</u>	<u>PUNCH</u>	<u>YEAR</u>														
		<u>1972-82</u>	<u>1982B</u>	<u>1983-87</u>	<u>1987B</u>	<u>1988-91</u>	<u>1993-98</u>	<u>2000</u>	<u>2002</u>	<u>2004</u>	<u>2006</u>	<u>2008</u>	<u>2010</u>	<u>2012</u>	<u>2014</u>	<u>ALL</u>
Most important	1	0	0	0	0	4	0	0	0	0	0	0	0	0	0	4
2nd most important	2	0	0	0	0	6	0	0	0	0	0	0	0	0	0	6
3rd most important	3	0	0	0	0	35	0	0	0	0	0	0	0	0	0	35
Not chosen	4	0	0	0	0	649	0	0	0	0	0	0	0	0	0	649
Don't know	8	0	0	0	0	25	0	0	0	0	0	0	0	0	0	25
No answer	9	0	0	0	0	179	0	0	0	0	0	0	0	0	0	179
Not applicable (Not punch 1 in WORKWEEK or did not do ISSP)	IAP	13626	354	7542	353	5009	10334	2817	2765	2812	4510	2023	2044	1974	2538	58701

G. The employee's education and formal qualifications

[VAR: REDUCEMP]

<u>RESPONSE</u>	<u>PUNCH</u>	<u>YEAR</u>														
		<u>1972-82</u>	<u>1982B</u>	<u>1983-87</u>	<u>1987B</u>	<u>1988-91</u>	<u>1993-98</u>	<u>2000</u>	<u>2002</u>	<u>2004</u>	<u>2006</u>	<u>2008</u>	<u>2010</u>	<u>2012</u>	<u>2014</u>	<u>ALL</u>
Most important	1	0	0	0	0	51	0	0	0	0	0	0	0	0	0	51
2nd most important	2	0	0	0	0	82	0	0	0	0	0	0	0	0	0	82
3rd most important	3	0	0	0	0	151	0	0	0	0	0	0	0	0	0	151
Not chosen	4	0	0	0	0	417	0	0	0	0	0	0	0	0	0	417
Don't know	8	0	0	0	0	25	0	0	0	0	0	0	0	0	0	25
No answer	9	0	0	0	0	172	0	0	0	0	0	0	0	0	0	172
Not applicable (Not punch 1 in WORKWEEK or did not do ISSP)	IAP	13626	354	7542	353	5009	10334	2817	2765	2812	4510	2023	2044	1974	2538	58701

H. Respondent can't choose

[VAR: RDK]

<u>RESPONSE</u>	<u>PUNCH</u>	<u>YEAR</u>														
		<u>1972-82</u>	<u>1982B</u>	<u>1983-87</u>	<u>1987B</u>	<u>1988-91</u>	<u>1993-98</u>	<u>2000</u>	<u>2002</u>	<u>2004</u>	<u>2006</u>	<u>2008</u>	<u>2010</u>	<u>2012</u>	<u>2014</u>	<u>ALL</u>
"DK" chosen	1	0	0	0	0	25	0	0	0	0	0	0	0	0	0	25
Not chosen	2	0	0	0	0	740	0	0	0	0	0	0	0	0	0	740
No answer	9	0	0	0	0	133	0	0	0	0	0	0	0	0	0	133
Not applicable (Not punch 1 in WORKWEEK or did not do ISSP)	IAP	13626	354	7542	353	5009	10334	2817	2765	2812	4510	2023	2044	1974	2538	58701

1586. For each statement about your main job below, please circle one code to show how much you agree or disagree that it applies to your job.

A. My job is secure

[VAR: RSECJOB]

RESPONSE	PUNCH	YEAR														
		1972-82	1982B	1983-87	1987B	1988-91	1993-98	2000	2002	2004	2006	2008	2010	2012	2014	ALL
Strongly agree	1	0	0	0	0	248	197	0	0	0	288	0	0	0	0	733
Agree	2	0	0	0	0	409	377	0	0	0	431	0	0	0	0	1217
Neither agree nor disagree	3	0	0	0	0	116	127	0	0	0	129	0	0	0	0	372
Disagree	4	0	0	0	0	74	96	0	0	0	137	0	0	0	0	307
Strongly disagree	5	0	0	0	0	21	24	0	0	0	25	0	0	0	0	70
Can't choose	8	0	0	0	0	6	7	0	0	0	6	0	0	0	0	19
No answer	9	0	0	0	0	24	37	0	0	0	2	0	0	0	0	63
Not applicable (Not punch 1 in WORKWEEK or did not do ISSP)	IAP	13626	354	7542	353	5009	9469	2817	2765	2812	3492	2023	2044	1974	2538	56818

B. My income is high

[VAR: RHIINC]

RESPONSE	PUNCH	YEAR														
		1972-82	1982B	1983-87	1987B	1988-91	1993-98	2000	2002	2004	2006	2008	2010	2012	2014	ALL
Strongly agree	1	0	0	0	0	38	40	0	0	0	52	0	0	0	0	130
Agree	2	0	0	0	0	190	162	0	0	0	226	0	0	0	0	578
Neither agree nor disagree	3	0	0	0	0	266	248	0	0	0	240	0	0	0	0	754
Disagree	4	0	0	0	0	297	298	0	0	0	372	0	0	0	0	967
Strongly disagree	5	0	0	0	0	73	76	0	0	0	124	0	0	0	0	273
Can't choose	8	0	0	0	0	7	4	0	0	0	2	0	0	0	0	13
No answer	9	0	0	0	0	27	37	0	0	0	2	0	0	0	0	66
Not applicable (Not punch 1 in WORKWEEK or did not do ISSP)	IAP	13626	354	7542	353	5009	9469	2817	2765	2812	3492	2023	2044	1974	2538	56818

C. My opportunities for advancement are high

[VAR: RPROMOTN]

RESPONSE	PUNCH	YEAR														
		1972-82	1982B	1983-87	1987B	1988-91	1993-98	2000	2002	2004	2006	2008	2010	2012	2014	ALL
Strongly agree	1	0	0	0	0	78	54	0	0	0	78	0	0	0	0	210
Agree	2	0	0	0	0	234	201	0	0	0	286	0	0	0	0	721
Neither agree nor disagree	3	0	0	0	0	238	259	0	0	0	215	0	0	0	0	712
Disagree	4	0	0	0	0	240	242	0	0	0	339	0	0	0	0	821
Strongly disagree	5	0	0	0	0	75	64	0	0	0	95	0	0	0	0	234
Can't choose	8	0	0	0	0	8	9	0	0	0	3	0	0	0	0	20
No answer	9	0	0	0	0	25	36	0	0	0	2	0	0	0	0	63
Not applicable (Not punch 1 in WORKWEEK or did not do ISSP)	IAP	13626	354	7542	353	5009	9469	2817	2765	2812	3492	2023	2044	1974	2538	56818

D. My job leaves a lot of leisure time

[VAR: RLEISURE]

RESPONSE	PUNCH	YEAR														
		1972-82	1982B	1983-87	1987B	1988-91	1993-98	2000	2002	2004	2006	2008	2010	2012	2014	ALL
Strongly agree	1	0	0	0	0	32	0	0	0	0	0	0	0	0	0	32
Agree	2	0	0	0	0	206	0	0	0	0	0	0	0	0	0	206
Neither agree nor disagree	3	0	0	0	0	251	0	0	0	0	0	0	0	0	0	251
Disagree	4	0	0	0	0	298	0	0	0	0	0	0	0	0	0	298
Strongly disagree	5	0	0	0	0	79	0	0	0	0	0	0	0	0	0	79
Can't choose	8	0	0	0	0	7	0	0	0	0	0	0	0	0	0	7
No answer	9	0	0	0	0	25	0	0	0	0	0	0	0	0	0	25
Not applicable (Not punch 1 in WORKWEEK or did not do ISSP)	IAP	13626	354	7542	353	5009	10334	2817	2765	2812	4510	2023	2044	1974	2538	58701

E. My job is interesting

[VAR: RINTJOB]

RESPONSE	PUNCH	YEAR														ALL
		1972-82	1982B	1983-87	1987B	1988-91	1993-98	2000	2002	2004	2006	2008	2010	2012	2014	
Strongly agree	1	0	0	0	0	224	188	0	0	0	342	0	0	0	0	754
Agree	2	0	0	0	0	442	423	0	0	0	524	0	0	0	0	1389
Neither agree nor disagree	3	0	0	0	0	112	128	0	0	0	65	0	0	0	0	305
Disagree	4	0	0	0	0	69	60	0	0	0	59	0	0	0	0	188
Strongly disagree	5	0	0	0	0	24	27	0	0	0	25	0	0	0	0	76
Can't choose	8	0	0	0	0	2	3	0	0	0	1	0	0	0	0	6
No answer	9	0	0	0	0	25	36	0	0	0	2	0	0	0	0	63
Not applicable (Not punch 1 in WORKWEEK or did not do ISSP)	IAP	13626	354	7542	353	5009	9469	2817	2765	2812	3492	2023	2044	1974	2538	56818

F. I can work independently

[VAR: RWRKINDP]

RESPONSE	PUNCH	YEAR														ALL
		1972-82	1982B	1983-87	1987B	1988-91	1993-98	2000	2002	2004	2006	2008	2010	2012	2014	
Strongly agree	1	0	0	0	0	242	236	0	0	0	330	0	0	0	0	808
Agree	2	0	0	0	0	430	431	0	0	0	482	0	0	0	0	1343
Neither agree nor disagree	3	0	0	0	0	97	83	0	0	0	77	0	0	0	0	257
Disagree	4	0	0	0	0	78	60	0	0	0	97	0	0	0	0	235
Strongly disagree	5	0	0	0	0	19	16	0	0	0	29	0	0	0	0	64
Can't choose	8	0	0	0	0	5	4	0	0	0	1	0	0	0	0	10
No answer	9	0	0	0	0	27	35	0	0	0	2	0	0	0	0	64
Not applicable (Not punch 1 in WORKWEEK or did not do ISSP)	IAP	13626	354	7542	353	5009	9469	2817	2765	2812	3492	2023	2044	1974	2538	56818

G. In my job I can help other people

[VAR: RHLPOTHS]

<u>RESPONSE</u>	<u>PUNCH</u>	<u>YEAR</u>														
		<u>1972-82</u>	<u>1982B</u>	<u>1983-87</u>	<u>1987B</u>	<u>1988-91</u>	<u>1993-98</u>	<u>2000</u>	<u>2002</u>	<u>2004</u>	<u>2006</u>	<u>2008</u>	<u>2010</u>	<u>2012</u>	<u>2014</u>	<u>ALL</u>
Strongly agree	1	0	0	0	0	235	254	0	0	0	414	0	0	0	0	903
Agree	2	0	0	0	0	429	410	0	0	0	476	0	0	0	0	1315
Neither agree nor disagree	3	0	0	0	0	137	103	0	0	0	76	0	0	0	0	316
Disagree	4	0	0	0	0	56	49	0	0	0	38	0	0	0	0	143
Strongly disagree	5	0	0	0	0	14	11	0	0	0	10	0	0	0	0	35
Can't choose	8	0	0	0	0	4	6	0	0	0	2	0	0	0	0	12
No answer	9	0	0	0	0	23	32	0	0	0	2	0	0	0	0	57
Not applicable (Not punch 1 in WORKWEEK or did not do ISSP)	IAP	13626	354	7542	353	5009	9469	2817	2765	2812	3492	2023	2044	1974	2538	56818

H. My job is useful to society

[VAR: RHLPSOC]

<u>RESPONSE</u>	<u>PUNCH</u>	<u>YEAR</u>														
		<u>1972-82</u>	<u>1982B</u>	<u>1983-87</u>	<u>1987B</u>	<u>1988-91</u>	<u>1993-98</u>	<u>2000</u>	<u>2002</u>	<u>2004</u>	<u>2006</u>	<u>2008</u>	<u>2010</u>	<u>2012</u>	<u>2014</u>	<u>ALL</u>
Strongly agree	1	0	0	0	0	219	232	0	0	0	386	0	0	0	0	837
Agree	2	0	0	0	0	371	348	0	0	0	439	0	0	0	0	1158
Neither agree nor disagree	3	0	0	0	0	207	164	0	0	0	118	0	0	0	0	489
Disagree	4	0	0	0	0	56	62	0	0	0	57	0	0	0	0	175
Strongly disagree	5	0	0	0	0	9	14	0	0	0	13	0	0	0	0	36
Can't choose	8	0	0	0	0	11	10	0	0	0	3	0	0	0	0	24
No answer	9	0	0	0	0	25	35	0	0	0	2	0	0	0	0	62
Not applicable (Not punch 1 in WORKWEEK or did not do ISSP)	IAP	13626	354	7542	353	5009	9469	2817	2765	2812	3492	2023	2044	1974	2538	56818

I. My job has flexible working hours

[VAR: RFLEXHRS]

<u>RESPONSE</u>	<u>PUNCH</u>	<u>YEAR</u>														
		<u>1972-82</u>	<u>1982B</u>	<u>1983-87</u>	<u>1987B</u>	<u>1988-91</u>	<u>1993-98</u>	<u>2000</u>	<u>2002</u>	<u>2004</u>	<u>2006</u>	<u>2008</u>	<u>2010</u>	<u>2012</u>	<u>2014</u>	<u>ALL</u>
Strongly agree	1	0	0	0	0	123	0	0	0	0	0	0	0	0	0	123
Agree	2	0	0	0	0	288	0	0	0	0	0	0	0	0	0	288
Neither agree nor disagree	3	0	0	0	0	170	0	0	0	0	0	0	0	0	0	170
Disagree	4	0	0	0	0	217	0	0	0	0	0	0	0	0	0	217
Strongly disagree	5	0	0	0	0	70	0	0	0	0	0	0	0	0	0	70
Can't choose	8	0	0	0	0	5	0	0	0	0	0	0	0	0	0	5
No answer	9	0	0	0	0	25	0	0	0	0	0	0	0	0	0	25
Not applicable (Not punch 1 in WORKWEEK or did not do ISSP)	IAP	13626	354	7542	353	5009	10334	2817	2765	2812	4510	2023	2044	1974	2538	58701

1587. Now some more questions about your working conditions.

Please circle one code for each item below to show how often it applies to your work. How often...

A. Do you come home from work exhausted?

[VAR: XHAUSTN]

<u>RESPONSE</u>	<u>PUNCH</u>	<u>YEAR</u>														
		<u>1972-82</u>	<u>1982B</u>	<u>1983-87</u>	<u>1987B</u>	<u>1988-91</u>	<u>1993-98</u>	<u>2000</u>	<u>2002</u>	<u>2004</u>	<u>2006</u>	<u>2008</u>	<u>2010</u>	<u>2012</u>	<u>2014</u>	<u>ALL</u>
Always	1	0	0	0	0	55	68	0	0	0	151	0	0	0	0	274
Often	2	0	0	0	0	259	274	0	0	0	251	0	0	0	0	784
Sometimes	3	0	0	0	0	441	398	0	0	0	465	0	0	0	0	1304
Hardly ever	4	0	0	0	0	96	71	0	0	0	116	0	0	0	0	283
Never	5	0	0	0	0	20	17	0	0	0	33	0	0	0	0	70
Can't choose	8	0	0	0	0	3	3	0	0	0	0	0	0	0	0	6
No answer	9	0	0	0	0	24	34	0	0	0	2	0	0	0	0	60
Not applicable (Not punch 1 in WORKWEEK or did not do ISSP)	IAP	13626	354	7542	353	5009	9469	2817	2765	2812	3492	2023	2044	1974	2538	56818

B. Do you have to do hard physical work?

[VAR: PHYSWRK]

<u>RESPONSE</u>	<u>PUNCH</u>	<u>YEAR</u>														
		<u>1972-82</u>	<u>1982B</u>	<u>1983-87</u>	<u>1987B</u>	<u>1988-91</u>	<u>1993-98</u>	<u>2000</u>	<u>2002</u>	<u>2004</u>	<u>2006</u>	<u>2008</u>	<u>2010</u>	<u>2012</u>	<u>2014</u>	<u>ALL</u>
Always	1	0	0	0	0	60	73	0	0	0	134	0	0	0	0	267
Often	2	0	0	0	0	127	106	0	0	0	113	0	0	0	0	346
Sometimes	3	0	0	0	0	231	205	0	0	0	228	0	0	0	0	664
Hardly ever	4	0	0	0	0	254	203	0	0	0	236	0	0	0	0	693
Never	5	0	0	0	0	199	240	0	0	0	305	0	0	0	0	744
Can't choose	8	0	0	0	0	3	2	0	0	0	0	0	0	0	0	5
No answer	9	0	0	0	0	24	36	0	0	0	2	0	0	0	0	62
Not applicable (Not punch 1 in WORKWEEK or did not do ISSP)	IAP	13626	354	7542	353	5009	9469	2817	2765	2812	3492	2023	2044	1974	2538	56818

C. Do you find your work stressful?

[VAR: STRESS]

<u>RESPONSE</u>	<u>PUNCH</u>	<u>YEAR</u>														
		<u>1972-82</u>	<u>1982B</u>	<u>1983-87</u>	<u>1987B</u>	<u>1988-91</u>	<u>1993-98</u>	<u>2000</u>	<u>2002</u>	<u>2004</u>	<u>2006</u>	<u>2008</u>	<u>2010</u>	<u>2012</u>	<u>2014</u>	<u>ALL</u>
Always	1	0	0	0	0	82	89	0	161	213	353	0	110	118	113	1239
Often	2	0	0	0	0	261	229	0	391	475	595	0	284	320	247	2802
Sometimes	3	0	0	0	0	382	378	0	756	797	1154	0	475	478	559	4979
Hardly ever	4	0	0	0	0	109	91	0	329	242	449	0	215	162	225	1822
Never	5	0	0	0	0	37	42	0	137	95	185	0	78	66	99	739
Can't choose/Don't know	8	0	0	0	0	3	1	0	6	5	3	0	1	5	1	25
No answer	9	0	0	0	0	24	35	0	16	40	8	0	24	30	6	183
Not applicable	IAP	13626	354	7542	353	5009	9469	2817	969	945	1763	2023	857	795	1288	47810

REMARKS: In 1989, this item was asked of those completing the ISSP SAQ and who gave punch 1 on WORKWEEK.

In 1998, it was asked those completing the ISSP SAQ and those who gave a punch 1 to WORKNOW.

For 2002+ it was asked of those with punches 1-3 on WRKSTAT.

D. Are you bored at work?

[VAR: BOREDOM]

<u>RESPONSE</u>	<u>PUNCH</u>	<u>YEAR</u>														
		<u>1972-82</u>	<u>1982B</u>	<u>1983-87</u>	<u>1987B</u>	<u>1988-91</u>	<u>1993-98</u>	<u>2000</u>	<u>2002</u>	<u>2004</u>	<u>2006</u>	<u>2008</u>	<u>2010</u>	<u>2012</u>	<u>2014</u>	<u>ALL</u>
Always	1	0	0	0	0	12	0	0	0	0	0	0	0	0	0	12
Often	2	0	0	0	0	57	0	0	0	0	0	0	0	0	0	57
Sometimes	3	0	0	0	0	294	0	0	0	0	0	0	0	0	0	294
Hardly ever	4	0	0	0	0	283	0	0	0	0	0	0	0	0	0	283
Never	5	0	0	0	0	224	0	0	0	0	0	0	0	0	0	224
Can't choose	8	0	0	0	0	2	0	0	0	0	0	0	0	0	0	2
No answer	9	0	0	0	0	26	0	0	0	0	0	0	0	0	0	26
Not applicable (Not punch 1 in WORKWEEK or did not do ISSP)	IAP	13626	354	7542	353	5009	10334	2817	2765	2812	4510	2023	2044	1974	2538	58701

E. Do you work in dangerous conditions?

[VAR: DANGER]

<u>RESPONSE</u>	<u>PUNCH</u>	<u>YEAR</u>														
		<u>1972-82</u>	<u>1982B</u>	<u>1983-87</u>	<u>1987B</u>	<u>1988-91</u>	<u>1993-98</u>	<u>2000</u>	<u>2002</u>	<u>2004</u>	<u>2006</u>	<u>2008</u>	<u>2010</u>	<u>2012</u>	<u>2014</u>	<u>ALL</u>
Always	1	0	0	0	0	36	51	0	0	0	74	0	0	0	0	161
Often	2	0	0	0	0	71	55	0	0	0	85	0	0	0	0	211
Sometimes	3	0	0	0	0	176	143	0	0	0	154	0	0	0	0	473
Hardly ever	4	0	0	0	0	192	226	0	0	0	213	0	0	0	0	631
Never	5	0	0	0	0	396	350	0	0	0	490	0	0	0	0	1236
Can't choose	8	0	0	0	0	3	3	0	0	0	0	0	0	0	0	6
No answer	9	0	0	0	0	24	37	0	0	0	2	0	0	0	0	63
Not applicable (Not punch 1 in WORKWEEK or did not do ISSP)	IAP	13626	354	7542	353	5009	9469	2817	2765	2812	3492	2023	2044	1974	2538	56818

F. Do you work in unhealthy conditions?

[VAR: UNHLTHY]

<u>RESPONSE</u>	<u>PUNCH</u>	<u>YEAR</u>														
		<u>1972-82</u>	<u>1982B</u>	<u>1983-87</u>	<u>1987B</u>	<u>1988-91</u>	<u>1993-98</u>	<u>2000</u>	<u>2002</u>	<u>2004</u>	<u>2006</u>	<u>2008</u>	<u>2010</u>	<u>2012</u>	<u>2014</u>	<u>ALL</u>
Always	1	0	0	0	0	21	0	0	0	0	0	0	0	0	0	21
Often	2	0	0	0	0	43	0	0	0	0	0	0	0	0	0	43
Sometimes	3	0	0	0	0	156	0	0	0	0	0	0	0	0	0	156
Hardly ever	4	0	0	0	0	218	0	0	0	0	0	0	0	0	0	218
Never	5	0	0	0	0	429	0	0	0	0	0	0	0	0	0	429
Can't choose	8	0	0	0	0	6	0	0	0	0	0	0	0	0	0	6
No answer	9	0	0	0	0	25	0	0	0	0	0	0	0	0	0	25
Not applicable (Not punch 1 in WORKWEEK or did not do ISSP)	IAP	13626	354	7542	353	5009	10334	2817	2765	2812	4510	2023	2044	1974	2538	58701

G. Do you work in physically unpleasant conditions?

[VAR: UNPLEZNT]

<u>RESPONSE</u>	<u>PUNCH</u>	<u>YEAR</u>														
		<u>1972-82</u>	<u>1982B</u>	<u>1983-87</u>	<u>1987B</u>	<u>1988-91</u>	<u>1993-98</u>	<u>2000</u>	<u>2002</u>	<u>2004</u>	<u>2006</u>	<u>2008</u>	<u>2010</u>	<u>2012</u>	<u>2014</u>	<u>ALL</u>
Always	1	0	0	0	0	14	0	0	0	0	0	0	0	0	0	14
Often	2	0	0	0	0	50	0	0	0	0	0	0	0	0	0	50
Sometimes	3	0	0	0	0	179	0	0	0	0	0	0	0	0	0	179
Hardly ever	4	0	0	0	0	220	0	0	0	0	0	0	0	0	0	220
Never	5	0	0	0	0	405	0	0	0	0	0	0	0	0	0	405
Can't choose	8	0	0	0	0	6	0	0	0	0	0	0	0	0	0	6
No answer	9	0	0	0	0	24	0	0	0	0	0	0	0	0	0	24
Not applicable (Not punch 1 in WORKWEEK or did not do ISSP)	IAP	13626	354	7542	353	5009	10334	2817	2765	2812	4510	2023	2044	1974	2538	58701

REMARKS: See Appendix N for changes in question wording.

1588. And which of the following statements about your work is most true?

[VAR: PLANWRK]

<u>RESPONSE</u>	<u>PUNCH</u>	<u>YEAR</u>														
		<u>1972-82</u>	<u>1982B</u>	<u>1983-87</u>	<u>1987B</u>	<u>1988-91</u>	<u>1993-98</u>	<u>2000</u>	<u>2002</u>	<u>2004</u>	<u>2006</u>	<u>2008</u>	<u>2010</u>	<u>2012</u>	<u>2014</u>	<u>ALL</u>
My job allows me to design or plan most of my daily work	1	0	0	0	0	384	0	0	0	0	0	0	0	0	0	384
My job allows me to design or plan parts of my daily work	2	0	0	0	0	312	0	0	0	0	0	0	0	0	0	312
My job does not really allow me to design or plan my daily work	3	0	0	0	0	176	0	0	0	0	0	0	0	0	0	176
No answer	9	0	0	0	0	26	0	0	0	0	0	0	0	0	0	26
Not applicable (Not punch 1 in WORKWEEK or did not do ISSP)	IAP	13626	354	7542	353	5009	10334	2817	2765	2812	4510	2023	2044	1974	2538	58701

1589. If you lost your job for any reason, and were looking actively for another one, how easy or difficult do you think it would be for you to find an acceptable job?

[VAR: FINDWORK]

<u>RESPONSE</u>	<u>PUNCH</u>	<u>YEAR</u>														
		<u>1972-82</u>	<u>1982B</u>	<u>1983-87</u>	<u>1987B</u>	<u>1988-91</u>	<u>1993-98</u>	<u>2000</u>	<u>2002</u>	<u>2004</u>	<u>2006</u>	<u>2008</u>	<u>2010</u>	<u>2012</u>	<u>2014</u>	<u>ALL</u>
Very easy	1	0	0	0	0	182	0	0	0	0	0	0	0	0	0	182
Fairly easy	2	0	0	0	0	321	0	0	0	0	0	0	0	0	0	321
Neither easy nor difficult	3	0	0	0	0	138	0	0	0	0	0	0	0	0	0	138
Fairly difficult	4	0	0	0	0	133	0	0	0	0	0	0	0	0	0	133
Very difficult	5	0	0	0	0	76	0	0	0	0	0	0	0	0	0	76
Can't choose	8	0	0	0	0	24	0	0	0	0	0	0	0	0	0	24
No answer	9	0	0	0	0	24	0	0	0	0	0	0	0	0	0	24
Not applicable (Not punch 1 in WORKWEEK or did not do ISSP)	IAP	13626	354	7542	353	5009	10334	2817	2765	2812	4510	2023	2044	1974	2538	58701

1590. In general how would you describe relations in your work place...

A. between management and employees?

[VAR: BOSSEMP5]

<u>RESPONSE</u>	<u>PUNCH</u>	<u>YEAR</u>														
		<u>1972-82</u>	<u>1982B</u>	<u>1983-87</u>	<u>1987B</u>	<u>1988-91</u>	<u>1993-98</u>	<u>2000</u>	<u>2002</u>	<u>2004</u>	<u>2006</u>	<u>2008</u>	<u>2010</u>	<u>2012</u>	<u>2014</u>	<u>ALL</u>
Very good	1	0	0	0	0	191	222	0	0	0	334	0	0	350	0	1097
Quite good	2	0	0	0	0	392	345	0	0	0	360	0	0	446	0	1543
Neither good nor bad	3	0	0	0	0	210	178	0	0	0	232	0	0	254	0	874
Quite bad	4	0	0	0	0	46	42	0	0	0	61	0	0	56	0	205
Very bad	5	0	0	0	0	12	18	0	0	0	24	0	0	13	0	67
Can't choose	8	0	0	0	0	21	20	0	0	0	4	0	0	24	0	69
No answer	9	0	0	0	0	26	40	0	0	0	3	0	0	36	0	105
Not applicable (Not punch 1 in WORKWEEK or did not do ISSP)	IAP	13626	354	7542	353	5009	9469	2817	2765	2812	3492	2,023	2,044	795	2538	55639

B. between co-workers/colleagues?

[VAR: COWRKERS]

<u>RESPONSE</u>	<u>PUNCH</u>	<u>YEAR</u>														
		<u>1972-82</u>	<u>1982B</u>	<u>1983-87</u>	<u>1987B</u>	<u>1988-91</u>	<u>1993-98</u>	<u>2000</u>	<u>2002</u>	<u>2004</u>	<u>2006</u>	<u>2008</u>	<u>2010</u>	<u>2012</u>	<u>2014</u>	<u>ALL</u>
Very good	1	0	0	0	0	239	261	0	0	0	400	0	0	0	0	900
Quite good	2	0	0	0	0	422	391	0	0	0	426	0	0	0	0	1239
Neither good nor bad	3	0	0	0	0	159	123	0	0	0	154	0	0	0	0	436
Quite bad	4	0	0	0	0	16	13	0	0	0	18	0	0	0	0	47
Very bad	5	0	0	0	0	2	4	0	0	0	11	0	0	0	0	17
Can't choose	8	0	0	0	0	16	21	0	0	0	7	0	0	0	0	44
No answer	9	0	0	0	0	44	52	0	0	0	2	0	0	0	0	98
Not applicable (Not punch 1 in WORKWEEK or did not do ISSP)	IAP	13626	354	7542	353	5009	9469	2817	2765	2812	3492	2023	2044	1974	2538	56818

1591. How satisfied are you in your job?

[VAR: JOBSAT]

<u>RESPONSE</u>	<u>PUNCH</u>	<u>YEAR</u>														
		<u>1972-82</u>	<u>1982B</u>	<u>1983-87</u>	<u>1987B</u>	<u>1988-91</u>	<u>1993-98</u>	<u>2000</u>	<u>2002</u>	<u>2004</u>	<u>2006</u>	<u>2008</u>	<u>2010</u>	<u>2012</u>	<u>2014</u>	<u>ALL</u>
Completely satisfied	1	0	0	0	0	141	133	0	0	0	187	0	0	0	0	461
Very satisfied	2	0	0	0	0	296	271	0	0	0	381	0	0	0	0	948
Fairly satisfied	3	0	0	0	0	323	292	0	0	0	304	0	0	0	0	919
Neither satisfied nor dissatisfied	4	0	0	0	0	52	61	0	0	0	69	0	0	0	0	182
Fairly dissatisfied	5	0	0	0	0	45	53	0	0	0	31	0	0	0	0	129
Very dissatisfied	6	0	0	0	0	11	15	0	0	0	31	0	0	0	0	57
Completely dissatisfied	7	0	0	0	0	5	9	0	0	0	13	0	0	0	0	27
Can't choose	8	0	0	0	0	5	3	0	0	0	0	0	0	0	0	8
No answer	9	0	0	0	0	20	28	0	0	0	2	0	0	0	0	50
Not applicable (Not punch 1 in WORKWEEK or did not do ISSP)	IAP	13626	354	7542	353	5009	9469	2817	2765	2812	3492	2023	2044	1974	2538	56818

1592. In your main job, do you supervise or are you directly responsible for the work of other people?

[VAR: SUPERVIS]

<u>RESPONSE</u>	<u>PUNCH</u>	<u>YEAR</u>														
		<u>1972-82</u>	<u>1982B</u>	<u>1983-87</u>	<u>1987B</u>	<u>1988-91</u>	<u>1993-98</u>	<u>2000</u>	<u>2002</u>	<u>2004</u>	<u>2006</u>	<u>2008</u>	<u>2010</u>	<u>2012</u>	<u>2014</u>	<u>ALL</u>
Yes	1	0	0	0	0	347	0	0	0	0	0	0	0	0	0	347
No (GO TO MOONLITE)	2	0	0	0	0	527	0	0	0	0	0	0	0	0	0	527
Can't choose	8	0	0	0	0	0	0	0	0	0	0	0	0	0	0	0
No answer	9	0	0	0	0	24	0	0	0	0	0	0	0	0	0	24
Not applicable (Not punch 1 in WORKWEEK or did not do ISSP)	IAP	13626	354	7542	353	5009	10334	2817	2765	2812	4510	2023	2044	1974	2538	58701

OF THOSE SUPERVISING:

1593. How many are supervised?

[VAR: SUPNUM]

RESPONSE	PUNCH	YEAR														
		1972-82	1982B	1983-87	1987B	1988-91	1993-98	2000	2002	2004	2006	2008	2010	2012	2014	ALL
1-3	1-3	0	0	0	0	131	0	0	0	0	0	0	0	0	0	131
4-6	4-6	0	0	0	0	55	0	0	0	0	0	0	0	0	0	55
7-9	7-9	0	0	0	0	25	0	0	0	0	0	0	0	0	0	25
10-12	10-12	0	0	0	0	35	0	0	0	0	0	0	0	0	0	35
13-15	13-15	0	0	0	0	15	0	0	0	0	0	0	0	0	0	15
16-20	16-20	0	0	0	0	19	0	0	0	0	0	0	0	0	0	19
21-25	21-25	0	0	0	0	15	0	0	0	0	0	0	0	0	0	15
26-49	26-49	0	0	0	0	17	0	0	0	0	0	0	0	0	0	17
50-99	50-99	0	0	0	0	11	0	0	0	0	0	0	0	0	0	11
100-400	100-400	0	0	0	0	9	0	0	0	0	0	0	0	0	0	9
No answer	999	0	0	0	0	39	0	0	0	0	0	0	0	0	0	39
Not applicable (Not punch 1 in WORKWEEK, or punch 2 in SUPERVIS or did not do ISSP)	IAP	13626	354	7542	353	5536	10334	2817	2765	2812	4510	2023	2044	1974	2538	59228

REMARKS: This variable codes exact number of workers supervised in SUPNUM. The collapsed numbers above are for convenience of display only.

1594. And aside from your main job, do you have any other paid jobs, like a second job or other paid work?

[VAR: MOONLITE]

RESPONSE	PUNCH	YEAR														
		1972-82	1982B	1983-87	1987B	1988-91	1993-98	2000	2002	2004	2006	2008	2010	2012	2014	ALL
Yes, I have other regular paid work	1	0	0	0	0	71	0	0	0	0	0	0	0	0	0	71
Yes, I sometimes have other paid work	2	0	0	0	0	158	0	0	0	0	0	0	0	0	0	158
No, I never have other paid work (GO TO NUMSITES)	3	0	0	0	0	644	0	0	0	0	0	0	0	0	0	644
Don't know, No answer	9	0	0	0	0	25	0	0	0	0	0	0	0	0	0	25
Not applicable (Not punch 1 in WORKWEEK or did not do ISSP)	IAP	13626	354	7542	353	5009	10334	2817	2765	2812	4510	2023	2044	1974	2538	58701

ASKED OF THOSE WITH OTHER PAID WORK:

1595. How many hours per week do you normally work in these other jobs, not including time spent on traveling to work?

[VAR: OTHHRS]

<u>RESPONSE</u>	<u>PUNCH</u>	<u>YEAR</u>														
		<u>1972-82</u>	<u>1982B</u>	<u>1983-87</u>	<u>1987B</u>	<u>1988-91</u>	<u>1993-98</u>	<u>2000</u>	<u>2002</u>	<u>2004</u>	<u>2006</u>	<u>2008</u>	<u>2010</u>	<u>2012</u>	<u>2014</u>	<u>ALL</u>
1-3	1-3	0	0	0	0	38	0	0	0	0	0	0	0	0	0	38
4-6	4-6	0	0	0	0	35	0	0	0	0	0	0	0	0	0	35
7-9	7-9	0	0	0	0	15	0	0	0	0	0	0	0	0	0	15
10-12	10-12	0	0	0	0	36	0	0	0	0	0	0	0	0	0	36
14-19	14-19	0	0	0	0	25	0	0	0	0	0	0	0	0	0	25
20-30	20-30	0	0	0	0	30	0	0	0	0	0	0	0	0	0	30
31-40	31-40	0	0	0	0	14	0	0	0	0	0	0	0	0	0	14
41-50	41-50	0	0	0	0	8	0	0	0	0	0	0	0	0	0	8
51-90	51-90	0	0	0	0	9	0	0	0	0	0	0	0	0	0	9
Don't know	98	0	0	0	0	1	0	0	0	0	0	0	0	0	0	1
No answer	99	0	0	0	0	43	0	0	0	0	0	0	0	0	0	43
Not applicable (Not punch 1 in WORKWEEK, or punch 3 in MOONLITE, or did not do ISSP)	IAP	13626	354	7542	353	5653	10334	2817	2765	2812	4510	2023	2044	1974	2538	59345

REMARKS: This variable codes exact number of hours worked in OTHHRS. The collapsed numbers above are for convenience of display only.

1596. Does your company or the institution for which you work have more than one physical location (that is, other offices, branches, plants, stores, or subsidiaries)? (If you work for the government, does your agency or division have more than one physical location?)

[VAR: NUMSITES]

<u>RESPONSE</u>	<u>PUNCH</u>	<u>YEAR</u>														
		<u>1972-82</u>	<u>1982B</u>	<u>1983-87</u>	<u>1987B</u>	<u>1988-91</u>	<u>1993-98</u>	<u>2000</u>	<u>2002</u>	<u>2004</u>	<u>2006</u>	<u>2008</u>	<u>2010</u>	<u>2012</u>	<u>2014</u>	<u>ALL</u>
Yes	1	0	0	0	0	518	0	0	0	0	0	0	0	0	0	518
No (GO TO TOTALNUM)	2	0	0	0	0	267	0	0	0	0	0	0	0	0	0	267
No answer	9	0	0	0	0	43	0	0	0	0	0	0	0	0	0	43
Not applicable (Not punch 1 in WORKWEEK, or punch 1 in WORKWEEK but self-employed, or did not do ISSP)	IAP	13626	354	7542	353	5079	10334	2817	2765	2812	4510	2023	2044	1974	2538	58771

ASKED OF THOSE WHOSE EMPLOYERS HAVE MORE THAN ONE PHYSICAL LOCATION:

1597. About how many people work at the location where you work? (Count part-time as well as full-time employees in all areas, departments and buildings.)

[VAR: LOCALNUM]

<u>RESPONSE</u>	<u>PUNCH</u>	<u>YEAR</u>														
		<u>1972-82</u>	<u>1982B</u>	<u>1983-87</u>	<u>1987B</u>	<u>1988-91</u>	<u>1993-98</u>	<u>2000</u>	<u>2002</u>	<u>2004</u>	<u>2006</u>	<u>2008</u>	<u>2010</u>	<u>2012</u>	<u>2014</u>	<u>ALL</u>
1-9	1	0	0	0	0	319	1561	490	469	502	524	313	325	303	396	5202
10-49	2	0	0	0	0	370	1376	442	432	444	378	265	271	263	354	4595
50-99	3	0	0	0	0	191	646	216	236	216	238	145	156	123	184	2351
100-499	4	0	0	0	0	261	1133	361	321	353	354	247	212	236	306	3784
500-999	5	0	0	0	0	81	361	119	100	100	108	81	58	65	93	1166
1,000-1,999	6	0	0	0	0	47	258	95	94	63	74	65	39	55	59	849
More than 2,000	7	0	0	0	0	98	442	126	116	142	144	118	93	104	135	1518
Don't know	8	0	0	0	0	33	77	24	15	10	22	20	15	12	12	240
No answer	9	0	0	0	0	73	37	18	13	37	12	15	18	18	6	247
Not applicable (Punches 2, IAP in NUMSITES or did not do ISSP)	IAP	13626	354	7542	353	4434	4443	926	969	945	2656	754	857	795	993	39647

REMARKS: In 1991 this question was asked of all employed respondents as part of the Work Organization Module (Qs. GENEJOB-SPLOCNUM). While a screener question was used in 1989, it was not used in 1991. Additionally in 1991, respondents were given the hand card used with SPLOCNUM. In subsequent surveys, this question has been asked as it was in 1991. In 1989, it was asked of those whose employers have more than one physical location.

1598. About how many people are employed in the entire business, corporation or organization for which you work? (Count part-time as well as full-time employees. (If you work for the government, how many people are employed in your whole division or agency?))

[VAR: TOTALNUM]

<u>RESPONSE</u>	<u>PUNCH</u>	<u>YEAR</u>														
		<u>1972-82</u>	<u>1982B</u>	<u>1983-87</u>	<u>1987B</u>	<u>1988-91</u>	<u>1993-98</u>	<u>2000</u>	<u>2002</u>	<u>2004</u>	<u>2006</u>	<u>2008</u>	<u>2010</u>	<u>2012</u>	<u>2014</u>	<u>ALL</u>
1-9	1	0	0	0	0	81	0	0	0	0	0	0	0	0	0	81
10-49	2	0	0	0	0	124	0	0	0	0	0	0	0	0	0	124
50-99	3	0	0	0	0	58	0	0	0	0	0	0	0	0	0	58
100-499	4	0	0	0	0	135	0	0	0	0	0	0	0	0	0	135
500-999	5	0	0	0	0	50	0	0	0	0	0	0	0	0	0	50
1,000-1,999	6	0	0	0	0	38	0	0	0	0	0	0	0	0	0	38
2,000-9,999	7	0	0	0	0	83	0	0	0	0	0	0	0	0	0	83
10,000 or more	8	0	0	0	0	103	0	0	0	0	0	0	0	0	0	103
Don't know, No answer	9	0	0	0	0	156	0	0	0	0	0	0	0	0	0	156
Not applicable (Not punch 1 in WORKWEEK or punch 1 in WORKWEEK, but self-employed, or did not do ISSP)	IAP	13626	354	7542	353	5079	10334	2817	2765	2812	4510	2023	2044	1974	2538	58771

EMPLOYER-NUMEMPLY ARE FOR SELF-EMPLOYED WORKERS:

1599. Do you employ other people for pay?

[VAR: EMPLOYER]

<u>RESPONSE</u>	<u>PUNCH</u>	<u>YEAR</u>														
		<u>1972-82</u>	<u>1982B</u>	<u>1983-87</u>	<u>1987B</u>	<u>1988-91</u>	<u>1993-98</u>	<u>2000</u>	<u>2002</u>	<u>2004</u>	<u>2006</u>	<u>2008</u>	<u>2010</u>	<u>2012</u>	<u>2014</u>	<u>ALL</u>
Yes (GO TO NUMEMPLY)	1	0	0	0	0	50	0	0	0	0	0	0	0	0	0	50
No	2	0	0	0	0	20	0	0	0	0	0	0	0	0	0	20
Don't know, no answer	9	0	0	0	0	10	0	0	0	0	0	0	0	0	0	10
Not applicable (Punch not 1 on WRKSLF)	IAP	13626	354	7542	353	5827	10334	2817	2765	2812	4510	2023	2044	1974	2538	59519

1600. How many people do you employ (include part-time and full-time employees?)

[VAR: NUMEMPLY]

<u>RESPONSE</u>	<u>PUNCH</u>	<u>YEAR</u>						<u>2000</u>	<u>2002</u>	<u>2004</u>	<u>2006</u>	<u>2008</u>	<u>2010</u>	<u>2012</u>	<u>2014</u>	<u>ALL</u>
		<u>1972-82</u>	<u>1982B</u>	<u>1983-87</u>	<u>1987B</u>	<u>1988-91</u>	<u>1993-98</u>									
1-9	1	0	0	0	0	30	0	0	0	0	0	0	0	0	0	30
10-49	2	0	0	0	0	17	0	0	0	0	0	0	0	0	0	17
50-99	3	0	0	0	0	2	0	0	0	0	0	0	0	0	0	2
100-499	4	0	0	0	0	1	0	0	0	0	0	0	0	0	0	1
Don't know, No answer	9	0	0	0	0	10	0	0	0	0	0	0	0	0	0	10
Not applicable (Punch not 1 on WRKSLF and EMPLOYER)	IAP	13626	354	7542	353	5847	10334	2817	2765	2812	4510	2023	2044	1974	2538	59539

1601. In deciding on pay for two people doing the same kind of work, how important should be ...

A. How well the person does the job?

[VAR: PAYDOJOB]

<u>RESPONSE</u>	<u>PUNCH</u>	<u>YEAR</u>						<u>2000</u>	<u>2002</u>	<u>2004</u>	<u>2006</u>	<u>2008</u>	<u>2010</u>	<u>2012</u>	<u>2014</u>	<u>ALL</u>
		<u>1972-82</u>	<u>1982B</u>	<u>1983-87</u>	<u>1987B</u>	<u>1988-91</u>	<u>1993-98</u>									
Essential	1	0	0	0	0	0	576	0	0	0	0	0	0	0	0	576
Very important	2	0	0	0	0	0	516	0	0	0	0	0	0	0	0	516
Fairly important	3	0	0	0	0	0	74	0	0	0	0	0	0	0	0	74
Not very important	4	0	0	0	0	0	4	0	0	0	0	0	0	0	0	4
Not important at all	5	0	0	0	0	0	3	0	0	0	0	0	0	0	0	3
Don't know	8	0	0	0	0	0	12	0	0	0	0	0	0	0	0	12
No answer	9	0	0	0	0	0	38	0	0	0	0	0	0	0	0	38
Not applicable (Did not do ISSP)	IAP	13626	354	7542	353	5907	9111	2817	2765	2812	4510	2023	2044	1974	2538	58376

B. The person's family responsibilities?

[VAR: PAYFAM]

<u>RESPONSE</u>	<u>PUNCH</u>	<u>YEAR</u>														
		<u>1972-82</u>	<u>1982B</u>	<u>1983-87</u>	<u>1987B</u>	<u>1988-91</u>	<u>1993-98</u>	<u>2000</u>	<u>2002</u>	<u>2004</u>	<u>2006</u>	<u>2008</u>	<u>2010</u>	<u>2012</u>	<u>2014</u>	<u>ALL</u>
Essential	1	0	0	0	0	0	82	0	0	0	0	0	0	0	0	82
Very important	2	0	0	0	0	0	252	0	0	0	0	0	0	0	0	252
Fairly important	3	0	0	0	0	0	287	0	0	0	0	0	0	0	0	287
Not very important	4	0	0	0	0	0	324	0	0	0	0	0	0	0	0	324
Not important at all	5	0	0	0	0	0	209	0	0	0	0	0	0	0	0	209
Don't know	8	0	0	0	0	0	29	0	0	0	0	0	0	0	0	29
No answer	9	0	0	0	0	0	40	0	0	0	0	0	0	0	0	40
Not applicable (Did not do ISSP)	IAP	13626	354	7542	353	5907	9111	2817	2765	2812	4510	2023	2044	1974	2538	58376

C. The person's education and formal qualifications?

[VAR: PAYEDUC]

<u>RESPONSE</u>	<u>PUNCH</u>	<u>YEAR</u>														
		<u>1972-82</u>	<u>1982B</u>	<u>1983-87</u>	<u>1987B</u>	<u>1988-91</u>	<u>1993-98</u>	<u>2000</u>	<u>2002</u>	<u>2004</u>	<u>2006</u>	<u>2008</u>	<u>2010</u>	<u>2012</u>	<u>2014</u>	<u>ALL</u>
Essential	1	0	0	0	0	0	214	0	0	0	0	0	0	0	0	214
Very important	2	0	0	0	0	0	483	0	0	0	0	0	0	0	0	483
Fairly important	3	0	0	0	0	0	339	0	0	0	0	0	0	0	0	339
Not very important	4	0	0	0	0	0	99	0	0	0	0	0	0	0	0	99
Not important at all	5	0	0	0	0	0	39	0	0	0	0	0	0	0	0	39
Can't Choose	8	0	0	0	0	0	10	0	0	0	0	0	0	0	0	10
No answer	9	0	0	0	0	0	39	0	0	0	0	0	0	0	0	39
Not applicable (Did not do ISSP)	IAP	13626	354	7542	353	5907	9111	2817	2765	2812	4510	2023	2044	1974	2538	58376

D. How long the person has been with the firm?

[VAR: PAYTIME]

<u>RESPONSE</u>	<u>PUNCH</u>	<u>YEAR</u>														
		<u>1972-82</u>	<u>1982B</u>	<u>1983-87</u>	<u>1987B</u>	<u>1988-91</u>	<u>1993-98</u>	<u>2000</u>	<u>2002</u>	<u>2004</u>	<u>2006</u>	<u>2008</u>	<u>2010</u>	<u>2012</u>	<u>2014</u>	<u>ALL</u>
Essential	1	0	0	0	0	0	141	0	0	0	0	0	0	0	0	141
Very important	2	0	0	0	0	0	418	0	0	0	0	0	0	0	0	418
Fairly important	3	0	0	0	0	0	407	0	0	0	0	0	0	0	0	407
Not very important	4	0	0	0	0	0	144	0	0	0	0	0	0	0	0	144
Not important at all	5	0	0	0	0	0	50	0	0	0	0	0	0	0	0	50
Don't know	8	0	0	0	0	0	23	0	0	0	0	0	0	0	0	23
No answer	9	0	0	0	0	0	40	0	0	0	0	0	0	0	0	40
Not applicable (Did not do ISSP)	IAP	13626	354	7542	353	5907	9111	2817	2765	2812	4510	2023	2044	1974	2538	58376

1602. New kinds of technology are being introduced more and more in the United States: computers, robots, and so on. Do you think these new technologies will over the next few years...

[VAR: TECHJOBS]

<u>RESPONSE</u>	<u>PUNCH</u>	<u>YEAR</u>														
		<u>1972-82</u>	<u>1982B</u>	<u>1983-87</u>	<u>1987B</u>	<u>1988-91</u>	<u>1993-98</u>	<u>2000</u>	<u>2002</u>	<u>2004</u>	<u>2006</u>	<u>2008</u>	<u>2010</u>	<u>2012</u>	<u>2014</u>	<u>ALL</u>
...greatly increase the number of jobs?	1	0	0	0	0	0	183	0	0	0	0	0	0	0	0	183
...slightly increase the number of jobs?	2	0	0	0	0	0	238	0	0	0	0	0	0	0	0	238
...make no difference to the number of jobs?	3	0	0	0	0	0	129	0	0	0	0	0	0	0	0	129
...slightly reduce the number of jobs?	4	0	0	0	0	0	329	0	0	0	0	0	0	0	0	329
...greatly reduce the number of jobs?	5	0	0	0	0	0	232	0	0	0	0	0	0	0	0	232
Can't choose	8	0	0	0	0	0	87	0	0	0	0	0	0	0	0	87
No answer	9	0	0	0	0	0	25	0	0	0	0	0	0	0	0	25
Not applicable (Did not do ISSP)	IAP	13626	354	7542	353	5907	9111	2817	2765	2812	4510	2023	2044	1974	2538	58376

1603. Do you think that the introduction of new technologies in the United States over the next few years will make work...

[VAR: TECHWORK]

<u>RESPONSE</u>	<u>PUNCH</u>	<u>YEAR</u>														
		<u>1972-82</u>	<u>1982B</u>	<u>1983-87</u>	<u>1987B</u>	<u>1988-91</u>	<u>1993-98</u>	<u>2000</u>	<u>2002</u>	<u>2004</u>	<u>2006</u>	<u>2008</u>	<u>2010</u>	<u>2012</u>	<u>2014</u>	<u>ALL</u>
...much more interesting?	1	0	0	0	0	0	349	0	0	0	0	0	0	0	0	349
...a little more interesting?	2	0	0	0	0	0	411	0	0	0	0	0	0	0	0	411
...neither more nor less interesting?	3	0	0	0	0	0	224	0	0	0	0	0	0	0	0	224
...a little less interesting?	4	0	0	0	0	0	87	0	0	0	0	0	0	0	0	87
...much less interesting?	5	0	0	0	0	0	45	0	0	0	0	0	0	0	0	45
Can't choose	8	0	0	0	0	0	84	0	0	0	0	0	0	0	0	84
No answer	9	0	0	0	0	0	23	0	0	0	0	0	0	0	0	23
Not applicable (Did not do ISSP)	IAP	13626	354	7542	353	5907	9111	2817	2765	2812	4510	2023	2044	1974	2538	58376

1604. Suppose you could decide on your work situation at present. Which of the following would you prefer?

[VAR: WANTJOB1]

<u>RESPONSE</u>	<u>PUNCH</u>	<u>YEAR</u>														
		<u>1972-82</u>	<u>1982B</u>	<u>1983-87</u>	<u>1987B</u>	<u>1988-91</u>	<u>1993-98</u>	<u>2000</u>	<u>2002</u>	<u>2004</u>	<u>2006</u>	<u>2008</u>	<u>2010</u>	<u>2012</u>	<u>2014</u>	<u>ALL</u>
A full-time job [30 hours or more per week]	1	0	0	0	0	0	672	0	0	0	963	0	0	0	0	1635
A part-time job [10-29 hours per week]	2	0	0	0	0	0	325	0	0	0	346	0	0	0	0	671
A job with less than [10] hours a week	3	0	0	0	0	0	69	0	0	0	53	0	0	0	0	122
No paid job at all	4	0	0	0	0	0	120	0	0	0	139	0	0	0	0	259
Don't know	8	0	0	0	0	0		0	0	0	13	0	0	0	0	13
No answer	9	0	0	0	0	0	37	0	0	0	4	0	0	0	0	41
Not applicable (Did not do ISSP)	IAP	13626	354	7542	353	5907	9111	2817	2765	2812	2992	2023	2044	1974	2538	56858

1605. Are you currently working for pay?

[VAR: WORKNOW]

<u>RESPONSE</u>	<u>PUNCH</u>	<u>YEAR</u>														
		<u>1972-82</u>	<u>1982B</u>	<u>1983-87</u>	<u>1987B</u>	<u>1988-91</u>	<u>1993-98</u>	<u>2000</u>	<u>2002</u>	<u>2004</u>	<u>2006</u>	<u>2008</u>	<u>2010</u>	<u>2012</u>	<u>2014</u>	<u>ALL</u>
Yes	1	0	0	0	0	0	851	0	0	0	0	0	0	0	0	851
No	2	0	0	0	0	0	358	0	0	0	0	0	0	0	0	358
Don't know	8	0	0	0	0	0	0	0	0	0	0	0	0	0	0	0
No answer	9	0	0	0	0	0	14	0	0	0	0	0	0	0	0	14
Not applicable (Did not do ISSP)	IAP	13626	354	7542	353	5907	9111	2817	2765	2812	4510	2023	2044	1974	2538	58376

1606. Which of the following statements best describes how your working hours are decided? (By working hours we mean here the times you start and finish work, and not the total hours you work per week or month.)

[VAR: SETHOURS]

<u>RESPONSE</u>	<u>PUNCH</u>	<u>YEAR</u>														
		<u>1972-82</u>	<u>1982B</u>	<u>1983-87</u>	<u>1987B</u>	<u>1988-91</u>	<u>1993-98</u>	<u>2000</u>	<u>2002</u>	<u>2004</u>	<u>2006</u>	<u>2008</u>	<u>2010</u>	<u>2012</u>	<u>2014</u>	<u>ALL</u>
Starting and finishing times are decided by my employer and I cannot change them on my own	1	0	0	0	0	0	390	0	0	0	450	0	0	0	0	840
I can decide the time I start and finish work, within certain limits	2	0	0	0	0	0	364	0	0	0	404	0	0	0	0	768
I am entirely free to decide when I start and finish work	3	0	0	0	0	0	79	0	0	0	160	0	0	0	0	239
Don't know	8	0	0	0	0	0	0	0	0	0	2	0	0	0	0	2
No answer	9	0	0	0	0	0	32	0	0	0	2	0	0	0	0	34
Not applicable (Did not do ISSP)	IAP	13626	354	7542	353	5907	9469	2817	2765	2812	3492	2023	2044	1974	2538	57716

1607. Which of the following statements best describes where you work?

[VAR: PLACEWRK]

<u>RESPONSE</u>	<u>PUNCH</u>	<u>YEAR</u>														
		<u>1972-82</u>	<u>1982B</u>	<u>1983-87</u>	<u>1987B</u>	<u>1988-91</u>	<u>1993-98</u>	<u>2000</u>	<u>2002</u>	<u>2004</u>	<u>2006</u>	<u>2008</u>	<u>2010</u>	<u>2012</u>	<u>2014</u>	<u>ALL</u>
I usually work in one place away from home (e.g., office or factory)	1	0	0	0	0	0	616	0	0	0	0	0	0	0	0	616
I usually work at home	2	0	0	0	0	0	31	0	0	0	0	0	0	0	0	31
I usually work part of the week at home and part at one place away from home	3	0	0	0	0	0	38	0	0	0	0	0	0	0	0	38
I usually work in a variety of places	4	0	0	0	0	0	146	0	0	0	0	0	0	0	0	146
Don't know	8	0	0	0	0	0	0	0	0	0	0	0	0	0	0	0
No answer	9	0	0	0	0	0	34	0	0	0	0	0	0	0	0	34
Not applicable (Did not do ISSP)	IAP	13626	354	7542	353	5907	9469	2817	2765	2812	4510	2023	2044	1974	2538	58734

1608. Which of the following describes your present job situation?

[VAR: WKTENURE]

<u>RESPONSE</u>	<u>PUNCH</u>	<u>YEAR</u>														
		<u>1972-82</u>	<u>1982B</u>	<u>1983-87</u>	<u>1987B</u>	<u>1988-91</u>	<u>1993-98</u>	<u>2000</u>	<u>2002</u>	<u>2004</u>	<u>2006</u>	<u>2008</u>	<u>2010</u>	<u>2012</u>	<u>2014</u>	<u>ALL</u>
It is a job with no written contract	1	0	0	0	0	0	335	0	0	0	0	0	0	0	0	335
It is a fixed-term job lasting less than 12 months	2	0	0	0	0	0	37	0	0	0	0	0	0	0	0	37
It is a fixed-term job lasting one year or more	3	0	0	0	0	0	53	0	0	0	0	0	0	0	0	53
It is a job with no set time limit	4	0	0	0	0	0	368	0	0	0	0	0	0	0	0	368
Can't choose	8	0	0	0	0	0	43	0	0	0	0	0	0	0	0	43
No answer	9	0	0	0	0	0	29	0	0	0	0	0	0	0	0	29
Not applicable (Did not do ISSP)	IAP	13626	354	7542	353	5907	9469	2817	2765	2812	4510	2023	2044	1974	2538	58734

1609. How much of your past work experience and/or job skills can you make use of in your present job?

[VAR: USESKILL]

<u>RESPONSE</u>	<u>PUNCH</u>	<u>YEAR</u>														
		<u>1972-82</u>	<u>1982B</u>	<u>1983-87</u>	<u>1987B</u>	<u>1988-91</u>	<u>1993-98</u>	<u>2000</u>	<u>2002</u>	<u>2004</u>	<u>2006</u>	<u>2008</u>	<u>2010</u>	<u>2012</u>	<u>2014</u>	<u>ALL</u>
Almost none	1	0	0	0	0	0	89	0	0	0	101	0	0	0	477	667
A little	2	0	0	0	0	0	160	0	0	0	230	0	0	0	670	1060
A lot	3	0	0	0	0	0	195	0	0	0	279	0	0	0	82	556
Almost all	4	0	0	0	0	0	361	0	0	0	401	0	0	0	13	775
Can't choose	8	0	0	0	0	0	30	0	0	0	5	0	0	0	2	37
No answer	9	0	0	0	0	0	30	0	0	0	2	0	0	0	6	38
Not applicable (Did not do ISSP)	IAP	13626	354	7542	353	5907	9469	2817	2765	2812	3492	2023	2044	1974	1288	56466

1610. Now think about the skills that you actually use in your job. How important would you say each of the following was in developing these skills?

A. School, college, or university

[VAR: EDCSKILL]

<u>RESPONSE</u>	<u>PUNCH</u>	<u>YEAR</u>														
		<u>1972-82</u>	<u>1982B</u>	<u>1983-87</u>	<u>1987B</u>	<u>1988-91</u>	<u>1993-98</u>	<u>2000</u>	<u>2002</u>	<u>2004</u>	<u>2006</u>	<u>2008</u>	<u>2010</u>	<u>2012</u>	<u>2014</u>	<u>ALL</u>
Very important	1	0	0	0	0	0	218	0	0	0	0	0	0	0	0	218
Important	2	0	0	0	0	0	271	0	0	0	0	0	0	0	0	271
Neither important nor unimportant	3	0	0	0	0	0	127	0	0	0	0	0	0	0	0	127
Not important	4	0	0	0	0	0	101	0	0	0	0	0	0	0	0	101
Not important at all	5	0	0	0	0	0	82	0	0	0	0	0	0	0	0	82
Can't choose	8	0	0	0	0	0	9	0	0	0	0	0	0	0	0	9
No answer	9	0	0	0	0	0	57	0	0	0	0	0	0	0	0	57
Not applicable (Did not do ISSP)	IAP	13626	354	7542	353	5907	9469	2817	2765	2812	4510	2023	2044	1974	2538	58734

B. Training or experience gained in my present or a previous job

[VAR: JOBSKILL]

<u>RESPONSE</u>	<u>PUNCH</u>	<u>YEAR</u>														
		<u>1972-82</u>	<u>1982B</u>	<u>1983-87</u>	<u>1987B</u>	<u>1988-91</u>	<u>1993-98</u>	<u>2000</u>	<u>2002</u>	<u>2004</u>	<u>2006</u>	<u>2008</u>	<u>2010</u>	<u>2012</u>	<u>2014</u>	<u>ALL</u>
Very important	1	0	0	0	0	0	408	0	0	0	0	0	0	0	0	408
Important	2	0	0	0	0	0	294	0	0	0	0	0	0	0	0	294
Neither important nor unimportant	3	0	0	0	0	0	71	0	0	0	0	0	0	0	0	71
Not important	4	0	0	0	0	0	23	0	0	0	0	0	0	0	0	23
Not important at all	5	0	0	0	0	0	26	0	0	0	0	0	0	0	0	26
Can't choose	8	0	0	0	0	0	7	0	0	0	0	0	0	0	0	7
No answer	9	0	0	0	0	0	36	0	0	0	0	0	0	0	0	36
Not applicable (Did not do ISSP)	IAP	13626	354	7542	353	5907	9469	2817	2765	2812	4510	2023	2044	1974	2538	58734

1611. To what extent do you agree or disagree with each of the following statements?

A. I am willing to work harder than I have to in order to help the firm or organization I work for succeed.

[VAR: HELPPORG1]

<u>RESPONSE</u>	<u>PUNCH</u>	<u>YEAR</u>														
		<u>1972-82</u>	<u>1982B</u>	<u>1983-87</u>	<u>1987B</u>	<u>1988-91</u>	<u>1993-98</u>	<u>2000</u>	<u>2002</u>	<u>2004</u>	<u>2006</u>	<u>2008</u>	<u>2010</u>	<u>2012</u>	<u>2014</u>	<u>ALL</u>
Strongly agree	1	0	0	0	0	0	190	0	0	0	364	0	0	0	0	554
Agree	2	0	0	0	0	0	434	0	0	0	447	0	0	0	0	881
Neither agree nor disagree	3	0	0	0	0	0	141	0	0	0	138	0	0	0	0	279
Disagree	4	0	0	0	0	0	43	0	0	0	45	0	0	0	0	88
Strongly disagree	5	0	0	0	0	0	4	0	0	0	17	0	0	0	0	21
Can't choose	8	0	0	0	0	0	9	0	0	0	4	0	0	0	0	13
No answer	9	0	0	0	0	0	44	0	0	0	3	0	0	0	0	47
Not applicable (Did not do ISSP)	IAP	13626	354	7542	353	5907	9469	2817	2765	2812	3492	2023	2044	1974	2538	57716

B. I am proud to be working for my firm or organization.

[VAR: PRIDEORG]

<u>RESPONSE</u>	<u>PUNCH</u>	<u>YEAR</u>											<u>ALL</u>			
		<u>1972-82</u>	<u>1982B</u>	<u>1983-87</u>	<u>1987B</u>	<u>1988-91</u>	<u>1993-98</u>	<u>2000</u>	<u>2002</u>	<u>2004</u>	<u>2006</u>	<u>2008</u>		<u>2010</u>	<u>2012</u>	<u>2014</u>
Strongly agree	1	0	0	0	0	0	192	0	0	0	369	0	0	0	0	561
Agree	2	0	0	0	0	0	417	0	0	0	473	0	0	0	0	890
Neither agree nor disagree	3	0	0	0	0	0	165	0	0	0	120	0	0	0	0	285
Disagree	4	0	0	0	0	0	32	0	0	0	37	0	0	0	0	69
Strongly disagree	5	0	0	0	0	0	5	0	0	0	16	0	0	0	0	21
Can't choose	8	0	0	0	0	0	9	0	0	0	1	0	0	0	0	10
No answer	9	0	0	0	0	0	45	0	0	0	2	0	0	0	0	47
Not applicable (Did not do ISSP)	IAP	13626	354	7542	353	5907	9469	2817	2765	2812	3492	2023	2044	1974	2538	57716

C. Given the chance, I would change my present type of work for something different.

[VAR: CHNGWORK]

<u>RESPONSE</u>	<u>PUNCH</u>	<u>YEAR</u>											<u>ALL</u>			
		<u>1972-82</u>	<u>1982B</u>	<u>1983-87</u>	<u>1987B</u>	<u>1988-91</u>	<u>1993-98</u>	<u>2000</u>	<u>2002</u>	<u>2004</u>	<u>2006</u>	<u>2008</u>		<u>2010</u>	<u>2012</u>	<u>2014</u>
Strongly agree	1	0	0	0	0	0	111	0	0	0	0	0	0	0	0	111
Agree	2	0	0	0	0	0	210	0	0	0	0	0	0	0	0	210
Neither agree nor disagree	3	0	0	0	0	0	188	0	0	0	0	0	0	0	0	188
Disagree	4	0	0	0	0	0	214	0	0	0	0	0	0	0	0	214
Strongly disagree	5	0	0	0	0	0	87	0	0	0	0	0	0	0	0	87
Can't choose	8	0	0	0	0	0	11	0	0	0	0	0	0	0	0	11
No answer	9	0	0	0	0	0	44	0	0	0	0	0	0	0	0	44
Not applicable (Did not do ISSP)	IAP	13626	354	7542	353	5907	9469	2817	2765	2812	4510	2023	2044	1974	2538	58734

D. I would turn down another job that offered quite a bit more pay in order to stay with this organization.

[VAR: STAYORG3]

<u>RESPONSE</u>	<u>PUNCH</u>	<u>YEAR</u>														
		<u>1972-82</u>	<u>1982B</u>	<u>1983-87</u>	<u>1987B</u>	<u>1988-91</u>	<u>1993-98</u>	<u>2000</u>	<u>2002</u>	<u>2004</u>	<u>2006</u>	<u>2008</u>	<u>2010</u>	<u>2012</u>	<u>2014</u>	<u>ALL</u>
Strongly agree	1	0	0	0	0	0	45	0	0	0	128	0	0	0	0	173
Agree	2	0	0	0	0	0	122	0	0	0	201	0	0	0	0	323
Neither agree nor disagree	3	0	0	0	0	0	201	0	0	0	181	0	0	0	0	382
Disagree	4	0	0	0	0	0	288	0	0	0	314	0	0	0	0	602
Strongly disagree	5	0	0	0	0	0	136	0	0	0	187	0	0	0	0	323
Can't choose	8	0	0	0	0	0	29	0	0	0	5	0	0	0	0	34
No answer	9	0	0	0	0	0	44	0	0	0	2	0	0	0	0	46
Not applicable (Did not do ISSP)	IAP	13626	354	7542	353	5907	9469	2817	2765	2812	3492	2023	2044	1974	2538	57716

E. I am proud of the type of work I do.

[VAR: PROUDWRK]

<u>RESPONSE</u>	<u>PUNCH</u>	<u>YEAR</u>														
		<u>1972-82</u>	<u>1982B</u>	<u>1983-87</u>	<u>1987B</u>	<u>1988-91</u>	<u>1993-98</u>	<u>2000</u>	<u>2002</u>	<u>2004</u>	<u>2006</u>	<u>2008</u>	<u>2010</u>	<u>2012</u>	<u>2014</u>	<u>ALL</u>
Strongly agree	1	0	0	0	0	0	253	0	0	0	0	0	0	0	0	253
Agree	2	0	0	0	0	0	385	0	0	0	0	0	0	0	0	385
Neither agree nor disagree	3	0	0	0	0	0	143	0	0	0	0	0	0	0	0	143
Disagree	4	0	0	0	0	0	26	0	0	0	0	0	0	0	0	26
Strongly disagree	5	0	0	0	0	0	14	0	0	0	0	0	0	0	0	14
Can't choose	8	0	0	0	0	0	4	0	0	0	0	0	0	0	0	4
No answer	9	0	0	0	0	0	40	0	0	0	0	0	0	0	0	40
Not applicable (Did not do ISSP)	IAP	13626	354	7542	353	5907	9469	2817	2765	2812	4510	2023	2044	1974	2538	58734

1612. About how many days have you been absent from work in the last 6 months (not counting vacation)?

[VAR: ABSENT]

RESPONSE	PUNCH	YEAR														
		1972-82	1982B	1983-87	1987B	1988-91	1993-98	2000	2002	2004	2006	2008	2010	2012	2014	ALL
More than 20 days	1	0	0	0	0	0	39	0	0	0	0	0	0	0	0	39
11 to 20 days	2	0	0	0	0	0	20	0	0	0	0	0	0	0	0	20
6 to 10 days	3	0	0	0	0	0	39	0	0	0	0	0	0	0	0	39
1 to 5 days	4	0	0	0	0	0	403	0	0	0	0	0	0	0	0	403
None	5	0	0	0	0	0	306	0	0	0	0	0	0	0	0	306
Can't choose	8	0	0	0	0	0	21	0	0	0	0	0	0	0	0	21
No answer	9	0	0	0	0	0	37	0	0	0	0	0	0	0	0	37
Not applicable (Did not do ISSP)	IAP	13626	354	7542	353	5907	9469	2817	2765	2812	4510	2023	2044	1974	2538	58734

1613. All in all, how likely is it that you will try to find a job with another firm or organization within the next 12 months?

[VAR: LEAVEJOB]

RESPONSE	PUNCH	YEAR														
		1972-82	1982B	1983-87	1987B	1988-91	1993-98	2000	2002	2004	2006	2008	2010	2012	2014	ALL
Very likely	1	0	0	0	0	0	115	0	0	0	152	0	0	0	0	267
Likely	2	0	0	0	0	0	134	0	0	0	153	0	0	0	0	287
Unlikely	3	0	0	0	0	0	201	0	0	0	267	0	0	0	0	468
Very unlikely	4	0	0	0	0	0	354	0	0	0	436	0	0	0	0	790
Can't choose	8	0	0	0	0	0	26	0	0	0	6	0	0	0	0	32
No answer	9	0	0	0	0	0	35	0	0	0	4	0	0	0	0	39
Not applicable (Did not do ISSP)	IAP	13626	354	7542	353	5907	9469	2817	2765	2812	3492	2023	2044	1974	2538	57716

1614. To what extent, if at all, do you worry about the possibility of losing your job?

[VAR: WORRYJOB]

RESPONSE	PUNCH	YEAR														
		1972-82	1982B	1983-87	1987B	1988-91	1993-98	2000	2002	2004	2006	2008	2010	2012	2014	ALL
I worry a great deal	1	0	0	0	0	0	30	0	0	0	48	0	0	0	0	78
I worry to some extent	2	0	0	0	0	0	105	0	0	0	141	0	0	0	0	246
I worry a little	3	0	0	0	0	0	232	0	0	0	264	0	0	0	0	496
I don't worry at all	4	0	0	0	0	0	464	0	0	0	563	0	0	0	0	1027
Don't know	8	0	0	0	0	0	1	0	0	0	0	0	0	0	0	1
No answer	9	0	0	0	0	0	33	0	0	0	2	0	0	0	0	35
Not applicable (Did not do ISSP)	IAP	13626	354	7542	353	5907	9469	2817	2765	2812	3492	2023	2044	1974	2538	57716

PLEASE ANSWER EVJOB-ECONSUP IF YOU ARE NOT CURRENTLY WORKING FOR PAY.

1615. Have you ever had a paid job for one year or more?

[VAR: EVJOB]

<u>RESPONSE</u>	<u>PUNCH</u>	<u>YEAR</u>														
		<u>1972-82</u>	<u>1982B</u>	<u>1983-87</u>	<u>1987B</u>	<u>1988-91</u>	<u>1993-98</u>	<u>2000</u>	<u>2002</u>	<u>2004</u>	<u>2006</u>	<u>2008</u>	<u>2010</u>	<u>2012</u>	<u>2014</u>	<u>ALL</u>
Yes (GO TO YRJOBEND)	1	0	0	0	0	0	274	0	0	0	442	0	0	0	0	716
No (GO TO WHYJBEND)	2	0	0	0	0	0	63	0	0	0	57	0	0	0	0	120
Don't know	8	0	0	0	0	0	0	0	0	0	1	0	0	0	0	1
No answer	9	0	0	0	0	0	35	0	0	0	2	0	0	0	0	37
Not applicable (Punch not 2 on MOONLITE or did not do ISSP)	IAP	13626	354	7542	353	5907	9962	2817	2765	2812	4008	2023	2044	1974	2538	58725

1616. When did your last paid job end?

[VAR: YRJOBEND]

<u>RESPONSE</u>	<u>PUNCH</u>	<u>YEAR</u>														
		<u>1972-82</u>	<u>1982B</u>	<u>1983-87</u>	<u>1987B</u>	<u>1988-91</u>	<u>1993-98</u>	<u>2000</u>	<u>2002</u>	<u>2004</u>	<u>2006</u>	<u>2008</u>	<u>2010</u>	<u>2012</u>	<u>2014</u>	<u>ALL</u>
Before 1941	1900-1940	0	0	0	0	0	0	0	0	0	1	0	0	0	0	1
1941-1950	1941-1950	0	0	0	0	0	6	0	0	0	1	0	0	0	0	7
1951-1960	1951-1960	0	0	0	0	0	6	0	0	0	7	0	0	0	0	13
1961-1970	1961-1970	0	0	0	0	0	13	0	0	0	10	0	0	0	0	23
1971-1980	1971-1980	0	0	0	0	0	27	0	0	0	20	0	0	0	0	47
1981-1990	1981-1990	0	0	0	0	0	57	0	0	0	77	0	0	0	0	134
1991-2000	1991-2000	0	0	0	0	0	138	0	0	0	106	0	0	0	0	244
2000-2006	2001-20xx	0	0	0	0	0	0	0	0	0	212	0	0	0	0	212
No answer	9999	0	0	0	0	0	62	0	0	0	10	0	0	0	0	72
Not applicable (Punch not 2 on MOONLITE, not 1 or did not do ISSP)	IAP	13626	354	7542	353	5907	10025	2817	2765	2812	4066	2023	2044	1974	2538	58846

REMARKS: This variable codes the right most two years of the last year worked (e.g. 1942=42). The number above have been collapsed for convenience of display.

1617. What was the main reason that your job ended?

[VAR: WHYJBEND]

<u>RESPONSE</u>	<u>PUNCH</u>	<u>YEAR</u>														
		<u>1972-82</u>	<u>1982B</u>	<u>1983-87</u>	<u>1987B</u>	<u>1988-91</u>	<u>1993-98</u>	<u>2000</u>	<u>2002</u>	<u>2004</u>	<u>2006</u>	<u>2008</u>	<u>2010</u>	<u>2012</u>	<u>2014</u>	<u>ALL</u>
I reached retirement age	1	0	0	0	0	0	75	0	0	0	80	0	0	0	0	155
I retired early, by choice	2	0	0	0	0	0	45	0	0	0	66	0	0	0	0	111
I retired early, <u>not</u> by choice	3	0	0	0	0	0	3	0	0	0	16	0	0	0	0	19
I became (permanently) disabled	4	0	0	0	0	0	32	0	0	0	93	0	0	0	0	125
My place of work was shut down	5	0	0	0	0	0	16	0	0	0	34	0	0	0	0	50
I was dismissed	6	0	0	0	0	0	12	0	0	0	17	0	0	0	0	29
My term of employment/ contract ended	7	0	0	0	0	0	15	0	0	0	34	0	0	0	0	49
Family responsibilities	8	0	0	0	0	0	55	0	0	0	78	0	0	0	0	133
I got married	9	0	0	0	0	0	47	0	0	0	14	0	0	0	0	61
Don't know, no answer	0	0	0	0	0	0	9	0	0	0	12	0	0	0	0	21
Not applicable (Punch not 2 on MOONLITE or did not do ISSP)	IAP	13626	354	7542	353	5907	10025	2817	2765	2812	4066	2023	2044	1974	2538	58846

1618. Would you like to have a paid job, either now or in the future?

[VAR: WANTJOB2]

<u>RESPONSE</u>	<u>PUNCH</u>	<u>YEAR</u>														
		<u>1972-82</u>	<u>1982B</u>	<u>1983-87</u>	<u>1987B</u>	<u>1988-91</u>	<u>1993-98</u>	<u>2000</u>	<u>2002</u>	<u>2004</u>	<u>2006</u>	<u>2008</u>	<u>2010</u>	<u>2012</u>	<u>2014</u>	<u>ALL</u>
Yes	1	0	0	0	0	0	158	0	0	0	277	0	0	0	0	435
No	2	0	0	0	0	0	180	0	0	0	220	0	0	0	0	400
Don't know	8	0	0	0	0	0	1	0	0	0	2	0	0	0	0	3
No answer	9	0	0	0	0	0	33	0	0	0	3	0	0	0	0	36
Not applicable (Punch not 2 on MOONLITE or did not do ISSP)	IAP	13626	354	7542	353	5907	9962	2817	2765	2812	4008	2023	2044	1974	2538	58725

1619. How likely do you think it is that you would find a job?

[VAR: GETJOB]

<u>RESPONSE</u>	<u>PUNCH</u>	<u>YEAR</u>														
		<u>1972-82</u>	<u>1982B</u>	<u>1983-87</u>	<u>1987B</u>	<u>1988-91</u>	<u>1993-98</u>	<u>2000</u>	<u>2002</u>	<u>2004</u>	<u>2006</u>	<u>2008</u>	<u>2010</u>	<u>2012</u>	<u>2014</u>	<u>ALL</u>
Very likely	1	0	0	0	0	0	80	0	0	0	151	0	0	0	0	231
Likely	2	0	0	0	0	0	82	0	0	0	111	0	0	0	0	193
Unlikely	3	0	0	0	0	0	37	0	0	0	81	0	0	0	0	118
Very unlikely	4	0	0	0	0	0	109	0	0	0	143	0	0	0	0	252
Can't choose	8	0	0	0	0	0	29	0	0	0	12	0	0	0	0	41
No answer	9	0	0	0	0	0	35	0	0	0	4	0	0	0	0	39
Not applicable (Punch not 2 on MOONLITE or did not do ISSP)	IAP	13626	354	7542	353	5907	9962	2817	2765	2812	4008	2023	2044	1974	2538	58725

1620. Are you currently looking for a job?

[VAR: LOOKJOB]

<u>RESPONSE</u>	<u>PUNCH</u>	<u>YEAR</u>														
		<u>1972-82</u>	<u>1982B</u>	<u>1983-87</u>	<u>1987B</u>	<u>1988-91</u>	<u>1993-98</u>	<u>2000</u>	<u>2002</u>	<u>2004</u>	<u>2006</u>	<u>2008</u>	<u>2010</u>	<u>2012</u>	<u>2014</u>	<u>ALL</u>
Yes	1	0	0	0	0	0	65	0	0	0	85	0	0	0	0	150
No	2	0	0	0	0	0	276	0	0	0	413	0	0	0	0	689
Don't know	8	0	0	0	0	0	0	0	0	0	1	0	0	0	0	1
No answer	9	0	0	0	0	0	31	0	0	0	3	0	0	0	0	34
Not applicable (Punch not 2 on MOONLITE or did not do ISSP)	IAP	13626	354	7542	353	5907	9962	2817	2765	2812	4008	2023	2044	1974	2538	58725

1621. Thinking about the last 12 months, have you done any of the following in order to find a job?

A. Registered at a public employment agency?

[VAR: PUBAGNCY]

<u>RESPONSE</u>	<u>PUNCH</u>	<u>YEAR</u>						<u>2000</u>	<u>2002</u>	<u>2004</u>	<u>2006</u>	<u>2008</u>	<u>2010</u>	<u>2012</u>	<u>2014</u>	<u>ALL</u>
		<u>1972-82</u>	<u>1982B</u>	<u>1983-87</u>	<u>1987B</u>	<u>1988-91</u>	<u>1993-98</u>									
No	1	0	0	0	0	0	274	0	0	0	448	0	0	0	0	722
Yes, once or twice	2	0	0	0	0	0	24	0	0	0	41	0	0	0	0	65
Yes, more than twice	3	0	0	0	0	0	7	0	0	0	9	0	0	0	0	16
Don't know	8	0	0	0	0	0	0	0	0	0	0	0	0	0	0	0
No answer	9	0	0	0	0	0	67	0	0	0	4	0	0	0	0	71
Not applicable (Punch not 2 on MOONLITE or did not do ISSP)	IAP	13626	354	7542	353	5907	9962	2817	2765	2812	4008	2023	2044	1974	2538	58725

B. Registered at a private employment agency?

[VAR: PRIAGNCY]

<u>RESPONSE</u>	<u>PUNCH</u>	<u>YEAR</u>						<u>2000</u>	<u>2002</u>	<u>2004</u>	<u>2006</u>	<u>2008</u>	<u>2010</u>	<u>2012</u>	<u>2014</u>	<u>ALL</u>
		<u>1972-82</u>	<u>1982B</u>	<u>1983-87</u>	<u>1987B</u>	<u>1988-91</u>	<u>1993-98</u>									
No	1	0	0	0	0	0	284	0	0	0	468	0	0	0	0	752
Yes, once or twice	2	0	0	0	0	0	15	0	0	0	23	0	0	0	0	38
Yes, more than twice	3	0	0	0	0	0	3	0	0	0	7	0	0	0	0	10
Don't know	8	0	0	0	0	0	0	0	0	0	0	0	0	0	0	0
No answer	9	0	0	0	0	0	70	0	0	0	4	0	0	0	0	74
Not applicable (Punch not 2 on MOONLITE or did not do ISSP)	IAP	13626	354	7542	353	5907	9962	2817	2765	2812	4008	2023	2044	1974	2538	58725

C. Answered advertisements for jobs?

[VAR: WANTADS]

<u>RESPONSE</u>	<u>PUNCH</u>	<u>YEAR</u>														
		<u>1972-82</u>	<u>1982B</u>	<u>1983-87</u>	<u>1987B</u>	<u>1988-91</u>	<u>1993-98</u>	<u>2000</u>	<u>2002</u>	<u>2004</u>	<u>2006</u>	<u>2008</u>	<u>2010</u>	<u>2012</u>	<u>2014</u>	<u>ALL</u>
No	1	0	0	0	0	0	259	0	0	0	428	0	0	0	0	687
Yes, once or twice	2	0	0	0	0	0	30	0	0	0	31	0	0	0	0	61
Yes, more than twice	3	0	0	0	0	0	17	0	0	0	39	0	0	0	0	56
Don't know	8	0	0	0	0	0	0	0	0	0	0	0	0	0	0	0
No answer	9	0	0	0	0	0	66	0	0	0	4	0	0	0	0	70
Not applicable (Punch not 2 on MOONLITE or did not do ISSP)	IAP	13626	354	7542	353	5907	9962	2817	2765	2812	4008	2023	2044	1974	2538	58725

D. Advertised for a job in newspapers or journals?

[VAR: ADFORJOB]

<u>RESPONSE</u>	<u>PUNCH</u>	<u>YEAR</u>														
		<u>1972-82</u>	<u>1982B</u>	<u>1983-87</u>	<u>1987B</u>	<u>1988-91</u>	<u>1993-98</u>	<u>2000</u>	<u>2002</u>	<u>2004</u>	<u>2006</u>	<u>2008</u>	<u>2010</u>	<u>2012</u>	<u>2014</u>	<u>ALL</u>
No	1	0	0	0	0	0	278	0	0	0	478	0	0	0	0	756
Yes, once or twice	2	0	0	0	0	0	14	0	0	0	11	0	0	0	0	25
Yes, more than twice	3	0	0	0	0	0	8	0	0	0	9	0	0	0	0	17
Don't know	8	0	0	0	0	0	0	0	0	0	0	0	0	0	0	0
No answer	9	0	0	0	0	0	72	0	0	0	4	0	0	0	0	76
Not applicable (Punch not 2 on MOONLITE or did not do ISSP)	IAP	13626	354	7542	353	5907	9962	2817	2765	2812	4008	2023	2044	1974	2538	58725

E. Applied directly to employers?

[VAR: APPEMPS]

<u>RESPONSE</u>	<u>PUNCH</u>	<u>YEAR</u>														
		<u>1972-82</u>	<u>1982B</u>	<u>1983-87</u>	<u>1987B</u>	<u>1988-91</u>	<u>1993-98</u>	<u>2000</u>	<u>2002</u>	<u>2004</u>	<u>2006</u>	<u>2008</u>	<u>2010</u>	<u>2012</u>	<u>2014</u>	<u>ALL</u>
No	1	0	0	0	0	0	248	0	0	0	411	0	0	0	0	659
Yes, once or twice	2	0	0	0	0	0	39	0	0	0	48	0	0	0	0	87
Yes, more than twice	3	0	0	0	0	0	19	0	0	0	39	0	0	0	0	58
Don't know	8	0	0	0	0	0	0	0	0	0	0	0	0	0	0	0
No answer	9	0	0	0	0	0	66	0	0	0	4	0	0	0	0	70
Not applicable (Punch not 2 on MOONLITE or did not do ISSP)	IAP	13626	354	7542	353	5907	9962	2817	2765	2812	4008	2023	2044	1974	2538	58725

F. Asked relatives, friends, or colleagues to help you find a job?

[VAR: ASKHELP]

<u>RESPONSE</u>	<u>PUNCH</u>	<u>YEAR</u>														
		<u>1972-82</u>	<u>1982B</u>	<u>1983-87</u>	<u>1987B</u>	<u>1988-91</u>	<u>1993-98</u>	<u>2000</u>	<u>2002</u>	<u>2004</u>	<u>2006</u>	<u>2008</u>	<u>2010</u>	<u>2012</u>	<u>2014</u>	<u>ALL</u>
No	1	0	0	0	0	0	251	0	0	0	405	0	0	0	0	656
Yes, once or twice	2	0	0	0	0	0	41	0	0	0	48	0	0	0	0	89
Yes, more than twice	3	0	0	0	0	0	19	0	0	0	44	0	0	0	0	63
Don't know	8	0	0	0	0	0	0	0	0	0	1	0	0	0	0	1
No answer	9	0	0	0	0	0	61	0	0	0	4	0	0	0	0	65
Not applicable (Punch not 2 on MOONLITE or did not do ISSP)	IAP	13626	354	7542	353	5907	9962	2817	2765	2812	4008	2023	2044	1974	2538	58725

1622. What is your main source of economic support?

[VAR: ECONSUP]

<u>RESPONSE</u>	<u>PUNCH</u>	<u>YEAR</u>														
		<u>1972-82</u>	<u>1982B</u>	<u>1983-87</u>	<u>1987B</u>	<u>1988-91</u>	<u>1993-98</u>	<u>2000</u>	<u>2002</u>	<u>2004</u>	<u>2006</u>	<u>2008</u>	<u>2010</u>	<u>2012</u>	<u>2014</u>	<u>ALL</u>
Pension (private or state or social security)	1	0	0	0	0	0	152	0	0	0	173	0	0	0	0	325
Unemployment benefits	2	0	0	0	0	0	8	0	0	0	19	0	0	0	0	27
Spouse/partner	3	0	0	0	0	0	66	0	0	0	119	0	0	0	0	185
Other family members	4	0	0	0	0	0	28	0	0	0	30	0	0	0	0	58
Social assistance/ welfare	5	0	0	0	0	0	29	0	0	0	68	0	0	0	0	97
Occasional work	6	0	0	0	0	0	4	0	0	0	8	0	0	0	0	12
Other	7	0	0	0	0	0	43	0	0	0	78	0	0	0	0	121
Don't know	8	0	0	0	0	0	2	0	0	0	0	0	0	0	0	2
No answer	9	0	0	0	0	0	40	0	0	0	7	0	0	0	0	47
Not applicable (Punch not 2 on MOONLITE or did not do ISSP)	IAP	13626	354	7542	353	5907	9962	2817	2765	2812	4008	2023	2044	1974	2538	58725

1623. To what extent do you agree or disagree with the following statements?

HAND CARD O3

A. Employees have more job security than the self-employed

[VAR: SELFEMP1]

RESPONSE	PUNCH	YEAR														
		1972-82	1982B	1983-87	1987B	1988-91	1993-98	2000	2002	2004	2006	2008	2010	2012	2014	ALL
Strongly agree	1	0	0	0	0	0	0	0	0	0	236	0	0	0	0	236
Agree	2	0	0	0	0	0	0	0	0	0	549	0	0	0	0	549
Neither agree nor disagree	3	0	0	0	0	0	0	0	0	0	343	0	0	0	0	343
Disagree, or	4	0	0	0	0	0	0	0	0	0	309	0	0	0	0	309
Strongly disagree	5	0	0	0	0	0	0	0	0	0	58	0	0	0	0	58
Don't know	8	0	0	0	0	0	0	0	0	0	20	0	0	0	0	20
Refused to answer	9	0	0	0	0	0	0	0	0	0	3	0	0	0	0	3
Not Applicable	IAP	13626	354	7542	353	5907	10334	2817	2765	2812	2992	2023	2044	1974	2538	58081

B. Being an employee interferes more with family life than self-employment

[VAR: SELFEMP2]

RESPONSE	PUNCH	YEAR														
		1972-82	1982B	1983-87	1987B	1988-91	1993-98	2000	2002	2004	2006	2008	2010	2012	2014	ALL
Strongly agree	1	0	0	0	0	0	0	0	0	0	180	0	0	0	0	180
Agree	2	0	0	0	0	0	0	0	0	0	474	0	0	0	0	474
Neither agree nor disagree	3	0	0	0	0	0	0	0	0	0	305	0	0	0	0	305
Disagree, or	4	0	0	0	0	0	0	0	0	0	455	0	0	0	0	455
Strongly disagree	5	0	0	0	0	0	0	0	0	0	84	0	0	0	0	84
Don't know	8	0	0	0	0	0	0	0	0	0	17	0	0	0	0	17
Refused to answer	9	0	0	0	0	0	0	0	0	0	3	0	0	0	0	3
Not Applicable	IAP	13626	354	7542	353	5907	10334	2817	2765	2812	2992	2023	2044	1974	2538	58081

1624. To what extent do you agree or disagree with the following statements?

HAND CARD O3

A. Trade unions are very important for the job security of employees

[VAR: UNJOBSEC]

RESPONSE	PUNCH	YEAR														
		1972-82	1982B	1983-87	1987B	1988-91	1993-98	2000	2002	2004	2006	2008	2010	2012	2014	ALL
Strongly agree	1	0	0	0	0	0	0	0	0	0	226	0	0	0	0	226
Agree	2	0	0	0	0	0	0	0	0	0	600	0	0	0	0	600
Neither agree nor disagree	3	0	0	0	0	0	0	0	0	0	343	0	0	0	0	343
Disagree	4	0	0	0	0	0	0	0	0	0	228	0	0	0	0	228
Strongly disagree	5	0	0	0	0	0	0	0	0	0	77	0	0	0	0	77
Don't know	8	0	0	0	0	0	0	0	0	0	42	0	0	0	0	42
Refused to answer	9	0	0	0	0	0	0	0	0	0	2	0	0	0	0	2
Not Applicable	IAP	13626	354	7542	353	5907	10334	2817	2765	2812	2992	2023	2044	1974	2538	58081

B. Without trade unions the working conditions of employees would be much worse than they are

[VAR: UNBETTER]

RESPONSE	PUNCH	YEAR														
		1972-82	1982B	1983-87	1987B	1988-91	1993-98	2000	2002	2004	2006	2008	2010	2012	2014	ALL
Strongly agree	1	0	0	0	0	0	0	0	0	0	261	0	0	0	0	261
Agree	2	0	0	0	0	0	0	0	0	0	606	0	0	0	0	606
Neither agree nor disagree	3	0	0	0	0	0	0	0	0	0	321	0	0	0	0	321
Disagree	4	0	0	0	0	0	0	0	0	0	226	0	0	0	0	226
Strongly disagree	5	0	0	0	0	0	0	0	0	0	61	0	0	0	0	61
Don't know	8	0	0	0	0	0	0	0	0	0	41	0	0	0	0	41
Refused to answer	9	0	0	0	0	0	0	0	0	0	2	0	0	0	0	2
Not Applicable	IAP	13626	354	7542	353	5907	10334	2817	2765	2812	2992	2023	2044	1974	2538	58081

1625. Are you currently working for pay?

[VAR: CURWKPAY]

<u>RESPONSE</u>	<u>PUNCH</u>	<u>YEAR</u>														
		<u>1972-82</u>	<u>1982B</u>	<u>1983-87</u>	<u>1987B</u>	<u>1988-91</u>	<u>1993-98</u>	<u>2000</u>	<u>2002</u>	<u>2004</u>	<u>2006</u>	<u>2008</u>	<u>2010</u>	<u>2012</u>	<u>2014</u>	<u>ALL</u>
Yes	1	0	0	0	0	0	0	0	0	0	1016	0	0	0	0	1016
No	2	0	0	0	0	0	0	0	0	0	500	0	0	0	0	500
Don't Know	8	0	0	0	0	0	0	0	0	0	0	0	0	0	0	0
Refused	9	0	0	0	0	0	0	0	0	0	2	0	0	0	0	2
Not Applicable	IAP	13626	354	7542	353	5907	10334	2817	2765	2812	2992	2023	2044	1974	2538	58081

1626. For each of these statements about your (main) job, please tell me how much you agree or disagree with it as it applies to your job.

A. My job gives me a chance to improve my skills

[VAR: RIMPSKLS]

<u>RESPONSE</u>	<u>PUNCH</u>	<u>YEAR</u>														
		<u>1972-82</u>	<u>1982B</u>	<u>1983-87</u>	<u>1987B</u>	<u>1988-91</u>	<u>1993-98</u>	<u>2000</u>	<u>2002</u>	<u>2004</u>	<u>2006</u>	<u>2008</u>	<u>2010</u>	<u>2012</u>	<u>2014</u>	<u>ALL</u>
Strongly agree	1	0	0	0	0	0	0	0	0	0	348	0	0	0	0	348
Agree	2	0	0	0	0	0	0	0	0	0	488	0	0	0	0	488
Neither agree nor disagree	3	0	0	0	0	0	0	0	0	0	96	0	0	0	0	96
Disagree	4	0	0	0	0	0	0	0	0	0	67	0	0	0	0	67
Strongly disagree	5	0	0	0	0	0	0	0	0	0	16	0	0	0	0	16
Don't know	8	0	0	0	0	0	0	0	0	0	1	0	0	0	0	1
Refused to answer	9	0	0	0	0	0	0	0	0	0	2	0	0	0	0	2
Not Applicable	IAP	13626	354	7542	353	5907	10334	2817	2765	2812	3492	2023	2044	1974	2538	58581

1627. Which of the following statements best describes how your daily work is organized?

[VAR: DAILYWRK]

<u>RESPONSE</u>	<u>PUNCH</u>	<u>YEAR</u>														
		<u>1972-82</u>	<u>1982B</u>	<u>1983-87</u>	<u>1987B</u>	<u>1988-91</u>	<u>1993-98</u>	<u>2000</u>	<u>2002</u>	<u>2004</u>	<u>2006</u>	<u>2008</u>	<u>2010</u>	<u>2012</u>	<u>2014</u>	<u>ALL</u>
I am free to decide how my daily work is organized	1	0	0	0	0	0	0	0	0	0	325	0	0	0	0	325
I can decide how my daily work is organized, within certain limits	2	0	0	0	0	0	0	0	0	0	485	0	0	0	0	485
I am not free to decide how my daily work is organized	3	0	0	0	0	0	0	0	0	0	206	0	0	0	0	206
Don't know	8	0	0	0	0	0	0	0	0	0	0	0	0	0	0	0
Refused to answer	9	0	0	0	0	0	0	0	0	0	2	0	0	0	0	2
Not Applicable	IAP	13626	354	7542	353	5907	10334	2817	2765	2812	3492	2023	2044	1974	2538	58581

1628. How difficult would it be for you to take an hour or two off during working hours, to take care of personal or family matters?

[VAR: TIMEOFF]

<u>RESPONSE</u>	<u>PUNCH</u>	<u>YEAR</u>														
		<u>1972-82</u>	<u>1982B</u>	<u>1983-87</u>	<u>1987B</u>	<u>1988-91</u>	<u>1993-98</u>	<u>2000</u>	<u>2002</u>	<u>2004</u>	<u>2006</u>	<u>2008</u>	<u>2010</u>	<u>2012</u>	<u>2014</u>	<u>ALL</u>
Not difficult at all	1	0	0	0	0	0	0	0	0	0	448	0	0	0	0	448
Not too difficult	2	0	0	0	0	0	0	0	0	0	274	0	0	0	0	274
Somewhat difficult, or	3	0	0	0	0	0	0	0	0	0	161	0	0	0	0	161
Very difficult	4	0	0	0	0	0	0	0	0	0	132	0	0	0	0	132
Don't know	8	0	0	0	0	0	0	0	0	0	1	0	0	0	0	1
Refused to answer	9	0	0	0	0	0	0	0	0	0	2	0	0	0	0	2
Not Applicable	IAP	13626	354	7542	353	5907	10334	2817	2765	2812	3492	2023	2044	1974	2538	58581

1629. How often do you feel that the demands of your job interfere with your family life?

[VAR: JBINTFAM]

<u>RESPONSE</u>	<u>PUNCH</u>	<u>YEAR</u>														
		<u>1972-82</u>	<u>1982B</u>	<u>1983-87</u>	<u>1987B</u>	<u>1988-91</u>	<u>1993-98</u>	<u>2000</u>	<u>2002</u>	<u>2004</u>	<u>2006</u>	<u>2008</u>	<u>2010</u>	<u>2012</u>	<u>2014</u>	<u>ALL</u>
Always	1	0	0	0	0	0	0	0	0	0	51	0	0	0	0	51
Often	2	0	0	0	0	0	0	0	0	0	101	0	0	0	0	101
Sometimes	3	0	0	0	0	0	0	0	0	0	364	0	0	0	0	364
Hardly ever	4	0	0	0	0	0	0	0	0	0	293	0	0	0	0	293
Never	8	0	0	0	0	0	0	0	0	0	206	0	0	0	0	206
Don't know	8	0	0	0	0	0	0	0	0	0	1	0	0	0	0	1
Refused to answer	9	0	0	0	0	0	0	0	0	0	2	0	0	0	0	2
Not Applicable	IAP	13626	354	7542	353	5907	10334	2817	2765	2812	3492	2023	2044	1974	2538	58581

1630. How often do you feel that the demands of your family life interfere with your job?

[VAR: FAMINTJB]

<u>RESPONSE</u>	<u>PUNCH</u>	<u>YEAR</u>														
		<u>1972-82</u>	<u>1982B</u>	<u>1983-87</u>	<u>1987B</u>	<u>1988-91</u>	<u>1993-98</u>	<u>2000</u>	<u>2002</u>	<u>2004</u>	<u>2006</u>	<u>2008</u>	<u>2010</u>	<u>2012</u>	<u>2014</u>	<u>ALL</u>
Always	1	0	0	0	0	0	0	0	0	0	13	0	0	0	0	13
Often	2	0	0	0	0	0	0	0	0	0	41	0	0	0	0	41
Sometimes	3	0	0	0	0	0	0	0	0	0	250	0	0	0	0	250
Hardly ever	4	0	0	0	0	0	0	0	0	0	387	0	0	0	0	387
Never	8	0	0	0	0	0	0	0	0	0	325	0	0	0	0	325
Don't know	8	0	0	0	0	0	0	0	0	0	0	0	0	0	0	0
Refused to answer	9	0	0	0	0	0	0	0	0	0	2	0	0	0	0	2
Not Applicable	IAP	13626	354	7542	353	5907	10334	2817	2765	2812	3492	2023	2044	1974	2538	58581

1631. If you were to look for a new job, how helpful would your present work experience and/or job skills be?

[VAR: NEWJOB]

<u>RESPONSE</u>	<u>PUNCH</u>	<u>YEAR</u>														
		<u>1972-82</u>	<u>1982B</u>	<u>1983-87</u>	<u>1987B</u>	<u>1988-91</u>	<u>1993-98</u>	<u>2000</u>	<u>2002</u>	<u>2004</u>	<u>2006</u>	<u>2008</u>	<u>2010</u>	<u>2012</u>	<u>2014</u>	<u>ALL</u>
Very helpful	1	0	0	0	0	0	0	0	0	0	567	0	0	0	0	567
Quite helpful	2	0	0	0	0	0	0	0	0	0	347	0	0	0	0	347
Not so helpful, or	3	0	0	0	0	0	0	0	0	0	78	0	0	0	0	78
Not helpful at all	4	0	0	0	0	0	0	0	0	0	22	0	0	0	0	22
Don't know	8	0	0	0	0	0	0	0	0	0	2	0	0	0	0	2
Refused to answer	9	0	0	0	0	0	0	0	0	0	2	0	0	0	0	2
Not Applicable	IAP	13626	354	7542	353	5907	10334	2817	2765	2812	3492	2023	2044	1974	2538	58581

1632. Over the past 12 months, have you had any training to improve your job skills, either at the workplace or somewhere else?

[VAR: JBTRAIN]

<u>RESPONSE</u>	<u>PUNCH</u>	<u>YEAR</u>														
		<u>1972-82</u>	<u>1982B</u>	<u>1983-87</u>	<u>1987B</u>	<u>1988-91</u>	<u>1993-98</u>	<u>2000</u>	<u>2002</u>	<u>2004</u>	<u>2006</u>	<u>2008</u>	<u>2010</u>	<u>2012</u>	<u>2014</u>	<u>ALL</u>
Yes	1	0	0	0	0	0	0	0	0	0	610	0	0	0	0	610
No	2	0	0	0	0	0	0	0	0	0	405	0	0	0	0	405
Don't know	8	0	0	0	0	0	0	0	0	0	1	0	0	0	0	1
Refused to answer	9	0	0	0	0	0	0	0	0	0	2	0	0	0	0	2
Not Applicable	IAP	13626	354	7542	353	5907	10334	2817	2765	2812	3492	2023	2044	1974	2538	58581

1633. A. How difficult or easy do you think it would be for you to find a job at least as good as your current one?

[VAR: JOBEASY]

<u>RESPONSE</u>	<u>PUNCH</u>	<u>YEAR</u>														
		<u>1972-82</u>	<u>1982B</u>	<u>1983-87</u>	<u>1987B</u>	<u>1988-91</u>	<u>1993-98</u>	<u>2000</u>	<u>2002</u>	<u>2004</u>	<u>2006</u>	<u>2008</u>	<u>2010</u>	<u>2012</u>	<u>2014</u>	<u>ALL</u>
Very easy	1	0	0	0	0	0	0	0	0	0	158	0	0	0	0	158
Fairly east	2	0	0	0	0	0	0	0	0	0	292	0	0	0	0	292
Neither easy nor difficult	3	0	0	0	0	0	0	0	0	0	175	0	0	0	0	175
Fairly difficult	4	0	0	0	0	0	0	0	0	0	266	0	0	0	0	266
Very difficult	5	0	0	0	0	0	0	0	0	0	120	0	0	0	0	120
Don't know	8	0	0	0	0	0	0	0	0	0	4	0	0	0	0	4
Refused to answer	9	0	0	0	0	0	0	0	0	0	3	0	0	0	0	3
Not Applicable	IAP	13626	354	7542	353	5907	10334	2817	2765	2812	3492	2023	2044	1974	2538	58581

B. How difficult or easy do you think it would be for your firm or organization to replace you if you left?

[VAR: REPLACEU]

<u>RESPONSE</u>	<u>PUNCH</u>	<u>YEAR</u>														
		<u>1972-82</u>	<u>1982B</u>	<u>1983-87</u>	<u>1987B</u>	<u>1988-91</u>	<u>1993-98</u>	<u>2000</u>	<u>2002</u>	<u>2004</u>	<u>2006</u>	<u>2008</u>	<u>2010</u>	<u>2012</u>	<u>2014</u>	<u>ALL</u>
Very easy	1	0	0	0	0	0	0	0	0	0	205	0	0	0	0	205
Fairly east	2	0	0	0	0	0	0	0	0	0	256	0	0	0	0	256
Neither easy nor difficult	3	0	0	0	0	0	0	0	0	0	157	0	0	0	0	157
Fairly difficult	4	0	0	0	0	0	0	0	0	0	256	0	0	0	0	256
Very difficult	5	0	0	0	0	0	0	0	0	0	131	0	0	0	0	131
Don't know	8	0	0	0	0	0	0	0	0	0	10	0	0	0	0	10
Refused to answer	9	0	0	0	0	0	0	0	0	0	3	0	0	0	0	3
Not Applicable	IAP	13626	354	7542	353	5907	10334	2817	2765	2812	3492	2023	2044	1974	2538	58581

1634. To what extent do you agree or disagree with the following statements? In order to avoid unemployment I would be willing...

A. To accept a job that requires new skills

[VAR: NOUNEMP1]

<u>RESPONSE</u>	<u>PUNCH</u>	<u>YEAR</u>														
		<u>1972-82</u>	<u>1982B</u>	<u>1983-87</u>	<u>1987B</u>	<u>1988-91</u>	<u>1993-98</u>	<u>2000</u>	<u>2002</u>	<u>2004</u>	<u>2006</u>	<u>2008</u>	<u>2010</u>	<u>2012</u>	<u>2014</u>	<u>ALL</u>
Strongly agree	1	0	0	0	0	0	0	0	0	0	459	0	0	0	0	459
Agree	2	0	0	0	0	0	0	0	0	0	416	0	0	0	0	416
Neither agree nor disagree	3	0	0	0	0	0	0	0	0	0	66	0	0	0	0	66
Disagree	4	0	0	0	0	0	0	0	0	0	53	0	0	0	0	53
Strongly disagree	5	0	0	0	0	0	0	0	0	0	17	0	0	0	0	17
Don't know	8	0	0	0	0	0	0	0	0	0	5	0	0	0	0	5
Refused to answer	9	0	0	0	0	0	0	0	0	0	2	0	0	0	0	2
Not Applicable	IAP	13626	354	7542	353	5907	10334	2817	2765	2812	3492	2023	2044	1974	2538	58581

B. To accept a position with lower pay

[VAR: NOUNEMP2]

<u>RESPONSE</u>	<u>PUNCH</u>	<u>YEAR</u>														
		<u>1972-82</u>	<u>1982B</u>	<u>1983-87</u>	<u>1987B</u>	<u>1988-91</u>	<u>1993-98</u>	<u>2000</u>	<u>2002</u>	<u>2004</u>	<u>2006</u>	<u>2008</u>	<u>2010</u>	<u>2012</u>	<u>2014</u>	<u>ALL</u>
Strongly agree	1	0	0	0	0	0	0	0	0	0	183	0	0	0	0	183
Agree	2	0	0	0	0	0	0	0	0	0	423	0	0	0	0	423
Neither agree nor disagree	3	0	0	0	0	0	0	0	0	0	129	0	0	0	0	129
Disagree	4	0	0	0	0	0	0	0	0	0	191	0	0	0	0	191
Strongly disagree	5	0	0	0	0	0	0	0	0	0	84	0	0	0	0	84
Don't know	8	0	0	0	0	0	0	0	0	0	6	0	0	0	0	6
Refused to answer	9	0	0	0	0	0	0	0	0	0	2	0	0	0	0	2
Not Applicable	IAP	13626	354	7542	353	5907	10334	2817	2765	2812	3492	2023	2044	1974	2538	58581

C. To accept temporary employment

[VAR: NOUNEMP3]

<u>RESPONSE</u>	<u>PUNCH</u>	<u>YEAR</u>														
		<u>1972-82</u>	<u>1982B</u>	<u>1983-87</u>	<u>1987B</u>	<u>1988-91</u>	<u>1993-98</u>	<u>2000</u>	<u>2002</u>	<u>2004</u>	<u>2006</u>	<u>2008</u>	<u>2010</u>	<u>2012</u>	<u>2014</u>	<u>ALL</u>
Strongly agree	1	0	0	0	0	0	0	0	0	0	238	0	0	0	0	238
Agree	2	0	0	0	0	0	0	0	0	0	551	0	0	0	0	551
Neither agree nor disagree	3	0	0	0	0	0	0	0	0	0	89	0	0	0	0	89
Disagree	4	0	0	0	0	0	0	0	0	0	99	0	0	0	0	99
Strongly disagree	5	0	0	0	0	0	0	0	0	0	34	0	0	0	0	34
Don't know	8	0	0	0	0	0	0	0	0	0	5	0	0	0	0	5
Refused to answer	9	0	0	0	0	0	0	0	0	0	2	0	0	0	0	2
Not Applicable	IAP	13626	354	7542	353	5907	10334	2817	2765	2812	3492	2023	2044	1974	2538	58581

D. To travel longer to get to work

[VAR: NOUNEMP4]

<u>RESPONSE</u>	<u>PUNCH</u>	<u>YEAR</u>														
		<u>1972-82</u>	<u>1982B</u>	<u>1983-87</u>	<u>1987B</u>	<u>1988-91</u>	<u>1993-98</u>	<u>2000</u>	<u>2002</u>	<u>2004</u>	<u>2006</u>	<u>2008</u>	<u>2010</u>	<u>2012</u>	<u>2014</u>	<u>ALL</u>
Strongly agree	1	0	0	0	0	0	0	0	0	0	158	0	0	0	0	158
Agree	2	0	0	0	0	0	0	0	0	0	438	0	0	0	0	438
Neither agree nor disagree	3	0	0	0	0	0	0	0	0	0	101	0	0	0	0	101
Disagree	4	0	0	0	0	0	0	0	0	0	231	0	0	0	0	231
Strongly disagree	5	0	0	0	0	0	0	0	0	0	86	0	0	0	0	86
Don't know	8	0	0	0	0	0	0	0	0	0	2	0	0	0	0	2
Refused to answer	9	0	0	0	0	0	0	0	0	0	2	0	0	0	0	2
Not Applicable	IAP	13626	354	7542	353	5907	10334	2817	2765	2812	3492	2023	2044	1974	2538	58581

1635. In addition to your main job, do you do any other work for additional income?

FI INSTRUCTION: PROBE 'YES' RESPONSES

[VAR: OTHERWRK]

<u>RESPONSE</u>	<u>PUNCH</u>	<u>YEAR</u>														
		<u>1972-82</u>	<u>1982B</u>	<u>1983-87</u>	<u>1987B</u>	<u>1988-91</u>	<u>1993-98</u>	<u>2000</u>	<u>2002</u>	<u>2004</u>	<u>2006</u>	<u>2008</u>	<u>2010</u>	<u>2012</u>	<u>2014</u>	<u>ALL</u>
No	1	0	0	0	0	0	0	0	0	0	764	0	0	0	0	764
Yes, mostly as an employee	2	0	0	0	0	0	0	0	0	0	71	0	0	0	0	71
Yes, mostly on a self-employed basis	3	0	0	0	0	0	0	0	0	0	151	0	0	0	0	151
Yes, other	4	0	0	0	0	0	0	0	0	0	28	0	0	0	0	28
Don't know	8	0	0	0	0	0	0	0	0	0	1	0	0	0	0	1
Refused to answer	9	0	0	0	0	0	0	0	0	0	3	0	0	0	0	3
Not Applicable	IAP	13626	354	7542	353	5907	10334	2817	2765	2812	3492	2023	2044	1974	2538	58581

F. Over the past 12 months, have you had any training to improve your job skills?

[VAR: SKLTRAIN]

<u>RESPONSE</u>	<u>PUNCH</u>	<u>YEAR</u>														
		<u>1972-82</u>	<u>1982B</u>	<u>1983-87</u>	<u>1987B</u>	<u>1988-91</u>	<u>1993-98</u>	<u>2000</u>	<u>2002</u>	<u>2004</u>	<u>2006</u>	<u>2008</u>	<u>2010</u>	<u>2012</u>	<u>2014</u>	<u>ALL</u>
Yes	1	0	0	0	0	0	0	0	0	0	60	0	0	0	0	60
No	2	0	0	0	0	0	0	0	0	0	432	0	0	0	0	432
Don't Know	8	0	0	0	0	0	0	0	0	0	5	0	0	0	0	5
No Answer	9	0	0	0	0	0	0	0	0	0	5	0	0	0	0	5
Not Applicable	IAP	13626	354	7542	353	5907	10334	2817	2765	2812	4008	2023	2044	1974	2538	59097

1636. (Is/Was)(s/he) employed by the federal, state, or local government or by a private employer (including non-profit organizations)?

[VAR: SPWRKGVGT]

<u>RESPONSE</u>	<u>PUNCH</u>	<u>YEAR</u>														
		<u>1972-82</u>	<u>1982B</u>	<u>1983-87</u>	<u>1987B</u>	<u>1988-91</u>	<u>1993-98</u>	<u>2000</u>	<u>2002</u>	<u>2004</u>	<u>2006</u>	<u>2008</u>	<u>2010</u>	<u>2012</u>	<u>2014</u>	<u>ALL</u>
Government	1	0	0	0	0	0	0	0	0	0	139	0	0	0	0	139
Private Employer	2	0	0	0	0	0	0	0	0	0	587	0	0	0	0	587
Don't Know	8	0	0	0	0	0	0	0	0	0	20	0	0	0	0	20
No Answer	9	0	0	0	0	0	0	0	0	0	15	0	0	0	0	15
Not Applicable	IAP	13626	354	7542	353	5907	10334	2817	2765	2812	3749	2023	2044	1974	2538	58838

**The 1991 ISSP Module: Religion I
(SPIRITS, GRACE, NEARGOD, GOD-REBORN, TIMEPDWK, SCIFAITH, DAILYWRK-AIDSREG3)**

**The 1998 ISSP Module: Religion II
(GOD-REBORN, JOBSALL, EQUALIZE, FAMSUFFR, HUBBYWRK, HAPUNHAP, PREMARS1-HOMOSEX1,
ABDEFCTW-GOVCHEAT, CONCONG, CONBIZ, CONCHURH-CONSCHLS, CLERGVTE, CLERGGOV,
CHURHPOW-AFTERLIF, HEAVEN, NIHILISM, EGOMEANS-FEELREL, BEFAIR-CARDO)**

**The 2008 ISSP Module: Religion III
(PREMARS1-HOMOSEX1, ABDEFCTW, ABPOORW, CONCONG, CONBIZ, CONCHURH-CONSCHLS,
CLERGVTE, CLERGGOV-AFTERLIF, HEAVEN-MIRACLES, THEISM-NIHILISM, EGOMEANS,
RELEXPER-FEELREL, CANTRUST-RELIGINF, RELTRUTH, GEOMOBIL, PERSCRFC)**

1637. If you were to consider your life in general these days, how happy or unhappy would you say you are, on the whole...

[VAR: HAPUNHAP]

<u>RESPONSE</u>	<u>PUNCH</u>	<u>YEAR</u>														
		<u>1972-82</u>	<u>1982B</u>	<u>1983-87</u>	<u>1987B</u>	<u>1988-91</u>	<u>1993-98</u>	<u>2000</u>	<u>2002</u>	<u>2004</u>	<u>2006</u>	<u>2008</u>	<u>2010</u>	<u>2012</u>	<u>2014</u>	<u>ALL</u>
Very happy	1	0	0	0	0	501	467	0	464	0	0	0	0	0	0	1432
Fairly happy	2	0	0	0	0	737	667	0	575	0	0	0	0	0	0	1979
Not very happy	3	0	0	0	0	96	113	0	76	0	0	0	0	0	0	285
Not at all happy	4	0	0	0	0	12	25	0	14	0	0	0	0	0	0	51
Can't choose	8	0	0	0	0	9	6	0	11	0	0	0	0	0	0	26
No answer	9	0	0	0	0	4	6	0	9	0	0	0	0	0	0	19
Not applicable (did not do ISSP)	IAP	13626	354	7542	353	4548	9050	2817	1616	2812	4510	2023	2044	1974	2538	55807

REMARKS: In 2002, this question was asked as part of the ISSP Module, Social Relations and Support Systems.

1638. Here are some measures to deal with crime. Some people are in favor of them while other people are against them.
Do you agree or disagree that. . .

A. People who break the law should be given stiffer sentences.

[VAR: STIFFPUN]

<u>RESPONSE</u>	<u>PUNCH</u>	<u>YEAR</u>														
		<u>1972-82</u>	<u>1982B</u>	<u>1983-87</u>	<u>1987B</u>	<u>1988-91</u>	<u>1993-98</u>	<u>2000</u>	<u>2002</u>	<u>2004</u>	<u>2006</u>	<u>2008</u>	<u>2010</u>	<u>2012</u>	<u>2014</u>	<u>ALL</u>
Strongly agree	1	0	0	0	0	532	0	0	0	0	0	0	0	0	0	532
Agree	2	0	0	0	0	607	0	0	0	0	0	0	0	0	0	607
Neither agree nor disagree	3	0	0	0	0	138	0	0	0	0	0	0	0	0	0	138
Disagree	4	0	0	0	0	41	0	0	0	0	0	0	0	0	0	41
Strongly disagree	5	0	0	0	0	8	0	0	0	0	0	0	0	0	0	8
Can't choose	8	0	0	0	0	28	0	0	0	0	0	0	0	0	0	28
No answer	9	0	0	0	0	5	0	0	0	0	0	0	0	0	0	5
Not applicable (did not do ISSP)	IAP	13626	354	7542	353	4548	10334	2817	2765	2812	4510	2023	2044	1974	2538	58240

B. People convicted of murder should be subject to the death penalty.

[VAR: DEATHPEN]

<u>RESPONSE</u>	<u>PUNCH</u>	<u>YEAR</u>														
		<u>1972-82</u>	<u>1982B</u>	<u>1983-87</u>	<u>1987B</u>	<u>1988-91</u>	<u>1993-98</u>	<u>2000</u>	<u>2002</u>	<u>2004</u>	<u>2006</u>	<u>2008</u>	<u>2010</u>	<u>2012</u>	<u>2014</u>	<u>ALL</u>
Strongly agree	1	0	0	0	0	642	0	0	0	0	0	0	0	0	0	642
Agree	2	0	0	0	0	327	0	0	0	0	0	0	0	0	0	327
Neither agree nor disagree	3	0	0	0	0	104	0	0	0	0	0	0	0	0	0	104
Disagree	4	0	0	0	0	138	0	0	0	0	0	0	0	0	0	138
Strongly disagree	5	0	0	0	0	84	0	0	0	0	0	0	0	0	0	84
Can't choose	8	0	0	0	0	59	0	0	0	0	0	0	0	0	0	59
No answer	9	0	0	0	0	5	0	0	0	0	0	0	0	0	0	5
Not applicable (did not do ISSP)	IAP	13626	354	7542	353	4548	10334	2817	2765	2812	4510	2023	2044	1974	2538	58240

1639. A. Do you think it is wrong or not wrong if a man and a woman have sexual relations before marriage?

[VAR: PREMARS1]

<u>RESPONSE</u>	<u>PUNCH</u>	<u>YEAR</u>														
		<u>1972-82</u>	<u>1982B</u>	<u>1983-87</u>	<u>1987B</u>	<u>1988-91</u>	<u>1993-98</u>	<u>2000</u>	<u>2002</u>	<u>2004</u>	<u>2006</u>	<u>2008</u>	<u>2010</u>	<u>2012</u>	<u>2014</u>	<u>ALL</u>
Always wrong	1	0	0	0	0	344	719	0	0	0	0	331	0	0	0	1394
Almost always wrong	2	0	0	0	0	146	282	0	0	0	0	113	0	0	0	541
Wrong only sometimes	3	0	0	0	0	247	471	0	0	0	0	233	0	0	0	951
Not wrong at all	4	0	0	0	0	522	977	0	0	0	0	667	0	0	0	2166
Can't choose	8	0	0	0	0	74	188	0	0	0	0	14	0	0	0	276
No answer	9	0	0	0	0	26	94	0	0	0	0	7	0	0	0	127
Not applicable (did not do ISSP)	IAP	13626	354	7542	353	4548	7603	2817	2765	2812	4510	658	2044	1974	2538	54144

B. What about a married person having sexual relations with someone other than his or her husband or wife, is it . . .

[VAR: XMARSEX1]

<u>RESPONSE</u>	<u>PUNCH</u>	<u>YEAR</u>														
		<u>1972-82</u>	<u>1982B</u>	<u>1983-87</u>	<u>1987B</u>	<u>1988-91</u>	<u>1993-98</u>	<u>2000</u>	<u>2002</u>	<u>2004</u>	<u>2006</u>	<u>2008</u>	<u>2010</u>	<u>2012</u>	<u>2014</u>	<u>ALL</u>
Always wrong	1	0	0	0	0	943	2070	0	0	0	0	1084	0	0	0	4097
Almost always wrong	2	0	0	0	0	231	344	0	0	0	0	174	0	0	0	749
Wrong only sometimes	3	0	0	0	0	86	130	0	0	0	0	71	0	0	0	287
Not wrong at all	4	0	0	0	0	35	38	0	0	0	0	29	0	0	0	102
Can't choose	8	0	0	0	0	38	57	0	0	0	0	4	0	0	0	99
No answer	9	0	0	0	0	26	92	0	0	0	0	3	0	0	0	121
Not applicable (did not do ISSP)	IAP	13626	354	7542	353	4548	7603	2817	2765	2812	4510	658	2044	1974	2538	54144

C. And what about sexual relations between two adults of the same sex, is it . .

[VAR: HOMOSEX1]

<u>RESPONSE</u>	<u>PUNCH</u>	<u>YEAR</u>							<u>2000</u>	<u>2002</u>	<u>2004</u>	<u>2006</u>	<u>2008</u>	<u>2010</u>	<u>2012</u>	<u>2014</u>	<u>ALL</u>
		<u>1972-82</u>	<u>1982B</u>	<u>1983-87</u>	<u>1987B</u>	<u>1988-91</u>	<u>1993-98</u>										
Always wrong	1	0	0	0	0	916	1571	0	0	0	0	733	0	0	0	3220	
Almost always wrong	2	0	0	0	0	61	117	0	0	0	0	67	0	0	0	245	
Wrong only sometimes	3	0	0	0	0	68	169	0	0	0	0	88	0	0	0	325	
Not wrong at all	4	0	0	0	0	175	517	0	0	0	0	421	0	0	0	1113	
Can't choose	8	0	0	0	0	110	246	0	0	0	0	43	0	0	0	399	
No answer	9	0	0	0	0	29	111	0	0	0	0	13	0	0	0	153	
Not applicable (did not do ISSP)	IAP	13626	354	7542	353	4548	7603	2817	2765	2812	4510	658	2044	1974	2538	54144	

1640. Do you think the law should or should not allow a pregnant woman to obtain a legal abortion. . .

A. If there is a strong chance of serious defect in the baby.

[VAR: ABDEFCT1]

<u>RESPONSE</u>	<u>PUNCH</u>	<u>YEAR</u>							<u>2000</u>	<u>2002</u>	<u>2004</u>	<u>2006</u>	<u>2008</u>	<u>2010</u>	<u>2012</u>	<u>2014</u>	<u>ALL</u>
		<u>1972-82</u>	<u>1982B</u>	<u>1983-87</u>	<u>1987B</u>	<u>1988-91</u>	<u>1993-98</u>										
Definitely should allow it	1	0	0	0	0	810	0	0	0	0	0	0	0	0	0	810	
Probably should allow it	2	0	0	0	0	232	0	0	0	0	0	0	0	0	0	232	
Probably should not allow it	3	0	0	0	0	74	0	0	0	0	0	0	0	0	0	74	
Definitely should not allow it	4	0	0	0	0	146	0	0	0	0	0	0	0	0	0	146	
Can't choose	8	0	0	0	0	63	0	0	0	0	0	0	0	0	0	63	
No answer	9	0	0	0	0	34	0	0	0	0	0	0	0	0	0	34	
Not applicable (did not do ISSP)	IAP	13626	354	7542	353	4548	10334	2817	2765	2812	4510	2023	2044	1974	2538	58240	

B. If the family has a very low income and cannot afford any more children.

[VAR: ABPOOR1]

<u>RESPONSE</u>	<u>PUNCH</u>	<u>YEAR</u>														
		<u>1972-82</u>	<u>1982B</u>	<u>1983-87</u>	<u>1987B</u>	<u>1988-91</u>	<u>1993-98</u>	<u>2000</u>	<u>2002</u>	<u>2004</u>	<u>2006</u>	<u>2008</u>	<u>2010</u>	<u>2012</u>	<u>2014</u>	<u>ALL</u>
Definitely should allow it	1	0	0	0	0	479	0	0	0	0	0	0	0	0	0	479
Probably should allow it	2	0	0	0	0	198	0	0	0	0	0	0	0	0	0	198
Probably should not allow it	3	0	0	0	0	164	0	0	0	0	0	0	0	0	0	164
Definitely should not allow it	4	0	0	0	0	378	0	0	0	0	0	0	0	0	0	378
Can't choose	8	0	0	0	0	96	0	0	0	0	0	0	0	0	0	96
No answer	9	0	0	0	0	44	0	0	0	0	0	0	0	0	0	44
Not applicable (did not do ISSP)	IAP	13626	354	7542	353	4548	10334	2817	2765	2812	4510	2023	2044	1974	2538	58240

1641. Do you personally think it is wrong or not wrong for a woman to have an abortion. . .

A. If there is a strong chance of serious defect in the baby.

[VAR: ABDEFCTW]

<u>RESPONSE</u>	<u>PUNCH</u>	<u>YEAR</u>														
		<u>1972-82</u>	<u>1982B</u>	<u>1983-87</u>	<u>1987B</u>	<u>1988-91</u>	<u>1993-98</u>	<u>2000</u>	<u>2002</u>	<u>2004</u>	<u>2006</u>	<u>2008</u>	<u>2010</u>	<u>2012</u>	<u>2014</u>	<u>ALL</u>
Always wrong	1	0	0	0	0	279	275	0	0	0	0	300	0	0	0	854
Almost always wrong	2	0	0	0	0	131	111	0	0	0	0	109	0	0	0	351
Wrong only sometimes	3	0	0	0	0	163	159	0	0	0	0	204	0	0	0	526
Not wrong at all	4	0	0	0	0	662	621	0	0	0	0	701	0	0	0	1984
Can't choose	8	0	0	0	0	90	95	0	0	0	0	41	0	0	0	226
No answer	9	0	0	0	0	34	23	0	0	0	0	10	0	0	0	67
Not applicable (did not do ISSP)	IAP	13626	354	7542	353	4548	9050	2817	2765	2812	4510	658	2044	1974	2538	55591

B. If the family has a very low income and cannot afford any more children.

[VAR: ABPOORW]

<u>RESPONSE</u>	<u>PUNCH</u>	<u>YEAR</u>														
		<u>1972-82</u>	<u>1982B</u>	<u>1983-87</u>	<u>1987B</u>	<u>1988-91</u>	<u>1993-98</u>	<u>2000</u>	<u>2002</u>	<u>2004</u>	<u>2006</u>	<u>2008</u>	<u>2010</u>	<u>2012</u>	<u>2014</u>	<u>ALL</u>
Always wrong	1	0	0	0	0	479	549	0	0	0	0	652	0	0	0	1680
Almost always wrong	2	0	0	0	0	195	138	0	0	0	0	135	0	0	0	468
Wrong only sometimes	3	0	0	0	0	142	112	0	0	0	0	144	0	0	0	398
Not wrong at all	4	0	0	0	0	408	359	0	0	0	0	400	0	0	0	1167
Can't choose	8	0	0	0	0	89	94	0	0	0	0	25	0	0	0	208
No answer	9	0	0	0	0	46	32	0	0	0	0	9	0	0	0	87
Not applicable	IAP	13626	354	7542	353	4548	9050	2817	2765	2812	4510	658	2044	1974	2538	55591

1642. Consider the situations listed below. Do you feel it is wrong or not wrong if . . .

A. A taxpayer does not report all of his income in order to pay less income taxes.

[VAR: TAXCHEAT]

<u>RESPONSE</u>	<u>PUNCH</u>	<u>YEAR</u>														
		<u>1972-82</u>	<u>1982B</u>	<u>1983-87</u>	<u>1987B</u>	<u>1988-91</u>	<u>1993-98</u>	<u>2000</u>	<u>2002</u>	<u>2004</u>	<u>2006</u>	<u>2008</u>	<u>2010</u>	<u>2012</u>	<u>2014</u>	<u>ALL</u>
Not wrong	1	0	0	0	0	46	57	0	0	0	0	0	0	0	0	103
A bit wrong	2	0	0	0	0	155	127	0	0	0	0	0	0	0	0	282
Wrong	3	0	0	0	0	709	624	0	0	0	0	0	0	0	0	1333
Seriously wrong	4	0	0	0	0	385	384	0	0	0	0	0	0	0	0	769
Can't choose	8	0	0	0	0	37	66	0	0	0	0	0	0	0	0	103
No answer	9	0	0	0	0	27	26	0	0	0	0	0	0	0	0	53
Not applicable	IAP	13626	354	7542	353	4548	9050	2817	2765	2812	4510	2023	2044	1974	2538	56956

- B. A person gives the government incorrect information about himself to get government benefits that he is not entitled to.

[VAR: GOVCHEAT]

RESPONSE	PUNCH	YEAR														
		1972-82	1982B	1983-87	1987B	1988-91	1993-98	2000	2002	2004	2006	2008	2010	2012	2014	ALL
Not wrong	1	0	0	0	0	27	22	0	0	0	0	0	0	0	0	49
A bit wrong	2	0	0	0	0	49	34	0	0	0	0	0	0	0	0	83
Wrong	3	0	0	0	0	586	510	0	0	0	0	0	0	0	0	1096
Seriously wrong	4	0	0	0	0	645	664	0	0	0	0	0	0	0	0	1309
Can't choose	8	0	0	0	0	25	27	0	0	0	0	0	0	0	0	52
No answer	9	0	0	0	0	27	27	0	0	0	0	0	0	0	0	54
Not applicable	IAP	13626	354	7542	353	4548	9050	2817	2765	2812	4510	2023	2044	1974	2538	56956

1643. How much confidence do you have in . . .

- A. U.S. Congress

[VAR: CONCONG]

RESPONSE	PUNCH	YEAR														
		1972-82	1982B	1983-87	1987B	1988-91	1993-98	2000	2002	2004	2006	2008	2010	2012	2014	ALL
Complete confidence	1	0	0	0	0	102	28	0	0	0	0	32	0	0	0	162
A great deal of confidence	2	0	0	0	0	236	130	0	0	0	0	105	0	0	0	471
Some confidence	3	0	0	0	0	594	638	0	0	0	0	652	0	0	0	1884
Very little confidence	4	0	0	0	0	264	319	0	0	0	0	364	0	0	0	947
No confidence at all	5	0	0	0	0	91	93	0	0	0	0	187	0	0	0	371
Can't choose	8	0	0	0	0	44	41	0	0	0	0	23	0	0	0	108
No answer	9	0	0	0	0	28	35	0	0	0	0	2	0	0	0	65
Not applicable	IAP	13626	354	7542	353	4548	9050	2817	2765	2812	4510	658	2044	1974	2538	55591

B. Business and industry

[VAR: CONBIZ]

<u>RESPONSE</u>	<u>PUNCH</u>	<u>YEAR</u>														
		<u>1972-82</u>	<u>1982B</u>	<u>1983-87</u>	<u>1987B</u>	<u>1988-91</u>	<u>1993-98</u>	<u>2000</u>	<u>2002</u>	<u>2004</u>	<u>2006</u>	<u>2008</u>	<u>2010</u>	<u>2012</u>	<u>2014</u>	<u>ALL</u>
Complete confidence	1	0	0	0	0	44	34	0	0	0	0	35	0	0	0	113
A great deal of confidence	2	0	0	0	0	241	271	0	0	0	0	199	0	0	0	711
Some confidence	3	0	0	0	0	714	659	0	0	0	0	803	0	0	0	2176
Very little confidence	4	0	0	0	0	220	186	0	0	0	0	231	0	0	0	637
No confidence at all	5	0	0	0	0	54	45	0	0	0	0	78	0	0	0	177
Can't choose	8	0	0	0	0	40	45	0	0	0	0	19	0	0	0	104
No answer	9	0	0	0	0	46	44	0	0	0	0	0	0	0	0	90
Not applicable	IAP	13626	354	7542	353	4548	9050	2817	2765	2812	4510	658	2044	1974	2538	55591

C. Government departments

[VAR: CONGOVT]

<u>RESPONSE</u>	<u>PUNCH</u>	<u>YEAR</u>														
		<u>1972-82</u>	<u>1982B</u>	<u>1983-87</u>	<u>1987B</u>	<u>1988-91</u>	<u>1993-98</u>	<u>2000</u>	<u>2002</u>	<u>2004</u>	<u>2006</u>	<u>2008</u>	<u>2010</u>	<u>2012</u>	<u>2014</u>	<u>ALL</u>
Complete confidence	1	0	0	0	0	56	0	0	0	0	0	0	0	0	0	56
A great deal of confidence	2	0	0	0	0	163	0	0	0	0	0	0	0	0	0	163
Some confidence	3	0	0	0	0	626	0	0	0	0	0	0	0	0	0	626
Very little confidence	4	0	0	0	0	342	0	0	0	0	0	0	0	0	0	342
No confidence at all	5	0	0	0	0	89	0	0	0	0	0	0	0	0	0	89
Can't choose	8	0	0	0	0	36	0	0	0	0	0	0	0	0	0	36
No answer	9	0	0	0	0	47	0	0	0	0	0	0	0	0	0	47
Not applicable	IAP	13626	354	7542	353	4548	10334	2817	2765	2812	4510	2023	2044	1974	2538	58240

D. Churches and religious organizations

[VAR: CONCHURH]

<u>RESPONSE</u>	<u>PUNCH</u>	<u>YEAR</u>														
		<u>1972-82</u>	<u>1982B</u>	<u>1983-87</u>	<u>1987B</u>	<u>1988-91</u>	<u>1993-98</u>	<u>2000</u>	<u>2002</u>	<u>2004</u>	<u>2006</u>	<u>2008</u>	<u>2010</u>	<u>2012</u>	<u>2014</u>	<u>ALL</u>
Complete confidence	1	0	0	0	0	165	115	0	0	0	0	90	0	0	0	370
A great deal of confidence	2	0	0	0	0	357	409	0	0	0	0	293	0	0	0	1059
Some confidence	3	0	0	0	0	524	482	0	0	0	0	679	0	0	0	1685
Very little confidence	4	0	0	0	0	161	134	0	0	0	0	177	0	0	0	472
No confidence at all	5	0	0	0	0	82	64	0	0	0	0	107	0	0	0	253
Can't choose	8	0	0	0	0	32	41	0	0	0	0	13	0	0	0	86
No answer	9	0	0	0	0	38	39	0	0	0	0	6	0	0	0	83
Not applicable	IAP	13626	354	7542	353	4548	9050	2817	2765	2812	4510	658	2044	1974	2538	55591

E. Courts and the legal system

[VAR: CONCOURT]

<u>RESPONSE</u>	<u>PUNCH</u>	<u>YEAR</u>														
		<u>1972-82</u>	<u>1982B</u>	<u>1983-87</u>	<u>1987B</u>	<u>1988-91</u>	<u>1993-98</u>	<u>2000</u>	<u>2002</u>	<u>2004</u>	<u>2006</u>	<u>2008</u>	<u>2010</u>	<u>2012</u>	<u>2014</u>	<u>ALL</u>
Complete confidence	1	0	0	0	0	75	38	0	0	0	0	60	0	0	0	173
A great deal of confidence	2	0	0	0	0	254	209	0	0	0	0	239	0	0	0	702
Some confidence	3	0	0	0	0	608	572	0	0	0	0	733	0	0	0	1913
Very little confidence	4	0	0	0	0	277	294	0	0	0	0	227	0	0	0	798
No confidence at all	5	0	0	0	0	81	104	0	0	0	0	87	0	0	0	272
Can't choose	8	0	0	0	0	27	30	0	0	0	0	15	0	0	0	72
No answer	9	0	0	0	0	37	37	0	0	0	0	4	0	0	0	78
Not applicable	IAP	13626	354	7542	353	4548	9050	2817	2765	2812	4510	658	2044	1974	2538	55591

F. Schools and the educational system

[VAR: CONSCHLS]

<u>RESPONSE</u>	<u>PUNCH</u>	<u>YEAR</u>														
		<u>1972-82</u>	<u>1982B</u>	<u>1983-87</u>	<u>1987B</u>	<u>1988-91</u>	<u>1993-98</u>	<u>2000</u>	<u>2002</u>	<u>2004</u>	<u>2006</u>	<u>2008</u>	<u>2010</u>	<u>2012</u>	<u>2014</u>	<u>ALL</u>
Complete confidence	1	0	0	0	0	119	65	0	0	0	0	85	0	0	0	269
A great deal of confidence	2	0	0	0	0	362	351	0	0	0	0	343	0	0	0	1056
Some confidence	3	0	0	0	0	574	581	0	0	0	0	672	0	0	0	1827
Very little confidence	4	0	0	0	0	195	180	0	0	0	0	208	0	0	0	583
No confidence at all	5	0	0	0	0	46	48	0	0	0	0	46	0	0	0	140
Can't choose	8	0	0	0	0	32	23	0	0	0	0	10	0	0	0	65
No answer	9	0	0	0	0	31	36	0	0	0	0	1	0	0	0	68
Not applicable	BK	13626	354	7542	353	4548	9050	2817	2765	2812	4510	658	2044	1974	2538	55591

REMARKS: See GSS Methodological Report No. 80.

1644. How much do you agree or disagree with each of the following...

A. Politicians who do not believe in God are unfit for public office.

[VAR: POLSGOD]

<u>RESPONSE</u>	<u>PUNCH</u>	<u>YEAR</u>														
		<u>1972-82</u>	<u>1982B</u>	<u>1983-87</u>	<u>1987B</u>	<u>1988-91</u>	<u>1993-98</u>	<u>2000</u>	<u>2002</u>	<u>2004</u>	<u>2006</u>	<u>2008</u>	<u>2010</u>	<u>2012</u>	<u>2014</u>	<u>ALL</u>
Strongly agree	1	0	0	0	0	188	0	0	0	0	0	0	0	0	0	188
Agree	2	0	0	0	0	197	0	0	0	0	0	0	0	0	0	197
Neither agree nor disagree	3	0	0	0	0	354	0	0	0	0	0	0	0	0	0	354
Disagree	4	0	0	0	0	400	0	0	0	0	0	0	0	0	0	400
Strongly disagree	5	0	0	0	0	138	0	0	0	0	0	0	0	0	0	138
Can't choose	8	0	0	0	0	57	0	0	0	0	0	0	0	0	0	57
No answer	9	0	0	0	0	25	0	0	0	0	0	0	0	0	0	25
Not applicable	IAP	13626	354	7542	353	4548	10334	2817	2765	2812	4510	2023	2044	1974	2538	58240

B. Religious leaders should not try to influence how people vote in elections.

[VAR: CLERGVTE]

<u>RESPONSE</u>	<u>PUNCH</u>	<u>YEAR</u>														
		<u>1972-82</u>	<u>1982B</u>	<u>1983-87</u>	<u>1987B</u>	<u>1988-91</u>	<u>1993-98</u>	<u>2000</u>	<u>2002</u>	<u>2004</u>	<u>2006</u>	<u>2008</u>	<u>2010</u>	<u>2012</u>	<u>2014</u>	<u>ALL</u>
Strongly agree	1	0	0	0	0	395	447	0	0	0	0	607	0	0	0	1449
Agree	2	0	0	0	0	448	367	0	0	0	0	379	0	0	0	1194
Neither agree nor disagree	3	0	0	0	0	223	210	0	0	0	0	186	0	0	0	619
Disagree	4	0	0	0	0	201	150	0	0	0	0	146	0	0	0	497
Strongly disagree	5	0	0	0	0	31	55	0	0	0	0	37	0	0	0	123
Can't choose	8	0	0	0	0	39	21	0	0	0	0	8	0	0	0	68
No answer	9	0	0	0	0	22	34	0	0	0	0	2	0	0	0	58
Not applicable	IAP	13626	354	7542	353	4548	9050	2817	2765	2812	4510	658	2044	1974	2538	55591

C. It would be better for America if more people with strong religious beliefs held public office.

[VAR: RELIGPUB]

<u>RESPONSE</u>	<u>PUNCH</u>	<u>YEAR</u>														
		<u>1972-82</u>	<u>1982B</u>	<u>1983-87</u>	<u>1987B</u>	<u>1988-91</u>	<u>1993-98</u>	<u>2000</u>	<u>2002</u>	<u>2004</u>	<u>2006</u>	<u>2008</u>	<u>2010</u>	<u>2012</u>	<u>2014</u>	<u>ALL</u>
Strongly agree	1	0	0	0	0	184	0	0	0	0	0	0	0	0	0	184
Agree	2	0	0	0	0	310	0	0	0	0	0	0	0	0	0	310
Neither agree nor disagree	3	0	0	0	0	428	0	0	0	0	0	0	0	0	0	428
Disagree	4	0	0	0	0	284	0	0	0	0	0	0	0	0	0	284
Strongly disagree	5	0	0	0	0	72	0	0	0	0	0	0	0	0	0	72
Can't choose	8	0	0	0	0	56	0	0	0	0	0	0	0	0	0	56
No answer	9	0	0	0	0	25	0	0	0	0	0	0	0	0	0	25
Not applicable	IAP	13626	354	7542	353	4548	10334	2817	2765	2812	4510	2023	2044	1974	2538	58240

D. Religious leaders should not try to influence government decisions.

[VAR: CLERGGOV]

<u>RESPONSE</u>	<u>PUNCH</u>	<u>YEAR</u>														
		<u>1972-82</u>	<u>1982B</u>	<u>1983-87</u>	<u>1987B</u>	<u>1988-91</u>	<u>1993-98</u>	<u>2000</u>	<u>2002</u>	<u>2004</u>	<u>2006</u>	<u>2008</u>	<u>2010</u>	<u>2012</u>	<u>2014</u>	<u>ALL</u>
Strongly agree	1	0	0	0	0	287	366	0	0	0	0	515	0	0	0	1168
Agree	2	0	0	0	0	401	354	0	0	0	0	401	0	0	0	1156
Neither agree nor disagree	3	0	0	0	0	308	224	0	0	0	0	206	0	0	0	738
Disagree	4	0	0	0	0	254	197	0	0	0	0	182	0	0	0	633
Strongly disagree	5	0	0	0	0	36	68	0	0	0	0	48	0	0	0	152
Can't choose	8	0	0	0	0	51	33	0	0	0	0	12	0	0	0	96
No answer	9	0	0	0	0	22	42	0	0	0	0	1	0	0	0	65
Not applicable	IAP	13626	354	7542	353	4548	9050	2817	2765	2812	4510	658	2044	1974	2538	55591

1645. Do you think that churches and religious organizations in this country have too much power or too little power?

[VAR: CHURHPOW]

<u>RESPONSE</u>	<u>PUNCH</u>	<u>YEAR</u>														
		<u>1972-82</u>	<u>1982B</u>	<u>1983-87</u>	<u>1987B</u>	<u>1988-91</u>	<u>1993-98</u>	<u>2000</u>	<u>2002</u>	<u>2004</u>	<u>2006</u>	<u>2008</u>	<u>2010</u>	<u>2012</u>	<u>2014</u>	<u>ALL</u>
Far too much power	1	0	0	0	0	88	68	0	0	0	0	88	0	0	0	244
Too much power	2	0	0	0	0	185	186	0	0	0	0	336	0	0	0	707
About the right amount of power	3	0	0	0	0	698	596	0	0	0	0	649	0	0	0	1943
Too little power	4	0	0	0	0	178	182	0	0	0	0	201	0	0	0	561
Far too little power	5	0	0	0	0	36	50	0	0	0	0	23	0	0	0	109
Can't choose	8	0	0	0	0	141	157	0	0	0	0	58	0	0	0	356
No answer	9	0	0	0	0	33	45	0	0	0	0	10	0	0	0	88
Not applicable	IAP	13626	354	7542	353	4548	9050	2817	2765	2812	4510	658	2044	1974	2538	55591

1646. Which best describes your beliefs about God?

[VAR: GODCHNGE]

<u>RESPONSE</u>	<u>PUNCH</u>	<u>YEAR</u>														
		<u>1972-82</u>	<u>1982B</u>	<u>1983-87</u>	<u>1987B</u>	<u>1988-91</u>	<u>1993-98</u>	<u>2000</u>	<u>2002</u>	<u>2004</u>	<u>2006</u>	<u>2008</u>	<u>2010</u>	<u>2012</u>	<u>2014</u>	<u>ALL</u>
I don't believe in God now, and I never have	1	0	0	0	0	24	33	0	0	7	0	56	0	0	0	120
I don't believe in God now, but I used to	2	0	0	0	0	47	59	0	0	10	0	72	0	0	0	188
I believe in God now, but I didn't used to	3	0	0	0	0	63	69	0	0	42	0	96	0	0	0	270
I believe in God now, and I always have	4	0	0	0	0	1074	960	0	0	576	0	1099	0	0	0	3709
Can't choose	8	0	0	0	0	127	118	0	0	1	0	30	0	0	0	276
No answer	9	0	0	0	0	24	45	0	0	13	0	12	0	0	0	94
Not applicable	IAP	13626	354	7542	353	4548	9050	2817	2765	2163	4510	658	2044	1974	2538	54942

1647. Do you believe in. . .

A. Life after death

[VAR: AFTERLIF]

<u>RESPONSE</u>	<u>PUNCH</u>	<u>YEAR</u>														
		<u>1972-82</u>	<u>1982B</u>	<u>1983-87</u>	<u>1987B</u>	<u>1988-91</u>	<u>1993-98</u>	<u>2000</u>	<u>2002</u>	<u>2004</u>	<u>2006</u>	<u>2008</u>	<u>2010</u>	<u>2012</u>	<u>2014</u>	<u>ALL</u>
Yes, definitely	1	0	0	0	0	674	660	0	0	0	0	745	0	0	0	2079
Yes, probably	2	0	0	0	0	278	247	0	0	0	0	279	0	0	0	804
No, probably not	3	0	0	0	0	150	110	0	0	0	0	152	0	0	0	412
No, definitely not	4	0	0	0	0	123	110	0	0	0	0	127	0	0	0	360
Can't choose	8	0	0	0	0	94	110	0	0	0	0	54	0	0	0	258
No answer	9	0	0	0	0	40	47	0	0	0	0	8	0	0	0	95
Not applicable	IAP	13626	354	7542	353	4548	9050	2817	2765	2812	4510	658	2044	1974	2538	55591

B. The Devil

[VAR: DEVIL]

<u>RESPONSE</u>	<u>PUNCH</u>	<u>YEAR</u>											<u>ALL</u>			
		<u>1972-82</u>	<u>1982B</u>	<u>1983-87</u>	<u>1987B</u>	<u>1988-91</u>	<u>1993-98</u>	<u>2000</u>	<u>2002</u>	<u>2004</u>	<u>2006</u>	<u>2008</u>		<u>2010</u>	<u>2012</u>	<u>2014</u>
Yes, definitely	1	0	0	0	0	550	0	0	0	0	0	0	0	0	550	
Yes, probably	2	0	0	0	0	242	0	0	0	0	0	0	0	0	242	
No, probably not	3	0	0	0	0	204	0	0	0	0	0	0	0	0	204	
No, definitely not	4	0	0	0	0	216	0	0	0	0	0	0	0	0	216	
Can't choose	8	0	0	0	0	65	0	0	0	0	0	0	0	0	65	
No answer	9	0	0	0	0	82	0	0	0	0	0	0	0	0	82	
Not applicable	IAP	13626	354	7542	353	4548	10334	2817	2765	2812	4510	2023	2044	1974	2538	58240

C. Heaven

[VAR: HEAVEN]

<u>RESPONSE</u>	<u>PUNCH</u>	<u>YEAR</u>											<u>ALL</u>			
		<u>1972-82</u>	<u>1982B</u>	<u>1983-87</u>	<u>1987B</u>	<u>1988-91</u>	<u>1993-98</u>	<u>2000</u>	<u>2002</u>	<u>2004</u>	<u>2006</u>	<u>2008</u>		<u>2010</u>	<u>2012</u>	<u>2014</u>
Yes, definitely	1	0	0	0	0	776	770	0	0	0	0	853	0	0	0	2399
Yes, probably	2	0	0	0	0	275	223	0	0	0	0	276	0	0	0	774
No, probably not	3	0	0	0	0	115	90	0	0	0	0	117	0	0	0	322
No, definitely not	4	0	0	0	0	63	75	0	0	0	0	80	0	0	0	218
Can't choose	8	0	0	0	0	68	71	0	0	0	0	33	0	0	0	172
No answer	9	0	0	0	0	62	55	0	0	0	0	6	0	0	0	123
Not applicable	IAP	13626	354	7542	353	4548	9050	2817	2765	2812	4510	658	2044	1974	2538	55591

D. Hell

[VAR: HELL]

<u>RESPONSE</u>	<u>PUNCH</u>	<u>YEAR</u>											<u>ALL</u>			
		<u>1972-82</u>	<u>1982B</u>	<u>1983-87</u>	<u>1987B</u>	<u>1988-91</u>	<u>1993-98</u>	<u>2000</u>	<u>2002</u>	<u>2004</u>	<u>2006</u>	<u>2008</u>		<u>2010</u>	<u>2012</u>	<u>2014</u>
Yes, definitely	1	0	0	0	0	597	624	0	0	0	0	698	0	0	0	1919
Yes, probably	2	0	0	0	0	256	214	0	0	0	0	270	0	0	0	740
No, probably not	3	0	0	0	0	189	150	0	0	0	0	196	0	0	0	535
No, definitely not	4	0	0	0	0	162	138	0	0	0	0	163	0	0	0	463
Can't choose	8	0	0	0	0	72	97	0	0	0	0	30	0	0	0	199
No answer	9	0	0	0	0	83	61	0	0	0	0	8	0	0	0	152
Not applicable	IAP	13626	354	7542	353	4548	9050	2817	2765	2812	4510	658	2044	1974	2538	55591

E. Religious miracles

[VAR: MIRACLES]

<u>RESPONSE</u>	<u>PUNCH</u>	<u>YEAR</u>														
		<u>1972-82</u>	<u>1982B</u>	<u>1983-87</u>	<u>1987B</u>	<u>1988-91</u>	<u>1993-98</u>	<u>2000</u>	<u>2002</u>	<u>2004</u>	<u>2006</u>	<u>2008</u>	<u>2010</u>	<u>2012</u>	<u>2014</u>	<u>ALL</u>
Yes, definitely	1	0	0	0	0	543	577	0	0	0	0	738	0	0	0	1858
Yes, probably	2	0	0	0	0	331	304	0	0	0	0	311	0	0	0	946
No, probably not	3	0	0	0	0	193	142	0	0	0	0	183	0	0	0	518
No, definitely not	4	0	0	0	0	123	99	0	0	0	0	101	0	0	0	323
Can't choose	8	0	0	0	0	95	102	0	0	0	0	29	0	0	0	226
No answer	9	0	0	0	0	74	60	0	0	0	0	3	0	0	0	137
Not applicable	IAP	13626	354	7542	353	4548	9050	2817	2765	2812	4510	658	2044	1974	2538	55591

1648. Which of these statements comes closest to describing your feelings about the Bible?

[VAR: BIBLE1]

<u>RESPONSE</u>	<u>PUNCH</u>	<u>YEAR</u>														
		<u>1972-82</u>	<u>1982B</u>	<u>1983-87</u>	<u>1987B</u>	<u>1988-91</u>	<u>1993-98</u>	<u>2000</u>	<u>2002</u>	<u>2004</u>	<u>2006</u>	<u>2008</u>	<u>2010</u>	<u>2012</u>	<u>2014</u>	<u>ALL</u>
The Bible is the actual word of God and it is to be taken literally, word for word	1	0	0	0	0	430	358	0	0	0	0	0	0	0	0	788
The Bible is the inspired word of God but not everything should be taken literally, word for word	2	0	0	0	0	639	585	0	0	0	0	0	0	0	0	1224
The Bible is an ancient book of fables, legends, history, and moral precepts recorded by man	3	0	0	0	0	188	207	0	0	0	0	0	0	0	0	395
This does not apply to me	4	0	0	0	0	27	40	0	0	0	0	0	0	0	0	67
Can't choose	8	0	0	0	0	50	56	0	0	0	0	0	0	0	0	106
No answer	9	0	0	0	0	25	38	0	0	0	0	0	0	0	0	63
Not applicable	IAP	13626	354	7542	353	4548	9050	2817	2765	2812	4510	2023	2044	1974	2538	56956

1649. Do you agree or disagree with the following. . .

A. There is a God who concerns Himself with every human being personally.

[VAR: THEISM]

<u>RESPONSE</u>	<u>PUNCH</u>	<u>YEAR</u>														
		<u>1972-82</u>	<u>1982B</u>	<u>1983-87</u>	<u>1987B</u>	<u>1988-91</u>	<u>1993-98</u>	<u>2000</u>	<u>2002</u>	<u>2004</u>	<u>2006</u>	<u>2008</u>	<u>2010</u>	<u>2012</u>	<u>2014</u>	<u>ALL</u>
Strongly agree	1	0	0	0	0	585	493	0	0	0	0	578	0	0	0	1656
Agree	2	0	0	0	0	333	370	0	0	0	0	368	0	0	0	1071
Neither agree nor disagree	3	0	0	0	0	199	142	0	0	0	0	185	0	0	0	526
Disagree	4	0	0	0	0	72	107	0	0	0	0	136	0	0	0	315
Strongly disagree	5	0	0	0	0	55	67	0	0	0	0	76	0	0	0	198
Can't choose	8	0	0	0	0	65	50	0	0	0	0	16	0	0	0	131
No answer	9	0	0	0	0	50	55	0	0	0	0	6	0	0	0	111
Not applicable	IAP	13626	354	7542	353	4548	9050	2817	2765	2812	4510	658	2044	1974	2538	55591

B. There is little that people can do to change the course of their lives.

[VAR: FATALISM]

<u>RESPONSE</u>	<u>PUNCH</u>	<u>YEAR</u>														
		<u>1972-82</u>	<u>1982B</u>	<u>1983-87</u>	<u>1987B</u>	<u>1988-91</u>	<u>1993-98</u>	<u>2000</u>	<u>2002</u>	<u>2004</u>	<u>2006</u>	<u>2008</u>	<u>2010</u>	<u>2012</u>	<u>2014</u>	<u>ALL</u>
Strongly agree	1	0	0	0	0	55	42	0	0	0	0	47	0	0	0	144
Agree	2	0	0	0	0	113	90	0	0	0	0	107	0	0	0	310
Neither agree nor disagree	3	0	0	0	0	104	87	0	0	0	0	78	0	0	0	269
Disagree	4	0	0	0	0	525	528	0	0	0	0	618	0	0	0	1671
Strongly disagree	5	0	0	0	0	464	439	0	0	0	0	506	0	0	0	1409
Can't choose	8	0	0	0	0	33	29	0	0	0	0	7	0	0	0	69
No answer	9	0	0	0	0	65	69	0	0	0	0	2	0	0	0	136
Not applicable	IAP	13626	354	7542	353	4548	9050	2817	2765	2812	4510	658	2044	1974	2538	55591

C. To me, life is meaningful only because God exists.

[VAR: GODMEANS]

<u>RESPONSE</u>	<u>PUNCH</u>	<u>YEAR</u>														
		<u>1972-82</u>	<u>1982B</u>	<u>1983-87</u>	<u>1987B</u>	<u>1988-91</u>	<u>1993-98</u>	<u>2000</u>	<u>2002</u>	<u>2004</u>	<u>2006</u>	<u>2008</u>	<u>2010</u>	<u>2012</u>	<u>2014</u>	<u>ALL</u>
Strongly agree	1	0	0	0	0	298	242	0	0	0	0	268	0	0	0	808
Agree	2	0	0	0	0	305	282	0	0	0	0	352	0	0	0	939
Neither agree nor disagree	3	0	0	0	0	312	285	0	0	0	0	278	0	0	0	875
Disagree	4	0	0	0	0	190	240	0	0	0	0	298	0	0	0	728
Strongly disagree	5	0	0	0	0	133	120	0	0	0	0	151	0	0	0	404
Can't choose	8	0	0	0	0	58	50	0	0	0	0	13	0	0	0	121
No answer	9	0	0	0	0	63	65	0	0	0	0	5	0	0	0	133
Not applicable	IAP	13626	354	7542	353	4548	9050	2817	2765	2812	4510	658	2044	1974	2538	55591

D. In my opinion, life does not serve any purpose.

[VAR: NIHILISM]

<u>RESPONSE</u>	<u>PUNCH</u>	<u>YEAR</u>														
		<u>1972-82</u>	<u>1982B</u>	<u>1983-87</u>	<u>1987B</u>	<u>1988-91</u>	<u>1993-98</u>	<u>2000</u>	<u>2002</u>	<u>2004</u>	<u>2006</u>	<u>2008</u>	<u>2010</u>	<u>2012</u>	<u>2014</u>	<u>ALL</u>
Strongly agree	1	0	0	0	0	14	9	0	0	0	0	12	0	0	0	35
Agree	2	0	0	0	0	29	29	0	0	0	0	27	0	0	0	85
Neither agree nor disagree	3	0	0	0	0	57	75	0	0	0	0	66	0	0	0	198
Disagree	4	0	0	0	0	423	424	0	0	0	0	490	0	0	0	1337
Strongly disagree	5	0	0	0	0	718	638	0	0	0	0	755	0	0	0	2111
Can't choose	8	0	0	0	0	41	38	0	0	0	0	14	0	0	0	93
No answer	9	0	0	0	0	77	71	0	0	0	0	1	0	0	0	149
Not applicable	IAP	13626	354	7542	353	4548	9050	2817	2765	2812	4510	658	2044	1974	2538	55591

E. The course of our lives is decided by God.

[VAR: PREDETER]

<u>RESPONSE</u>	<u>PUNCH</u>	<u>YEAR</u>														
		<u>1972-82</u>	<u>1982B</u>	<u>1983-87</u>	<u>1987B</u>	<u>1988-91</u>	<u>1993-98</u>	<u>2000</u>	<u>2002</u>	<u>2004</u>	<u>2006</u>	<u>2008</u>	<u>2010</u>	<u>2012</u>	<u>2014</u>	<u>ALL</u>
Strongly agree	1	0	0	0	0	229	0	0	0	0	0	0	0	0	0	229
Agree	2	0	0	0	0	258	0	0	0	0	0	0	0	0	0	258
Neither agree nor disagree	3	0	0	0	0	272	0	0	0	0	0	0	0	0	0	272
Disagree	4	0	0	0	0	273	0	0	0	0	0	0	0	0	0	273
Strongly disagree	5	0	0	0	0	202	0	0	0	0	0	0	0	0	0	202
Can't choose	8	0	0	0	0	65	0	0	0	0	0	0	0	0	0	65
No answer	9	0	0	0	0	60	0	0	0	0	0	0	0	0	0	60
Not applicable	IAP	13626	354	7542	353	4548	10334	2817	2765	2812	4510	2023	2044	1974	2538	58240

F. Life is only meaningful if you provide the meaning yourself.

[VAR: EGOMEANS]

<u>RESPONSE</u>	<u>PUNCH</u>	<u>YEAR</u>														
		<u>1972-82</u>	<u>1982B</u>	<u>1983-87</u>	<u>1987B</u>	<u>1988-91</u>	<u>1993-98</u>	<u>2000</u>	<u>2002</u>	<u>2004</u>	<u>2006</u>	<u>2008</u>	<u>2010</u>	<u>2012</u>	<u>2014</u>	<u>ALL</u>
Strongly agree	1	0	0	0	0	280	126	0	0	0	0	192	0	0	0	598
Agree	2	0	0	0	0	476	417	0	0	0	0	464	0	0	0	1357
Neither agree nor disagree	3	0	0	0	0	186	219	0	0	0	0	190	0	0	0	595
Disagree	4	0	0	0	0	192	251	0	0	0	0	336	0	0	0	779
Strongly disagree	5	0	0	0	0	108	152	0	0	0	0	158	0	0	0	418
Can't choose	8	0	0	0	0	49	50	0	0	0	0	21	0	0	0	120
No answer	9	0	0	0	0	68	69	0	0	0	0	4	0	0	0	141
Not applicable	IAP	13626	354	7542	353	4548	9050	2817	2765	2812	4510	658	2044	1974	2538	55591

G. We each make our own fate.

[VAR: OWNFATE]

<u>RESPONSE</u>	<u>PUNCH</u>	<u>YEAR</u>														
		<u>1972-82</u>	<u>1982B</u>	<u>1983-87</u>	<u>1987B</u>	<u>1988-91</u>	<u>1993-98</u>	<u>2000</u>	<u>2002</u>	<u>2004</u>	<u>2006</u>	<u>2008</u>	<u>2010</u>	<u>2012</u>	<u>2014</u>	<u>ALL</u>
Strongly agree	1	0	0	0	0	266	200	0	0	0	0	0	0	0	0	466
Agree	2	0	0	0	0	517	510	0	0	0	0	0	0	0	0	1027
Neither agree nor disagree	3	0	0	0	0	254	237	0	0	0	0	0	0	0	0	491
Disagree	4	0	0	0	0	145	149	0	0	0	0	0	0	0	0	294
Strongly disagree	5	0	0	0	0	59	79	0	0	0	0	0	0	0	0	138
Can't choose	8	0	0	0	0	50	44	0	0	0	0	0	0	0	0	94
No answer	9	0	0	0	0	68	65	0	0	0	0	0	0	0	0	133
Not applicable	IAP	13626	354	7542	353	4548	9050	2817	2765	2812	4510	2023	2044	1974	2538	56956

1650. Has there ever been a turning point in your life when you made a new and personal commitment to religion?

[VAR: RELEXPEN]

<u>RESPONSE</u>	<u>PUNCH</u>	<u>YEAR</u>														
		<u>1972-82</u>	<u>1982B</u>	<u>1983-87</u>	<u>1987B</u>	<u>1988-91</u>	<u>1993-98</u>	<u>2000</u>	<u>2002</u>	<u>2004</u>	<u>2006</u>	<u>2008</u>	<u>2010</u>	<u>2012</u>	<u>2014</u>	<u>ALL</u>
Yes	1	0	0	0	0	615	562	0	0	488	1312	860	847	0	0	4684
No	2	0	0	0	0	698	656	0	0	840	1664	1141	1184	0	0	6183
Don't know	8	0	0	0	0	3	5	0	0	4	10	16	4	0	0	42
No answer	9	0	0	0	0	43	61	0	0	8	6	6	9	0	0	133
Not applicable	IAP	13626	354	7542	353	4548	9050	2817	2765	1472	1518	0	0	1974	2538	48557

1651. What was your mother's religious preference when you were a child? Was it Protestant, Catholic, Jewish, some other religion, or no religion?

[VAR: MARELKID]

<u>RESPONSE</u>	<u>PUNCH</u>	<u>YEAR</u>														
		<u>1972-82</u>	<u>1982B</u>	<u>1983-87</u>	<u>1987B</u>	<u>1988-91</u>	<u>1993-98</u>	<u>2000</u>	<u>2002</u>	<u>2004</u>	<u>2006</u>	<u>2008</u>	<u>2010</u>	<u>2012</u>	<u>2014</u>	<u>ALL</u>
Protestant	1	0	0	0	0	810	704	0	0	0	0	764	0	0	0	2278
Catholic	2	0	0	0	0	388	392	0	0	0	0	410	0	0	0	1190
Jewish	3	0	0	0	0	30	22	0	0	0	0	27	0	0	0	79
Orthodox (such as Greek or Russian Orthodox)	4	0	0	0	0	8	12	0	0	0	0	10	0	0	0	30
Moslem	5	0	0	0	0	3	6	0	0	0	0	7	0	0	0	16
Other (please specify)	6	0	0	0	0	17	14	0	0	0	0	17	0	0	0	48
No religion	7	0	0	0	0	28	35	0	0	0	0	97	0	0	0	160
Don't know	8	0	0	0	0	54	62	0	0	0	0	28	0	0	0	144
No answer	9	0	0	0	0	21	37	0	0	0	0	5	0	0	0	63
Not applicable	IAP	13626	354	7542	353	4548	9050	2817	2765	2812	4510	658	2044	1974	2538	55591

A. If Protestant, what specific denomination was that?

[VAR: MADENKID]

<u>RESPONSE</u>	<u>PUNCH</u>	<u>YEAR</u>														
		<u>1972-82</u>	<u>1982B</u>	<u>1983-87</u>	<u>1987B</u>	<u>1988-91</u>	<u>1993-98</u>	<u>2000</u>	<u>2002</u>	<u>2004</u>	<u>2006</u>	<u>2008</u>	<u>2010</u>	<u>2012</u>	<u>2014</u>	<u>ALL</u>
BAPTIST																
American Baptist Association	10000	0	0	0	0	2	1	0	0	0	0	15	0	0	0	18
American Baptist Churches in the U.S.A	11000	0	0	0	0	0	0	0	0	0	0	5	0	0	0	5
National Baptist Convention of America	12000	0	0	0	0	0	0	0	0	0	0	6	0	0	0	6
National Baptist Convention, U.S.A., Inc	13000	0	0	0	0	0	0	0	0	0	0	3	0	0	0	3
Southern Baptist Convention	14000	0	0	0	0	34	42	0	0	0	0	103	0	0	0	179
Other Baptist Churches	15000	0	0	0	0	3	5	0	0	0	0	2	0	0	0	10
Baptist, Don't know which	18000	0	0	0	0	182	159	0	0	0	0	135	0	0	0	476
METHODIST																
African Methodist Episcopal Church	20000	0	0	0	0	3	27	0	0	0	0	5	0	0	0	35
African Methodist Episcopal	21000	0	0	0	0	1	1	0	0	0	0	3	0	0	0	5

[VAR: MADENKID] (CONTINUED)

<u>RESPONSE</u>	<u>PUNCH</u>	<u>YEAR</u>														
		<u>1972-82</u>	<u>1982B</u>	<u>1983-87</u>	<u>1987B</u>	<u>1988-91</u>	<u>1993-98</u>	<u>2000</u>	<u>2002</u>	<u>2004</u>	<u>2006</u>	<u>2008</u>	<u>2010</u>	<u>2012</u>	<u>2014</u>	<u>ALL</u>
Zion Church																
United Methodist Church	22000	0	0	0	0	19	23	0	0	0	0	66	0	0	0	108
Other Methodist Churches	23000	0	0	0	0	1	3	0	0	0	0	0	0	0	0	4
Methodist, Don't know which	28000	0	0	0	0	99	93	0	0	0	0	30	0	0	0	222
LUTHERAN																
American Lutheran Church	30000	0	0	0	0	6	1	0	0	0	0	10	0	0	0	17
Lutheran Church in America	31000	0	0	0	0	0	2	0	0	0	0	6	0	0	0	8
Lutheran Church-- Missouri Synod	32000	0	0	0	0	4	3	0	0	0	0	11	0	0	0	18
Wisconsin Evangelical Lutheran Synod	33000	0	0	0	0	1	2	0	0	0	0	5	0	0	0	8
Other Lutheran Churches	34000	0	0	0	0	2	2	0	0	0	0	1	0	0	0	5
Evangelical Lutheran	35000	0	0	0	0	0	2	0	0	0	0	2	0	0	0	4
Lutheran, Don't know which	38000	0	0	0	0	72	49	0	0	0	0	30	0	0	0	151
PRESBYTERIAN																
Presbyterian Church in the U.S.A	40000	0	0	0	0	0	0	0	0	0	0	6	0	0	0	6
United Presbyterian Church in the U.S.A.	41000	0	0	0	0	2	0	0	0	0	0	7	0	0	0	9
Other Presbyterian Churches	42000	0	0	0	0	0	0	0	0	0	0	0	0	0	0	0
Presbyterian Church (U.S.A)	43000	0	0	0	0	2	0	0	0	0	0	0	0	0	0	2
Presbyterian, don't know which	48000	0	0	0	0	44	38	0	0	0	0	37	0	0	0	119
EPISCOPAL CHURCH	50000	0	0	0	0	23	10	0	0	0	0	30	0	0	0	63
Independent Bible Fellowship	60003	0	0	0	0	0		0	0	0	0	1	0	0	0	1
New Testament Christian	60006	0	0	0	0	1		0	0	0	0	0	0	0	0	1
Moravian	60008	0	0	0	0	1	1	0	0	0	0	0	0	0	0	2
Christian and Missionary Alliance	60009	0	0	0	0	0		0	0	0	0	2	0	0	0	2
Assembly of God	60012	0	0	0	0	7	5	0	0	0	0	3	0	0	0	15
Apostolic	60014	0	0	0	0	0		0	0	0	0	1	0	0	0	1
Free Will Baptist	60016	0	0	0	0	2		0	0	0	0	6	0	0	0	8
Brethren Church	60020	0	0	0	0	0		0	0	0	0	3	0	0	0	3
United Brethren, Brethren in Christ	60023	0	0	0	0	0		0	0	0	0	1	0	0	0	1

[VAR: MADENKID] (CONTINUED)

<u>RESPONSE</u>	<u>PUNCH</u>	<u>YEAR</u>														
		<u>1972-82</u>	<u>1982B</u>	<u>1983-87</u>	<u>1987B</u>	<u>1988-91</u>	<u>1993-98</u>	<u>2000</u>	<u>2002</u>	<u>2004</u>	<u>2006</u>	<u>2008</u>	<u>2010</u>	<u>2012</u>	<u>2014</u>	<u>ALL</u>
Independent	60024	0	0	0	0	0	1	0	0	0	0	1	0	0	0	2
Christian; Central Christian	60031	0	0	0	0	18	16	0	0	0	0	27	0	0	0	61
Christian Reform	60032	0	0	0	0	2	1	0	0	0	0	3	0	0	0	6
Christian Scientist	60033	0	0	0	0	4	7	0	0	0	0	0	0	0	0	11
Church of Christ	60035	0	0	0	0	14	9	0	0	0	0	15	0	0	0	38
Churches of God (Except with Christ and Holiness)	60036	0	0	0	0	10	6	0	0	0	0	6	0	0	0	22
Church of God in Christ	60037	0	0	0	0	2	2	0	0	0	0	1	0	0	0	5
Holiness	60038	0	0	0	0	0	1	0	0	0	0	0	0	0	0	1
Congregationalist, 1st Congreg	60040	0	0	0	0	8	8	0	0	0	0	5	0	0	0	21
Covenant	60042	0	0	0	0	1	1	0	0	0	0	0	0	0	0	2
Dutch Reform	60043	0	0	0	0	1		0	0	0	0	1	0	0	0	2
Disciples of Christ	60044	0	0	0	0	4	2	0	0	0	0	4	0	0	0	10
Evangelical, Evangelist	60045	0	0	0	0	4		0	0	0	0	2	0	0	0	6
Evangelical Reform	60046	0	0	0	0	0	1	0	0	0	0	0	0	0	0	1
First Christian Disciples of Christ	60049	0	0	0	0	1		0	0	0	0	0	0	0	0	1
First Reformed	60050	0	0	0	0	1		0	0	0	0	0	0	0	0	1
First Christian	60051	0	0	0	0	4	1	0	0	0	0	0	0	0	0	5
Full Gospel	60052	0	0	0	0	1	3	0	0	0	0	1	0	0	0	5
Holiness; Church of Holiness	60056	0	0	0	0	4	3	0	0	0	0	5	0	0	0	12
Pilgrim Holiness	60057	0	0	0	0	1		0	0	0	0	1	0	0	0	2
Jehovah's Witnesses	60058	0	0	0	0	3	10	0	0	0	0	9	0	0	0	22
LDS	60059	0	0	0	0	15		0	0	0	0	8	0	0	0	23
LDS--Mormon	60060	0	0	0	0	1		0	0	0	0	4	0	0	0	5
LDS--Reorganized	60061	0	0	0	0	1		0	0	0	0	0	0	0	0	1
LDS--Jesus Christ; Church of Jesus LDS	60062	0	0	0	0	2	1	0	0	0	0	0	0	0	0	3
Mennonite	60063	0	0	0	0	3	0	0	0	0	0	2	0	0	0	5
Mormon	60064	0	0	0	0	4	8	0	0	0	0	11	0	0	0	23
Nazarene	60065	0	0	0	0	2	2	0	0	0	0	3	0	0	0	7
Pentecostal Assembly of God	60066	0	0	0	0	1	0	0	0	0	0	0	0	0	0	1
Pentecostal	60068	0	0	0	0	17	8	0	0	0	0	19	0	0	0	44
Quaker	60070	0	0	0	0	2	0	0	0	0	0	3	0	0	0	5

[VAR: MADENKID] (CONTINUED)

<u>RESPONSE</u>	<u>PUNCH</u>	<u>YEAR</u>														
		<u>1972-82</u>	<u>1982B</u>	<u>1983-87</u>	<u>1987B</u>	<u>1988-91</u>	<u>1993-98</u>	<u>2000</u>	<u>2002</u>	<u>2004</u>	<u>2006</u>	<u>2008</u>	<u>2010</u>	<u>2012</u>	<u>2014</u>	<u>ALL</u>
Reformed	60071	0	0	0	0	1	1	0	0	0	0	4	0	0	0	6
Salvation Army	60076	0	0	0	0	0	1	0	0	0	0	0	0	0	0	1
7th Day Adventist	60077	0	0	0	0	4	12	0	0	0	0	3	0	0	0	19
Sanctified, Sanctification	60078	0	0	0	0	1	0	0	0	0	0	0	0	0	0	1
Unitarian, Universalist	60080	0	0	0	0	1	1	0	0	0	0	1	0	0	0	3
United Church of Christ	60081	0	0	0	0	3	4	0	0	0	0	2	0	0	0	9
Wesleyan	60083	0	0	0	0	1	1	0	0	0	0	0	0	0	0	2
Wesleyan Methodist-- Pilgrim	60084	0	0	0	0	1	1	0	0	0	0	0	0	0	0	2
Mission Covenant	60092	0	0	0	0	1	0	0	0	0	0	0	0	0	0	1
Missionary Baptist	60093	0	0	0	0	3	1	0	0	0	0	3	0	0	0	7
Other Fundamentalist	60097	0	0	0	0	1	0	0	0	0	0	0	0	0	0	1
Charismatic Christian	60102	0	0	0	0	0	0	0	0	0	0	1	0	0	0	1
Worldwide Church of God	60113	0	0	0	0	1	0	0	0	0	0	1	0	0	0	2
Missionary	60117	0	0	0	0	0	0	0	0	0	0	3	0	0	0	3
United Church of Canada	60119	0	0	0	0	1	0	0	0	0	0	0	0	0	0	1
Evangelical United Brethren	60120	0	0	0	0	2	4	0	0	0	0	0	0	0	0	6
Primitive Baptist	60133	0	0	0	0	1	0	0	0	0	0	0	0	0	0	1
Apostolic Church	60138	0	0	0	0	0	1	0	0	0	0	0	0	0	0	1
New Birth Christian	60141	0	0	0	0	1	0	0	0	0	0	0	0	0	0	1
No denomination given or non-denom. church	70000	0	0	0	0	12	16	0	0	0	0	41	0	0	0	69
Don't know	99998	0	0	0	0	13	20	0	0	0	0	31	0	0	0	64
No answer	99999	0	0	0	0	120	83	0	0	0	0	13	0	0	0	216
Not applicable	IAP	13626	354	7542	353	5097	9628	2817	2765	2812	4510	1254	2044	1974	2538	57314

1652. What was your father's religious preference when you were a child? Was it Protestant, Catholic, Jewish, some other religion, or no religion?

[VAR: PARELKID]

<u>RESPONSE</u>	<u>PUNCH</u>	<u>YEAR</u>														
		<u>1972-82</u>	<u>1982B</u>	<u>1983-87</u>	<u>1987B</u>	<u>1988-91</u>	<u>1993-98</u>	<u>2000</u>	<u>2002</u>	<u>2004</u>	<u>2006</u>	<u>2008</u>	<u>2010</u>	<u>2012</u>	<u>2014</u>	<u>ALL</u>
Protestant	1	0	0	0	0	704	601	0	0	0	0	602	0	0	0	1907
Catholic	2	0	0	0	0	368	344	0	0	0	0	413	0	0	0	1125
Jewish	3	0	0	0	0	32	25	0	0	0	0	25	0	0	0	82
Orthodox (such as Greek or Russian Orthodox)	4	0	0	0	0	9	7	0	0	0	0	5	0	0	0	21
Moslem	5	0	0	0	0	4	8	0	0	0	0	12	0	0	0	24
Other (please specify)	6	0	0	0	0	14	20	0	0	0	0	12	0	0	0	46
No religion	7	0	0	0	0	89	100	0	0	0	0	198	0	0	0	387
Don't know	8	0	0	0	0	114	135	0	0	0	0	92	0	0	0	341
No answer	9	0	0	0	0	25	44	0	0	0	0	6	0	0	0	75
Not applicable	IAP	13626	354	7542	353	4548	9050	2817	2765	2812	4510	658	2044	1974	2538	55591

A. If Protestant, what specific denomination was that?

[VAR: PADENKID]

<u>RESPONSE</u>	<u>PUNCH</u>	<u>YEAR</u>														
		<u>1972-82</u>	<u>1982B</u>	<u>1983-87</u>	<u>1987B</u>	<u>1988-91</u>	<u>1993-98</u>	<u>2000</u>	<u>2002</u>	<u>2004</u>	<u>2006</u>	<u>2008</u>	<u>2010</u>	<u>2012</u>	<u>2014</u>	<u>ALL</u>
BAPTIST																
American Baptist Association	10000	0	0	0	0	2	1	0	0	0	0	5	0	0	0	8
American Baptist Churches in the U.S.A	11000	0	0	0	0	0	0	0	0	0	0	5	0	0	0	5
National Baptist Convention of America	12000	0	0	0	0	0	0	0	0	0	0	6	0	0	0	6
National Baptist Convention, U.S.A., Inc	13000	0	0	0	0	0	0	0	0	0	0	4	0	0	0	4
Southern Baptist Convention	14000	0	0	0	0	28	34	0	0	0	0	76	0	0	0	138
Other Baptist Churches	15000	0	0	0	0	1	4	0	0	0	0	0	0	0	0	5
Baptist, Don't know which	18000	0	0	0	0	163	141	0	0	0	0	110	0	0	0	414
METHODIST																
African Methodist Episcopal Church	20000	0	0	0	0	3	25	0	0	0	0	3	0	0	0	31

[VAR: PADENKID] (CONTINUED)

<u>RESPONSE</u>	<u>PUNCH</u>	<u>YEAR</u>														
		<u>1972-82</u>	<u>1982B</u>	<u>1983-87</u>	<u>1987B</u>	<u>1988-91</u>	<u>1993-98</u>	<u>2000</u>	<u>2002</u>	<u>2004</u>	<u>2006</u>	<u>2008</u>	<u>2010</u>	<u>2012</u>	<u>2014</u>	<u>ALL</u>
African Methodist Episcopal Zion Church	21000	0	0	0	0	0	1	0	0	0	0	1	0	0	0	2
United Methodist Church	22000	0	0	0	0	17	17	0	0	0	0	52	0	0	0	86
Other Methodist Churches	23000	0	0	0	0	1	3	0	0	0	0	0	0	0	0	4
Methodist, Don't know which	28000	0	0	0	0	79	79	0	0	0	0	27	0	0	0	185
<u>LUTHERAN</u>																
American Lutheran Church	30000	0	0	0	0	5	1	0	0	0	0	8	0	0	0	14
Lutheran Church in America	31000	0	0	0	0	0	0	0	0	0	0	5	0	0	0	5
Lutheran Church-- Missouri Synod	32000	0	0	0	0	3	5	0	0	0	0	14	0	0	0	22
Wisconsin Evangelical Lutheran Synod	33000	0	0	0	0	1	2	0	0	0	0	4	0	0	0	7
Other Lutheran Churches	34000	0	0	0	0	2	1	0	0	0	0	0	0	0	0	3
Evangelical Lutheran	35000	0	0	0	0	0	4	0	0	0	0	1	0	0	0	5
Lutheran, Don't know which	38000	0	0	0	0	64	48	0	0	0	0	21	0	0	0	133
<u>PRESBYTERIAN</u>																
Presbyterian Church in the U.S.A	40000	0	0	0	0	0	0	0	0	0	0	6	0	0	0	6
United Presbyterian Church in the U.S.A	41000	0	0	0	0	2	0	0	0	0	0	2	0	0	0	4
Other Presbyterian Churches	42000	0	0	0	0	2	0	0	0	0	0	0	0	0	0	2
Presbyterian Church (U.S.A)	43000	0	0	0	0	1	0	0	0	0	0	0	0	0	0	1
Presbyterian, don't know which	48000	0	0	0	0	39	28	0	0	0	0	22	0	0	0	89
<u>EPISCOPAL CHURCH</u>																
Independent Bible Fellowship	60003	0	0	0	0	0		0	0	0	0	1	0	0	0	1
Moravian	60008	0	0	0	0	0	2	0	0	0	0		0	0	0	2
Christian and Missionary Alliance	60009	0	0	0	0	0		0	0	0	0	3	0	0	0	3

[VAR: PADENKID] (CONTINUED)

<u>RESPONSE</u>	<u>PUNCH</u>	<u>YEAR</u>														
		<u>1972-82</u>	<u>1982B</u>	<u>1983-87</u>	<u>1987B</u>	<u>1988-91</u>	<u>1993-98</u>	<u>2000</u>	<u>2002</u>	<u>2004</u>	<u>2006</u>	<u>2008</u>	<u>2010</u>	<u>2012</u>	<u>2014</u>	<u>ALL</u>
Assembly of God	60012	0	0	0	0	7	5	0	0	0	0	1	0	0	0	13
Apostolic	60014	0	0	0	0	0	1	0	0	0	0	1	0	0	0	2
Free Will Baptist	60016	0	0	0	0	2		0	0	0	0	3	0	0	0	5
Brethren Church	60020	0	0	0	0	0	1	0	0	0	0	2	0	0	0	3
United Brethren, United Brethren in Christ	60023	0	0	0	0	1		0	0	0	0	2	0	0	0	3
Independent	60024	0	0	0	0	0	1	0	0	0	0	2	0	0	0	3
Christian; Central Christian	60031	0	0	0	0	18	9	0	0	0	0	23	0	0	0	50
Christian Reform	60032	0	0	0	0	2	1	0	0	0	0	2	0	0	0	5
Christian Scientist	60033	0	0	0	0	1	4	0	0	0	0	1	0	0	0	6
Church of Christ	60035	0	0	0	0	11	9	0	0	0	0	9	0	0	0	29
Churches of God (Except with Christ and Holiness)	60036	0	0	0	0	6	4	0	0	0	0	6	0	0	0	16
Church of God in Christ	60037	0	0	0	0	1	1	0	0	0	0	1	0	0	0	3
Congregationalist, 1st Congreg	60040	0	0	0	0	9	9	0	0	0	0	5	0	0	0	23
Community Church	60041	0	0	0	0	0	1	0	0	0	0	0	0	0	0	1
Covenant	60042	0	0	0	0	1		0	0	0	0	0	0	0	0	1
Dutch Reform	60043	0	0	0	0	0		0	0	0	0	1	0	0	0	1
Disciples of Christ	60044	0	0	0	0	2	2	0	0	0	0	4	0	0	0	8
Evangelical, Evangelist	60045	0	0	0	0	0	1	0	0	0	0	2	0	0	0	3
First Church	60048	0	0	0	0	0	1	0	0	0	0	0	0	0	0	1
First Christian Disciples of Christ	60049	0	0	0	0	1	0	0	0	0	0	0	0	0	0	1
First Reformed	60050	0	0	0	0	1	0	0	0	0	0	0	0	0	0	1
First Christian	60051	0	0	0	0	4	2	0	0	0	0	0	0	0	0	6
Full Gospel	60052	0	0	0	0	0	2	0	0	0	0	1	0	0	0	3
Holiness; Church of Holiness	60056	0	0	0	0	2	3	0	0	0	0	6	0	0	0	11
Jehovah's Witnesses	60058	0	0	0	0	1	5	0	0	0	0	10	0	0	0	16
LDS	60059	0	0	0	0	12	0	0	0	0	0	6	0	0	0	18
LDS--Mormon	60060	0	0	0	0	2	0	0	0	0	0	5	0	0	0	7
LDS--Reorganized	60061	0	0	0	0	1	1	0	0	0	0	0	0	0	0	2
LDS--Jesus Christ; Church of Jesus LDS	60062	0	0	0	0	2	1	0	0	0	0	0	0	0	0	3
Mennonite	60063	0	0	0	0	3	0	0	0	0	0	1	0	0	0	4

[VAR: PADENKID] (CONTINUED)

<u>RESPONSE</u>	<u>PUNCH</u>	<u>YEAR</u>														
		<u>1972-82</u>	<u>1982B</u>	<u>1983-87</u>	<u>1987B</u>	<u>1988-91</u>	<u>1993-98</u>	<u>2000</u>	<u>2002</u>	<u>2004</u>	<u>2006</u>	<u>2008</u>	<u>2010</u>	<u>2012</u>	<u>2014</u>	<u>ALL</u>
Mormon	60064	0	0	0	0	3	5	0	0	0	0	9	0	0	0	17
Nazarene	60065	0	0	0	0	2	3	0	0	0	0	2	0	0	0	7
Pentecostal Assembly of God	60066	0	0	0	0	1	0	0	0	0	0	0	0	0	0	1
Pentecostal	60068	0	0	0	0	8	7	0	0	0	0	10	0	0	0	25
Quaker	60070	0	0	0	0	1	0	0	0	0	0	4	0	0	0	5
Reformed	60071	0	0	0	0	1	2	0	0	0	0	2	0	0	0	5
7th Day Adventist	60077	0	0	0	0	4	5	0	0	0	0	2	0	0	0	11
Unitarian, Universalist	60080	0	0	0	0	3	0	0	0	0	0	1	0	0	0	4
United Church of Christ	60081	0	0	0	0	2	1	0	0	0	0	1	0	0	0	4
United Church, Unity Church	60082	0	0	0	0	1	0	0	0	0	0	0	0	0	0	1
Wesleyan	60083	0	0	0	0	1	1	0	0	0	0	0	0	0	0	2
Wesleyan Methodist-- Pilgrim	60084	0	0	0	0	1	1	0	0	0	0	0	0	0	0	2
Mission Covenant	60092	0	0	0	0	1	0	0	0	0	0	0	0	0	0	1
Missionary Baptist	60093	0	0	0	0	3	1	0	0	0	0	2	0	0	0	6
Charismatic Christian	60102	0	0	0	0	0	0	0	0	0	0	1	0	0	0	1
Worldwide Church of God	60113	0	0	0	0	1	0	0	0	0	0	0	0	0	0	1
United Church of Canada	60119	0	0	0	0	1	0	0	0	0	0	0	0	0	0	1
Evangelical United Brethren	60120	0	0	0	0	1	3	0	0	0	0	0	0	0	0	4
Primitive Baptist	60133	0	0	0	0	1	0	0	0	0	0	0	0	0	0	1
Apostolic Church	60138	0	0	0	0	0	1	0	0	0	0	0	0	0	0	1
Zwinglian	60150	0	0	0	0	0	1	0	0	0	0	0	0	0	0	1
No denomination given or non-denom. church	70000	0	0	0	0	10	7	0	0	0	0	42	0	0	0	59
Don't know	99998	0	0	0	0	13	17	0	0	0	0	22	0	0	0	52
No answer	99999	0	0	0	0	120	82	0	0	0	0	12	0	0	0	214
Not applicable	IAP	13626	354	7542	353	5203	9732	2817	2765	2812	4510	1416	2044	1974	2538	57686

1653. What religion, if any, were you raised in? Was it Protestant, Catholic, Jewish, some other religion, or no religion?

[VAR: RELIGKID]

RESPONSE	PUNCH	YEAR														
		1972-82	1982B	1983-87	1987B	1988-91	1993-98	2000	2002	2004	2006	2008	2010	2012	2014	ALL
Protestant	1	0	0	0	0	813	684	0	0	0	0	747	0	0	0	2244
Catholic	2	0	0	0	0	395	390	0	0	0	0	429	0	0	0	1214
Jewish	3	0	0	0	0	29	23	0	0	0	0	25	0	0	0	77
Orthodox (such as Greek or Russian Orthodox)	4	0	0	0	0	8	9	0	0	0	0	9	0	0	0	26
Moslem	5	0	0	0	0	3	6	0	0	0	0	8	0	0	0	17
Other (please specify)	6	0	0	0	0	21	22	0	0	0	0	19	0	0	0	62
No religion	7	0	0	0	0	46	62	0	0	0	0	115	0	0	0	223
Don't know	8	0	0	0	0	24	23	0	0	0	0	6	0	0	0	53
No answer	9	0	0	0	0	20	65	0	0	0	0	7	0	0	0	92
Not applicable	IAP	13626	354	7542	353	4548	9050	2817	2765	2812	4510	658	2044	1974	2538	55591

A. If Protestant, what specific denomination was that?

[VAR: DENKID]

RESPONSE	PUNCH	YEAR														
		1972-82	1982B	1983-87	1987B	1988-91	1993-98	2000	2002	2004	2006	2008	2010	2012	2014	ALL
BAPTIST																
American Baptist Association	10000	0	0	0	0	22	1	0	0	0	0	16	0	0	0	39
American Baptist Churches in the U.S.A	11000	0	0	0	0	7	0	0	0	0	0	7	0	0	0	14
National Baptist Convention of America	12000	0	0	0	0	5	0	0	0	0	0	7	0	0	0	12
National Baptist Convention, U.S.A., Inc	13000	0	0	0	0	0	0	0	0	0	0	2	0	0	0	2
Southern Baptist Convention	14000	0	0	0	0	94	42	0	0	0	0	108	0	0	0	244
Other Baptist Churches	15000	0	0	0	0	9	4	0	0	0	0	1	0	0	0	14
Baptist, Don't know which	18000	0	0	0	0	92	165	0	0	0	0	138	0	0	0	395
METHODIST																
African Methodist Episcopal Church	20000	0	0	0	0	11	28	0	0	0	0	7	0	0	0	46
African Methodist	21000	0	0	0	0	3	1	0	0	0	0	3	0	0	0	7

[VAR: DENKID] (CONTINUED)

<u>RESPONSE</u>	<u>PUNCH</u>	<u>YEAR</u>														
		<u>1972-82</u>	<u>1982B</u>	<u>1983-87</u>	<u>1987B</u>	<u>1988-91</u>	<u>1993-98</u>	<u>2000</u>	<u>2002</u>	<u>2004</u>	<u>2006</u>	<u>2008</u>	<u>2010</u>	<u>2012</u>	<u>2014</u>	<u>ALL</u>
Episcopal Zion Church																
United Methodist Church	22000	0	0	0	0	87	25	0	0	0	0	66	0	0	0	178
Other Methodist Churches	23000	0	0	0	0	2	2	0	0	0	0	1	0	0	0	5
Methodist, Don't know which	28000	0	0	0	0	27	79	0	0	0	0	24	0	0	0	130
LUTHERAN																
American Lutheran Church	30000	0	0	0	0	18	2	0	0	0	0	11	0	0	0	31
Lutheran Church in America	31000	0	0	0	0	6	1	0	0	0	0	4	0	0	0	11
Lutheran Church-- Missouri Synod	32000	0	0	0	0	22	5	0	0	0	0	13	0	0	0	40
Wisconsin Evangelical Lutheran Synod	33000	0	0	0	0	3	2	0	0	0	0	5	0	0	0	10
Other Lutheran Churches	34000	0	0	0	0	7	1	0	0	0	0	0	0	0	0	8
Evangelical Lutheran	35000	0	0	0	0	5	4	0	0	0	0	2	0	0	0	11
Lutheran, Don't know which	38000	0	0	0	0	21	47	0	0	0	0	23	0	0	0	91
PRESBYTERIAN																
Presbyterian Church in the U.S.A	40000	0	0	0	0	10	0	0	0	0	0	8	0	0	0	18
United Presbyterian Church in the U.S.A	41000	0	0	0	0	21	1	0	0	0	0	6	0	0	0	28
Other Presbyterian Churches	42000	0	0	0	0	3	0	0	0	0	0	0	0	0	0	3
Presbyterian Church (U.S.A)	43000	0	0	0	0	5	0	0	0	0	0	2	0	0	0	7
Presbyterian, Don't know which	48000	0	0	0	0	16	39	0	0	0	0	30	0	0	0	85
EPISCOPAL CHURCH																
Independent Bible Fellowship	50000	0	0	0	0	24	9	0	0	0	0	31	0	0	0	64
Moravian	60003	0	0	0	0	0	0	0	0	0	0	1	0	0	0	1
Christian and Missionary Alliance	60008	0	0	0	0	1	1	0	0	0	0	1	0	0	0	3
Assembly of God	60009	0	0	0	0	0	0	0	0	0	0	3	0	0	0	3
Free Methodist	60012	0	0	0	0	10	4	0	0	0	0	3	0	0	0	17
Apostolic	60013	0	0	0	0	2	0	0	0	0	0	0	0	0	0	2
African Methodist	60014	0	0	0	0	0	0	0	0	0	0	1	0	0	0	1
Free Will Baptist	60015	0	0	0	0	1	0	0	0	0	0	0	0	0	0	1
	60016	0	0	0	0	3	0	0	0	0	0	6	0	0	0	9

[VAR: DENKID] (CONTINUED)

<u>RESPONSE</u>	<u>PUNCH</u>	<u>YEAR</u>														
		<u>1972-82</u>	<u>1982B</u>	<u>1983-87</u>	<u>1987B</u>	<u>1988-91</u>	<u>1993-98</u>	<u>2000</u>	<u>2002</u>	<u>2004</u>	<u>2006</u>	<u>2008</u>	<u>2010</u>	<u>2012</u>	<u>2014</u>	<u>ALL</u>
Holiness, Nazaren	60018	0	0	0	0	0	0	0	0	0	0	1	0	0	0	1
Brethren Church	60020	0	0	0	0	0	1	0	0	0	0	3	0	0	0	4
United Brethren, United Brethren in Christ	60023	0	0	0	0	1	0	0	0	0	0	1	0	0	0	2
Independent	60024	0	0	0	0	0	1	0	0	0	0	3	0	0	0	4
Christian; Central Christian	60031	0	0	0	0	17	17	0	0	0	0	33	0	0	0	67
Christian Reform	60032	0	0	0	0	2	1	0	0	0	0	3	0	0	0	6
Christian Scientist	60033	0	0	0	0	4	3	0	0	0	0	0	0	0	0	7
Church of Christ	60035	0	0	0	0	14	15	0	0	0	0	11	0	0	0	40
Churches of God (Except with Christ and Holiness)	60036	0	0	0	0	9	3	0	0	0	0	6	0	0	0	18
Church of God in Christ	60037	0	0	0	0	2	1	0	0	0	0	1	0	0	0	4
Holiness	60038	0	0	0	0	0	2	0	0	0	0	0	0	0	0	2
Congregationalist, 1st Congreg	60040	0	0	0	0	6	9	0	0	0	0	6	0	0	0	21
Community Church	60041	0	0	0	0	0	0	0	0	0	0	1	0	0	0	1
Covenant	60042	0	0	0	0	1	1	0	0	0	0	0	0	0	0	2
Dutch Reform	60043	0	0	0	0	1	0	0	0	0	0	1	0	0	0	2
Disciples of Christ	60044	0	0	0	0	5	3	0	0	0	0	3	0	0	0	11
Evangelical, Evangelist	60045	0	0	0	0	3	0	0	0	0	0	2	0	0	0	5
Evangelist Free Church	60047	0	0	0	0	1	0	0	0	0	0	0	0	0	0	1
First Christian Disciples of Christ	60049	0	0	0	0	1	0	0	0	0	0	0	0	0	0	1
First Reformed	60050	0	0	0	0	1	0	0	0	0	0	0	0	0	0	1
First Christian	60051	0	0	0	0	4	3	0	0	0	0	0	0	0	0	7
Full Gospel	60052	0	0	0	0	0	3	0	0	0	0	1	0	0	0	4
Holiness; Church of Holiness	60056	0	0	0	0	7	3	0	0	0	0	5	0	0	0	15
Pilgrim Holiness	60057	0	0	0	0	0	0	0	0	0	0	1	0	0	0	1
Jehovah's Witnesses	60058	0	0	0	0	3	7	0	0	0	0	10	0	0	0	20
LDS	60059	0	0	0	0	17	0	0	0	0	0	10	0	0	0	27
LDS--Mormon	60060	0	0	0	0	2	0	0	0	0	0	4	0	0	0	6
LDS--Reorganized	60061	0	0	0	0	1	0	0	0	0	0	0	0	0	0	1
LDS--Jesus Christ; Church of Jesus LDS	60062	0	0	0	0	2	0	0	0	0	0	0	0	0	0	2
Mennonite	60063	0	0	0	0	4	0	0	0	0	0	1	0	0	0	5

[VAR: DENKID] (CONTINUED)

<u>RESPONSE</u>	<u>PUNCH</u>	<u>YEAR</u>														
		<u>1972-82</u>	<u>1982B</u>	<u>1983-87</u>	<u>1987B</u>	<u>1988-91</u>	<u>1993-98</u>	<u>2000</u>	<u>2002</u>	<u>2004</u>	<u>2006</u>	<u>2008</u>	<u>2010</u>	<u>2012</u>	<u>2014</u>	<u>ALL</u>
Mormon	60064	0	0	0	0	3	7	0	0	0	0	10	0	0	0	20
Nazarene	60065	0	0	0	0	4	4	0	0	0	0	4	0	0	0	12
Pentecostal Assembly of God	60066	0	0	0	0	1	0	0	0	0	0	0	0	0	0	1
Pentecostal	60068	0	0	0	0	14	9	0	0	0	0	20	0	0	0	43
Quaker	60070	0	0	0	0	1	0	0	0	0	0	4	0	0	0	5
Reformed	60071	0	0	0	0	1	1	0	0	0	0	3	0	0	0	5
7th Day Adventist	60077	0	0	0	0	4	12	0	0	0	0	4	0	0	0	20
Sanctified, Sanctification	60078	0	0	0	0	1	0	0	0	0	0	0	0	0	0	1
Unitarian, Universalist	60080	0	0	0	0	2	1	0	0	0	0	1	0	0	0	4
United Church of Christ	60081	0	0	0	0	3	4	0	0	0	0	1	0	0	0	8
Wesleyan	60083	0	0	0	0	2	1	0	0	0	0	0	0	0	0	3
Wesleyan Methodist-- Pilgrim	60084	0	0	0	0	1	1	0	0	0	0	0	0	0	0	2
Mission Covenant	60092	0	0	0	0	1	0	0	0	0	0	0	0	0	0	1
Missionary Baptist	60093	0	0	0	0	6	1	0	0	0	0	3	0	0	0	10
Charismatic Christian	60102	0	0	0	0	0	0	0	0	0	0	1	0	0	0	1
Evangelical Methodist	60112	0	0	0	0	1	0	0	0	0	0	0	0	0	0	1
Worldwide Church of God	60113	0	0	0	0	1	0	0	0	0	0	0	0	0	0	1
Missionary	60117	0	0	0	0	0	0	0	0	0	0	2	0	0	0	2
United Church of Canada	60119	0	0	0	0	1	0	0	0	0	0	0	0	0	0	1
Evangelical United Brethren	60120	0	0	0	0	1	2	0	0	0	0	0	0	0	0	3
Apostolic Church	60138	0	0	0	0	0	1	0	0	0	0	0	0	0	0	1
New Birth Christian	60141	0	0	0	0	1	0	0	0	0	0	0	0	0	0	1
Polish Catholic	60149	0	0	0	0	0	1	0	0	0	0	0	0	0	0	1
No denomination given or non-denom. church	70000	0	0	0	0	13	10	0	0	0	0	40	0	0	0	63
Don't know	99998	0	0	0	0	6	11	0	0	0	0	11	0	0	0	28
No answer	99999	0	0	0	0	100	147	0	0	0	0	13	0	0	0	260
Not applicable	IAP	13626	354	7542	353	5094	9585	2817	2765	2812	4510	1269	2044	1974	2538	57283

1654. What is your husband's/wife's religious preference? Is it Protestant, Catholic, Jewish, some other religion, or no religion?

[VAR: RELIGSP]

<u>RESPONSE</u>	<u>PUNCH</u>	<u>YEAR</u>														
		<u>1972-82</u>	<u>1982B</u>	<u>1983-87</u>	<u>1987B</u>	<u>1988-91</u>	<u>1993-98</u>	<u>2000</u>	<u>2002</u>	<u>2004</u>	<u>2006</u>	<u>2008</u>	<u>2010</u>	<u>2012</u>	<u>2014</u>	<u>ALL</u>
Protestant	1	0	0	0	0	413	331	0	0	0	0	382	0	0	0	1126
Catholic	2	0	0	0	0	207	137	0	0	0	0	153	0	0	0	497
Jewish	3	0	0	0	0	16	17	0	0	0	0	14	0	0	0	47
Orthodox (such as Greek or Russian Orthodox)	4	0	0	0	0	1	6	0	0	0	0	6	0	0	0	13
Moslem	5	0	0	0	0	1	3	0	0	0	0	2	0	0	0	6
Other (please specify)	6	0	0	0	0	9	9	0	0	0	0	9	0	0	0	27
No religion	7	0	0	0	0	47	59	0	0	0	0	68	0	0	0	174
Don't know	8	0	0	0	0	12	21	0	0	0	0	9	0	0	0	42
No answer	9	0	0	0	0	12	28	0	0	0	0	2	0	0	0	42
Not applicable	IAP	13626	354	7542	353	5189	9723	2817	2765	2812	4510	1378	2044	1974	2538	57625

A. If Protestant, what specific denomination was that?

[VAR: DENSP]

<u>RESPONSE</u>	<u>PUNCH</u>	<u>YEAR</u>														
		<u>1972-82</u>	<u>1982B</u>	<u>1983-87</u>	<u>1987B</u>	<u>1988-91</u>	<u>1993-98</u>	<u>2000</u>	<u>2002</u>	<u>2004</u>	<u>2006</u>	<u>2008</u>	<u>2010</u>	<u>2012</u>	<u>2014</u>	<u>ALL</u>
BAPTIST																
American Baptist Association	10000	0	0	0	0	11	0	0	0	0	0	5	0	0	0	16
American Baptist Churches in the U.S.A	11000	0	0	0	0	2	0	0	0	0	0	4	0	0	0	6
National Baptist Convention of America	12000	0	0	0	0	1	0	0	0	0	0	2	0	0	0	3
National Baptist Convention, U.S.A., Inc	13000	0	0	0	0	0	1	0	0	0	0	4	0	0	0	5
Southern Baptist Convention	14000	0	0	0	0	42	21	0	0	0	0	45	0	0	0	108
Other Baptist Churches	15000	0	0	0	0	8	7	0	0	0	0	1	0	0	0	16
Baptist, Don't know which	18000	0	0	0	0	45	70	0	0	0	0	45	0	0	0	160
METHODIST																
African Methodist	20000	0	0	0	0	2	12	0	0	0	0	1	0	0	0	15

[VAR: DENSP] (CONTINUED)

<u>RESPONSE</u>	<u>PUNCH</u>	<u>YEAR</u>														
		<u>1972-82</u>	<u>1982B</u>	<u>1983-87</u>	<u>1987B</u>	<u>1988-91</u>	<u>1993-98</u>	<u>2000</u>	<u>2002</u>	<u>2004</u>	<u>2006</u>	<u>2008</u>	<u>2010</u>	<u>2012</u>	<u>2014</u>	<u>ALL</u>
Mormon	60064	0	0	0	0	1	4	0	0	0	0	8	0	0	0	13
Nazarene	60065	0	0	0	0	3	2	0	0	0	0	4	0	0	0	9
Pentecostal	60068	0	0	0	0	10	11	0	0	0	0	14	0	0	0	35
Quaker	60070	0	0	0	0	1	1	0	0	0	0	2	0	0	0	4
Reformed	60071	0	0	0	0	1	3	0	0	0	0	2	0	0	0	6
7th Day Adventist	60077	0	0	0	0	3	4	0	0	0	0	2	0	0	0	9
Unitarian, Universalist	60080	0	0	0	0	3	2	0	0	0	0	2	0	0	0	7
United Church of Christ	60081	0	0	0	0	4	2	0	0	0	0	1	0	0	0	7
Wesleyan	60083	0	0	0	0	2	0	0	0	0	0	0	0	0	0	2
Missionary Baptist	60093	0	0	0	0	1	1	0	0	0	0	0	0	0	0	2
Other Fundamentalist	60097	0	0	0	0	2	1	0	0	0	0	0	0	0	0	3
Federated Church	60098	0	0	0	0	1	0	0	0	0	0	0	0	0	0	1
Missionary	60117	0	0	0	0	0	0	0	0	0	0	1	0	0	0	1
United Church of Canada	60119	0	0	0	0	1	0	0	0	0	0	0	0	0	0	1
Evangelical Unitarian	60120	0	0	0	0	0	1	0	0	0	0	0	0	0	0	1
Primitive Baptist	60133	0	0	0	0	1	0	0	0	0	0	0	0	0	0	1
No denomination given or non-denom. church	70000	0	0	0	0	10	5	0	0	0	0	50	0	0	0	65
Don't know	99998	0	0	0	0	2	4	0	0	0	0	7	0	0	0	13
No answer	99999	0	0	0	0	369	75	0	0	0	0	4	0	0	0	448
Not applicable	IAP	13626	354	7542	353	5190	9975	2817	2765	2812	4510	1639	2044	1974	2538	58139

1655. When you were a child, how often did your mother attend religious services?

[VAR: ATTENDMA]

<u>RESPONSE</u>	<u>PUNCH</u>	<u>YEAR</u>														
		<u>1972-82</u>	<u>1982B</u>	<u>1983-87</u>	<u>1987B</u>	<u>1988-91</u>	<u>1993-98</u>	<u>2000</u>	<u>2002</u>	<u>2004</u>	<u>2006</u>	<u>2008</u>	<u>2010</u>	<u>2012</u>	<u>2014</u>	<u>ALL</u>
Never	1	0	0	0	0	51	70	0	0	0	0	154	0	0	0	275
Less than once a year	2	0	0	0	0	52	44	0	0	0	0	46	0	0	0	142
About once or twice a year	3	0	0	0	0	82	82	0	0	0	0	101	0	0	0	265
Several times a year	4	0	0	0	0	140	115	0	0	0	0	102	0	0	0	357
About once a month	5	0	0	0	0	48	44	0	0	0	0	68	0	0	0	160
2-3 times a month	6	0	0	0	0	126	102	0	0	0	0	102	0	0	0	330
Nearly every week	7	0	0	0	0	215	176	0	0	0	0	129	0	0	0	520
Every week	8	0	0	0	0	368	356	0	0	0	0	462	0	0	0	1186
Several times a week	9	0	0	0	0	114	126	0	0	0	0	143	0	0	0	383
No mother/mother not present	10	0	0	0	0	10	12	0	0	0	0	19	0	0	0	41
Can't say/can't remember	98	0	0	0	0	96	91	0	0	0	0	35	0	0	0	222
No answer	99	0	0	0	0	57	66	0	0	0	0	4	0	0	0	127
Not applicable	IAP	13626	354	7542	353	4548	9050	2817	2765	2812	4510	658	2044	1974	2538	55591

1656. When you were a child, how often did your father attend religious services?

[VAR: ATTENDPA]

<u>RESPONSE</u>	<u>PUNCH</u>	<u>YEAR</u>														
		<u>1972-82</u>	<u>1982B</u>	<u>1983-87</u>	<u>1987B</u>	<u>1988-91</u>	<u>1993-98</u>	<u>2000</u>	<u>2002</u>	<u>2004</u>	<u>2006</u>	<u>2008</u>	<u>2010</u>	<u>2012</u>	<u>2014</u>	<u>ALL</u>
Never	1	0	0	0	0	155	176	0	0	0	0	268	0	0	0	599
Less than once a year	2	0	0	0	0	93	81	0	0	0	0	74	0	0	0	248
About once or twice a year	3	0	0	0	0	123	97	0	0	0	0	118	0	0	0	338
Several times a year	4	0	0	0	0	132	87	0	0	0	0	119	0	0	0	338
About once a month	5	0	0	0	0	60	54	0	0	0	0	69	0	0	0	183
2-3 times a month	6	0	0	0	0	103	76	0	0	0	0	86	0	0	0	265
Nearly every week	7	0	0	0	0	150	129	0	0	0	0	111	0	0	0	390
Every week	8	0	0	0	0	267	250	0	0	0	0	296	0	0	0	813
Several times a week	9	0	0	0	0	63	95	0	0	0	0	82	0	0	0	240
No father/father not present	10	0	0	0	0	43	19	0	0	0	0	69	0	0	0	131
Can't say/can't remember	98	0	0	0	0	134	168	0	0	0	0	69	0	0	0	371
No answer	99	0	0	0	0	36	52	0	0	0	0	4	0	0	0	92
Not applicable	IAP	13626	354	7542	353	4548	9050	2817	2765	2812	4510	658	2044	1974	2538	55591

1657. And what about when you were around 11 or 12, how often did you attend religious services then?

[VAR: ATTEND12]

<u>RESPONSE</u>	<u>PUNCH</u>	<u>YEAR</u>														
		<u>1972-82</u>	<u>1982B</u>	<u>1983-87</u>	<u>1987B</u>	<u>1988-91</u>	<u>1993-98</u>	<u>2000</u>	<u>2002</u>	<u>2004</u>	<u>2006</u>	<u>2008</u>	<u>2010</u>	<u>2012</u>	<u>2014</u>	<u>ALL</u>
Never	1	0	0	0	0	53	79	0	0	0	0	112	0	0	0	244
Less than once a year	2	0	0	0	0	31	39	0	0	0	0	30	0	0	0	100
About once or twice a year	3	0	0	0	0	62	43	0	0	0	0	74	0	0	0	179
Several times a year	4	0	0	0	0	113	92	0	0	0	0	91	0	0	0	296
About once a month	5	0	0	0	0	50	62	0	0	0	0	57	0	0	0	169
2-3 times a month	6	0	0	0	0	131	114	0	0	0	0	114	0	0	0	359
Nearly every week	7	0	0	0	0	299	235	0	0	0	0	194	0	0	0	728
Every week	8	0	0	0	0	435	393	0	0	0	0	504	0	0	0	1332
Several times a week	9	0	0	0	0	124	141	0	0	0	0	173	0	0	0	438
Can't say/can't remember	98	0	0	0	0	37	38	0	0	0	0	12	0	0	0	87
No answer	99	0	0	0	0	24	48	0	0	0	0	4	0	0	0	76
Not applicable	IAP	13626	354	7542	353	4548	9050	2817	2765	2812	4510	658	2044	1974	2538	55591

1658. Now thinking about the present, about how often do you pray?

[VAR: PRAYFREQ]

<u>RESPONSE</u>	<u>PUNCH</u>	<u>YEAR</u>														
		<u>1972-82</u>	<u>1982B</u>	<u>1983-87</u>	<u>1987B</u>	<u>1988-91</u>	<u>1993-98</u>	<u>2000</u>	<u>2002</u>	<u>2004</u>	<u>2006</u>	<u>2008</u>	<u>2010</u>	<u>2012</u>	<u>2014</u>	<u>ALL</u>
Never	1	0	0	0	0	105	132	0	0	0	0	138	0	0	0	375
Less than once a year	2	0	0	0	0	37	41	0	0	0	0	28	0	0	0	106
About once or twice a year	3	0	0	0	0	73	41	0	0	0	0	25	0	0	0	139
Several times a year	4	0	0	0	0	110	54	0	0	0	0	68	0	0	0	232
About once a month	5	0	0	0	0	65	49	0	0	0	0	38	0	0	0	152
2-3 times a month	6	0	0	0	0	71	57	0	0	0	0	63	0	0	0	191
Nearly every week	7	0	0	0	0	77	62	0	0	0	0	27	0	0	0	166
Every week	8	0	0	0	0	61	63	0	0	0	0	66	0	0	0	190
Several times a week	9	0	0	0	0	166	164	0	0	0	0	149	0	0	0	479
Once a day	10	0	0	0	0	289	306	0	0	0	0	356	0	0	0	951
Several times a day	11	0	0	0	0	271	275	0	0	0	0	391	0	0	0	937
Don't Know	98	0	0	0	0	1	0	0	0	0	0	6	0	0	0	7
No answer	99	0	0	0	0	33	40	0	0	0	0	10	0	0	0	83
Not applicable	IAP	13626	354	7542	353	4548	9050	2817	2765	2812	4510	658	2044	1974	2538	55591

1659. How often do you take part in the activities and organizations of a church or place of worship other than attending services?

[VAR: RELACTIV]

<u>RESPONSE</u>	<u>PUNCH</u>	<u>YEAR</u>														
		<u>1972-82</u>	<u>1982B</u>	<u>1983-87</u>	<u>1987B</u>	<u>1988-91</u>	<u>1993-98</u>	<u>2000</u>	<u>2002</u>	<u>2004</u>	<u>2006</u>	<u>2008</u>	<u>2010</u>	<u>2012</u>	<u>2014</u>	<u>ALL</u>
Never	1	0	0	0	0	507	471	0	0	0	1325	861	864	887	1139	6054
Less than once a year	2	0	0	0	0	160	147	0	0	0	249	148	164	139	197	1204
About once or twice a year	3	0	0	0	0	171	136	0	0	0	368	300	292	251	353	1871
Several times a year	4	0	0	0	0	128	131	0	0	0	290	270	238	183	261	1501
About once a month	5	0	0	0	0	83	64	0	0	0	215	105	120	118	146	851
2-3 times a month	6	0	0	0	0	82	66	0	0	0	174	108	140	129	140	839
Nearly every week	7	0	0	0	0	61	54	0	0	0	88	43	50	64	76	436
Every week	8	0	0	0	0	89	88	0	0	0	236	143	137	167	183	1043
Several times a week	9	0	0	0	0	48	66	0	0	0	17	13	21	9	21	195
Once a day	10	0	0	0	0	0	8	0	0	0	17	15	5	12	8	65
Several times a day	11	0	0	0	0	0	8	0	0	0	0	0	0	0	0	8
Don't know	98	0	0	0	0	0	1	0	0	0	5	7	6	3	1	23
No answer	99	0	0	0	0	30	44	0	0	0	8	10	7	12	13	124
Not applicable	IAP	13626	354	7542	353	4548	9050	2817	2765	2812	1518	0	0	0	0	45385

1660. How often do you take part in the activities and organizations of a church or place of worship other than attending services?

[VAR: RELACTIV1]

<u>RESPONSE</u>	<u>PUNCH</u>	<u>YEAR</u>														
		<u>1972-82</u>	<u>1982B</u>	<u>1983-87</u>	<u>1987B</u>	<u>1988-91</u>	<u>1993-98</u>	<u>2000</u>	<u>2002</u>	<u>2004</u>	<u>2006</u>	<u>2008</u>	<u>2010</u>	<u>2012</u>	<u>2014</u>	<u>ALL</u>
Never	1	0	0	0	0	0	0	0	0	0	0	549	0	0	0	549
Less than once a year	2	0	0	0	0	0	0	0	0	0	0	112	0	0	0	112
About once or twice a year	3	0	0	0	0	0	0	0	0	0	0	202	0	0	0	202
Several times a year	4	0	0	0	0	0	0	0	0	0	0	165	0	0	0	165
About once a month	5	0	0	0	0	0	0	0	0	0	0	72	0	0	0	72
2-3 times a month	6	0	0	0	0	0	0	0	0	0	0	87	0	0	0	87
Nearly every week	7	0	0	0	0	0	0	0	0	0	0	27	0	0	0	27
Every week	8	0	0	0	0	0	0	0	0	0	0	74	0	0	0	74
Several times a week	9	0	0	0	0	0	0	0	0	0	0	68	0	0	0	68
Don't know	98	0	0	0	0	0	0	0	0	0	0	4	0	0	0	4
No answer	99	0	0	0	0	0	0	0	0	0	0	5	0	0	0	5
Not applicable	IAP	13626	354	7542	353	5907	10334	2817	2765	2812	4510	658	2044	1974	2538	58234

1661. Would you describe yourself as. . .

[VAR: FEELREL]

<u>RESPONSE</u>	<u>PUNCH</u>	<u>YEAR</u>														
		<u>1972-82</u>	<u>1982B</u>	<u>1983-87</u>	<u>1987B</u>	<u>1988-91</u>	<u>1993-98</u>	<u>2000</u>	<u>2002</u>	<u>2004</u>	<u>2006</u>	<u>2008</u>	<u>2010</u>	<u>2012</u>	<u>2014</u>	<u>ALL</u>
Extremely religious	1	0	0	0	0	61	83	0	0	0	0	91	0	0	0	235
Very religious	2	0	0	0	0	284	234	0	0	0	0	271	0	0	0	789
Somewhat religious	3	0	0	0	0	620	603	0	0	0	0	678	0	0	0	1901
Neither religious nor non-religious	4	0	0	0	0	219	121	0	0	0	0	96	0	0	0	436
Somewhat non-religious	5	0	0	0	0	52	59	0	0	0	0	97	0	0	0	208
Very non-religious	6	0	0	0	0	38	46	0	0	0	0	52	0	0	0	136
Extremely non-religious	7	0	0	0	0	32	56	0	0	0	0	70	0	0	0	158
Can't choose	8	0	0	0	0	28	40	0	0	0	0	4	0	0	0	72
No answer	9	0	0	0	0	25	42	0	0	0	0	6	0	0	0	73
Not applicable	IAP	13626	354	7542	353	4548	9050	2817	2765	2812	4510	658	2044	1974	2538	55591

1662. In your opinion, should there be daily prayers in all public schools?

[VAR: SCHLPRAY]

<u>RESPONSE</u>	<u>PUNCH</u>	<u>YEAR</u>														
		<u>1972-82</u>	<u>1982B</u>	<u>1983-87</u>	<u>1987B</u>	<u>1988-91</u>	<u>1993-98</u>	<u>2000</u>	<u>2002</u>	<u>2004</u>	<u>2006</u>	<u>2008</u>	<u>2010</u>	<u>2012</u>	<u>2014</u>	<u>ALL</u>
Yes, definitely	1	0	0	0	0	466	0	0	0	0	0	0	0	0	0	466
Yes, probably	2	0	0	0	0	300	0	0	0	0	0	0	0	0	0	300
No, probably	3	0	0	0	0	201	0	0	0	0	0	0	0	0	0	201
No, definitely	4	0	0	0	0	236	0	0	0	0	0	0	0	0	0	236
Don't Know	8	0	0	0	0	135	0	0	0	0	0	0	0	0	0	135
No answer	9	0	0	0	0	21	0	0	0	0	0	0	0	0	0	21
Not applicable	IAP	13626	354	7542	353	4548	10334	2817	2765	2812	4510	2023	2044	1974	2538	58240

1663. Do you agree or disagree with the following statements. . .

A. Right and wrong should be based on God's laws.

[VAR: GODRIGHT]

<u>RESPONSE</u>	<u>PUNCH</u>	<u>YEAR</u>														
		<u>1972-82</u>	<u>1982B</u>	<u>1983-87</u>	<u>1987B</u>	<u>1988-91</u>	<u>1993-98</u>	<u>2000</u>	<u>2002</u>	<u>2004</u>	<u>2006</u>	<u>2008</u>	<u>2010</u>	<u>2012</u>	<u>2014</u>	<u>ALL</u>
Strongly agree	1	0	0	0	0	358	0	0	0	0	0	0	0	0	0	358
Agree	2	0	0	0	0	361	0	0	0	0	0	0	0	0	0	361
Neither agree nor disagree	3	0	0	0	0	269	0	0	0	0	0	0	0	0	0	269
Disagree	4	0	0	0	0	155	0	0	0	0	0	0	0	0	0	155
Strongly disagree	5	0	0	0	0	115	0	0	0	0	0	0	0	0	0	115
Don't know	8	0	0	0	0	60	0	0	0	0	0	0	0	0	0	60
No answer	9	0	0	0	0	41	0	0	0	0	0	0	0	0	0	41
Not applicable	IAP	13626	354	7542	353	4548	10334	2817	2765	2812	4510	2023	2044	1974	2538	58240

B. Right and wrong should be decided by society.

[VAR: SOCRIGHT]

<u>RESPONSE</u>	<u>PUNCH</u>	<u>YEAR</u>														
		<u>1972-82</u>	<u>1982B</u>	<u>1983-87</u>	<u>1987B</u>	<u>1988-91</u>	<u>1993-98</u>	<u>2000</u>	<u>2002</u>	<u>2004</u>	<u>2006</u>	<u>2008</u>	<u>2010</u>	<u>2012</u>	<u>2014</u>	<u>ALL</u>
Strongly agree	1	0	0	0	0	113	0	0	0	0	0	0	0	0	0	113
Agree	2	0	0	0	0	418	0	0	0	0	0	0	0	0	0	418
Neither agree nor disagree	3	0	0	0	0	309	0	0	0	0	0	0	0	0	0	309
Disagree	4	0	0	0	0	241	0	0	0	0	0	0	0	0	0	241
Strongly disagree	5	0	0	0	0	142	0	0	0	0	0	0	0	0	0	142
Don't know	8	0	0	0	0	59	0	0	0	0	0	0	0	0	0	59
No answer	9	0	0	0	0	77	0	0	0	0	0	0	0	0	0	77
Not applicable	IAP	13626	354	7542	353	4548	10334	2817	2765	2812	4510	2023	2044	1974	2538	58240

C. Right and wrong should be a matter of personal conscience.

[VAR: PERRIGHT]

<u>RESPONSE</u>	<u>PUNCH</u>	<u>YEAR</u>														
		<u>1972-82</u>	<u>1982B</u>	<u>1983-87</u>	<u>1987B</u>	<u>1988-91</u>	<u>1993-98</u>	<u>2000</u>	<u>2002</u>	<u>2004</u>	<u>2006</u>	<u>2008</u>	<u>2010</u>	<u>2012</u>	<u>2014</u>	<u>ALL</u>
Strongly agree	1	0	0	0	0	180	0	0	0	0	0	0	0	0	0	180
Agree	2	0	0	0	0	393	0	0	0	0	0	0	0	0	0	393
Neither agree nor disagree	3	0	0	0	0	255	0	0	0	0	0	0	0	0	0	255
Disagree	4	0	0	0	0	211	0	0	0	0	0	0	0	0	0	211
Strongly disagree	5	0	0	0	0	188	0	0	0	0	0	0	0	0	0	188
Don't know	8	0	0	0	0	60	0	0	0	0	0	0	0	0	0	60
No answer	9	0	0	0	0	72	0	0	0	0	0	0	0	0	0	72
Not applicable	IAP	13626	354	7542	353	4548	10334	2817	2765	2812	4510	2023	2044	1974	2538	58240

1664. Some books or films offend people who have strong religious beliefs. Should books and films that attack religions be prohibited by law or should they be allowed?

[VAR: ANTIREL]

<u>RESPONSE</u>	<u>PUNCH</u>	<u>YEAR</u>														
		<u>1972-82</u>	<u>1982B</u>	<u>1983-87</u>	<u>1987B</u>	<u>1988-91</u>	<u>1993-98</u>	<u>2000</u>	<u>2002</u>	<u>2004</u>	<u>2006</u>	<u>2008</u>	<u>2010</u>	<u>2012</u>	<u>2014</u>	<u>ALL</u>
Definitely should be prohibited	1	0	0	0	0	184	0	0	0	0	0	0	0	0	0	184
Probably should be prohibited	2	0	0	0	0	211	0	0	0	0	0	0	0	0	0	211
Probably should be allowed	3	0	0	0	0	409	0	0	0	0	0	0	0	0	0	409
Definitely should be allowed	4	0	0	0	0	373	0	0	0	0	0	0	0	0	0	373
Can't choose	8	0	0	0	0	158	0	0	0	0	0	0	0	0	0	158
No answer	9	0	0	0	0	24	0	0	0	0	0	0	0	0	0	24
Not applicable	IAP	13626	354	7542	353	4548	10334	2817	2765	2812	4510	2023	2044	1974	2538	58240

1665. How often do you think that people would try to take advantage of you if they got the chance and how often would they try to be fair?

[VAR: BEFAIR]

<u>RESPONSE</u>	<u>PUNCH</u>	<u>YEAR</u>														
		<u>1972-82</u>	<u>1982B</u>	<u>1983-87</u>	<u>1987B</u>	<u>1988-91</u>	<u>1993-98</u>	<u>2000</u>	<u>2002</u>	<u>2004</u>	<u>2006</u>	<u>2008</u>	<u>2010</u>	<u>2012</u>	<u>2014</u>	<u>ALL</u>
Try to take advantage almost all of the time	1	0	0	0	0	0	123	0	0	115	0	0	0	0	104	342
Try to take advantage most of the time	2	0	0	0	0	0	321	0	0	368	0	0	0	0	378	1067
Try to be fair most of the time	3	0	0	0	0	0	581	0	0	845	0	0	0	0	633	2059
Try to be fair almost all of the time	4	0	0	0	0	0	166	0	0	125	0	0	0	0	71	362
Can't choose	8	0	0	0	0	0	64	0	0	12	0	0	0	0	76	152
No answer	9	0	0	0	0	0	29	0	0	7	0	0	0	0	2	38
Not applicable	IAP	13626	354	7542	353	5907	9050	2817	2765	1340	4510	2023	2044	1974	1274	55579

1666. Generally speaking, would you say that people can be trusted or that you can't be too careful in dealing with people?

[VAR: CANTRUST]

<u>RESPONSE</u>	<u>PUNCH</u>	<u>YEAR</u>														
		<u>1972-82</u>	<u>1982B</u>	<u>1983-87</u>	<u>1987B</u>	<u>1988-91</u>	<u>1993-98</u>	<u>2000</u>	<u>2002</u>	<u>2004</u>	<u>2006</u>	<u>2008</u>	<u>2010</u>	<u>2012</u>	<u>2014</u>	<u>ALL</u>
People can almost always be trusted	1	0	0	0	0	0	67	0	0	55	0	146	0	0	37	305
People can usually be trusted	2	0	0	0	0	0	538	0	0	650	0	457	0	0	427	2072
You usually can't be too careful in dealing with people	3	0	0	0	0	0	494	0	0	617	0	587	0	0	628	2326
You almost always can't be too careful in dealing with people	4	0	0	0	0	0	117	0	0	142	0	170	0	0	146	575
Can't choose	8	0	0	0	0	0	37	0	0	1	0	4	0	0	22	64
No answer	9	0	0	0	0	0	31	0	0	7	0	1	0	0	4	43
Not applicable	IAP	13626	354	7542	353	5907	9050	2817	2765	1340	4510	658	2044	1974	1274	54214

1667. We trust too much in science and not enough in religious faith.

[VAR: TRUSTSCI]

<u>RESPONSE</u>	<u>PUNCH</u>	<u>YEAR</u>														
		<u>1972-82</u>	<u>1982B</u>	<u>1983-87</u>	<u>1987B</u>	<u>1988-91</u>	<u>1993-98</u>	<u>2000</u>	<u>2002</u>	<u>2004</u>	<u>2006</u>	<u>2008</u>	<u>2010</u>	<u>2012</u>	<u>2014</u>	<u>ALL</u>
Strongly agree	1	0	0	0	0	0	106	0	0	0	0	100	0	0	0	206
Agree	2	0	0	0	0	0	270	0	0	0	0	321	0	0	0	591
Neither agree nor disagree	3	0	0	0	0	0	329	0	0	0	0	343	0	0	0	672
Disagree	4	0	0	0	0	0	347	0	0	0	0	406	0	0	0	753
Strongly disagree	5	0	0	0	0	0	155	0	0	0	0	162	0	0	0	317
Can't choose	8	0	0	0	0	0	42	0	0	0	0	26	0	0	0	68
No answer	9	0	0	0	0	0	35	0	0	0	0	7	0	0	0	42
Not applicable	IAP	13626	354	7542	353	5907	9050	2817	2765	2812	4510	658	2044	1974	2538	56950

1668. Do you agree or disagree with the following statements?

A. Looking around the world, religions bring more conflict than peace.

[VAR: RELIGCON]

<u>RESPONSE</u>	<u>PUNCH</u>	<u>YEAR</u>														
		<u>1972-82</u>	<u>1982B</u>	<u>1983-87</u>	<u>1987B</u>	<u>1988-91</u>	<u>1993-98</u>	<u>2000</u>	<u>2002</u>	<u>2004</u>	<u>2006</u>	<u>2008</u>	<u>2010</u>	<u>2012</u>	<u>2014</u>	<u>ALL</u>
Strongly agree	1	0	0	0	0	0	101	0	0	0	0	265	0	0	0	366
Agree	2	0	0	0	0	0	324	0	0	0	0	544	0	0	0	868
Neither agree nor disagree	3	0	0	0	0	0	257	0	0	0	0	207	0	0	0	464
Disagree	4	0	0	0	0	0	407	0	0	0	0	274	0	0	0	681
Strongly disagree	5	0	0	0	0	0	114	0	0	0	0	48	0	0	0	162
Can't choose	8	0	0	0	0	0	39	0	0	0	0	24	0	0	0	63
No answer	9	0	0	0	0	0	42	0	0	0	0	3	0	0	0	45
Not applicable	IAP	13626	354	7542	353	5907	9050	2817	2765	2812	4510	658	2044	1974	2538	56950

B. People with very strong religious beliefs are often too intolerant of others.

[VAR: RELIGINT]

<u>RESPONSE</u>	<u>PUNCH</u>	<u>YEAR</u>											<u>ALL</u>			
		<u>1972-82</u>	<u>1982B</u>	<u>1983-87</u>	<u>1987B</u>	<u>1988-91</u>	<u>1993-98</u>	<u>2000</u>	<u>2002</u>	<u>2004</u>	<u>2006</u>	<u>2008</u>		<u>2010</u>	<u>2012</u>	<u>2014</u>
Strongly agree	1	0	0	0	0	0	149	0	0	0	0	283	0	0	0	432
Agree	2	0	0	0	0	0	433	0	0	0	0	627	0	0	0	1060
Neither agree nor disagree	3	0	0	0	0	0	272	0	0	0	0	199	0	0	0	471
Disagree	4	0	0	0	0	0	269	0	0	0	0	200	0	0	0	469
Strongly disagree	5	0	0	0	0	0	66	0	0	0	0	32	0	0	0	98
Can't choose	8	0	0	0	0	0	53	0	0	0	0	21	0	0	0	74
No answer	9	0	0	0	0	0	42	0	0	0	0	3	0	0	0	45
Not applicable	IAP	13626	354	7542	353	5907	9050	2817	2765	2812	4510	658	2044	1974	2538	56950

C. The U.S. would be a better country if religion had less influence.

[VAR: RELIGINF]

<u>RESPONSE</u>	<u>PUNCH</u>	<u>YEAR</u>											<u>ALL</u>			
		<u>1972-82</u>	<u>1982B</u>	<u>1983-87</u>	<u>1987B</u>	<u>1988-91</u>	<u>1993-98</u>	<u>2000</u>	<u>2002</u>	<u>2004</u>	<u>2006</u>	<u>2008</u>		<u>2010</u>	<u>2012</u>	<u>2014</u>
Strongly agree	1	0	0	0	0	0	51	0	0	0	0	0	0	0	0	51
Agree	2	0	0	0	0	0	131	0	0	0	0	0	0	0	0	131
Neither agree nor disagree	3	0	0	0	0	0	321	0	0	0	0	0	0	0	0	321
Disagree	4	0	0	0	0	0	479	0	0	0	0	0	0	0	0	479
Strongly disagree	5	0	0	0	0	0	209	0	0	0	0	0	0	0	0	209
Can't choose	8	0	0	0	0	0	49	0	0	0	0	0	0	0	0	49
No answer	9	0	0	0	0	0	44	0	0	0	0	0	0	0	0	44
Not applicable	IAP	13626	354	7542	353	5907	9050	2817	2765	2812	4510	2023	2044	1974	2538	58315

1669. Have you done any voluntary activity in the past 12 months in any of the following areas? Voluntary activity is unpaid work, not just belonging to an organization or group. It should be of service or benefit to other people or the community and not only to one's family or personal friends. During the last 12 months did you do volunteer work in any of the following areas:

A. Political activities (helping political parties, political movements, election campaigns, etc.)

[VAR: VOLWKPOL]

<u>RESPONSE</u>	<u>PUNCH</u>	<u>YEAR</u>														
		<u>1972-82</u>	<u>1982B</u>	<u>1983-87</u>	<u>1987B</u>	<u>1988-91</u>	<u>1993-98</u>	<u>2000</u>	<u>2002</u>	<u>2004</u>	<u>2006</u>	<u>2008</u>	<u>2010</u>	<u>2012</u>	<u>2014</u>	<u>ALL</u>
No	1	0	0	0	0	0	1102	0	0	0	0	0	0	0	0	1102
Yes, once or twice	2	0	0	0	0	0	81	0	0	0	0	0	0	0	0	81
Yes, 3-5 times	3	0	0	0	0	0	22	0	0	0	0	0	0	0	0	22
Yes, 6 or more times	4	0	0	0	0	0	20	0	0	0	0	0	0	0	0	20
Don't know	8	0	0	0	0	0	0	0	0	0	0	0	0	0	0	0
No answer	9	0	0	0	0	0	59	0	0	0	0	0	0	0	0	59
Not applicable	IAP	13626	354	7542	353	5907	9050	2817	2765	2812	4510	2023	2044	1974	2538	58315

B. Charitable activities (helping the sick, elderly, poor, etc.)

[VAR: VOLWKCHR]

<u>RESPONSE</u>	<u>PUNCH</u>	<u>YEAR</u>														
		<u>1972-82</u>	<u>1982B</u>	<u>1983-87</u>	<u>1987B</u>	<u>1988-91</u>	<u>1993-98</u>	<u>2000</u>	<u>2002</u>	<u>2004</u>	<u>2006</u>	<u>2008</u>	<u>2010</u>	<u>2012</u>	<u>2014</u>	<u>ALL</u>
No	1	0	0	0	0	0	752	0	0	0	0	0	0	0	0	752
Yes, once or twice	2	0	0	0	0	0	251	0	0	0	0	0	0	0	0	251
Yes, 3-5 times	3	0	0	0	0	0	119	0	0	0	0	0	0	0	0	119
Yes, 6 or more times	4	0	0	0	0	0	105	0	0	0	0	0	0	0	0	105
Don't know	8	0	0	0	0	0	0	0	0	0	0	0	0	0	0	0
No answer	9	0	0	0	0	0	57	0	0	0	0	0	0	0	0	57
Not applicable	IAP	13626	354	7542	353	5907	9050	2817	2765	2812	4510	2023	2044	1974	2538	58315

C. Religious and church related activities (helping churches and religious groups)

[VAR: VOLWKREL]

RESPONSE	PUNCH	YEAR						2000	2002	2004	2006	2008	2010	2012	2014	ALL
		1972-82	1982B	1983-87	1987B	1988-91	1993-98									
No	1	0	0	0	0	0	787	0	0	0	0	0	0	0	0	787
Yes, once or twice	2	0	0	0	0	0	191	0	0	0	0	0	0	0	0	191
Yes, 3-5 times	3	0	0	0	0	0	85	0	0	0	0	0	0	0	0	85
Yes, 6 or more times	4	0	0	0	0	0	163	0	0	0	0	0	0	0	0	163
Don't know	8	0	0	0	0	0	0	0	0	0	0	0	0	0	0	0
No answer	9	0	0	0	0	0	58	0	0	0	0	0	0	0	0	58
Not applicable	IAP	13626	354	7542	353	5907	9050	2817	2765	2812	4510	2023	2044	1974	2538	58315

D. Any other kind of voluntary activities

[VAR: VOLWKOTH]

RESPONSE	PUNCH	YEAR						2000	2002	2004	2006	2008	2010	2012	2014	ALL
		1972-82	1982B	1983-87	1987B	1988-91	1993-98									
No	1	0	0	0	0	0	755	0	0	0	0	0	0	0	0	755
Yes, once or twice	2	0	0	0	0	0	222	0	0	0	0	0	0	0	0	222
Yes, 3-5 times	3	0	0	0	0	0	109	0	0	0	0	0	0	0	0	109
Yes, 6 or more times	4	0	0	0	0	0	138	0	0	0	0	0	0	0	0	138
Don't know	8	0	0	0	0	0	0	0	0	0	0	0	0	0	0	0
No answer	9	0	0	0	0	0	60	0	0	0	0	0	0	0	0	60
Not applicable	IAP	13626	354	7542	353	5907	9050	2817	2765	2812	4510	2023	2044	1974	2538	58315

1670. Which of the following statements come closest to your own views:

[VAR: RELTRUTH]

RESPONSE	PUNCH	YEAR						2000	2002	2004	2006	2008	2010	2012	2014	ALL
		1972-82	1982B	1983-87	1987B	1988-91	1993-98									
There is very little truth in any religion	1	0	0	0	0	0	42	0	0	0	0	60	0	0	0	102
There are basic truths in many religions	2	0	0	0	0	0	894	0	0	0	0	1103	0	0	0	1997
There is truth in one religion	3	0	0	0	0	0	126	0	0	0	0	166	0	0	0	292
Don't know	8	0	0	0	0	0	178	0	0	0	0	27	0	0	0	205
No answer	9	0	0	0	0	0	44	0	0	0	0	9	0	0	0	53
Not applicable	IAP	13626	354	7542	353	5907	9050	2817	2765	2812	4510	658	2044	1974	2538	56950

1671. Suppose you were riding in a car driven by a close friend. You know he is going too fast. He hits a pedestrian. He asks you to tell the police that he was obeying the speed limit.

A. Which statement comes closest to your belief about what your friend has a right to expect from you?

[VAR: CARRIGHT]

<u>RESPONSE</u>	<u>PUNCH</u>	<u>YEAR</u>														
		<u>1972-82</u>	<u>1982B</u>	<u>1983-87</u>	<u>1987B</u>	<u>1988-91</u>	<u>1993-98</u>	<u>2000</u>	<u>2002</u>	<u>2004</u>	<u>2006</u>	<u>2008</u>	<u>2010</u>	<u>2012</u>	<u>2014</u>	<u>ALL</u>
My friend has a DEFINITE right as a friend to expect me to testify that he was obeying the speed limit	1	0	0	0	0	0	23	0	0	0	0	0	0	0	0	23
My friend has SOME right as a friend to expect me to testify that he was obeying the speed limit	2	0	0	0	0	0	115	0	0	0	0	0	0	0	0	115
My friend has NO right as a friend to expect me to testify that he was obeying the speed limit	3	0	0	0	0	0	972	0	0	0	0	0	0	0	0	972
Can't choose	8	0	0	0	0	0	119	0	0	0	0	0	0	0	0	119
No answer	9	0	0	0	0	0	55	0	0	0	0	0	0	0	0	55
Not applicable	IAP	13626	354	7542	353	5907	9050	2817	2765	2812	4510	2023	2044	1974	2538	58315

B. What would you do in this situation?

[VAR: CARDO]

<u>RESPONSE</u>	<u>PUNCH</u>	<u>YEAR</u>														
		<u>1972-82</u>	<u>1982B</u>	<u>1983-87</u>	<u>1987B</u>	<u>1988-91</u>	<u>1993-98</u>	<u>2000</u>	<u>2002</u>	<u>2004</u>	<u>2006</u>	<u>2008</u>	<u>2010</u>	<u>2012</u>	<u>2014</u>	<u>ALL</u>
Definitely tell the police that your friend WAS going faster than the speed limit	1	0	0	0	0	0	443	0	0	0	0	0	0	0	0	443
Probably tell the police that your friend WAS going faster than the speed limit	2	0	0	0	0	0	415	0	0	0	0	0	0	0	0	415
Probably tell the police that your friend WAS NOT going faster than the speed limit	3	0	0	0	0	0	103	0	0	0	0	0	0	0	0	103
Definitely tell the police that your friend WAS NOT going faster than the speed limit	4	0	0	0	0	0	17	0	0	0	0	0	0	0	0	17
Can't choose	8	0	0	0	0	0	245	0	0	0	0	0	0	0	0	245
No answer	9	0	0	0	0	0	61	0	0	0	0	0	0	0	0	61
Not applicable	IAP	13626	354	7542	353	5907	9050	2817	2765	2812	4510	2023	2044	1974	2538	58315

1672. We are interested in the extent to which you have moved from one kind of place to another. Which do you think is most like your experience of life? Which of the following best applies to you?

[VAR: GEOMOBIL]

<u>RESPONSE</u>	<u>PUNCH</u>	<u>YEAR</u>														
		<u>1972-82</u>	<u>1982B</u>	<u>1983-87</u>	<u>1987B</u>	<u>1988-91</u>	<u>1993-98</u>	<u>2000</u>	<u>2002</u>	<u>2004</u>	<u>2006</u>	<u>2008</u>	<u>2010</u>	<u>2012</u>	<u>2014</u>	<u>ALL</u>
I have lived in different countries	1	0	0	0	0	0	0	0	0	0	0	205	0	0	0	205
I have lived in different places in the same country	2	0	0	0	0	0	0	0	0	0	0	613	0	0	0	613
I have lived in different neighborhoods in the same place	3	0	0	0	0	0	0	0	0	0	0	385	0	0	0	385
I have always lived in the same neighborhood	4	0	0	0	0	0	0	0	0	0	0	161	0	0	0	161
Don't Know	8	0	0	0	0	0	0	0	0	0	0	1	0	0	0	1
Not applicable	IAP	13626	354	7542	353	5907	10334	2817	2765	2812	4510	658	2044	1974	2538	58234

1673. How much do you agree or disagree with the following statements?

A. All religious groups in America should have equal rights. Would you say...

[VAR: RELGRPEQ]

<u>RESPONSE</u>	<u>PUNCH</u>	<u>YEAR</u>														
		<u>1972-82</u>	<u>1982B</u>	<u>1983-87</u>	<u>1987B</u>	<u>1988-91</u>	<u>1993-98</u>	<u>2000</u>	<u>2002</u>	<u>2004</u>	<u>2006</u>	<u>2008</u>	<u>2010</u>	<u>2012</u>	<u>2014</u>	<u>ALL</u>
Strongly agree	1	0	0	0	0	0	0	0	0	0	0	376	0	0	0	376
Agree	2	0	0	0	0	0	0	0	0	0	0	683	0	0	0	683
Niether agree nor disagree	3	0	0	0	0	0	0	0	0	0	0	154	0	0	0	154
Disagree	4	0	0	0	0	0	0	0	0	0	0	107	0	0	0	107
Strongly disagree	5	0	0	0	0	0	0	0	0	0	0	24	0	0	0	24
Don't Know	8	0	0	0	0	0	0	0	0	0	0	15	0	0	0	15
No Answer	9	0	0	0	0	0	0	0	0	0	0	6	0	0	0	6
Not Applicable	IAP	13626	354	7542	353	5907	10334	2817	2765	2812	4510	658	2044	1974	2538	58234

B. We must respect all religions. Would you say...

[VAR: RSPCTREL]

<u>RESPONSE</u>	<u>PUNCH</u>	<u>YEAR</u>														
		<u>1972-82</u>	<u>1982B</u>	<u>1983-87</u>	<u>1987B</u>	<u>1988-91</u>	<u>1993-98</u>	<u>2000</u>	<u>2002</u>	<u>2004</u>	<u>2006</u>	<u>2008</u>	<u>2010</u>	<u>2012</u>	<u>2014</u>	<u>ALL</u>
Strongly agree	1	0	0	0	0	0	0	0	0	0	0	433	0	0	0	433
Agree	2	0	0	0	0	0	0	0	0	0	0	666	0	0	0	666
Niether agree nor disagree	3	0	0	0	0	0	0	0	0	0	0	116	0	0	0	116
Disagree	4	0	0	0	0	0	0	0	0	0	0	106	0	0	0	106
Strongly disagree	5	0	0	0	0	0	0	0	0	0	0	31	0	0	0	31
Don't Know	8	0	0	0	0	0	0	0	0	0	0	8	0	0	0	8
No Answer	9	0	0	0	0	0	0	0	0	0	0	5	0	0	0	5
Not Applicable	IAP	13626	354	7542	353	5907	10334	2817	2765	2812	4510	658	2044	1974	2538	58234

1674. People belong to different religions and have different religious views.

- A. Would you accept a person from a different religion or with a very different religious view from yours marrying a relative of yours? Would you say...

[VAR: RELMARRY]

<u>RESPONSE</u>	<u>PUNCH</u>	<u>YEAR</u>														
		<u>1972-82</u>	<u>1982B</u>	<u>1983-87</u>	<u>1987B</u>	<u>1988-91</u>	<u>1993-98</u>	<u>2000</u>	<u>2002</u>	<u>2004</u>	<u>2006</u>	<u>2008</u>	<u>2010</u>	<u>2012</u>	<u>2014</u>	<u>ALL</u>
Definitely accept	1	0	0	0	0	0	0	0	0	0	0	539	0	0	0	539
Probably accept	2	0	0	0	0	0	0	0	0	0	0	641	0	0	0	641
Probably not accept	3	0	0	0	0	0	0	0	0	0	0	109	0	0	0	109
Definitely not accept	4	0	0	0	0	0	0	0	0	0	0	46	0	0	0	46
Don't Know	8	0	0	0	0	0	0	0	0	0	0	26	0	0	0	26
No Answer	9	0	0	0	0	0	0	0	0	0	0	4	0	0	0	4
Not Applicable	IAP	13626	354	7542	353	5907	10334	2817	2765	2812	4510	658	2044	1974	2538	58234

- B. Would you accept a person from a different religion or with a very different religious view from yours being a candidate of the political party you prefer?

[VAR: RELCAND]

<u>RESPONSE</u>	<u>PUNCH</u>	<u>YEAR</u>														
		<u>1972-82</u>	<u>1982B</u>	<u>1983-87</u>	<u>1987B</u>	<u>1988-91</u>	<u>1993-98</u>	<u>2000</u>	<u>2002</u>	<u>2004</u>	<u>2006</u>	<u>2008</u>	<u>2010</u>	<u>2012</u>	<u>2014</u>	<u>ALL</u>
Definitely accept	1	0	0	0	0	0	0	0	0	0	0	466	0	0	0	466
Probably accept	2	0	0	0	0	0	0	0	0	0	0	640	0	0	0	640
Probably not accept	3	0	0	0	0	0	0	0	0	0	0	168	0	0	0	168
Definitely not accept	4	0	0	0	0	0	0	0	0	0	0	39	0	0	0	39
Don't Know	8	0	0	0	0	0	0	0	0	0	0	40	0	0	0	40
No Answer	9	0	0	0	0	0	0	0	0	0	0	12	0	0	0	12
Not Applicable	IAP	13626	354	7542	353	5907	10334	2817	2765	2812	4510	658	2044	1974	2538	58234

1675. There are some people whose views are considered extreme by the majority. Consider religious extremists, those people who believe that their religion is the only true faith and all other religions should be considered as enemies.

A. Do you think such people should be allowed to hold a public meeting to express their views? Would you say...

[VAR: RELEXT1]

RESPONSE	PUNCH	YEAR														
		<u>1972-82</u>	<u>1982B</u>	<u>1983-87</u>	<u>1987B</u>	<u>1988-91</u>	<u>1993-98</u>	<u>2000</u>	<u>2002</u>	<u>2004</u>	<u>2006</u>	<u>2008</u>	<u>2010</u>	<u>2012</u>	<u>2014</u>	<u>ALL</u>
Definitely	1	0	0	0	0	0	0	0	0	0	0	367	0	0	0	367
Probably	2	0	0	0	0	0	0	0	0	0	0	422	0	0	0	422
Probably not	3	0	0	0	0	0	0	0	0	0	0	266	0	0	0	266
Definitely not	4	0	0	0	0	0	0	0	0	0	0	279	0	0	0	279
Don't Know	8	0	0	0	0	0	0	0	0	0	0	21	0	0	0	21
No Answer	9	0	0	0	0	0	0	0	0	0	0	10	0	0	0	10
Not Applicable	IAP	13626	354	7542	353	5907	10334	2817	2765	2812	4510	658	2044	1974	2538	58234

B. Do you think such people should be allowed to publish books expressing their views? Would you say...

[VAR: RELEXT2]

RESPONSE	PUNCH	YEAR														
		<u>1972-82</u>	<u>1982B</u>	<u>1983-87</u>	<u>1987B</u>	<u>1988-91</u>	<u>1993-98</u>	<u>2000</u>	<u>2002</u>	<u>2004</u>	<u>2006</u>	<u>2008</u>	<u>2010</u>	<u>2012</u>	<u>2014</u>	<u>ALL</u>
Definitely	1	0	0	0	0	0	0	0	0	0	0	538	0	0	0	538
Probably	2	0	0	0	0	0	0	0	0	0	0	538	0	0	0	538
Probably not	3	0	0	0	0	0	0	0	0	0	0	143	0	0	0	143
Definitely not	4	0	0	0	0	0	0	0	0	0	0	117	0	0	0	117
Don't Know	8	0	0	0	0	0	0	0	0	0	0	21	0	0	0	21
No Answer	9	0	0	0	0	0	0	0	0	0	0	8	0	0	0	8
Not Applicable	IAP	13626	354	7542	353	5907	10334	2817	2765	2812	4510	658	2044	1974	2538	58234

1676. Do you believe in...

A. ...in Reincarnation – being reborn in this world again and again?

[VAR: REINCAR]

<u>RESPONSE</u>	<u>PUNCH</u>	<u>YEAR</u>														
		<u>1972-82</u>	<u>1982B</u>	<u>1983-87</u>	<u>1987B</u>	<u>1988-91</u>	<u>1993-98</u>	<u>2000</u>	<u>2002</u>	<u>2004</u>	<u>2006</u>	<u>2008</u>	<u>2010</u>	<u>2012</u>	<u>2014</u>	<u>ALL</u>
Yes, definitely	1	0	0	0	0	0	0	0	0	0	0	178	0	0	0	178
Yes, probably	2	0	0	0	0	0	0	0	0	0	0	248	0	0	0	248
No, probably not	3	0	0	0	0	0	0	0	0	0	0	374	0	0	0	374
No, definitely not	4	0	0	0	0	0	0	0	0	0	0	488	0	0	0	488
Don't Know	8	0	0	0	0	0	0	0	0	0	0	71	0	0	0	71
No Answer	9	0	0	0	0	0	0	0	0	0	0	6	0	0	0	6
Not Applicable	IAP	13626	354	7542	353	5907	10334	2817	2765	2812	4510	658	2044	1974	2538	58234

B. ...in Nirvana?

[VAR: NIRVANA]

<u>RESPONSE</u>	<u>PUNCH</u>	<u>YEAR</u>														
		<u>1972-82</u>	<u>1982B</u>	<u>1983-87</u>	<u>1987B</u>	<u>1988-91</u>	<u>1993-98</u>	<u>2000</u>	<u>2002</u>	<u>2004</u>	<u>2006</u>	<u>2008</u>	<u>2010</u>	<u>2012</u>	<u>2014</u>	<u>ALL</u>
Yes, definitely	1	0	0	0	0	0	0	0	0	0	0	61	0	0	0	61
Yes, probably	2	0	0	0	0	0	0	0	0	0	0	194	0	0	0	194
No, probably not	3	0	0	0	0	0	0	0	0	0	0	312	0	0	0	312
No, definitely not	4	0	0	0	0	0	0	0	0	0	0	346	0	0	0	346
Don't Know	8	0	0	0	0	0	0	0	0	0	0	434	0	0	0	434
No Answer	9	0	0	0	0	0	0	0	0	0	0	18	0	0	0	18
Not Applicable	IAP	13626	354	7542	353	5907	10334	2817	2765	2812	4510	658	2044	1974	2538	58234

C. ...in the supernatural powers of deceased ancestors?

[VAR: ANCESTRS]

RESPONSE	PUNCH	YEAR														
		1972-82	1982B	1983-87	1987B	1988-91	1993-98	2000	2002	2004	2006	2008	2010	2012	2014	ALL
Yes, definitely	1	0	0	0	0	0	0	0	0	0	0	115	0	0	0	115
Yes, probably	2	0	0	0	0	0	0	0	0	0	0	206	0	0	0	206
No, probably not	3	0	0	0	0	0	0	0	0	0	0	403	0	0	0	403
No, definitely not	4	0	0	0	0	0	0	0	0	0	0	567	0	0	0	567
Don't Know	8	0	0	0	0	0	0	0	0	0	0	63	0	0	0	63
No Answer	9	0	0	0	0	0	0	0	0	0	0	11	0	0	0	11
Not Applicable	IAP	13626	354	7542	353	5907	10334	2817	2765	2812	4510	658	2044	1974	2538	58234

1677. Do you agree or disagree with the following...I have my own way of connecting with God without churches or religious services.

[VAR: MYWAYGOD]

RESPONSE	PUNCH	YEAR														
		1972-82	1982B	1983-87	1987B	1988-91	1993-98	2000	2002	2004	2006	2008	2010	2012	2014	ALL
Strongly agree	1	0	0	0	0	0	0	0	0	0	0	339	0	0	0	339
Agree	2	0	0	0	0	0	0	0	0	0	0	543	0	0	0	543
Neither agree nor disagree	3	0	0	0	0	0	0	0	0	0	0	155	0	0	0	155
Disagree	4	0	0	0	0	0	0	0	0	0	0	194	0	0	0	194
Strongly agree	5	0	0	0	0	0	0	0	0	0	0	118	0	0	0	118
Don't Know	8	0	0	0	0	0	0	0	0	0	0	9	0	0	0	9
No Answer	9	0	0	0	0	0	0	0	0	0	0	7	0	0	0	7
Not Applicable	IAP	13626	354	7542	353	5907	10334	2817	2765	2812	4510	658	2044	1974	2538	58234

1678. For religious reasons do you have in your home a shrine, altar, or a religious object on display such as an icon, menorah, or crucifix?

[VAR: RELOBJECT]

RESPONSE	PUNCH	YEAR														
		1972-82	1982B	1983-87	1987B	1988-91	1993-98	2000	2002	2004	2006	2008	2010	2012	2014	ALL
Yes	1	0	0	0	0	0	0	0	0	0	0	531	0	0	0	531
No	2	0	0	0	0	0	0	0	0	0	0	825	0	0	0	825
Don't Know	8	0	0	0	0	0	0	0	0	0	0	4	0	0	0	4
No Answer	9	0	0	0	0	0	0	0	0	0	0	5	0	0	0	5
Not Applicable	IAP	13626	354	7542	353	5907	10334	2817	2765	2812	4510	658	2044	1974	2538	58234

1679. How often do you visit a holy place for religious reasons such as going to a shrine, temple, church, or mosque?
Please do not count attending regular religious services at your usual place of worship, if you have one.
Would you say...

[VAR: VISTHOLY]

<u>RESPONSE</u>	<u>PUNCH</u>	<u>YEAR</u>														
		<u>1972-82</u>	<u>1982B</u>	<u>1983-87</u>	<u>1987B</u>	<u>1988-91</u>	<u>1993-98</u>	<u>2000</u>	<u>2002</u>	<u>2004</u>	<u>2006</u>	<u>2008</u>	<u>2010</u>	<u>2012</u>	<u>2014</u>	<u>ALL</u>
Never	1	0	0	0	0	0	0	0	0	0	0	847	0	0	0	847
Less than once a year	2	0	0	0	0	0	0	0	0	0	0	142	0	0	0	142
About once or twice a year	3	0	0	0	0	0	0	0	0	0	0	166	0	0	0	166
Several times a year	4	0	0	0	0	0	0	0	0	0	0	97	0	0	0	97
About once a month or more	5	0	0	0	0	0	0	0	0	0	0	102	0	0	0	102
Don't Know	8	0	0	0	0	0	0	0	0	0	0	7	0	0	0	7
No Answer	9	0	0	0	0	0	0	0	0	0	0	4	0	0	0	4
Not Applicable	IAP	13626	354	7542	353	5907	10334	2817	2765	2812	4510	658	2044	1974	2538	58234

1680. What best describes you:

[VAR: RELSPRT]

<u>RESPONSE</u>	<u>PUNCH</u>	<u>YEAR</u>														
		<u>1972-82</u>	<u>1982B</u>	<u>1983-87</u>	<u>1987B</u>	<u>1988-91</u>	<u>1993-98</u>	<u>2000</u>	<u>2002</u>	<u>2004</u>	<u>2006</u>	<u>2008</u>	<u>2010</u>	<u>2012</u>	<u>2014</u>	<u>ALL</u>
I follow a religion and consider myself to be a spiritual person interested in the sacred and the supernatural.	1	0	0	0	0	0	0	0	0	0	0	528	0	0	0	528
I follow a religion, but don't consider myself to be a spiritual person interested in the sacred and the supernatural.	2	0	0	0	0	0	0	0	0	0	0	304	0	0	0	304
I don't follow a religion, but consider myself to be a spiritual person interested in the sacred and the supernatural.	3	0	0	0	0	0	0	0	0	0	0	312	0	0	0	312
I don't follow a religion and don't consider myself to be a spiritual person interested in the sacred and the supernatural?	4	0	0	0	0	0	0	0	0	0	0	154	0	0	0	154
Don't Know	8	0	0	0	0	0	0	0	0	0	0	48	0	0	0	48
No Answer	9	0	0	0	0	0	0	0	0	0	0	19	0	0	0	19
Not Applicable	IAP	13626	354	7542	353	5907	10334	2817	2765	2812	4510	658	2044	1974	2538	58234

1681. Do you agree or disagree that...

A. ...that practicing a religion helps people to find inner peace and happiness? Would you say...

[VAR: PAXHAPPY]

<u>RESPONSE</u>	<u>PUNCH</u>	<u>YEAR</u>														
		<u>1972-82</u>	<u>1982B</u>	<u>1983-87</u>	<u>1987B</u>	<u>1988-91</u>	<u>1993-98</u>	<u>2000</u>	<u>2002</u>	<u>2004</u>	<u>2006</u>	<u>2008</u>	<u>2010</u>	<u>2012</u>	<u>2014</u>	<u>ALL</u>
Strongly agree	1	0	0	0	0	0	0	0	0	0	0	518	0	0	0	518
Agree	2	0	0	0	0	0	0	0	0	0	0	662	0	0	0	662
Neither agree nor disagree	3	0	0	0	0	0	0	0	0	0	0	133	0	0	0	133
Disagree	4	0	0	0	0	0	0	0	0	0	0	30	0	0	0	30
Strongly disagree	5	0	0	0	0	0	0	0	0	0	0	9	0	0	0	9
Don't Know	8	0	0	0	0	0	0	0	0	0	0	7	0	0	0	7
No Answer	9	0	0	0	0	0	0	0	0	0	0	6	0	0	0	6
Not Applicable	IAP	13626	354	7542	353	5907	10334	2817	2765	2812	4510	658	2044	1974	2538	58234

B. ...that practicing a religion helps people to make friends?

[VAR: MAKEFRND]

<u>RESPONSE</u>	<u>PUNCH</u>	<u>YEAR</u>														
		<u>1972-82</u>	<u>1982B</u>	<u>1983-87</u>	<u>1987B</u>	<u>1988-91</u>	<u>1993-98</u>	<u>2000</u>	<u>2002</u>	<u>2004</u>	<u>2006</u>	<u>2008</u>	<u>2010</u>	<u>2012</u>	<u>2014</u>	<u>ALL</u>
Strongly agree	1	0	0	0	0	0	0	0	0	0	0	321	0	0	0	321
Agree	2	0	0	0	0	0	0	0	0	0	0	799	0	0	0	799
Neither agree nor disagree	3	0	0	0	0	0	0	0	0	0	0	160	0	0	0	160
Disagree	4	0	0	0	0	0	0	0	0	0	0	59	0	0	0	59
Strongly disagree	5	0	0	0	0	0	0	0	0	0	0	11	0	0	0	11
Don't Know	8	0	0	0	0	0	0	0	0	0	0	10	0	0	0	10
No Answer	9	0	0	0	0	0	0	0	0	0	0	5	0	0	0	5
Not Applicable	IAP	13626	354	7542	353	5907	10334	2817	2765	2812	4510	658	2044	1974	2538	58234

C. ...that practicing a religion helps people to gain comfort in times of trouble and sorrow?

[VAR: COMFORT]

<u>RESPONSE</u>	<u>PUNCH</u>	<u>YEAR</u>														
		<u>1972-82</u>	<u>1982B</u>	<u>1983-87</u>	<u>1987B</u>	<u>1988-91</u>	<u>1993-98</u>	<u>2000</u>	<u>2002</u>	<u>2004</u>	<u>2006</u>	<u>2008</u>	<u>2010</u>	<u>2012</u>	<u>2014</u>	<u>ALL</u>
Strongly agree	1	0	0	0	0	0	0	0	0	0	0	626	0	0	0	626
Agree	2	0	0	0	0	0	0	0	0	0	0	663	0	0	0	663
Neither agree nor disagree	3	0	0	0	0	0	0	0	0	0	0	51	0	0	0	51
Disagree	4	0	0	0	0	0	0	0	0	0	0	5	0	0	0	5
Strongly disagree	5	0	0	0	0	0	0	0	0	0	0	6	0	0	0	6
Don't Know	8	0	0	0	0	0	0	0	0	0	0	9	0	0	0	9
No Answer	9	0	0	0	0	0	0	0	0	0	0	5	0	0	0	5
Not Applicable	IAP	13626	354	7542	353	5907	10334	2817	2765	2812	4510	658	2044	1974	2538	58234

D. ...that practicing a religion helps people to meet the right kind of people?

[VAR: RIGHTPEO]

<u>RESPONSE</u>	<u>PUNCH</u>	<u>YEAR</u>														
		<u>1972-82</u>	<u>1982B</u>	<u>1983-87</u>	<u>1987B</u>	<u>1988-91</u>	<u>1993-98</u>	<u>2000</u>	<u>2002</u>	<u>2004</u>	<u>2006</u>	<u>2008</u>	<u>2010</u>	<u>2012</u>	<u>2014</u>	<u>ALL</u>
Strongly agree	1	0	0	0	0	0	0	0	0	0	0	220	0	0	0	220
Agree	2	0	0	0	0	0	0	0	0	0	0	573	0	0	0	573
Neither agree nor disagree	3	0	0	0	0	0	0	0	0	0	0	391	0	0	0	391
Disagree	4	0	0	0	0	0	0	0	0	0	0	130	0	0	0	130
Strongly disagree	5	0	0	0	0	0	0	0	0	0	0	28	0	0	0	28
Don't Know	8	0	0	0	0	0	0	0	0	0	0	17	0	0	0	17
No Answer	9	0	0	0	0	0	0	0	0	0	0	6	0	0	0	6
Not Applicable	IAP	13626	354	7542	353	5907	10334	2817	2765	2812	4510	658	2044	1974	2538	58234

1682. During the last year, did you make some personal sacrifice as an expression of your faith such as by fasting, following a special diet, or giving up some activity during a holy season such as Lent or Ramadan?

[VAR: PERSCRFC]

<u>RESPONSE</u>	<u>PUNCH</u>	<u>YEAR</u>														
		<u>1972-82</u>	<u>1982B</u>	<u>1983-87</u>	<u>1987B</u>	<u>1988-91</u>	<u>1993-98</u>	<u>2000</u>	<u>2002</u>	<u>2004</u>	<u>2006</u>	<u>2008</u>	<u>2010</u>	<u>2012</u>	<u>2014</u>	<u>ALL</u>
Yes	1	0	0	0	0	0	0	0	0	0	0	360	0	0	0	360
No	2	0	0	0	0	0	0	0	0	0	0	993	0	0	0	993
Don't Know	8	0	0	0	0	0	0	0	0	0	0	5	0	0	0	5
No Answer	9	0	0	0	0	0	0	0	0	0	0	7	0	0	0	7
Not Applicable	IAP	13626	354	7542	353	5907	10334	2817	2765	2812	4510	658	2044	1974	2538	58234

**The 1993 ISSP Module: Environment I
(OBEYTHNK-COMTYPE)**

**The 2000 ISSP Module: Environment II
(GOD, PRIVENT-HARMGOD, SCIGRN-HARMSGRN, GRNPROG, GRWTHHELP, ANTESTS, GRWTHARM,
NATURGOD-IHLPGRN, SCITEST2, SCITEST4, SCITEST5, GRNTEST1, GRNTEST3, GRNTEST4,
CARSGEN, CARSFAM, INDUSGEN, CHEMGEN, WATERGEN, TEMPGEN, PUBDECID-RECYCLE,
GRNGROUP-INFOCOL)**

**The 2010 ISSP Module: Environment III
(SCIGRN-HARMSGRN, GRNPROG, GRWTHHELP, GRWTHARM, GRNPRICE-TOODIFME, CARSGEN,
NUKEGEN, INDUSGEN, CHEMGEN, WATERGEN, PUBDECID-CHEMFREE, DRIVLESS-GRNDEMO,
POPGRWTH-GENEGEN, GRNINTL-CONGRN, TOPPROB1-NOBUYGRAIN)**

1683. Which of these would you say is more important in preparing children for life...

[VAR: OBEYTHNK]

RESPONSE	PUNCH	YEAR							2000	2002	2004	2006	2008	2010	2012	2014	ALL
		1972-82	1982B	1983-87	1987B	1988-91	1993-98										
To be obedient	1	0	0	0	0	0	1262	0	0	0	0	0	0	0	0	0	1262
To think for themselves	2	0	0	0	0	0	2785	0	0	0	0	0	0	0	0	0	2785
Don't Know	8	0	0	0	0	0	235	0	0	0	0	0	0	0	0	0	235
No answer	9	0	0	0	0	0	108	0	0	0	0	0	0	0	0	0	108
Not applicable	IAP	13626	354	7542	353	5907	5944	2817	2765	2812	4510	2023	2044	1974	2538	55209	

1684. How much do you agree or disagree with each of these statements?

Private enterprise is the best way to solve America's economic problems.

[VAR: PRIVENT]

RESPONSE	PUNCH	YEAR							2000	2002	2004	2006	2008	2010	2012	2014	ALL
		1972-82	1982B	1983-87	1987B	1988-91	1993-98										
Strongly agree	1	0	0	0	0	0	450	175	0	0	0	0	185	0	0	0	810
Agree	2	0	0	0	0	0	1043	377	0	0	0	0	391	0	0	0	1811
Neither agree nor disagree	3	0	0	0	0	0	832	409	0	0	0	0	352	0	0	0	1593
Disagree	4	0	0	0	0	0	340	138	0	0	0	0	294	0	0	0	772
Strongly disagree	5	0	0	0	0	0	37	31	0	0	0	0	71	0	0	0	139
Don't know	8	0	0	0	0	0	174	71	0	0	0	0	132	0	0	0	377
No answer	9	0	0	0	0	0	67	75	0	0	0	0	5	0	0	0	147
Not applicable	IAP	13626	354	7542	353	5907	7391	1541	2765	2812	4510	2023	614	1974	2538	53950	

1685. A. Looking at the list below, please check a box next to the one thing you think should be America's **highest** priority, the most important thing it should do. America should...

[VAR: POSTMAT1]

<u>RESPONSE</u>	<u>PUNCH</u>	<u>YEAR</u>														
		<u>1972-82</u>	<u>1982B</u>	<u>1983-87</u>	<u>1987B</u>	<u>1988-91</u>	<u>1993-98</u>	<u>2000</u>	<u>2002</u>	<u>2004</u>	<u>2006</u>	<u>2008</u>	<u>2010</u>	<u>2012</u>	<u>2014</u>	<u>ALL</u>
Maintain order in the nation	1	0	0	0	0	0	923	412	0	0	0	0	382	0	0	1717
Give people more say in government decisions	2	0	0	0	0	0	980	294	0	0	0	0	464	0	0	1738
Fight rising prices	3	0	0	0	0	0	456	194	0	0	0	0	214	0	0	864
Protect freedom of speech	4	0	0	0	0	0	287	187	0	0	0	0	196	0	0	670
Don't know	8	0	0	0	0	0	198	135	0	0	0	0	167	0	0	500
No answer	9	0	0	0	0	0	99	54	0	0	0	0	7	0	0	160
Not applicable	IAP	13626	354	7542	353	5907	7391	1541	2765	2812	4510	2023	614	1974	2538	53950

B. And which one do you think should be America's next highest priority, the second most important thing it should do? America should...

[VAR: POSTMAT2]

<u>RESPONSE</u>	<u>PUNCH</u>	<u>YEAR</u>														
		<u>1972-82</u>	<u>1982B</u>	<u>1983-87</u>	<u>1987B</u>	<u>1988-91</u>	<u>1993-98</u>	<u>2000</u>	<u>2002</u>	<u>2004</u>	<u>2006</u>	<u>2008</u>	<u>2010</u>	<u>2012</u>	<u>2014</u>	<u>ALL</u>
Maintain order in the nation	1	0	0	0	0	0	744	271	0	0	0	0	350	0	0	1365
Give people more say in government decisions	2	0	0	0	0	0	775	335	0	0	0	0	291	0	0	1401
Fight rising prices	3	0	0	0	0	0	604	212	0	0	0	0	335	0	0	1151
Protect freedom of speech	4	0	0	0	0	0	465	263	0	0	0	0	266	0	0	994
Don't know	8	0	0	0	0	0	256	141	0	0	0	0	180	0	0	577
No answer	9	0	0	0	0	0	99	54	0	0	0	0	8	0	0	161
Not applicable	IAP	13626	354	7542	353	5907	7391	1541	2765	2812	4510	2023	614	1974	2538	53950

REMARKS: While respondents were supposed to select different responses to these two questions, a number selected the same response twice.

1686. How much do you agree or disagree with each of these statements?

A. We believe too often in science, and not enough in feelings and faith.

[VAR: SCIFAITH]

<u>RESPONSE</u>	<u>PUNCH</u>	<u>YEAR</u>														
		<u>1972-82</u>	<u>1982B</u>	<u>1983-87</u>	<u>1987B</u>	<u>1988-91</u>	<u>1993-98</u>	<u>2000</u>	<u>2002</u>	<u>2004</u>	<u>2006</u>	<u>2008</u>	<u>2010</u>	<u>2012</u>	<u>2014</u>	<u>ALL</u>
Strongly agree	1	0	0	0	0	0	362	163	0	0	0	0	128	0	0	653
Agree	2	0	0	0	0	0	1225	478	0	0	0	0	468	0	0	2171
Neither agree nor disagree	3	0	0	0	0	0	642	294	0	0	0	0	359	0	0	1295
Disagree	4	0	0	0	0	0	451	188	0	0	0	0	314	0	0	953
Strongly disagree	5	0	0	0	0	0	98	61	0	0	0	0	106	0	0	265
Don't know	8	0	0	0	0	0	74	24	0	0	0	0	50	0	0	148
No answer	9	0	0	0	0	0	91	68	0	0	0	0	5	0	0	164
Not applicable	IAP	13626	354	7542	353	5907	7391	1541	2765	2812	4510	2023	614	1974	2538	53950

B. Overall, modern science does more harm than good.

[VAR: HARMGOOD]

<u>RESPONSE</u>	<u>PUNCH</u>	<u>YEAR</u>														
		<u>1972-82</u>	<u>1982B</u>	<u>1983-87</u>	<u>1987B</u>	<u>1988-91</u>	<u>1993-98</u>	<u>2000</u>	<u>2002</u>	<u>2004</u>	<u>2006</u>	<u>2008</u>	<u>2010</u>	<u>2012</u>	<u>2014</u>	<u>ALL</u>
Strongly agree	1	0	0	0	0	0	137	47	0	0	0	38	41	0	0	263
Agree	2	0	0	0	0	0	492	185	0	0	0	140	159	0	0	976
Neither agree nor disagree	3	0	0	0	0	0	888	294	0	0	0	291	314	0	0	1787
Disagree	4	0	0	0	0	0	1801	457	0	0	0	621	617	0	0	3496
Strongly disagree	5	0	0	0	0	0	637	167	0	0	0	240	227	0	0	1271
Don't know	8	0	0	0	0	0	134	37	0	0	0	33	0	0	0	204
No answer	9	0	0	0	0	0	138	89	0	0	0	2	72	0	0	301
Not applicable	IAP	13626	354	7542	353	5907	6107	1541	2765	2812	4510	658	614	1974	2538	51301

C. Any change humans cause in nature - no matter how scientific - is likely to make things worse.

[VAR: SCIWORSE]

<u>RESPONSE</u>	<u>PUNCH</u>	<u>YEAR</u>														
		<u>1972-82</u>	<u>1982B</u>	<u>1983-87</u>	<u>1987B</u>	<u>1988-91</u>	<u>1993-98</u>	<u>2000</u>	<u>2002</u>	<u>2004</u>	<u>2006</u>	<u>2008</u>	<u>2010</u>	<u>2012</u>	<u>2014</u>	<u>ALL</u>
Strongly agree	1	0	0	0	0	0	147	0	0	0	0	0	0	0	0	147
Agree	2	0	0	0	0	0	683	0	0	0	0	0	0	0	0	683
Neither agree nor disagree	3	0	0	0	0	0	646	0	0	0	0	0	0	0	0	646
Disagree	4	0	0	0	0	0	1044	0	0	0	0	0	0	0	0	1044
Strongly disagree	5	0	0	0	0	0	198	0	0	0	0	0	0	0	0	198
Don't know	8	0	0	0	0	0	122	0	0	0	0	0	0	0	0	122
No answer	9	0	0	0	0	0	103	0	0	0	0	0	0	0	0	103
Not applicable	IAP	13626	354	7542	353	5907	7391	2817	2765	2812	4510	2023	2044	1974	2538	56656

D. Modern science will solve our environmental problems with little change to our way of life.

[VAR: SCIGRN]

<u>RESPONSE</u>	<u>PUNCH</u>	<u>YEAR</u>														
		<u>1972-82</u>	<u>1982B</u>	<u>1983-87</u>	<u>1987B</u>	<u>1988-91</u>	<u>1993-98</u>	<u>2000</u>	<u>2002</u>	<u>2004</u>	<u>2006</u>	<u>2008</u>	<u>2010</u>	<u>2012</u>	<u>2014</u>	<u>ALL</u>
Strongly agree	1	0	0	0	0	0	64	35	0	0	0	0	26	0	0	125
Agree	2	0	0	0	0	0	488	219	0	0	0	0	299	0	0	1006
Neither agree nor disagree	3	0	0	0	0	0	599	335	0	0	0	0	356	0	0	1290
Disagree	4	0	0	0	0	0	1266	446	0	0	0	0	539	0	0	2251
Strongly disagree	5	0	0	0	0	0	320	104	0	0	0	0	111	0	0	535
Don't know	8	0	0	0	0	0	104	56	0	0	0	0	94	0	0	254
No answer	9	0	0	0	0	0	102	81	0	0	0	0	5	0	0	188
Not applicable	IAP	13626	354	7542	353	5907	7391	1541	2765	2812	4510	2023	614	1974	2538	53950

1687. And please check one box for each of these statements to show how much you agree or disagree with it.

A. We worry too much about the future of the environment, and not enough about prices and jobs today.

[VAR: GRNECON]

<u>RESPONSE</u>	<u>PUNCH</u>	<u>YEAR</u>														
		<u>1972-82</u>	<u>1982B</u>	<u>1983-87</u>	<u>1987B</u>	<u>1988-91</u>	<u>1993-98</u>	<u>2000</u>	<u>2002</u>	<u>2004</u>	<u>2006</u>	<u>2008</u>	<u>2010</u>	<u>2012</u>	<u>2014</u>	<u>ALL</u>
Strongly agree	1	0	0	0	0	0	302	127	0	0	0	0	151	0	0	580
Agree	2	0	0	0	0	0	876	328	0	0	0	0	447	0	0	1651
Neither agree nor disagree	3	0	0	0	0	0	407	213	0	0	0	0	224	0	0	844
Disagree	4	0	0	0	0	0	949	398	0	0	0	0	459	0	0	1806
Strongly disagree	5	0	0	0	0	0	288	123	0	0	0	0	114	0	0	525
Don't know	8	0	0	0	0	0	34	20	0	0	0	0	30	0	0	84
No answer	9	0	0	0	0	0	87	67	0	0	0	0	5	0	0	159
Not applicable	IAP	13626	354	7542	353	5907	7391	1541	2765	2812	4510	2023	614	1974	2538	53950

B. Almost everything we do in modern life harms the environment.

[VAR: HARMSGRN]

<u>RESPONSE</u>	<u>PUNCH</u>	<u>YEAR</u>														
		<u>1972-82</u>	<u>1982B</u>	<u>1983-87</u>	<u>1987B</u>	<u>1988-91</u>	<u>1993-98</u>	<u>2000</u>	<u>2002</u>	<u>2004</u>	<u>2006</u>	<u>2008</u>	<u>2010</u>	<u>2012</u>	<u>2014</u>	<u>ALL</u>
Strongly agree	1	0	0	0	0	0	167	78	0	0	0	0	96	0	0	341
Agree	2	0	0	0	0	0	1222	457	0	0	0	0	601	0	0	2280
Neither agree nor disagree	3	0	0	0	0	0	484	249	0	0	0	0	258	0	0	991
Disagree	4	0	0	0	0	0	834	339	0	0	0	0	385	0	0	1558
Strongly disagree	5	0	0	0	0	0	91	48	0	0	0	0	41	0	0	180
Don't know	8	0	0	0	0	0	48	26	0	0	0	0	44	0	0	118
No answer	9	0	0	0	0	0	97	79	0	0	0	0	5	0	0	181
Not applicable	IAP	13626	354	7542	353	5907	7391	1541	2765	2812	4510	2023	614	1974	2538	53950

C. Animals should have the same moral rights that human beings do.

[VAR: ANRIGHTS]

<u>RESPONSE</u>	<u>PUNCH</u>	<u>YEAR</u>						<u>2000</u>	<u>2002</u>	<u>2004</u>	<u>2006</u>	<u>2008</u>	<u>2010</u>	<u>2012</u>	<u>2014</u>	<u>ALL</u>
		<u>1972-82</u>	<u>1982B</u>	<u>1983-87</u>	<u>1987B</u>	<u>1988-91</u>	<u>1993-98</u>									
Strongly agree	1	0	0	0	0	0	168	0	0	0	0	0	0	0	0	168
Agree	2	0	0	0	0	0	659	0	0	0	0	0	0	0	0	659
Neither agree nor disagree	3	0	0	0	0	0	542	0	0	0	0	0	0	0	0	542
Disagree	4	0	0	0	0	0	963	0	0	0	0	0	0	0	0	963
Strongly disagree	5	0	0	0	0	0	439	0	0	0	0	0	0	0	0	439
Don't know	8	0	0	0	0	0	74	0	0	0	0	0	0	0	0	74
No answer	9	0	0	0	0	0	98	0	0	0	0	0	0	0	0	98
Not applicable	IAP	13626	354	7542	353	5907	7391	2817	2765	2812	4510	2023	2044	1974	2538	56656

D. Human beings should respect nature because it was created by God.

[VAR: RESNATUR]

<u>RESPONSE</u>	<u>PUNCH</u>	<u>YEAR</u>						<u>2000</u>	<u>2002</u>	<u>2004</u>	<u>2006</u>	<u>2008</u>	<u>2010</u>	<u>2012</u>	<u>2014</u>	<u>ALL</u>
		<u>1972-82</u>	<u>1982B</u>	<u>1983-87</u>	<u>1987B</u>	<u>1988-91</u>	<u>1993-98</u>									
Strongly agree	1	0	0	0	0	0	749	0	0	0	0	0	0	0	0	749
Agree	2	0	0	0	0	0	1410	0	0	0	0	0	0	0	0	1410
Neither agree nor disagree	3	0	0	0	0	0	434	0	0	0	0	0	0	0	0	434
Disagree	4	0	0	0	0	0	127	0	0	0	0	0	0	0	0	127
Strongly disagree	5	0	0	0	0	0	81	0	0	0	0	0	0	0	0	81
Don't know	8	0	0	0	0	0	47	0	0	0	0	0	0	0	0	47
No answer	9	0	0	0	0	0	95	0	0	0	0	0	0	0	0	95
Not applicable	IAP	13626	354	7542	353	5907	7391	2817	2765	2812	4510	2023	2044	1974	2538	56656

1688. How much do you agree or disagree with each of the following statements.

A. People worry too much about human progress harming the environment.

[VAR: GRNPROG]

<u>RESPONSE</u>	<u>PUNCH</u>	<u>YEAR</u>														
		<u>1972-82</u>	<u>1982B</u>	<u>1983-87</u>	<u>1987B</u>	<u>1988-91</u>	<u>1993-98</u>	<u>2000</u>	<u>2002</u>	<u>2004</u>	<u>2006</u>	<u>2008</u>	<u>2010</u>	<u>2012</u>	<u>2014</u>	<u>ALL</u>
Strongly agree	1	0	0	0	0	0	131	56	0	0	0	0	63	0	0	250
Agree	2	0	0	0	0	0	841	275	0	0	0	0	467	0	0	1583
Neither agree nor disagree	3	0	0	0	0	0	463	260	0	0	0	0	262	0	0	985
Disagree	4	0	0	0	0	0	1139	457	0	0	0	0	506	0	0	2102
Strongly disagree	5	0	0	0	0	0	223	103	0	0	0	0	72	0	0	398
Don't know	8	0	0	0	0	0	55	36	0	0	0	0	55	0	0	146
No answer	9	0	0	0	0	0	91	89	0	0	0	0	5	0	0	185
Not applicable	IAP	13626	354	7542	353	5907	7391	1541	2765	2812	4510	2023	614	1974	2538	53950

B. Nature would be at peace and in harmony if only human beings would leave it alone.

[VAR: NATURPAX]

<u>RESPONSE</u>	<u>PUNCH</u>	<u>YEAR</u>														
		<u>1972-82</u>	<u>1982B</u>	<u>1983-87</u>	<u>1987B</u>	<u>1988-91</u>	<u>1993-98</u>	<u>2000</u>	<u>2002</u>	<u>2004</u>	<u>2006</u>	<u>2008</u>	<u>2010</u>	<u>2012</u>	<u>2014</u>	<u>ALL</u>
Strongly agree	1	0	0	0	0	0	224	0	0	0	0	0	0	0	0	224
Agree	2	0	0	0	0	0	1179	0	0	0	0	0	0	0	0	1179
Neither agree nor disagree	3	0	0	0	0	0	600	0	0	0	0	0	0	0	0	600
Disagree	4	0	0	0	0	0	721	0	0	0	0	0	0	0	0	721
Strongly disagree	5	0	0	0	0	0	89	0	0	0	0	0	0	0	0	89
Don't know	8	0	0	0	0	0	47	0	0	0	0	0	0	0	0	47
No answer	9	0	0	0	0	0	83	0	0	0	0	0	0	0	0	83
Not applicable	IAP	13626	354	7542	353	5907	7391	2817	2765	2812	4510	2023	2044	1974	2538	56656

C. In order to protect the environment, America needs economic growth.

[VAR: GRWTHELP]

<u>RESPONSE</u>	<u>PUNCH</u>	<u>YEAR</u>											<u>ALL</u>			
		<u>1972-82</u>	<u>1982B</u>	<u>1983-87</u>	<u>1987B</u>	<u>1988-91</u>	<u>1993-98</u>	<u>2000</u>	<u>2002</u>	<u>2004</u>	<u>2006</u>	<u>2008</u>		<u>2010</u>	<u>2012</u>	<u>2014</u>
Strongly agree	1	0	0	0	0	0	152	95	0	0	0	0	127	0	0	374
Agree	2	0	0	0	0	0	1173	451	0	0	0	0	682	0	0	2306
Neither agree nor disagree	3	0	0	0	0	0	672	313	0	0	0	0	256	0	0	1241
Disagree	4	0	0	0	0	0	678	245	0	0	0	0	259	0	0	1182
Strongly disagree	5	0	0	0	0	0	74	35	0	0	0	0	29	0	0	138
Don't know	8	0	0	0	0	0	99	60	0	0	0	0	71	0	0	230
No answer	9	0	0	0	0	0	95	77	0	0	0	0	6	0	0	178
Not applicable	IAP	13626	354	7542	353	5907	7391	1541	2765	2812	4510	2023	614	1974	2538	53950

D. It is right to use animals for medical testing if it might save human lives.

[VAR: ANTESTS]

<u>RESPONSE</u>	<u>PUNCH</u>	<u>YEAR</u>											<u>ALL</u>			
		<u>1972-82</u>	<u>1982B</u>	<u>1983-87</u>	<u>1987B</u>	<u>1988-91</u>	<u>1993-98</u>	<u>2000</u>	<u>2002</u>	<u>2004</u>	<u>2006</u>	<u>2008</u>		<u>2010</u>	<u>2012</u>	<u>2014</u>
Strongly agree	1	0	0	0	0	0	400	135	0	0	0	0	0	0	0	535
Agree	2	0	0	0	0	0	1435	517	0	0	0	0	0	0	0	1952
Neither agree nor disagree	3	0	0	0	0	0	418	226	0	0	0	0	0	0	0	644
Disagree	4	0	0	0	0	0	357	184	0	0	0	0	0	0	0	541
Strongly disagree	5	0	0	0	0	0	168	90	0	0	0	0	0	0	0	258
Don't know	8	0	0	0	0	0	76	46	0	0	0	0	0	0	0	122
No answer	9	0	0	0	0	0	89	78	0	0	0	0	0	0	0	167
Not applicable	IAP	13626	354	7542	353	5907	7391	1541	2765	2812	4510	2023	2044	1974	2538	55380

E. Nature is really a fierce struggle for survival of the fittest.

[VAR: NATURWAR]

<u>RESPONSE</u>	<u>PUNCH</u>	<u>YEAR</u>														
		<u>1972-82</u>	<u>1982B</u>	<u>1983-87</u>	<u>1987B</u>	<u>1988-91</u>	<u>1993-98</u>	<u>2000</u>	<u>2002</u>	<u>2004</u>	<u>2006</u>	<u>2008</u>	<u>2010</u>	<u>2012</u>	<u>2014</u>	<u>ALL</u>
Strongly agree	1	0	0	0	0	0	253	0	0	0	0	0	0	0	0	253
Agree	2	0	0	0	0	0	1477	0	0	0	0	0	0	0	0	1477
Neither agree nor disagree	3	0	0	0	0	0	578	0	0	0	0	0	0	0	0	578
Disagree	4	0	0	0	0	0	330	0	0	0	0	0	0	0	0	330
Strongly disagree	5	0	0	0	0	0	56	0	0	0	0	0	0	0	0	56
Don't know	8	0	0	0	0	0	148	0	0	0	0	0	0	0	0	148
No answer	9	0	0	0	0	0	101	0	0	0	0	0	0	0	0	101
Not applicable	IAP	13626	354	7542	353	5907	7391	2817	2765	2812	4510	2023	2044	1974	2538	56656

F. Economic growth always harms the environment.

[VAR: GRWTHARM]

<u>RESPONSE</u>	<u>PUNCH</u>	<u>YEAR</u>														
		<u>1972-82</u>	<u>1982B</u>	<u>1983-87</u>	<u>1987B</u>	<u>1988-91</u>	<u>1993-98</u>	<u>2000</u>	<u>2002</u>	<u>2004</u>	<u>2006</u>	<u>2008</u>	<u>2010</u>	<u>2012</u>	<u>2014</u>	<u>ALL</u>
Strongly agree	1	0	0	0	0	0	68	31	0	0	0	0	26	0	0	125
Agree	2	0	0	0	0	0	500	191	0	0	0	0	210	0	0	901
Neither agree nor disagree	3	0	0	0	0	0	718	370	0	0	0	0	295	0	0	1383
Disagree	4	0	0	0	0	0	1305	500	0	0	0	0	755	0	0	2560
Strongly disagree	5	0	0	0	0	0	153	56	0	0	0	0	75	0	0	284
Don't know	8	0	0	0	0	0	98	45	0	0	0	0	62	0	0	205
No answer	9	0	0	0	0	0	101	83	0	0	0	0	7	0	0	191
Not applicable	IAP	13626	354	7542	353	5907	7391	1541	2765	2812	4510	2023	614	1974	2538	53950

1689. Please check one box to show which statement is closest to your views.

[VAR: NATURGOD]

<u>RESPONSE</u>	<u>PUNCH</u>	<u>YEAR</u>														
		<u>1972-82</u>	<u>1982B</u>	<u>1983-87</u>	<u>1987B</u>	<u>1988-91</u>	<u>1993-98</u>	<u>2000</u>	<u>2002</u>	<u>2004</u>	<u>2006</u>	<u>2008</u>	<u>2010</u>	<u>2012</u>	<u>2014</u>	<u>ALL</u>
Nature is sacred because it is created by God	1	0	0	0	0	0	1014	472	0	0	0	0	0	0	0	1486
Nature is spiritual or sacred in itself	2	0	0	0	0	0	589	277	0	0	0	0	0	0	0	866
Nature is important, but not spiritual or sacred	3	0	0	0	0	0	957	326	0	0	0	0	0	0	0	1283
Don't know	8	0	0	0	0	0	259	136	0	0	0	0	0	0	0	395
No answer	9	0	0	0	0	0	124	65	0	0	0	0	0	0	0	189
Not applicable	IAP	13626	354	7542	353	5907	7391	1541	2765	2812	4510	2023	2044	1974	2538	55380

1690. A. How willing would you be to pay much higher prices in order to protect the environment?

[VAR: GRNPRICE]

<u>RESPONSE</u>	<u>PUNCH</u>	<u>YEAR</u>														
		<u>1972-82</u>	<u>1982B</u>	<u>1983-87</u>	<u>1987B</u>	<u>1988-91</u>	<u>1993-98</u>	<u>2000</u>	<u>2002</u>	<u>2004</u>	<u>2006</u>	<u>2008</u>	<u>2010</u>	<u>2012</u>	<u>2014</u>	<u>ALL</u>
Very willing	1	0	0	0	0	0	274	121	0	0	0	0	110	0	0	505
Fairly willing	2	0	0	0	0	0	1116	397	0	0	0	0	527	0	0	2040
Neither willing nor unwilling	3	0	0	0	0	0	648	333	0	0	0	0	293	0	0	1274
Not very willing	4	0	0	0	0	0	506	176	0	0	0	0	222	0	0	904
Not at all willing	5	0	0	0	0	0	233	127	0	0	0	0	209	0	0	569
Don't know	8	0	0	0	0	0	89	63	0	0	0	0	62	0	0	214
No answer	9	0	0	0	0	0	77	59	0	0	0	0	7	0	0	143
Not applicable	IAP	13626	354	7542	353	5907	7391	1541	2765	2812	4510	2023	614	1974	2538	53950

B. And how willing would you be to pay much higher taxes in order to protect the environment?

[VAR: GRNTAXES]

<u>RESPONSE</u>	<u>PUNCH</u>	<u>YEAR</u>														
		<u>1972-82</u>	<u>1982B</u>	<u>1983-87</u>	<u>1987B</u>	<u>1988-91</u>	<u>1993-98</u>	<u>2000</u>	<u>2002</u>	<u>2004</u>	<u>2006</u>	<u>2008</u>	<u>2010</u>	<u>2012</u>	<u>2014</u>	<u>ALL</u>
Very willing	1	0	0	0	0	0	185	72	0	0	0	0	82	0	0	339
Fairly willing	2	0	0	0	0	0	865	297	0	0	0	0	377	0	0	1539
Neither willing nor unwilling	3	0	0	0	0	0	586	315	0	0	0	0	283	0	0	1184
Not very willing	4	0	0	0	0	0	739	225	0	0	0	0	283	0	0	1247
Not at all willing	5	0	0	0	0	0	430	258	0	0	0	0	343	0	0	1031
Don't know	8	0	0	0	0	0	60	51	0	0	0	0	55	0	0	166
No answer	9	0	0	0	0	0	78	58	0	0	0	0	7	0	0	143
Not applicable	IAP	13626	354	7542	353	5907	7391	1541	2765	2812	4510	2023	614	1974	2538	53950

C. And how willing would you be to accept cuts in your standard of living in order to protect the environment?

[VAR: GRNSOL]

<u>RESPONSE</u>	<u>PUNCH</u>	<u>YEAR</u>														
		<u>1972-82</u>	<u>1982B</u>	<u>1983-87</u>	<u>1987B</u>	<u>1988-91</u>	<u>1993-98</u>	<u>2000</u>	<u>2002</u>	<u>2004</u>	<u>2006</u>	<u>2008</u>	<u>2010</u>	<u>2012</u>	<u>2014</u>	<u>ALL</u>
Very willing	1	0	0	0	0	0	148	64	0	0	0	0	77	0	0	289
Fairly willing	2	0	0	0	0	0	773	280	0	0	0	0	409	0	0	1462
Neither willing nor unwilling	3	0	0	0	0	0	659	312	0	0	0	0	288	0	0	1259
Not very willing	4	0	0	0	0	0	775	240	0	0	0	0	276	0	0	1291
Not at all willing	5	0	0	0	0	0	443	274	0	0	0	0	324	0	0	1041
Don't know	8	0	0	0	0	0	65	47	0	0	0	0	50	0	0	162
No answer	9	0	0	0	0	0	80	59	0	0	0	0	6	0	0	145
Not applicable	IAP	13626	354	7542	353	5907	7391	1541	2765	2812	4510	2023	614	1974	2538	53950

1691. How much do you agree or disagree with each of these statements?

A. It is just too difficult for someone like me to do much about the environment.

[VAR: TOODIFME]

<u>RESPONSE</u>	<u>PUNCH</u>	<u>YEAR</u>											<u>ALL</u>			
		<u>1972-82</u>	<u>1982B</u>	<u>1983-87</u>	<u>1987B</u>	<u>1988-91</u>	<u>1993-98</u>	<u>2000</u>	<u>2002</u>	<u>2004</u>	<u>2006</u>	<u>2008</u>		<u>2010</u>	<u>2012</u>	<u>2014</u>
Strongly agree	1	0	0	0	0	0	132	71	0	0	0	0	88	0	0	291
Agree	2	0	0	0	0	0	600	269	0	0	0	0	340	0	0	1209
Neither agree nor disagree	3	0	0	0	0	0	436	241	0	0	0	0	214	0	0	891
Disagree	4	0	0	0	0	0	1377	516	0	0	0	0	613	0	0	2506
Strongly disagree	5	0	0	0	0	0	238	92	0	0	0	0	127	0	0	457
Don't know	8	0	0	0	0	0	39	21	0	0	0	0	40	0	0	100
No answer	9	0	0	0	0	0	121	66	0	0	0	0	8	0	0	195
Not applicable	IAP	13626	354	7542	353	5907	7391	1541	2765	2812	4510	2023	614	1974	2538	53950

1691. How much do you agree or disagree with each of these statements?

B. I do what is right for the environment, even when it costs more money or takes more time.

[VAR: IHLPGRN]

<u>RESPONSE</u>	<u>PUNCH</u>	<u>YEAR</u>											<u>ALL</u>			
		<u>1972-82</u>	<u>1982B</u>	<u>1983-87</u>	<u>1987B</u>	<u>1988-91</u>	<u>1993-98</u>	<u>2000</u>	<u>2002</u>	<u>2004</u>	<u>2006</u>	<u>2008</u>		<u>2010</u>	<u>2012</u>	<u>2014</u>
Strongly agree	1	0	0	0	0	0	136	65	0	0	0	0	83	0	0	284
Agree	2	0	0	0	0	0	1388	529	0	0	0	0	681	0	0	2598
Neither agree nor disagree	3	0	0	0	0	0	747	384	0	0	0	0	330	0	0	1461
Disagree	4	0	0	0	0	0	409	184	0	0	0	0	265	0	0	858
Strongly disagree	5	0	0	0	0	0	45	14	0	0	0	0	26	0	0	85
Don't know	8	0	0	0	0	0	88	34	0	0	0	0	38	0	0	160
No answer	9	0	0	0	0	0	130	66	0	0	0	0	7	0	0	203
Not applicable	IAP	13626	354	7542	353	5907	7391	1541	2765	2812	4510	2023	614	1974	2538	53950

1692. For each statement below, just check the box that comes closest to your opinion of how true it is. In your opinion, how true is this?

A. All radioactivity is made by humans.

[VAR: SCITEST1]

<u>RESPONSE</u>	<u>PUNCH</u>	<u>YEAR</u>														
		<u>1972-82</u>	<u>1982B</u>	<u>1983-87</u>	<u>1987B</u>	<u>1988-91</u>	<u>1993-98</u>	<u>2000</u>	<u>2002</u>	<u>2004</u>	<u>2006</u>	<u>2008</u>	<u>2010</u>	<u>2012</u>	<u>2014</u>	<u>ALL</u>
Definitely true	1	0	0	0	0	0	212	0	0	0	0	0	0	0	0	212
Probably true	2	0	0	0	0	0	727	0	0	0	0	0	0	0	0	727
Probably not true	3	0	0	0	0	0	801	0	0	0	0	0	0	0	0	801
Definitely not true	4	0	0	0	0	0	815	0	0	0	0	0	0	0	0	815
Don't know	8	0	0	0	0	0	267	0	0	0	0	0	0	0	0	267
No answer	9	0	0	0	0	0	121	0	0	0	0	0	0	0	0	121
Not applicable	IAP	13626	354	7542	353	5907	7391	2817	2765	2812	4510	2023	2044	1974	2538	56656

B. Antibiotics kill bacteria, but not viruses.

[VAR: SCITEST2]

<u>RESPONSE</u>	<u>PUNCH</u>	<u>YEAR</u>														
		<u>1972-82</u>	<u>1982B</u>	<u>1983-87</u>	<u>1987B</u>	<u>1988-91</u>	<u>1993-98</u>	<u>2000</u>	<u>2002</u>	<u>2004</u>	<u>2006</u>	<u>2008</u>	<u>2010</u>	<u>2012</u>	<u>2014</u>	<u>ALL</u>
Definitely true	1	0	0	0	0	0	734	383	0	0	0	0	0	0	0	1117
Probably true	2	0	0	0	0	0	1141	511	0	0	0	0	0	0	0	1652
Probably not true	3	0	0	0	0	0	394	141	0	0	0	0	0	0	0	535
Definitely not true	4	0	0	0	0	0	241	52	0	0	0	0	0	0	0	293
Don't know	8	0	0	0	0	0	309	123	0	0	0	0	0	0	0	432
No answer	9	0	0	0	0	0	124	66	0	0	0	0	0	0	0	190
Not applicable	IAP	13626	354	7542	353	5907	7391	1541	2765	2812	4510	2023	2044	1974	2538	55380

C. Astrology - the study of star signs - has some scientific truth.

[VAR: SCITEST3]

<u>RESPONSE</u>	<u>PUNCH</u>	<u>YEAR</u>														
		<u>1972-82</u>	<u>1982B</u>	<u>1983-87</u>	<u>1987B</u>	<u>1988-91</u>	<u>1993-98</u>	<u>2000</u>	<u>2002</u>	<u>2004</u>	<u>2006</u>	<u>2008</u>	<u>2010</u>	<u>2012</u>	<u>2014</u>	<u>ALL</u>
Definitely true	1	0	0	0	0	0	257	0	0	0	0	0	0	0	257	
Probably true	2	0	0	0	0	0	1104	0	0	0	0	0	0	0	1104	
Probably not true	3	0	0	0	0	0	646	0	0	0	0	0	0	0	646	
Definitely not true	4	0	0	0	0	0	585	0	0	0	0	0	0	0	585	
Don't know	8	0	0	0	0	0	230	0	0	0	0	0	0	0	230	
No answer	9	0	0	0	0	0	121	0	0	0	0	0	0	0	121	
Not applicable	IAP	13626	354	7542	353	5907	7391	2817	2765	2812	4510	2023	2044	1974	2538	56656

D. Human beings developed from earlier species of animals.

[VAR: SCITEST4]

<u>RESPONSE</u>	<u>PUNCH</u>	<u>YEAR</u>														
		<u>1972-82</u>	<u>1982B</u>	<u>1983-87</u>	<u>1987B</u>	<u>1988-91</u>	<u>1993-98</u>	<u>2000</u>	<u>2002</u>	<u>2004</u>	<u>2006</u>	<u>2008</u>	<u>2010</u>	<u>2012</u>	<u>2014</u>	<u>ALL</u>
Definitely true	1	0	0	0	0	0	393	172	0	0	0	0	0	0	565	
Probably true	2	0	0	0	0	0	851	334	0	0	0	0	0	0	1185	
Probably not true	3	0	0	0	0	0	424	194	0	0	0	0	0	0	618	
Definitely not true	4	0	0	0	0	0	910	395	0	0	0	0	0	0	1305	
Don't know	8	0	0	0	0	0	233	115	0	0	0	0	0	0	348	
No answer	9	0	0	0	0	0	132	66	0	0	0	0	0	0	198	
Not applicable	IAP	13626	354	7542	353	5907	7391	1541	2765	2812	4510	2023	2044	1974	2538	55380

E. All man-made chemicals can cause cancer if you eat enough of them.

[VAR: SCITEST5]

<u>RESPONSE</u>	<u>PUNCH</u>	<u>YEAR</u>														
		<u>1972-82</u>	<u>1982B</u>	<u>1983-87</u>	<u>1987B</u>	<u>1988-91</u>	<u>1993-98</u>	<u>2000</u>	<u>2002</u>	<u>2004</u>	<u>2006</u>	<u>2008</u>	<u>2010</u>	<u>2012</u>	<u>2014</u>	<u>ALL</u>
Definitely true	1	0	0	0	0	0	251	107	0	0	0	0	0	0	358	
Probably true	2	0	0	0	0	0	1102	430	0	0	0	0	0	0	1532	
Probably not true	3	0	0	0	0	0	858	381	0	0	0	0	0	0	1239	
Definitely not true	4	0	0	0	0	0	380	171	0	0	0	0	0	0	551	
Don't know	8	0	0	0	0	0	230	121	0	0	0	0	0	0	351	
No answer	9	0	0	0	0	0	122	66	0	0	0	0	0	0	188	
Not applicable	IAP	13626	354	7542	353	5907	7391	1541	2765	2812	4510	2023	2044	1974	2538	55380

1693. And for each of these statements, just check the box that comes closest to your opinion of how true it is. In your opinion, how true is this?

A. If someone is exposed to any amount of radioactivity, they are certain to die as a result.

[VAR: GRNTEST1]

<u>RESPONSE</u>	<u>PUNCH</u>	<u>YEAR</u>														
		<u>1972-82</u>	<u>1982B</u>	<u>1983-87</u>	<u>1987B</u>	<u>1988-91</u>	<u>1993-98</u>	<u>2000</u>	<u>2002</u>	<u>2004</u>	<u>2006</u>	<u>2008</u>	<u>2010</u>	<u>2012</u>	<u>2014</u>	<u>ALL</u>
Definitely true	1	0	0	0	0	0	143	79	0	0	0	0	0	0	0	222
Probably true	2	0	0	0	0	0	602	250	0	0	0	0	0	0	0	852
Probably not true	3	0	0	0	0	0	1118	424	0	0	0	0	0	0	0	1542
Definitely not true	4	0	0	0	0	0	809	338	0	0	0	0	0	0	0	1147
Don't know	8	0	0	0	0	0	149	119	0	0	0	0	0	0	0	268
No answer	9	0	0	0	0	0	122	66	0	0	0	0	0	0	0	188
Not applicable	IAP	13626	354	7542	353	5907	7391	1541	2765	2812	4510	2023	2044	1974	2538	55380

B. Some radioactive waste from nuclear power stations will stay dangerous for thousands of years.

[VAR: GRNTEST2]

<u>RESPONSE</u>	<u>PUNCH</u>	<u>YEAR</u>														
		<u>1972-82</u>	<u>1982B</u>	<u>1983-87</u>	<u>1987B</u>	<u>1988-91</u>	<u>1993-98</u>	<u>2000</u>	<u>2002</u>	<u>2004</u>	<u>2006</u>	<u>2008</u>	<u>2010</u>	<u>2012</u>	<u>2014</u>	<u>ALL</u>
Definitely true	1	0	0	0	0	0	921	0	0	0	0	0	0	0	0	921
Probably true	2	0	0	0	0	0	1511	0	0	0	0	0	0	0	0	1511
Probably not true	3	0	0	0	0	0	205	0	0	0	0	0	0	0	0	205
Definitely not true	4	0	0	0	0	0	30	0	0	0	0	0	0	0	0	30
Don't know	8	0	0	0	0	0	155	0	0	0	0	0	0	0	0	155
No answer	9	0	0	0	0	0	121	0	0	0	0	0	0	0	0	121
Not applicable	IAP	13626	354	7542	353	5907	7391	2817	2765	2812	4510	2023	2044	1974	2538	56656

C. The greenhouse effect is caused by a hole in the earth's atmosphere.

[VAR: GRNTEST3]

<u>RESPONSE</u>	<u>PUNCH</u>	<u>YEAR</u>											<u>ALL</u>			
		<u>1972-82</u>	<u>1982B</u>	<u>1983-87</u>	<u>1987B</u>	<u>1988-91</u>	<u>1993-98</u>	<u>2000</u>	<u>2002</u>	<u>2004</u>	<u>2006</u>	<u>2008</u>		<u>2010</u>	<u>2012</u>	<u>2014</u>
Definitely true	1	0	0	0	0	0	478	202	0	0	0	0	0	0	0	680
Probably true	2	0	0	0	0	0	1157	443	0	0	0	0	0	0	0	1600
Probably not true	3	0	0	0	0	0	399	221	0	0	0	0	0	0	0	620
Definitely not true	4	0	0	0	0	0	330	149	0	0	0	0	0	0	0	479
Don't know	8	0	0	0	0	0	450	192	0	0	0	0	0	0	0	642
No answer	9	0	0	0	0	0	129	69	0	0	0	0	0	0	0	198
Not applicable	IAP	13626	354	7542	353	5907	7391	1541	2765	2812	4510	2023	2044	1974	2538	55380

D. Every time we use coal or oil or gas, we contribute to the greenhouse effect.

[VAR: GRNTEST4]

<u>RESPONSE</u>	<u>PUNCH</u>	<u>YEAR</u>											<u>ALL</u>			
		<u>1972-82</u>	<u>1982B</u>	<u>1983-87</u>	<u>1987B</u>	<u>1988-91</u>	<u>1993-98</u>	<u>2000</u>	<u>2002</u>	<u>2004</u>	<u>2006</u>	<u>2008</u>		<u>2010</u>	<u>2012</u>	<u>2014</u>
Definitely true	1	0	0	0	0	0	450	215	0	0	0	0	0	0	0	665
Probably true	2	0	0	0	0	0	1309	527	0	0	0	0	0	0	0	1836
Probably not true	3	0	0	0	0	0	573	230	0	0	0	0	0	0	0	803
Definitely not true	4	0	0	0	0	0	108	56	0	0	0	0	0	0	0	164
Don't know	8	0	0	0	0	0	376	184	0	0	0	0	0	0	0	560
No answer	9	0	0	0	0	0	127	64	0	0	0	0	0	0	0	191
Not applicable	IAP	13626	354	7542	353	5907	7391	1541	2765	2812	4510	2023	2044	1974	2538	55380

E. All pesticides and chemicals used on food crops cause cancer in humans.

[VAR: GRNTEST5]

<u>RESPONSE</u>	<u>PUNCH</u>	<u>YEAR</u>											<u>ALL</u>			
		<u>1972-82</u>	<u>1982B</u>	<u>1983-87</u>	<u>1987B</u>	<u>1988-91</u>	<u>1993-98</u>	<u>2000</u>	<u>2002</u>	<u>2004</u>	<u>2006</u>	<u>2008</u>		<u>2010</u>	<u>2012</u>	<u>2014</u>
Definitely true	1	0	0	0	0	0	168	0	0	0	0	0	0	0	0	168
Probably true	2	0	0	0	0	0	860	0	0	0	0	0	0	0	0	860
Probably not true	3	0	0	0	0	0	1161	0	0	0	0	0	0	0	0	1161
Definitely not true	4	0	0	0	0	0	443	0	0	0	0	0	0	0	0	443
Don't know	8	0	0	0	0	0	187	0	0	0	0	0	0	0	0	187
No answer	9	0	0	0	0	0	124	0	0	0	0	0	0	0	0	124
Not applicable	IAP	13626	354	7542	353	5907	7391	2817	2765	2812	4510	2023	2044	1974	2538	56656

F. Human beings are the main cause of plant and animal species dying out.

[VAR: GRNTEST6]

<u>RESPONSE</u>	<u>PUNCH</u>	<u>YEAR</u>						<u>2000</u>	<u>2002</u>	<u>2004</u>	<u>2006</u>	<u>2008</u>	<u>2010</u>	<u>2012</u>	<u>2014</u>	<u>ALL</u>
		<u>1972-82</u>	<u>1982B</u>	<u>1983-87</u>	<u>1987B</u>	<u>1988-91</u>	<u>1993-98</u>									
Definitely true	1	0	0	0	0	0	429	0	0	0	0	0	0	0	0	429
Probably true	2	0	0	0	0	0	1276	0	0	0	0	0	0	0	0	1276
Probably not true	3	0	0	0	0	0	670	0	0	0	0	0	0	0	0	670
Definitely not true	4	0	0	0	0	0	299	0	0	0	0	0	0	0	0	299
Don't know	8	0	0	0	0	0	145	0	0	0	0	0	0	0	0	145
No answer	9	0	0	0	0	0	124	0	0	0	0	0	0	0	0	124
Not applicable	IAP	13626	354	7542	353	5907	7391	2817	2765	2812	4510	2023	2044	1974	2538	56656

G. Cars are not really an important cause of air pollution in America.

[VAR: GRNTEST7]

<u>RESPONSE</u>	<u>PUNCH</u>	<u>YEAR</u>						<u>2000</u>	<u>2002</u>	<u>2004</u>	<u>2006</u>	<u>2008</u>	<u>2010</u>	<u>2012</u>	<u>2014</u>	<u>ALL</u>
		<u>1972-82</u>	<u>1982B</u>	<u>1983-87</u>	<u>1987B</u>	<u>1988-91</u>	<u>1993-98</u>									
Definitely true	1	0	0	0	0	0	157	0	0	0	0	0	0	0	0	157
Probably true	2	0	0	0	0	0	455	0	0	0	0	0	0	0	0	455
Probably not true	3	0	0	0	0	0	780	0	0	0	0	0	0	0	0	780
Definitely not true	4	0	0	0	0	0	1322	0	0	0	0	0	0	0	0	1322
Don't know	8	0	0	0	0	0	107	0	0	0	0	0	0	0	0	107
No answer	9	0	0	0	0	0	122	0	0	0	0	0	0	0	0	122
Not applicable	IAP	13626	354	7542	353	5907	7391	2817	2765	2812	4510	2023	2044	1974	2538	56656

1694. Please check one box for each of the questions below to show what you think.

A. In general, do you think that **air pollution caused by cars** is...

[VAR: CARSGEN]

<u>RESPONSE</u>	<u>PUNCH</u>	<u>YEAR</u>														
		<u>1972-82</u>	<u>1982B</u>	<u>1983-87</u>	<u>1987B</u>	<u>1988-91</u>	<u>1993-98</u>	<u>2000</u>	<u>2002</u>	<u>2004</u>	<u>2006</u>	<u>2008</u>	<u>2010</u>	<u>2012</u>	<u>2014</u>	<u>ALL</u>
Extremely dangerous for the environment	1	0	0	0	0	0	487	232	0	0	0	0	228	0	0	947
Very dangerous	2	0	0	0	0	0	835	347	0	0	0	0	411	0	0	1593
Somewhat dangerous	3	0	0	0	0	0	1165	521	0	0	0	0	627	0	0	2313
Not very dangerous	4	0	0	0	0	0	208	68	0	0	0	0	105	0	0	381
Not dangerous at all for the environment	5	0	0	0	0	0	20	6	0	0	0	0	13	0	0	39
Don't know	8	0	0	0	0	0	71	48	0	0	0	0	38	0	0	157
No answer	9	0	0	0	0	0	157	54	0	0	0	0	8	0	0	219
Not applicable	IAP	13626	354	7542	353	5907	7391	1541	2765	2812	4510	2023	614	1974	2538	53950

B. And do you think that **air pollution caused by cars** is...

[VAR: CARSFAM]

<u>RESPONSE</u>	<u>PUNCH</u>	<u>YEAR</u>														
		<u>1972-82</u>	<u>1982B</u>	<u>1983-87</u>	<u>1987B</u>	<u>1988-91</u>	<u>1993-98</u>	<u>2000</u>	<u>2002</u>	<u>2004</u>	<u>2006</u>	<u>2008</u>	<u>2010</u>	<u>2012</u>	<u>2014</u>	<u>ALL</u>
Extremely dangerous for you and your family	1	0	0	0	0	0	350	175	0	0	0	0	0	0	0	525
Very dangerous	2	0	0	0	0	0	686	329	0	0	0	0	0	0	0	1015
Somewhat dangerous	3	0	0	0	0	0	1287	560	0	0	0	0	0	0	0	1847
Not very dangerous	4	0	0	0	0	0	341	102	0	0	0	0	0	0	0	443
Not dangerous at all for you and your family	5	0	0	0	0	0	45	8	0	0	0	0	0	0	0	53
Don't know	8	0	0	0	0	0	78	46	0	0	0	0	0	0	0	124
No answer	9	0	0	0	0	0	156	56	0	0	0	0	0	0	0	212
Not applicable	IAP	13626	354	7542	353	5907	7391	1541	2765	2812	4510	2023	2044	1974	2538	55380

- C. Within the next ten years, how likely do you think it is that there will be a large increase in ill-health in America's cities as a result of air pollution caused by cars?

[VAR: CARSTEN]

<u>RESPONSE</u>	<u>PUNCH</u>	<u>YEAR</u>														
		<u>1972-82</u>	<u>1982B</u>	<u>1983-87</u>	<u>1987B</u>	<u>1988-91</u>	<u>1993-98</u>	<u>2000</u>	<u>2002</u>	<u>2004</u>	<u>2006</u>	<u>2008</u>	<u>2010</u>	<u>2012</u>	<u>2014</u>	<u>ALL</u>
Certain to happen	1	0	0	0	0	0	364	0	0	0	0	0	0	0	0	364
Very likely to happen	2	0	0	0	0	0	830	0	0	0	0	0	0	0	0	830
Fairly likely to happen	3	0	0	0	0	0	848	0	0	0	0	0	0	0	0	848
Not very likely to happen	4	0	0	0	0	0	579	0	0	0	0	0	0	0	0	579
Not at all likely to happen	5	0	0	0	0	0	30	0	0	0	0	0	0	0	0	30
Don't know	8	0	0	0	0	0	135	0	0	0	0	0	0	0	0	135
No answer	9	0	0	0	0	0	157	0	0	0	0	0	0	0	0	157
Not applicable	IAP	13626	354	7542	353	5907	7391	2817	2765	2812	4510	2023	2044	1974	2538	56656

1695. A. In general, do you think that **nuclear power stations** are...

[VAR: NUKEGEN]

<u>RESPONSE</u>	<u>PUNCH</u>	<u>YEAR</u>														
		<u>1972-82</u>	<u>1982B</u>	<u>1983-87</u>	<u>1987B</u>	<u>1988-91</u>	<u>1993-98</u>	<u>2000</u>	<u>2002</u>	<u>2004</u>	<u>2006</u>	<u>2008</u>	<u>2010</u>	<u>2012</u>	<u>2014</u>	<u>ALL</u>
Extremely dangerous for the environment	1	0	0	0	0	0	550	0	0	0	0	0	277	0	0	827
Very dangerous	2	0	0	0	0	0	634	0	0	0	0	0	336	0	0	970
Somewhat dangerous	3	0	0	0	0	0	1029	0	0	0	0	0	442	0	0	1471
Not very dangerous	4	0	0	0	0	0	380	0	0	0	0	0	210	0	0	590
Not dangerous at all for the environment	5	0	0	0	0	0	61	0	0	0	0	0	66	0	0	127
Don't know	8	0	0	0	0	0	130	0	0	0	0	0	95	0	0	225
No answer	9	0	0	0	0	0	159	0	0	0	0	0	4	0	0	163
Not applicable	IAP	13626	354	7542	353	5907	7391	2817	2765	2812	4510	2023	614	1974	2538	55226

B. And do you think that **nuclear power stations** are...

[VAR: NUKEFAM]

<u>RESPONSE</u>	<u>PUNCH</u>	<u>YEAR</u>														
		<u>1972-82</u>	<u>1982B</u>	<u>1983-87</u>	<u>1987B</u>	<u>1988-91</u>	<u>1993-98</u>	<u>2000</u>	<u>2002</u>	<u>2004</u>	<u>2006</u>	<u>2008</u>	<u>2010</u>	<u>2012</u>	<u>2014</u>	<u>ALL</u>
Extremely dangerous for you and your family	1	0	0	0	0	0	487	0	0	0	0	0	0	0	0	487
Very dangerous	2	0	0	0	0	0	576	0	0	0	0	0	0	0	0	576
Somewhat dangerous	3	0	0	0	0	0	971	0	0	0	0	0	0	0	0	971
Not very dangerous	4	0	0	0	0	0	500	0	0	0	0	0	0	0	0	500
Not dangerous at all for you and your family	5	0	0	0	0	0	107	0	0	0	0	0	0	0	0	107
Don't know	8	0	0	0	0	0	140	0	0	0	0	0	0	0	0	140
No answer	9	0	0	0	0	0	162	0	0	0	0	0	0	0	0	162
Not applicable	IAP	13626	354	7542	353	5907	7391	2817	2765	2812	4510	2023	2044	1974	2538	56656

1696. A. In general, do you think that **air pollution caused by industry** is...

[VAR: INDUSGEN]

<u>RESPONSE</u>	<u>PUNCH</u>	<u>YEAR</u>														
		<u>1972-82</u>	<u>1982B</u>	<u>1983-87</u>	<u>1987B</u>	<u>1988-91</u>	<u>1993-98</u>	<u>2000</u>	<u>2002</u>	<u>2004</u>	<u>2006</u>	<u>2008</u>	<u>2010</u>	<u>2012</u>	<u>2014</u>	<u>ALL</u>
Extremely dangerous for the environment	1	0	0	0	0	0	703	352	0	0	0	0	377	0	0	1432
Very dangerous	2	0	0	0	0	0	979	434	0	0	0	0	545	0	0	1958
Somewhat dangerous	3	0	0	0	0	0	982	374	0	0	0	0	417	0	0	1773
Not very dangerous	4	0	0	0	0	0	127	28	0	0	0	0	48	0	0	203
Not dangerous at all for the environment	5	0	0	0	0	0	12	2	0	0	0	0	4	0	0	18
Don't know	8	0	0	0	0	0	65	38	0	0	0	0	32	0	0	135
No answer	9	0	0	0	0	0	75	48	0	0	0	0	7	0	0	130
Not applicable	IAP	13626	354	7542	353	5907	7391	1541	2765	2812	4510	2023	614	1974	2538	53950

B. And do you think that **air pollution caused by industry** is...

[VAR: INDUSFAM]

<u>RESPONSE</u>	<u>PUNCH</u>	<u>YEAR</u>														
		<u>1972-82</u>	<u>1982B</u>	<u>1983-87</u>	<u>1987B</u>	<u>1988-91</u>	<u>1993-98</u>	<u>2000</u>	<u>2002</u>	<u>2004</u>	<u>2006</u>	<u>2008</u>	<u>2010</u>	<u>2012</u>	<u>2014</u>	<u>ALL</u>
Extremely dangerous for you and your family	1	0	0	0	0	0	569	0	0	0	0	0	0	0	0	569
Very dangerous	2	0	0	0	0	0	877	0	0	0	0	0	0	0	0	877
Somewhat dangerous	3	0	0	0	0	0	1096	0	0	0	0	0	0	0	0	1096
Not very dangerous	4	0	0	0	0	0	216	0	0	0	0	0	0	0	0	216
Not dangerous at all for you and your family	5	0	0	0	0	0	31	0	0	0	0	0	0	0	0	31
Don't know	8	0	0	0	0	0	73	0	0	0	0	0	0	0	0	73
No answer	9	0	0	0	0	0	81	0	0	0	0	0	0	0	0	81
Not applicable	IAP	13626	354	7542	353	5907	7391	2817	2765	2812	4510	2023	2044	1974	2538	56656

1697. A. In general, do you think that **pesticides and chemicals used in farming** are...

[VAR: CHEMGEN]

<u>RESPONSE</u>	<u>PUNCH</u>	<u>YEAR</u>														
		<u>1972-82</u>	<u>1982B</u>	<u>1983-87</u>	<u>1987B</u>	<u>1988-91</u>	<u>1993-98</u>	<u>2000</u>	<u>2002</u>	<u>2004</u>	<u>2006</u>	<u>2008</u>	<u>2010</u>	<u>2012</u>	<u>2014</u>	<u>ALL</u>
Extremely dangerous for the environment	1	0	0	0	0	0	402	216	0	0	0	0	277	0	0	895
Very dangerous	2	0	0	0	0	0	638	366	0	0	0	0	464	0	0	1468
Somewhat dangerous	3	0	0	0	0	0	1414	504	0	0	0	0	525	0	0	2443
Not very dangerous	4	0	0	0	0	0	323	78	0	0	0	0	103	0	0	504
Not dangerous at all for the environment	5	0	0	0	0	0	21	15	0	0	0	0	7	0	0	43
Don't know	8	0	0	0	0	0	73	46	0	0	0	0	47	0	0	166
No answer	9	0	0	0	0	0	72	51	0	0	0	0	7	0	0	130
Not applicable	IAP	13626	354	7542	353	5907	7391	1541	2765	2812	4510	2023	614	1974	2538	53950

B. And do you think that **pesticides and chemicals used in farming** are...

[VAR: CHEMFAM]

<u>RESPONSE</u>	<u>PUNCH</u>	<u>YEAR</u>						<u>2000</u>	<u>2002</u>	<u>2004</u>	<u>2006</u>	<u>2008</u>	<u>2010</u>	<u>2012</u>	<u>2014</u>	<u>ALL</u>
		<u>1972-82</u>	<u>1982B</u>	<u>1983-87</u>	<u>1987B</u>	<u>1988-91</u>	<u>1993-98</u>									
Extremely dangerous for you and your family	1	0	0	0	0	0	397	0	0	0	0	0	0	0	0	397
Very dangerous	2	0	0	0	0	0	593	0	0	0	0	0	0	0	0	593
Somewhat dangerous	3	0	0	0	0	0	1376	0	0	0	0	0	0	0	0	1376
Not very dangerous	4	0	0	0	0	0	382	0	0	0	0	0	0	0	0	382
Not dangerous at all for you and your family	5	0	0	0	0	0	39	0	0	0	0	0	0	0	0	39
Don't know	8	0	0	0	0	0	79	0	0	0	0	0	0	0	0	79
No answer	9	0	0	0	0	0	77	0	0	0	0	0	0	0	0	77
Not applicable	IAP	13626	354	7542	353	5907	7391	2817	2765	2812	4510	2023	2044	1974	2538	56656

1698. A. In general, do you think that **pollution of America's rivers, lakes, and streams** is...

[VAR: WATERGEN]

<u>RESPONSE</u>	<u>PUNCH</u>	<u>YEAR</u>						<u>2000</u>	<u>2002</u>	<u>2004</u>	<u>2006</u>	<u>2008</u>	<u>2010</u>	<u>2012</u>	<u>2014</u>	<u>ALL</u>
		<u>1972-82</u>	<u>1982B</u>	<u>1983-87</u>	<u>1987B</u>	<u>1988-91</u>	<u>1993-98</u>									
Extremely dangerous for the environment	1	0	0	0	0	0	959	423	0	0	0	0	426	0	0	1808
Very dangerous	2	0	0	0	0	0	905	412	0	0	0	0	549	0	0	1866
Somewhat dangerous	3	0	0	0	0	0	813	288	0	0	0	0	353	0	0	1454
Not very dangerous	4	0	0	0	0	0	117	44	0	0	0	0	51	0	0	212
Not dangerous at all for the environment	5	0	0	0	0	0	15	14	0	0	0	0	10	0	0	39
Don't know	8	0	0	0	0	0	61	44	0	0	0	0	35	0	0	140
No answer	9	0	0	0	0	0	73	51	0	0	0	0	6	0	0	130
Not applicable	IAP	13626	354	7542	353	5907	7391	1541	2765	2812	4510	2023	614	1974	2538	53950

B. And do you think that **pollution of America's rivers, lakes, and streams** is...

[VAR: WATERFAM]

<u>RESPONSE</u>	<u>PUNCH</u>	<u>YEAR</u>														
		<u>1972-82</u>	<u>1982B</u>	<u>1983-87</u>	<u>1987B</u>	<u>1988-91</u>	<u>1993-98</u>	<u>2000</u>	<u>2002</u>	<u>2004</u>	<u>2006</u>	<u>2008</u>	<u>2010</u>	<u>2012</u>	<u>2014</u>	<u>ALL</u>
Extremely dangerous for you and your family	1	0	0	0	0	0	668	0	0	0	0	0	0	0	0	668
Very dangerous	2	0	0	0	0	0	853	0	0	0	0	0	0	0	0	853
Somewhat dangerous	3	0	0	0	0	0	1029	0	0	0	0	0	0	0	0	1029
Not very dangerous	4	0	0	0	0	0	230	0	0	0	0	0	0	0	0	230
Not dangerous at all for you and your family	5	0	0	0	0	0	33	0	0	0	0	0	0	0	0	33
Don't know	8	0	0	0	0	0	61	0	0	0	0	0	0	0	0	61
No answer	9	0	0	0	0	0	69	0	0	0	0	0	0	0	0	69
Not applicable	IAP	13626	354	7542	353	5907	7391	2817	2765	2812	4510	2023	2044	1974	2538	56656

1699. A. In general, do you think that **a rise in the world's temperature caused by the `greenhouse effect'**, is...

[VAR: TEMPGEN]

<u>RESPONSE</u>	<u>PUNCH</u>	<u>YEAR</u>														
		<u>1972-82</u>	<u>1982B</u>	<u>1983-87</u>	<u>1987B</u>	<u>1988-91</u>	<u>1993-98</u>	<u>2000</u>	<u>2002</u>	<u>2004</u>	<u>2006</u>	<u>2008</u>	<u>2010</u>	<u>2012</u>	<u>2014</u>	<u>ALL</u>
Extremely dangerous for the environment	1	0	0	0	0	0	449	202	0	0	0	0	0	0	0	651
Very dangerous	2	0	0	0	0	0	657	312	0	0	0	0	0	0	0	969
Somewhat dangerous	3	0	0	0	0	0	999	420	0	0	0	0	0	0	0	1419
Not very dangerous	4	0	0	0	0	0	371	116	0	0	0	0	0	0	0	487
Not dangerous at all for the environment	5	0	0	0	0	0	63	21	0	0	0	0	0	0	0	84
Don't know	8	0	0	0	0	0	335	153	0	0	0	0	0	0	0	488
No answer	9	0	0	0	0	0	69	52	0	0	0	0	0	0	0	121
Not applicable	IAP	13626	354	7542	353	5907	7391	1541	2765	2812	4510	2023	2044	1974	2538	55380

B. And do you think that a rise in the world's temperature caused by the 'greenhouse effect', is...

[VAR: TEMPFAM]

<u>RESPONSE</u>	<u>PUNCH</u>	<u>YEAR</u>														
		<u>1972-82</u>	<u>1982B</u>	<u>1983-87</u>	<u>1987B</u>	<u>1988-91</u>	<u>1993-98</u>	<u>2000</u>	<u>2002</u>	<u>2004</u>	<u>2006</u>	<u>2008</u>	<u>2010</u>	<u>2012</u>	<u>2014</u>	<u>ALL</u>
Extremely dangerous for you and your family	1	0	0	0	0	0	398	0	0	0	0	0	0	0	0	398
Very dangerous	2	0	0	0	0	0	622	0	0	0	0	0	0	0	0	622
Somewhat dangerous	3	0	0	0	0	0	997	0	0	0	0	0	0	0	0	997
Not very dangerous	4	0	0	0	0	0	433	0	0	0	0	0	0	0	0	433
Not dangerous at all for you and your family	5	0	0	0	0	0	83	0	0	0	0	0	0	0	0	83
Don't know	8	0	0	0	0	0	333	0	0	0	0	0	0	0	0	333
No answer	9	0	0	0	0	0	77	0	0	0	0	0	0	0	0	77
Not applicable	IAP	13626	354	7542	353	5907	7391	2817	2765	2812	4510	2023	2044	1974	2538	56656

1700. A. If you had to choose, which **one** of the following would be closest to your views? Government should let ordinary people decide for themselves how to protect the environment, even if it means they don't always do the right thing, or government should pass laws to make ordinary people protect the environment, even if it interferes with people's right to make their own decisions.

[VAR: PUBDECID]

<u>RESPONSE</u>	<u>PUNCH</u>	<u>YEAR</u>														
		<u>1972-82</u>	<u>1982B</u>	<u>1983-87</u>	<u>1987B</u>	<u>1988-91</u>	<u>1993-98</u>	<u>2000</u>	<u>2002</u>	<u>2004</u>	<u>2006</u>	<u>2008</u>	<u>2010</u>	<u>2012</u>	<u>2014</u>	<u>ALL</u>
Government should let ordinary people decide	1	0	0	0	0	0	545	293	0	0	0	0	385	0	0	1223
Government should pass laws	2	0	0	0	0	0	1754	571	0	0	0	0	647	0	0	2972
Don't know	8	0	0	0	0	0	566	307	0	0	0	0	386	0	0	1259
No answer	9	0	0	0	0	0	78	105	0	0	0	0	12	0	0	195
Not applicable	IAP	13626	354	7542	353	5907	7391	1541	2765	2812	4510	2023	614	1974	2538	53950

- B. And which **one** of the following closest to your views? Government should let businesses decide for themselves how to protect the environment, even if it means they don't always do the right thing, or government should pass laws to make businesses protect the environment, even if it interferes with business' right to make their own decisions.

[VAR: BUSDECID]

RESPONSE	PUNCH	YEAR														
		<u>1972-82</u>	<u>1982B</u>	<u>1983-87</u>	<u>1987B</u>	<u>1988-91</u>	<u>1993-98</u>	<u>2000</u>	<u>2002</u>	<u>2004</u>	<u>2006</u>	<u>2008</u>	<u>2010</u>	<u>2012</u>	<u>2014</u>	<u>ALL</u>
Government should let businesses decide	1	0	0	0	0	0	245	113	0	0	0	0	151	0	0	509
Government should pass laws	2	0	0	0	0	0	2270	870	0	0	0	0	1043	0	0	4183
Don't know	8	0	0	0	0	0	349	188	0	0	0	0	227	0	0	764
No answer	9	0	0	0	0	0	79	105	0	0	0	0	9	0	0	193
Not applicable	IAP	13626	354	7542	353	5907	7391	1541	2765	2812	4510	2023	614	1974	2538	53950

- C. Some countries are doing more to protect the world environment than other countries are. In general, do you think that America is doing...

[VAR: USDOENUF]

RESPONSE	PUNCH	YEAR														
		<u>PRE1982</u>	<u>1982B</u>	<u>1983-87</u>	<u>1987B</u>	<u>1988-91</u>	<u>1993-98</u>	<u>2000</u>	<u>2002</u>	<u>2004</u>	<u>2006</u>	<u>2008</u>	<u>2010</u>	<u>2012</u>	<u>2014</u>	<u>ALL</u>
More than enough	1	0	0	0	0	0	0	0	0	0	0	0	129	0	0	129
About the right amount	2	0	0	0	0	0	0	0	0	0	0	0	473	0	0	473
Too little	3	0	0	0	0	0	0	0	0	0	0	0	693	0	0	693
Don't know	8	0	0	0	0	0	0	0	0	0	0	0	130	0	0	130
No answer	9	0	0	0	0	0	0	0	0	0	0	0	5	0	0	5
Not applicable	IAP	13626	354	7542	353	5907	10334	2817	2765	2812	4510	2023	614	1974	2538	58169

1701. A. How often do you make a special effort to **sort glass or cans or plastic or papers and so on** for recycling?

[VAR: RECYCLE]

<u>RESPONSE</u>	<u>PUNCH</u>	<u>YEAR</u>														
		<u>1972-82</u>	<u>1982B</u>	<u>1983-87</u>	<u>1987B</u>	<u>1988-91</u>	<u>1993-98</u>	<u>2000</u>	<u>2002</u>	<u>2004</u>	<u>2006</u>	<u>2008</u>	<u>2010</u>	<u>2012</u>	<u>2014</u>	<u>ALL</u>
Always	1	0	0	0	0	0	1060	393	0	0	0	0	563	0	0	2016
Often	2	0	0	0	0	0	667	291	0	0	0	0	324	0	0	1282
Sometimes	3	0	0	0	0	0	683	271	0	0	0	0	317	0	0	1271
Never	4	0	0	0	0	0	374	189	0	0	0	0	190	0	0	753
Recycling not available where I live	5	0	0	0	0	0	102	67	0	0	0	0	28	0	0	197
Don't know	8	0	0	0	0	0	1	2	0	0	0	0	1	0	0	4
No answer	9	0	0	0	0	0	56	63	0	0	0	0	7	0	0	126
Not applicable	IAP	13626	354	7542	353	5907	7391	1541	2765	2812	4510	2023	614	1974	2538	53950

B. And how often do you make a special effort to **buy fruits and vegetables grown without pesticides or chemicals**?

[VAR: CHEMFREE]

<u>RESPONSE</u>	<u>PUNCH</u>	<u>YEAR</u>														
		<u>1972-82</u>	<u>1982B</u>	<u>1983-87</u>	<u>1987B</u>	<u>1988-91</u>	<u>1993-98</u>	<u>2000</u>	<u>2002</u>	<u>2004</u>	<u>2006</u>	<u>2008</u>	<u>2010</u>	<u>2012</u>	<u>2014</u>	<u>ALL</u>
Always	1	0	0	0	0	0	237	0	0	0	0	0	151	0	0	388
Often	2	0	0	0	0	0	522	0	0	0	0	0	341	0	0	863
Sometimes	3	0	0	0	0	0	902	0	0	0	0	0	469	0	0	1371
Never	4	0	0	0	0	0	998	0	0	0	0	0	424	0	0	1422
Not available where I live	5	0	0	0	0	0	225	0	0	0	0	0	19	0	0	244
Don't know	8	0	0	0	0	0	1	0	0	0	0	0	17	0	0	18
No answer	9	0	0	0	0	0	58	0	0	0	0	0	9	0	0	67
Not applicable	IAP	13626	354	7542	353	5907	7391	2817	2765	2812	4510	2023	614	1974	2538	55226

C. And how often do you **refuse to eat meat for moral or environmental reasons?**

[VAR: NOMEAT]

RESPONSE	PUNCH	YEAR						2000	2002	2004	2006	2008	2010	2012	2014	ALL
		1972-82	1982B	1983-87	1987B	1988-91	1993-98									
Always	1	0	0	0	0	0	76	0	0	0	0	0	0	0	0	76
Often	2	0	0	0	0	0	204	0	0	0	0	0	0	0	0	204
Sometimes	3	0	0	0	0	0	594	0	0	0	0	0	0	0	0	594
Never	4	0	0	0	0	0	2008	0	0	0	0	0	0	0	0	2008
Don't know	8	0	0	0	0	0	0	0	0	0	0	0	0	0	0	0
No answer	9	0	0	0	0	0	61	0	0	0	0	0	0	0	0	61
Not applicable	IAP	13626	354	7542	353	5907	7391	2817	2765	2812	4510	2023	2044	1974	2538	56656

D. And how often do you **cut back on driving a car for environmental reasons?**

[VAR: DRIVLESS]

RESPONSE	PUNCH	YEAR						2000	2002	2004	2006	2008	2010	2012	2014	ALL
		1972-82	1982B	1983-87	1987B	1988-91	1993-98									
Always	1	0	0	0	0	0	52	0	0	0	0	0	64	0	0	116
Often	2	0	0	0	0	0	194	0	0	0	0	0	193	0	0	387
Sometimes	3	0	0	0	0	0	759	0	0	0	0	0	427	0	0	1186
Never	4	0	0	0	0	0	1668	0	0	0	0	0	637	0	0	2305
I do not have or cannot drive a car	5	0	0	0	0	0	211	0	0	0	0	0	98	0	0	309
Don't know	8	0	0	0	0	0	0	0	0	0	0	0	4	0	0	4
No answer	9	0	0	0	0	0	59	0	0	0	0	0	7	0	0	66
Not applicable	IAP	13626	354	7542	353	5907	7391	2817	2765	2812	4510	2023	614	1974	2538	55226

1702. Are you a member of any group whose main aim is to preserve or protect the environment?

[VAR: GRNGROUP]

RESPONSE	PUNCH	YEAR						2000	2002	2004	2006	2008	2010	2012	2014	ALL
		1972-82	1982B	1983-87	1987B	1988-91	1993-98									
Yes	1	0	0	0	0	0	269	105	0	0	0	0	78	0	0	452
No	2	0	0	0	0	0	2610	1108	0	0	0	0	1344	0	0	5062
Don't know	8	0	0	0	0	0		1	0	0	0	0	2	0	0	3
No answer	9	0	0	0	0	0	64	62	0	0	0	0	6	0	0	132
Not applicable	IAP	13626	354	7542	353	5907	7391	1541	2765	2812	4510	2023	614	1974	2538	53950

1703. In the last five years, have you...

A. ...signed a petition about an environmental issue?

[VAR: GRNSIGN]

<u>RESPONSE</u>	<u>PUNCH</u>	<u>YEAR</u>														
		<u>1972-82</u>	<u>1982B</u>	<u>1983-87</u>	<u>1987B</u>	<u>1988-91</u>	<u>1993-98</u>	<u>2000</u>	<u>2002</u>	<u>2004</u>	<u>2006</u>	<u>2008</u>	<u>2010</u>	<u>2012</u>	<u>2014</u>	<u>ALL</u>
Yes, I have	1	0	0	0	0	0	826	264	0	0	0	0	238	0	0	1328
No, I have not	2	0	0	0	0	0	1981	920	0	0	0	0	1165	0	0	4066
Don't know	8	0	0	0	0	0	3	1	0	0	0	0	21	0	0	25
No answer	9	0	0	0	0	0	133	91	0	0	0	0	6	0	0	230
Not applicable	IAP	13626	354	7542	353	5907	7391	1541	2765	2812	4510	2023	614	1974	2538	53950

B. ...given money to an environmental group?

[VAR: GRNMONEY]

<u>RESPONSE</u>	<u>PUNCH</u>	<u>YEAR</u>														
		<u>1972-82</u>	<u>1982B</u>	<u>1983-87</u>	<u>1987B</u>	<u>1988-91</u>	<u>1993-98</u>	<u>2000</u>	<u>2002</u>	<u>2004</u>	<u>2006</u>	<u>2008</u>	<u>2010</u>	<u>2012</u>	<u>2014</u>	<u>ALL</u>
Yes, I have	1	0	0	0	0	0	1353	269	0	0	0	0	258	0	0	1880
No, I have not	2	0	0	0	0	0	1371	910	0	0	0	0	1157	0	0	3438
Don't know	8	0	0	0	0	0	2	1	0	0	0	0	9	0	0	12
No answer	9	0	0	0	0	0	217	96	0	0	0	0	6	0	0	319
Not applicable	IAP	13626	354	7542	353	5907	7391	1541	2765	2812	4510	2023	614	1974	2538	53950

C. ...taken part in a protest or demonstration about an environmental issue?

[VAR: GRNDEMO]

<u>RESPONSE</u>	<u>PUNCH</u>	<u>YEAR</u>														
		<u>1972-82</u>	<u>1982B</u>	<u>1983-87</u>	<u>1987B</u>	<u>1988-91</u>	<u>1993-98</u>	<u>2000</u>	<u>2002</u>	<u>2004</u>	<u>2006</u>	<u>2008</u>	<u>2010</u>	<u>2012</u>	<u>2014</u>	<u>ALL</u>
Yes, I have	1	0	0	0	0	0	79	37	0	0	0	0	31	0	0	147
No, I have not	2	0	0	0	0	0	2640	1123	0	0	0	0	1390	0	0	5153
Don't know	8	0	0	0	0	0	2	1	0	0	0	0	2	0	0	5
No answer	9	0	0	0	0	0	222	115	0	0	0	0	7	0	0	344
Not applicable	IAP	13626	354	7542	353	5907	7391	1541	2765	2812	4510	2023	614	1974	2538	53950

REMARKS: The "yes" responses are overestimated on the GRNMONEY variable in 1993. This variable should be used with caution. For details, see GSS Methodological Report No. 78.

1704. Would you describe the place where you live as...

[VAR: COMTYPE]

<u>RESPONSE</u>	<u>PUNCH</u>	<u>YEAR</u>														
		<u>1972-82</u>	<u>1982B</u>	<u>1983-87</u>	<u>1987B</u>	<u>1988-91</u>	<u>1993-98</u>	<u>2000</u>	<u>2002</u>	<u>2004</u>	<u>2006</u>	<u>2008</u>	<u>2010</u>	<u>2012</u>	<u>2014</u>	<u>ALL</u>
A big city	1	0	0	0	0	0	534	238	0	0	0	0	0	0	0	772
The suburbs or outskirts of a big city	2	0	0	0	0	0	734	292	0	0	0	0	0	0	0	1026
A small city or town	3	0	0	0	0	0	1142	499	0	0	0	0	0	0	0	1641
A country village	4	0	0	0	0	0	127	51	0	0	0	0	0	0	0	178
A farm or home in the country	5	0	0	0	0	0	337	127	0	0	0	0	0	0	0	464
Don't know	8	0	0	0	0	0	2	0	0	0	0	0	0	0	0	2
No answer	9	0	0	0	0	0	67	69	0	0	0	0	0	0	0	136
Not applicable	IAP	13626	354	7542	353	5907	7391	1541	2765	2812	4510	2023	2044	1974	2538	55380

1705. And please circle one number for each of these statements to show how much you agree or disagree with it. The earth cannot continue to support population growth at its present rate.

[VAR: POPGRWTH]

<u>RESPONSE</u>	<u>PUNCH</u>	<u>YEAR</u>														
		<u>1972-82</u>	<u>1982B</u>	<u>1983-87</u>	<u>1987B</u>	<u>1988-91</u>	<u>1993-98</u>	<u>2000</u>	<u>2002</u>	<u>2004</u>	<u>2006</u>	<u>2008</u>	<u>2010</u>	<u>2012</u>	<u>2014</u>	<u>ALL</u>
Strongly agree	1	0	0	0	0	0	0	196	0	0	0	0	147	0	0	343
Agree	2	0	0	0	0	0	0	441	0	0	0	0	557	0	0	998
Neither agree nor disagree	3	0	0	0	0	0	0	279	0	0	0	0	280	0	0	559
Disagree	4	0	0	0	0	0	0	197	0	0	0	0	307	0	0	504
Strongly disagree	5	0	0	0	0	0	0	37	0	0	0	0	36	0	0	73
Can't choose	8	0	0	0	0	0	0	55	0	0	0	0	97	0	0	152
No answer	9	0	0	0	0	0	0	71	0	0	0	0	6	0	0	77
Not applicable	IAP	13626	354	7542	353	5907	10334	1541	2765	2812	4510	2023	614	1974	2538	56893

1706. How much do you agree or disagree with each of these statements?

A. There are more important things to do in life than protect the environment.

[VAR: IMPGRN]

<u>RESPONSE</u>	<u>PUNCH</u>	<u>YEAR</u>						<u>2000</u>	<u>2002</u>	<u>2004</u>	<u>2006</u>	<u>2008</u>	<u>2010</u>	<u>2012</u>	<u>2014</u>	<u>ALL</u>
		<u>1972-82</u>	<u>1982B</u>	<u>1983-87</u>	<u>1987B</u>	<u>1988-91</u>	<u>1993-98</u>									
Strongly agree	1	0	0	0	0	0	0	33	0	0	0	0	38	0	0	71
Agree	2	0	0	0	0	0	0	204	0	0	0	0	301	0	0	505
Neither agree nor disagree	3	0	0	0	0	0	0	346	0	0	0	0	299	0	0	645
Disagree	4	0	0	0	0	0	0	479	0	0	0	0	616	0	0	1095
Strongly disagree	5	0	0	0	0	0	0	123	0	0	0	0	134	0	0	257
Can't choose	8	0	0	0	0	0	0	25	0	0	0	0	32	0	0	57
No answer	9	0	0	0	0	0	0	66	0	0	0	0	10	0	0	76
Not applicable	IAP	13626	354	7542	353	5907	10334	1541	2765	2812	4510	2023	614	1974	2538	56893

B. There is no point in doing what I can for the environment unless others do the same.

[VAR: OTHSSAME]

<u>RESPONSE</u>	<u>PUNCH</u>	<u>YEAR</u>						<u>2000</u>	<u>2002</u>	<u>2004</u>	<u>2006</u>	<u>2008</u>	<u>2010</u>	<u>2012</u>	<u>2014</u>	<u>ALL</u>
		<u>1972-82</u>	<u>1982B</u>	<u>1983-87</u>	<u>1987B</u>	<u>1988-91</u>	<u>1993-98</u>									
Strongly agree	1	0	0	0	0	0	0	51	0	0	0	0	66	0	0	117
Agree	2	0	0	0	0	0	0	271	0	0	0	0	335	0	0	606
Neither agree nor disagree	3	0	0	0	0	0	0	201	0	0	0	0	121	0	0	322
Disagree	4	0	0	0	0	0	0	544	0	0	0	0	688	0	0	1232
Strongly disagree	5	0	0	0	0	0	0	122	0	0	0	0	189	0	0	311
Can't choose	8	0	0	0	0	0	0	17	0	0	0	0	23	0	0	40
No answer	9	0	0	0	0	0	0	70	0	0	0	0	8	0	0	78
Not applicable	IAP	13626	354	7542	353	5907	10334	1541	2765	2812	4510	2023	614	1974	2538	56893

C. Many of the claims about environmental threats are exaggerated.

[VAR: GRNEXAGG]

<u>RESPONSE</u>	<u>PUNCH</u>	<u>YEAR</u>														
		<u>1972-82</u>	<u>1982B</u>	<u>1983-87</u>	<u>1987B</u>	<u>1988-91</u>	<u>1993-98</u>	<u>2000</u>	<u>2002</u>	<u>2004</u>	<u>2006</u>	<u>2008</u>	<u>2010</u>	<u>2012</u>	<u>2014</u>	<u>ALL</u>
Strongly agree	1	0	0	0	0	0	0	70	0	0	0	0	85	0	0	155
Agree	2	0	0	0	0	0	0	254	0	0	0	0	393	0	0	647
Neither agree nor disagree	3	0	0	0	0	0	0	333	0	0	0	0	257	0	0	590
Disagree	4	0	0	0	0	0	0	365	0	0	0	0	488	0	0	853
Strongly disagree	5	0	0	0	0	0	0	128	0	0	0	0	120	0	0	248
Can't choose	8	0	0	0	0	0	0	53	0	0	0	0	79	0	0	132
No answer	9	0	0	0	0	0	0	73	0	0	0	0	8	0	0	81
Not applicable	IAP	13626	354	7542	353	5907	10334	1541	2765	2812	4510	2023	614	1974	2538	56893

1707. Do you think that modifying the genes of certain crops is:

[VAR: GENEGEN]

<u>RESPONSE</u>	<u>PUNCH</u>	<u>YEAR</u>														
		<u>1972-82</u>	<u>1982B</u>	<u>1983-87</u>	<u>1987B</u>	<u>1988-91</u>	<u>1993-98</u>	<u>2000</u>	<u>2002</u>	<u>2004</u>	<u>2006</u>	<u>2008</u>	<u>2010</u>	<u>2012</u>	<u>2014</u>	<u>ALL</u>
Extremely dangerous for the environment	1	0	0	0	0	0	0	92	0	0	0	0	123	0	0	215
Very dangerous	2	0	0	0	0	0	0	167	0	0	0	0	246	0	0	413
Somewhat dangerous	3	0	0	0	0	0	0	408	0	0	0	0	455	0	0	863
Not very dangerous	4	0	0	0	0	0	0	268	0	0	0	0	287	0	0	555
Not dangerous at all for the environment	5	0	0	0	0	0	0	46	0	0	0	0	74	0	0	120
Can't choose	8	0	0	0	0	0	0	241	0	0	0	0	241	0	0	482
No answer	9	0	0	0	0	0	0	54	0	0	0	0	4	0	0	58
Not applicable	IAP	13626	354	7542	353	5907	10334	1541	2765	2812	4510	2023	614	1974	2538	56893

1708. Some countries are doing more to protect the world environment than other countries are. In general do you think that America is doing:

[VAR: AMPROGRN]

RESPONSE	PUNCH	YEAR														
		1972-82	1982B	1983-87	1987B	1988-91	1993-98	2000	2002	2004	2006	2008	2010	2012	2014	ALL
More than enough	1	0	0	0	0	0	0	132	0	0	0	0	0	0	0	132
About the right amount	2	0	0	0	0	0	0	453	0	0	0	0	0	0	0	453
Too little	3	0	0	0	0	0	0	489	0	0	0	0	0	0	0	489
Can't choose	8	0	0	0	0	0	0	101	0	0	0	0	0	0	0	101
No answer	9	0	0	0	0	0	0	101	0	0	0	0	0	0	0	101
Not applicable	IAP	13626	354	7542	353	5907	10334	1541	2765	2812	4510	2023	2044	1974	2538	58323

1709. A. On balance, which of these two do you think is making more effort to look after the environment:

[VAR: BIZPEOP]

RESPONSE	PUNCH	YEAR														
		1972-82	1982B	1983-87	1987B	1988-91	1993-98	2000	2002	2004	2006	2008	2010	2012	2014	ALL
Business and industry	1	0	0	0	0	0	0	143	0	0	0	0	0	0	0	143
People in general	2	0	0	0	0	0	0	555	0	0	0	0	0	0	0	555
Both equally	3	0	0	0	0	0	0	296	0	0	0	0	0	0	0	296
Can't choose	8	0	0	0	0	0	0	178	0	0	0	0	0	0	0	178
No answer	9	0	0	0	0	0	0	104	0	0	0	0	0	0	0	104
Not applicable	IAP	13626	354	7542	353	5907	10334	1541	2765	2812	4510	2023	2044	1974	2538	58323

B. And which of these two groups do you think is making more effort to look after the environment:

[VAR: GOVTBIZ]

RESPONSE	PUNCH	YEAR														
		1972-82	1982B	1983-87	1987B	1988-91	1993-98	2000	2002	2004	2006	2008	2010	2012	2014	ALL
Government	1	0	0	0	0	0	0	492	0	0	0	0	0	0	0	492
Business and industry	2	0	0	0	0	0	0	136	0	0	0	0	0	0	0	136
Both equally	3	0	0	0	0	0	0	303	0	0	0	0	0	0	0	303
Can't choose	8	0	0	0	0	0	0	241	0	0	0	0	0	0	0	241
No answer	9	0	0	0	0	0	0	104	0	0	0	0	0	0	0	104
Not applicable	IAP	13626	354	7542	353	5907	10334	1541	2765	2812	4510	2023	2044	1974	2538	58323

C. And which of these two groups is making more effort to look after the environment:

[VAR: PEOPGOVT]

<u>RESPONSE</u>	<u>PUNCH</u>	<u>YEAR</u>														
		<u>1972-82</u>	<u>1982B</u>	<u>1983-87</u>	<u>1987B</u>	<u>1988-91</u>	<u>1993-98</u>	<u>2000</u>	<u>2002</u>	<u>2004</u>	<u>2006</u>	<u>2008</u>	<u>2010</u>	<u>2012</u>	<u>2014</u>	<u>ALL</u>
People in general	1	0	0	0	0	0	0	494	0	0	0	0	0	0	0	494
Government	2	0	0	0	0	0	0	224	0	0	0	0	0	0	0	224
Both equally	3	0	0	0	0	0	0	294	0	0	0	0	0	0	0	294
Can't choose	8	0	0	0	0	0	0	161	0	0	0	0	0	0	0	161
No answer	9	0	0	0	0	0	0	103	0	0	0	0	0	0	0	103
Not applicable	IAP	13626	354	7542	353	5907	10334	1541	2765	2812	4510	2023	2044	1974	2538	58323

1710. How much do you agree or disagree with each of these statements?

A. For environmental problems, there should be international agreements that America and other countries should be made to follow.

[VAR: GRNINTL]

<u>RESPONSE</u>	<u>PUNCH</u>	<u>YEAR</u>														
		<u>1972-82</u>	<u>1982B</u>	<u>1983-87</u>	<u>1987B</u>	<u>1988-91</u>	<u>1993-98</u>	<u>2000</u>	<u>2002</u>	<u>2004</u>	<u>2006</u>	<u>2008</u>	<u>2010</u>	<u>2012</u>	<u>2014</u>	<u>ALL</u>
Strongly agree	1	0	0	0	0	0	0	278	0	0	0	0	354	0	0	632
Agree	2	0	0	0	0	0	0	619	0	0	0	0	711	0	0	1330
Neither agree nor disagree	3	0	0	0	0	0	0	166	0	0	0	0	184	0	0	350
Disagree	4	0	0	0	0	0	0	60	0	0	0	0	58	0	0	118
Strongly disagree	5	0	0	0	0	0	0	9	0	0	0	0	33	0	0	42
Can't choose	8	0	0	0	0	0	0	73	0	0	0	0	83	0	0	156
No answer	9	0	0	0	0	0	0	71	0	0	0	0	7	0	0	78
Not applicable	IAP	13626	354	7542	353	5907	10334	1541	2765	2812	4510	2023	614	1974	2538	56893

B. Poorer countries should be expected to make less effort than richer countries to protect the environment.

[VAR: LDCGRN]

<u>RESPONSE</u>	<u>PUNCH</u>	<u>YEAR</u>														
		<u>1972-82</u>	<u>1982B</u>	<u>1983-87</u>	<u>1987B</u>	<u>1988-91</u>	<u>1993-98</u>	<u>2000</u>	<u>2002</u>	<u>2004</u>	<u>2006</u>	<u>2008</u>	<u>2010</u>	<u>2012</u>	<u>2014</u>	<u>ALL</u>
Strongly agree	1	0	0	0	0	0	0	40	0	0	0	0	31	0	0	71
Agree	2	0	0	0	0	0	0	164	0	0	0	0	202	0	0	366
Neither agree nor disagree	3	0	0	0	0	0	0	245	0	0	0	0	202	0	0	447
Disagree	4	0	0	0	0	0	0	522	0	0	0	0	737	0	0	1259
Strongly disagree	5	0	0	0	0	0	0	142	0	0	0	0	173	0	0	315
Can't choose	8	0	0	0	0	0	0	60	0	0	0	0	78	0	0	138
No answer	9	0	0	0	0	0	0	103	0	0	0	0	7	0	0	110
Not applicable	IAP	13626	354	7542	353	5907	10334	1541	2765	2812	4510	2023	614	1974	2538	56893

C. Economic progress in America will slow down unless we look after the environment better.

[VAR: ECONGRN]

<u>RESPONSE</u>	<u>PUNCH</u>	<u>YEAR</u>														
		<u>1972-82</u>	<u>1982B</u>	<u>1983-87</u>	<u>1987B</u>	<u>1988-91</u>	<u>1993-98</u>	<u>2000</u>	<u>2002</u>	<u>2004</u>	<u>2006</u>	<u>2008</u>	<u>2010</u>	<u>2012</u>	<u>2014</u>	<u>ALL</u>
Strongly agree	1	0	0	0	0	0	0	126	0	0	0	0	122	0	0	248
Agree	2	0	0	0	0	0	0	438	0	0	0	0	621	0	0	1059
Neither agree nor disagree	3	0	0	0	0	0	0	353	0	0	0	0	293	0	0	646
Disagree	4	0	0	0	0	0	0	171	0	0	0	0	268	0	0	439
Strongly disagree	5	0	0	0	0	0	0	23	0	0	0	0	34	0	0	57
Can't choose	8	0	0	0	0	0	0	67	0	0	0	0	85	0	0	152
No answer	9	0	0	0	0	0	0	98	0	0	0	0	7	0	0	105
Not applicable	IAP	13626	354	7542	353	5907	10334	1541	2765	2812	4510	2023	614	1974	2538	56893

1711. Within the next five years, how likely is it that an accident at a nuclear power station will cause long-term environmental damage across many countries?

[VAR: NUKEACC]

<u>RESPONSE</u>	<u>PUNCH</u>	<u>YEAR</u>														
		<u>1972-82</u>	<u>1982B</u>	<u>1983-87</u>	<u>1987B</u>	<u>1988-91</u>	<u>1993-98</u>	<u>2000</u>	<u>2002</u>	<u>2004</u>	<u>2006</u>	<u>2008</u>	<u>2010</u>	<u>2012</u>	<u>2014</u>	<u>ALL</u>
Very likely	1	0	0	0	0	0	0	184	0	0	0	0	0	0	0	184
Likely	2	0	0	0	0	0	0	415	0	0	0	0	0	0	0	415
Unlikely	3	0	0	0	0	0	0	330	0	0	0	0	0	0	0	330
Very unlikely	4	0	0	0	0	0	0	140	0	0	0	0	0	0	0	140
Can't choose	8	0	0	0	0	0	0	148	0	0	0	0	0	0	0	148
No answer	9	0	0	0	0	0	0	59	0	0	0	0	0	0	0	59
Not applicable	IAP	13626	354	7542	353	5907	10334	1541	2765	2812	4510	2023	2044	1974	2538	58323

1712. How much trust do you have in each of the following groups to give you correct information about causes of pollution?

A. Business and industry

[VAR: INFOBIZ]

<u>RESPONSE</u>	<u>PUNCH</u>	<u>YEAR</u>														
		<u>1972-82</u>	<u>1982B</u>	<u>1983-87</u>	<u>1987B</u>	<u>1988-91</u>	<u>1993-98</u>	<u>2000</u>	<u>2002</u>	<u>2004</u>	<u>2006</u>	<u>2008</u>	<u>2010</u>	<u>2012</u>	<u>2014</u>	<u>ALL</u>
A great deal of trust	1	0	0	0	0	0	0	34	0	0	0	0	0	0	0	34
Quite a lot of trust	2	0	0	0	0	0	0	82	0	0	0	0	0	0	0	82
Some trust	3	0	0	0	0	0	0	417	0	0	0	0	0	0	0	417
Not much trust	4	0	0	0	0	0	0	415	0	0	0	0	0	0	0	415
Hardly any trust	5	0	0	0	0	0	0	184	0	0	0	0	0	0	0	184
Can't choose	8	0	0	0	0	0	0	39	0	0	0	0	0	0	0	39
No answer	9	0	0	0	0	0	0	105	0	0	0	0	0	0	0	105
Not applicable	IAP	13626	354	7542	353	5907	10334	1541	2765	2812	4510	2023	2044	1974	2538	58323

B. Environmental groups

[VAR: INFOGRN]

<u>RESPONSE</u>	<u>PUNCH</u>	<u>YEAR</u>														
		<u>1972-82</u>	<u>1982B</u>	<u>1983-87</u>	<u>1987B</u>	<u>1988-91</u>	<u>1993-98</u>	<u>2000</u>	<u>2002</u>	<u>2004</u>	<u>2006</u>	<u>2008</u>	<u>2010</u>	<u>2012</u>	<u>2014</u>	<u>ALL</u>
A great deal of trust	1	0	0	0	0	0	0	156	0	0	0	0	0	0	0	156
Quite a lot of trust	2	0	0	0	0	0	0	370	0	0	0	0	0	0	0	370
Some trust	3	0	0	0	0	0	0	416	0	0	0	0	0	0	0	416
Not much trust	4	0	0	0	0	0	0	143	0	0	0	0	0	0	0	143
Hardly any trust	5	0	0	0	0	0	0	42	0	0	0	0	0	0	0	42
Don't know	8	0	0	0	0	0	0	35	0	0	0	0	0	0	0	35
No answer	9	0	0	0	0	0	0	114	0	0	0	0	0	0	0	114
Not applicable	IAP	13626	354	7542	353	5907	10334	1541	2765	2812	4510	2023	2044	1974	2538	58323

C. Government departments

[VAR: INFOGOVT]

<u>RESPONSE</u>	<u>PUNCH</u>	<u>YEAR</u>														
		<u>1972-82</u>	<u>1982B</u>	<u>1983-87</u>	<u>1987B</u>	<u>1988-91</u>	<u>1993-98</u>	<u>2000</u>	<u>2002</u>	<u>2004</u>	<u>2006</u>	<u>2008</u>	<u>2010</u>	<u>2012</u>	<u>2014</u>	<u>ALL</u>
A great deal of trust	1	0	0	0	0	0	0	44	0	0	0	0	0	0	0	44
Quite a lot of trust	2	0	0	0	0	0	0	185	0	0	0	0	0	0	0	185
Some trust	3	0	0	0	0	0	0	526	0	0	0	0	0	0	0	526
Not much trust	4	0	0	0	0	0	0	288	0	0	0	0	0	0	0	288
Hardly any trust	5	0	0	0	0	0	0	84	0	0	0	0	0	0	0	84
Don't know	8	0	0	0	0	0	0	38	0	0	0	0	0	0	0	38
No answer	9	0	0	0	0	0	0	111	0	0	0	0	0	0	0	111
Not applicable	IAP	13626	354	7542	353	5907	10334	1541	2765	2812	4510	2023	2044	1974	2538	58323

D. Newspapers

[VAR: INFONEWS]

<u>RESPONSE</u>	<u>PUNCH</u>	<u>YEAR</u>						<u>2000</u>	<u>2002</u>	<u>2004</u>	<u>2006</u>	<u>2008</u>	<u>2010</u>	<u>2012</u>	<u>2014</u>	<u>ALL</u>
		<u>1972-82</u>	<u>1982B</u>	<u>1983-87</u>	<u>1987B</u>	<u>1988-91</u>	<u>1993-98</u>									
A great deal of trust	1	0	0	0	0	0	0	55	0	0	0	0	0	0	0	55
Quite a lot of trust	2	0	0	0	0	0	0	218	0	0	0	0	0	0	0	218
Some trust	3	0	0	0	0	0	0	528	0	0	0	0	0	0	0	528
Not much trust	4	0	0	0	0	0	0	251	0	0	0	0	0	0	0	251
Hardly any trust	5	0	0	0	0	0	0	72	0	0	0	0	0	0	0	72
Don't know	8	0	0	0	0	0	0	33	0	0	0	0	0	0	0	33
No answer	9	0	0	0	0	0	0	119	0	0	0	0	0	0	0	119
Not applicable	IAP	13626	354	7542	353	5907	10334	1541	2765	2812	4510	2023	2044	1974	2538	58323

E. Radio or TV programs

[VAR: INFOTV]

<u>RESPONSE</u>	<u>PUNCH</u>	<u>YEAR</u>						<u>2000</u>	<u>2002</u>	<u>2004</u>	<u>2006</u>	<u>2008</u>	<u>2010</u>	<u>2012</u>	<u>2014</u>	<u>ALL</u>
		<u>1972-82</u>	<u>1982B</u>	<u>1983-87</u>	<u>1987B</u>	<u>1988-91</u>	<u>1993-98</u>									
A great deal of trust	1	0	0	0	0	0	0	51	0	0	0	0	0	0	0	51
Quite a lot of trust	2	0	0	0	0	0	0	229	0	0	0	0	0	0	0	229
Some trust	3	0	0	0	0	0	0	559	0	0	0	0	0	0	0	559
Not much trust	4	0	0	0	0	0	0	215	0	0	0	0	0	0	0	215
Hardly any trust	5	0	0	0	0	0	0	72	0	0	0	0	0	0	0	72
Don't know	8	0	0	0	0	0	0	33	0	0	0	0	0	0	0	33
No answer	9	0	0	0	0	0	0	117	0	0	0	0	0	0	0	117
Not applicable	IAP	13626	354	7542	353	5907	10334	1541	2765	2812	4510	2023	2044	1974	2538	58323

F. University research centers

[VAR: INFOCOL]

<u>RESPONSE</u>	<u>PUNCH</u>	<u>YEAR</u>						<u>2000</u>	<u>2002</u>	<u>2004</u>	<u>2006</u>	<u>2008</u>	<u>2010</u>	<u>2012</u>	<u>2014</u>	<u>ALL</u>
		<u>1972-82</u>	<u>1982B</u>	<u>1983-87</u>	<u>1987B</u>	<u>1988-91</u>	<u>1993-98</u>									
A great deal of trust	1	0	0	0	0	0	0	240	0	0	0	0	0	0	0	240
Quite a lot of trust	2	0	0	0	0	0	0	444	0	0	0	0	0	0	0	444
Some trust	3	0	0	0	0	0	0	360	0	0	0	0	0	0	0	360
Not much trust	4	0	0	0	0	0	0	61	0	0	0	0	0	0	0	61
Hardly any trust	5	0	0	0	0	0	0	22	0	0	0	0	0	0	0	22
Don't know	8	0	0	0	0	0	0	44	0	0	0	0	0	0	0	44
No answer	9	0	0	0	0	0	0	105	0	0	0	0	0	0	0	105
Not applicable	IAP	13626	354	7542	353	5907	10334	1541	2765	2812	4510	2023	2044	1974	2538	58323

1713. How much do you agree or disagree with the following statement?

America should take stronger measures to exclude illegal immigrants.

[VAR: EXCLDIMM]

<u>RESPONSE</u>	<u>PUNCH</u>	<u>YEAR</u>						<u>2000</u>	<u>2002</u>	<u>2004</u>	<u>2006</u>	<u>2008</u>	<u>2010</u>	<u>2012</u>	<u>2014</u>	<u>ALL</u>
		<u>1972-82</u>	<u>1982B</u>	<u>1983-87</u>	<u>1987B</u>	<u>1988-91</u>	<u>1993-98</u>									
Agree strongly	1	0	0	0	0	0	592	0	0	394	0	0	0	0	287	1273
Agree	2	0	0	0	0	0	395	0	0	434	0	0	0	0	449	1278
Neither agree nor disagree	3	0	0	0	0	0	179	0	0	214	0	0	0	0	205	598
Disagree	4	0	0	0	0	0	86	0	0	113	0	0	0	0	227	426
Disagree strongly	5	0	0	0	0	0	27	0	0	32	0	0	0	0	49	108
Can't choose	8	0	0	0	0	0	68	0	0	28	0	0	0	0	53	149
No answer	9	0	0	0	0	0	20	0	0	1	0	0	0	0	4	25
Not applicable (Did not do ISSP)	IAP	13626	354	7542	353	5907	8967	2817	2765	1596	4510	2023	2044	1974	1264	55742

1714. A1. Which of these issues is the most important for America today?

HAND CARD B1

[VAR: TOPPROB1]

<u>RESPONSE</u>	<u>PUNCH</u>	<u>YEAR</u>																
		<u>1972-82</u>	<u>1982B</u>	<u>1983-87</u>	<u>1987B</u>	<u>1988-91</u>	<u>1993-98</u>	<u>2000</u>	<u>2002</u>	<u>2004</u>	<u>2006</u>	<u>2008</u>	<u>2010</u>	<u>2012</u>	<u>2014</u>	<u>ALL</u>		
Healthcare	1	0	0	0	0	0	0	0	0	0	0	0	0	0	309	0	0	309
Education	2	0	0	0	0	0	0	0	0	0	0	0	0	0	258	0	0	258
Crime	3	0	0	0	0	0	0	0	0	0	0	0	0	0	19	0	0	19
The Environment	4	0	0	0	0	0	0	0	0	0	0	0	0	0	58	0	0	58
Immigration	5	0	0	0	0	0	0	0	0	0	0	0	0	0	53	0	0	53
The Economy	6	0	0	0	0	0	0	0	0	0	0	0	0	0	492	0	0	492
Terrorism	7	0	0	0	0	0	0	0	0	0	0	0	0	0	107	0	0	107
Poverty	8	0	0	0	0	0	0	0	0	0	0	0	0	0	37	0	0	37
None of these	9	0	0	0	0	0	0	0	0	0	0	0	0	0	13	0	0	13
Don't know	98	0	0	0	0	0	0	0	0	0	0	0	0	0	78	0	0	78
No answer	99	0	0	0	0	0	0	0	0	0	0	0	0	0	6	0	0	6
Not applicable	IAP	13626	354	7542	353	5907	10334	2817	2765	2812	4510	2023	614	1974	2538	58169		

REMARKS: Card B1 contained responses 1-9.

A2. Which is the next most important?

HAND
CARD B2

[VAR: TOPPROB2]

RESPONSE	PUNCH	YEAR																
		1972-82	1982B	1983-87	1987B	1988-91	1993-98	2000	2002	2004	2006	2008	2010	2012	2014	ALL		
Healthcare	1	0	0	0	0	0	0	0	0	0	0	0	0	0	327	0	0	327
Education	2	0	0	0	0	0	0	0	0	0	0	0	0	0	325	0	0	325
Crime	3	0	0	0	0	0	0	0	0	0	0	0	0	0	73	0	0	73
The Environment	4	0	0	0	0	0	0	0	0	0	0	0	0	0	120	0	0	120
Immigration	5	0	0	0	0	0	0	0	0	0	0	0	0	0	76	0	0	76
The Economy	6	0	0	0	0	0	0	0	0	0	0	0	0	0	203	0	0	203
Terrorism	7	0	0	0	0	0	0	0	0	0	0	0	0	0	152	0	0	152
Poverty	8	0	0	0	0	0	0	0	0	0	0	0	0	0	71	0	0	71
None of these	9	0	0	0	0	0	0	0	0	0	0	0	0	0	6	0	0	6
Don't Know	98	0	0	0	0	0	0	0	0	0	0	0	0	0	69	0	0	69
No answer	99	0	0	0	0	0	0	0	0	0	0	0	0	0	8	0	0	8
Not applicable	IAP	13626	354	7542	353	5907	10334	2817	2765	2812	4510	2023	614	1974	2538	58169		

REMARKS: Card B2 contained responses 1-9.B1. Generally speaking, would you say that most people can be trusted, or that you can't be too careful in dealing with people?
Please tell me what you think, where 1 means you can't be too careful and 5 means most people can be trusted.

HAND

[VAR: TRUST5]

RESPONSE	PUNCH	YEAR																
		1972-82	1982B	1983-87	1987B	1988-91	1993-98	2000	2002	2004	2006	2008	2010	2012	2014	ALL		
You can't be too careful	1	0	0	0	0	0	0	0	0	0	0	0	0	0	388	0	0	388
	2	0	0	0	0	0	0	0	0	0	0	0	0	0	187	0	0	187
	3	0	0	0	0	0	0	0	0	0	0	0	0	0	380	0	0	380
	4	0	0	0	0	0	0	0	0	0	0	0	0	0	286	0	0	286
Most people can't be trusted	5	0	0	0	0	0	0	0	0	0	0	0	0	0	162	0	0	162
Don't Know	8	0	0	0	0	0	0	0	0	0	0	0	0	0	23	0	0	23
No answer	9	0	0	0	0	0	0	0	0	0	0	0	0	0	4	0	0	4
Not applicable	IAP	13626	354	7542	353	5907	10334	2817	2765	2812	4510	2023	614	1974	2538	58169		

REMARKS: Card B4 contained responses 1-5.

B2. Generally speaking, do you think that most people would try to take advantage of you if they got the chance, or would they try to be fair? Please tell me what you think, where 1 means most people would try to take advantage of you and 5 means that most people would try to be fair.

HAND
CARD B5

[VAR: FAIR5]

RESPONSE	PUNCH	YEAR														
		1972-82	1982B	1983-87	1987B	1988-91	1993-98	2000	2002	2004	2006	2008	2010	2012	2014	ALL
Most people would try to take advantage	1	0	0	0	0	0	0	0	0	0	0	0	250	0	0	250
	2	0	0	0	0	0	0	0	0	0	0	0	175	0	0	175
	3	0	0	0	0	0	0	0	0	0	0	0	412	0	0	412
	4	0	0	0	0	0	0	0	0	0	0	0	340	0	0	340
Most people would try to be fair	5	0	0	0	0	0	0	0	0	0	0	0	223	0	0	223
Can't choose	6	0	0	0	0	0	0	0	0	0	0	0	23	0	0	23
Don't Know	8	0	0	0	0	0	0	0	0	0	0	0	2	0	0	2
No answer	9	0	0	0	0	0	0	0	0	0	0	0	5	0	0	5
Not applicable	IAP	13626	354	7542	353	5907	10334	2817	2765	2812	4510	2023	614	1974	2538	58169

REMARKS: Card B5 contained responses 1-6.

C. Generally speaking, how concerned are you about environmental issues? Please tell me what you think, where 1 means you are not at all concerned and 5 means you are very concerned.

HAND
CARD B7

[VAR: GRNCON]

RESPONSE	PUNCH	YEAR														
		1972-82	1982B	1983-87	1987B	1988-91	1993-98	2000	2002	2004	2006	2008	2010	2012	2014	ALL
Not at all concerned	1	0	0	0	0	0	0	0	0	0	0	0	60	0	0	60
	2	0	0	0	0	0	0	0	0	0	0	0	86	0	0	86
	3	0	0	0	0	0	0	0	0	0	0	0	349	0	0	349
	4	0	0	0	0	0	0	0	0	0	0	0	403	0	0	403
Very concerned	5	0	0	0	0	0	0	0	0	0	0	0	506	0	0	506
Don't Know	8	0	0	0	0	0	0	0	0	0	0	0	20	0	0	20
No answer	9	0	0	0	0	0	0	0	0	0	0	0	6	0	0	6
Not applicable	IAP	13626	354	7542	353	5907	10334	2817	2765	2812	4510	2023	614	1974	2538	58169

REMARKS: Card B7 contained responses 1-5.

D. Here is a list of some different environmental problems. Which problem, if any, do you think is the most important for America as a whole?

HAND
CARD B8

[VAR: ENPRBUS]

RESPONSE	PUNCH	YEAR															
		1972-82	1982B	1983-87	1987B	1988-91	1993-98	2000	2002	2004	2006	2008	2010	2012	2014	ALL	
Air pollution	1	0	0	0	0	0	0	0	0	0	0	0	0	199	0	0	199
Chemicals and pesticides	2	0	0	0	0	0	0	0	0	0	0	0	0	112	0	0	112
Water shortage	3	0	0	0	0	0	0	0	0	0	0	0	0	95	0	0	95
Water pollution	4	0	0	0	0	0	0	0	0	0	0	0	0	134	0	0	134
Nuclear waste	5	0	0	0	0	0	0	0	0	0	0	0	0	88	0	0	88
Domestic waste disposal	6	0	0	0	0	0	0	0	0	0	0	0	0	60	0	0	60
Climate change	7	0	0	0	0	0	0	0	0	0	0	0	0	127	0	0	127
Genetically modified foods	8	0	0	0	0	0	0	0	0	0	0	0	0	61	0	0	61
Using up our natural resources	9	0	0	0	0	0	0	0	0	0	0	0	0	344	0	0	344
None of these	10	0	0	0	0	0	0	0	0	0	0	0	0	22	0	0	22
Don't know/No answer/Not Applicable	IAP	13626	354	7542	353	5907	10334	2817	2765	2812	4510	2023	802	1974	2538	58357	

E. Which problem, if any, affects you and your family the most?

HAND
CARD B8

[VAR: ENPRBFAM]

RESPONSE	PUNCH	YEAR															
		1972-82	1982B	1983-87	1987B	1988-91	1993-98	2000	2002	2004	2006	2008	2010	2012	2014	ALL	
Air pollution	1	0	0	0	0	0	0	0	0	0	0	0	0	300	0	0	300
Chemicals and pesticides	2	0	0	0	0	0	0	0	0	0	0	0	0	159	0	0	159
Water shortage	3	0	0	0	0	0	0	0	0	0	0	0	0	71	0	0	71
Water pollution	4	0	0	0	0	0	0	0	0	0	0	0	0	124	0	0	124
Nuclear waste	5	0	0	0	0	0	0	0	0	0	0	0	0	15	0	0	15
Domestic waste disposal	6	0	0	0	0	0	0	0	0	0	0	0	0	65	0	0	65
Climate change	7	0	0	0	0	0	0	0	0	0	0	0	0	85	0	0	85
Genetically modified foods	8	0	0	0	0	0	0	0	0	0	0	0	0	132	0	0	132
Using up our natural resources	9	0	0	0	0	0	0	0	0	0	0	0	0	150	0	0	150
None of these	10	0	0	0	0	0	0	0	0	0	0	0	0	123	0	0	123
Don't know/No answer/Not Applicable	IAP	13626	354	7542	353	5907	10334	2817	2765	2812	4510	2023	820	1974	2538	58375	

REMARKS: Card B8 contained responses 1-9.

F1. How much do you feel you know about the causes of these sorts of environmental problems? Please tell me what you think, where 1 indicates you feel you know nothing at all and 5 indicates you feel you know a great deal.

HAND CARD B9

[VAR: KNWCAUSE]

RESPONSE	PUNCH	YEAR															
		1972-82	1982B	1983-87	1987B	1988-91	1993-98	2000	2002	2004	2006	2008	2010	2012	2014	ALL	
Know nothing at all	1	0	0	0	0	0	0	0	0	0	0	0	0	168	0	0	168
	2	0	0	0	0	0	0	0	0	0	0	0	0	229	0	0	229
	3	0	0	0	0	0	0	0	0	0	0	0	0	599	0	0	599
	4	0	0	0	0	0	0	0	0	0	0	0	0	284	0	0	284
Know a great deal	5	0	0	0	0	0	0	0	0	0	0	0	0	100	0	0	100
Don't Know	8	0	0	0	0	0	0	0	0	0	0	0	0	43	0	0	43
No answer	9	0	0	0	0	0	0	0	0	0	0	0	0	7	0	0	7
Not applicable	IAP	13626	354	7542	353	5907	10334	2817	2765	2812	4510	2023	614	1974	2538	58169	

F2. And how much do you feel you know about solutions to these sorts of environmental problems? Please tell me what you think, where 1 indicates you feel you know nothing at all and 5 indicates you feel you know a great deal.

HAND CARD B9

[VAR: KNOWSOL]

RESPONSE	PUNCH	YEAR															
		1972-82	1982B	1983-87	1987B	1988-91	1993-98	2000	2002	2004	2006	2008	2010	2012	2014	ALL	
Know nothing at all	1	0	0	0	0	0	0	0	0	0	0	0	0	262	0	0	262
	2	0	0	0	0	0	0	0	0	0	0	0	0	380	0	0	380
	3	0	0	0	0	0	0	0	0	0	0	0	0	538	0	0	538
	4	0	0	0	0	0	0	0	0	0	0	0	0	157	0	0	157
Know a great deal	5	0	0	0	0	0	0	0	0	0	0	0	0	41	0	0	41
Don't Know	8	0	0	0	0	0	0	0	0	0	0	0	0	44	0	0	44
No answer	9	0	0	0	0	0	0	0	0	0	0	0	0	8	0	0	8
Not applicable	IAP	13626	354	7542	353	5907	10334	2817	2765	2812	4510	2023	614	1974	2538	58169	

REMARKS: Card B8 contained responses 1-5.

G. To which of the following should America give priority in order to meet its future energy needs?

HAND
CARD B18

[VAR: FUTENRGY]

<u>RESPONSE</u>	<u>PUNCH</u>	<u>YEAR</u>														
		<u>1972-82</u>	<u>1982B</u>	<u>1983-87</u>	<u>1987B</u>	<u>1988-91</u>	<u>1993-98</u>	<u>2000</u>	<u>2002</u>	<u>2004</u>	<u>2006</u>	<u>2008</u>	<u>2010</u>	<u>2012</u>	<u>2014</u>	<u>ALL</u>
Coal, oil and natural gas	1	0	0	0	0	0	0	0	0	0	0	0	170	0	0	170
Nuclear power	2	0	0	0	0	0	0	0	0	0	0	0	144	0	0	144
Solar, wind or water power	3	0	0	0	0	0	0	0	0	0	0	0	650	0	0	650
Fuels made from crops	4	0	0	0	0	0	0	0	0	0	0	0	57	0	0	57
Fuels made from waste	5	0	0	0	0	0	0	0	0	0	0	0	162	0	0	162
None of them	6	0	0	0	0	0	0	0	0	0	0	0	25	0	0	25
Can't choose	7	0	0	0	0	0	0	0	0	0	0	0	204	0	0	204
Don't Know	8	0	0	0	0	0	0	0	0	0	0	0	12	0	0	12
No answer	9	0	0	0	0	0	0	0	0	0	0	0	6	0	0	6
Not applicable	IAP	13626	354	7542	353	5907	10334	2817	2765	2812	4510	2023	614	1974	2538	58169

REMARKS: Card B18 contained responses 1-7.

G1. (How much do you agree or disagree with each of these statements?) I find it hard to know whether the way I live is helpful or harmful to the environment.

HAND
CARD B12

[VAR: HELPHARM]

<u>RESPONSE</u>	<u>PUNCH</u>	<u>YEAR</u>														
		<u>1972-82</u>	<u>1982B</u>	<u>1983-87</u>	<u>1987B</u>	<u>1988-91</u>	<u>1993-98</u>	<u>2000</u>	<u>2002</u>	<u>2004</u>	<u>2006</u>	<u>2008</u>	<u>2010</u>	<u>2012</u>	<u>2014</u>	<u>ALL</u>
Agree strongly	1	0	0	0	0	0	0	0	0	0	0	0	34	0	0	34
Agree	2	0	0	0	0	0	0	0	0	0	0	0	409	0	0	409
Neither agree nor disagree	3	0	0	0	0	0	0	0	0	0	0	0	316	0	0	316
Disagree strongly	4	0	0	0	0	0	0	0	0	0	0	0	534	0	0	534
Disagree	5	0	0	0	0	0	0	0	0	0	0	0	70	0	0	70
Don't Know	8	0	0	0	0	0	0	0	0	0	0	0	60	0	0	60
No answer	9	0	0	0	0	0	0	0	0	0	0	0	7	0	0	7
Not applicable	IAP	13626	354	7542	353	5907	10334	2817	2765	2812	4510	2023	614	1974	2538	58169

G2. (How much do you agree or disagree with each of these statements?) Environmental problems have a direct effect on my everyday life.

HAND
CARD B12

[VAR: GRNEFFME]

RESPONSE	PUNCH	YEAR														
		1972-82	1982B	1983-87	1987B	1988-91	1993-98	2000	2002	2004	2006	2008	2010	2012	2014	ALL
Agree strongly	1	0	0	0	0	0	0	0	0	0	0	0	88	0	0	88
Agree	2	0	0	0	0	0	0	0	0	0	0	0	577	0	0	577
Neither agree nor disagree	3	0	0	0	0	0	0	0	0	0	0	0	283	0	0	283
Disagree strongly	4	0	0	0	0	0	0	0	0	0	0	0	393	0	0	393
Disagree	5	0	0	0	0	0	0	0	0	0	0	0	36	0	0	36
Don't Know	8	0	0	0	0	0	0	0	0	0	0	0	47	0	0	47
No answer	9	0	0	0	0	0	0	0	0	0	0	0	6	0	0	6
Not applicable	IAP	13626	354	7542	353	5907	10334	2817	2765	2812	4510	2023	614	1974	2538	58169

REMARKS: Card B12 contained responses 1-5.

H. In general, do you think that a rise in the world's temperature caused by climate change is . . .

HAND
CARD B13

[VAR: TEMPGEN1]

RESPONSE	PUNCH	YEAR														
		1972-82	1982B	1983-87	1987B	1988-91	1993-98	2000	2002	2004	2006	2008	2010	2012	2014	ALL
Extremely dangerous for the environment	1	0	0	0	0	0	0	0	0	0	0	0	286	0	0	286
Very dangerous	2	0	0	0	0	0	0	0	0	0	0	0	364	0	0	364
Somewhat dangerous	3	0	0	0	0	0	0	0	0	0	0	0	416	0	0	416
Not very dangerous	4	0	0	0	0	0	0	0	0	0	0	0	181	0	0	181
Not dangerous at all for the environment	5	0	0	0	0	0	0	0	0	0	0	0	78	0	0	78
Don't Know	8	0	0	0	0	0	0	0	0	0	0	0	100	0	0	100
No answer	9	0	0	0	0	0	0	0	0	0	0	0	5	0	0	5
Not applicable	IAP	13626	354	7542	353	5907	10334	2817	2765	2812	4510	2023	614	1974	2538	58169

I. Which of these approaches do you think would be the best way of getting business and industry in America to protect the environment?

[VAR: BUSGRN]

RESPONSE	PUNCH	YEAR														
		1972-82	1982B	1983-87	1987B	1988-91	1993-98	2000	2002	2004	2006	2008	2010	2012	2014	ALL
Heavy fines for businesses that damage the environment	1	0	0	0	0	0	0	0	0	0	0	0	493	0	0	493
Use the tax system to reward businesses that protect the environment	2	0	0	0	0	0	0	0	0	0	0	0	410	0	0	410
More information and education for businesses about the advantages of protecting the environment	3	0	0	0	0	0	0	0	0	0	0	0	400	0	0	400
Don't Know	8	0	0	0	0	0	0	0	0	0	0	0	122	0	0	122
No answer	9	0	0	0	0	0	0	0	0	0	0	0	5	0	0	5
Not applicable	IAP	13626	354	7542	353	5907	10334	2817	2765	2812	4510	2023	614	1974	2538	58169

REMARKS: Card B13 contained responses 1-3.

J. Which of these approaches do you think would be the best way of getting people and their families in America to protect the environment?

HAND

[VAR: PEOGRN]

RESPONSE	PUNCH	YEAR														
		1972-82	1982B	1983-87	1987B	1988-91	1993-98	2000	2002	2004	2006	2008	2010	2012	2014	ALL
Heavy fines for businesses that damage the environment	1	0	0	0	0	0	0	0	0	0	0	0	206	0	0	206
Use the tax system to reward businesses that protect the environment	2	0	0	0	0	0	0	0	0	0	0	0	441	0	0	441
More information and education for businesses about the advantages of protecting the environment	3	0	0	0	0	0	0	0	0	0	0	0	676	0	0	676
Don't Know	8	0	0	0	0	0	0	0	0	0	0	0	102	0	0	102
No answer	9	0	0	0	0	0	0	0	0	0	0	0	5	0	0	5
Not applicable	IAP	13626	354	7542	353	5907	10334	2817	2765	2812	4510	2023	614	1974	2538	58169

K1. How often do you reduce the energy or fuel you use at home for environmental reasons?

HAND
CARD B20

[VAR: REDCEHME]

RESPONSE	PUNCH	YEAR															
		1972-82	1982B	1983-87	1987B	1988-91	1993-98	2000	2002	2004	2006	2008	2010	2012	2014	ALL	
Always	1	0	0	0	0	0	0	0	0	0	0	0	0	165	0	0	165
Often	2	0	0	0	0	0	0	0	0	0	0	0	0	440	0	0	440
Sometimes	3	0	0	0	0	0	0	0	0	0	0	0	0	450	0	0	450
Never	4	0	0	0	0	0	0	0	0	0	0	0	0	362	0	0	362
Don't Know	8	0	0	0	0	0	0	0	0	0	0	0	0	6	0	0	6
No answer	9	0	0	0	0	0	0	0	0	0	0	0	0	7	0	0	7
Not applicable	IAP	13626	354	7542	353	5907	10334	2817	2765	2812	4510	2023	614	1974	2538	58169	

K2. And how often do you choose to save or re-use water for environmental reasons?

HAND
CARD B20

[VAR: H2OLESS]

RESPONSE	PUNCH	YEAR															
		1972-82	1982B	1983-87	1987B	1988-91	1993-98	2000	2002	2004	2006	2008	2010	2012	2014	ALL	
Always	1	0	0	0	0	0	0	0	0	0	0	0	0	94	0	0	94
Often	2	0	0	0	0	0	0	0	0	0	0	0	0	308	0	0	308
Sometimes	3	0	0	0	0	0	0	0	0	0	0	0	0	386	0	0	386
Never	4	0	0	0	0	0	0	0	0	0	0	0	0	631	0	0	631
Don't Know	8	0	0	0	0	0	0	0	0	0	0	0	0	3	0	0	3
Refused	9	0	0	0	0	0	0	0	0	0	0	0	0	8	0	0	8
Not applicable	IAP	13626	354	7542	353	5907	10334	2817	2765	2812	4510	2023	614	1974	2538	58169	

K3. And how often do you avoid buying certain products for environmental reasons?

HAND CARD B20

[VAR: NOBUYGRN]

<u>RESPONSE</u>	<u>PUNCH</u>	<u>YEAR</u>															
		<u>1972-82</u>	<u>1982B</u>	<u>1983-87</u>	<u>1987B</u>	<u>1988-91</u>	<u>1993-98</u>	<u>2000</u>	<u>2002</u>	<u>2004</u>	<u>2006</u>	<u>2008</u>	<u>2010</u>	<u>2012</u>	<u>2014</u>	<u>ALL</u>	
Always	1	0	0	0	0	0	0	0	0	0	0	0	0	105	0	0	105
Often	2	0	0	0	0	0	0	0	0	0	0	0	0	351	0	0	351
Sometimes	3	0	0	0	0	0	0	0	0	0	0	0	0	540	0	0	540
Never	4	0	0	0	0	0	0	0	0	0	0	0	0	411	0	0	411
Don't Know	8	0	0	0	0	0	0	0	0	0	0	0	0	16	0	0	16
No answer	9	0	0	0	0	0	0	0	0	0	0	0	0	7	0	0	7
Not applicable	IAP	13626	354	7542	353	5907	10334	2817	2765	2812	4510	2023	614	1974	2538	58169	

REMARKS: Card B20 contained responses 1-4.

**The 1996 ISSP Module: National Identity I
(CLSENEI-NAFTA3, SPWRKGV)**

**The 2003 ISSP Module: National Identity II
(CLSENEI-PROUDGRP, 1585A-B, AMOWNWAY-AMTV, AMCULT-MELTPOT1,IMMCRIME-IMMJOBS,
LETIN1,SPKHOME1,CITIZEN-NAFTA1,SOCID1-NAFTA3)**

**The 2013 ISSP Module: National Identity III
(CLSETOWN-CLSENOAM, AMBORNIN-MELTPOT1, IMMAECO-LETIN1, CITIZEN, PARCIT, NAFTA1,
NAFTA2, AMANCSTR-DECSORGS, IMMRIGHTS-NAFTA2A, SHORTCOM-PATRIOT4)**

To begin, we have some questions about where you live: your neighborhood or village, your town or city, your county, and so on. (By neighborhood we mean the part of the town/city you live in. If you live in a village, we take this as your neighborhood.)

1715. How close do you feel to...

1. Your neighborhood (or village)

[VAR: CLSENEI]

<u>RESPONSE</u>	<u>PUNCH</u>	<u>YEAR</u>											<u>ALL</u>			
		<u>1972-82</u>	<u>1982B</u>	<u>1983-87</u>	<u>1987B</u>	<u>1988-91</u>	<u>1993-98</u>	<u>2000</u>	<u>2002</u>	<u>2004</u>	<u>2006</u>	<u>2008</u>		<u>2010</u>	<u>2012</u>	<u>2014</u>
Very close	1	0	0	0	0	0	197	0	0	0	0	0	0	0	0	197
Close	2	0	0	0	0	0	556	0	0	0	0	0	0	0	0	556
Not very close	3	0	0	0	0	0	405	0	0	0	0	0	0	0	0	405
Not close at all	4	0	0	0	0	0	168	0	0	0	0	0	0	0	0	168
Can't choose	8	0	0	0	0	0	27	0	0	0	0	0	0	0	0	27
No answer	9	0	0	0	0	0	14	0	0	0	0	0	0	0	0	14
Not applicable (Did not do ISSP)	IAP	13626	354	7542	353	5907	8967	2817	2765	2812	4510	2023	2044	1974	2538	58232

2. Your town or city

[VAR: CLSETOWN]

<u>RESPONSE</u>	<u>PUNCH</u>	<u>YEAR</u>							<u>2000</u>	<u>2002</u>	<u>2004</u>	<u>2006</u>	<u>2008</u>	<u>2010</u>	<u>2012</u>	<u>2014</u>	<u>ALL</u>
		<u>1972-82</u>	<u>1982B</u>	<u>1983-87</u>	<u>1987B</u>	<u>1988-91</u>	<u>1993-98</u>										
Very close	1	0	0	0	0	0	173	0	0	268	0	0	0	0	306	747	
Close	2	0	0	0	0	0	623	0	0	540	0	0	0	0	519	1682	
Not very close	3	0	0	0	0	0	413	0	0	283	0	0	0	0	281	977	
Not close at all	4	0	0	0	0	0	108	0	0	84	0	0	0	0	119	311	
Can't choose	8	0	0	0	0	0	23	0	0	41	0	0	0	0	47	111	
No answer	9	0	0	0	0	0	27	0	0	0	0	0	0	0	2	29	
Not applicable (Did not do ISSP)	IAP	13626	354	7542	353	5907	8967	2817	2765	1596	4510	2023	2044	1974	1264	55742	

3. Your state

[VAR: CLSESTAT]

<u>RESPONSE</u>	<u>PUNCH</u>	<u>YEAR</u>							<u>2000</u>	<u>2002</u>	<u>2004</u>	<u>2006</u>	<u>2008</u>	<u>2010</u>	<u>2012</u>	<u>2014</u>	<u>ALL</u>
		<u>1972-82</u>	<u>1982B</u>	<u>1983-87</u>	<u>1987B</u>	<u>1988-91</u>	<u>1993-98</u>										
Very close	1	0	0	0	0	0	185	0	0	281	0	0	0	0	285	751	
Close	2	0	0	0	0	0	622	0	0	548	0	0	0	0	563	1733	
Not very close	3	0	0	0	0	0	367	0	0	280	0	0	0	0	278	925	
Not close at all	4	0	0	0	0	0	125	0	0	75	0	0	0	0	108	308	
Can't choose	8	0	0	0	0	0	35	0	0	31	0	0	0	0	38	104	
No answer	9	0	0	0	0	0	33	0	0	1	0	0	0	0	2	36	
Not applicable (Did not do ISSP)	IAP	13626	354	7542	353	5907	8967	2817	2765	1596	4510	2023	2044	1974	1264	55742	

4. America

[VAR: CLSEUSA]

<u>RESPONSE</u>	<u>PUNCH</u>	<u>YEAR</u>							<u>2000</u>	<u>2002</u>	<u>2004</u>	<u>2006</u>	<u>2008</u>	<u>2010</u>	<u>2012</u>	<u>2014</u>	<u>ALL</u>
		<u>1972-82</u>	<u>1982B</u>	<u>1983-87</u>	<u>1987B</u>	<u>1988-91</u>	<u>1993-98</u>										
Very close	1	0	0	0	0	0	463	0	0	623	0	0	0	0	539	1625	
Close	2	0	0	0	0	0	596	0	0	442	0	0	0	0	518	1556	
Not very close	3	0	0	0	0	0	200	0	0	102	0	0	0	0	141	443	
Not close at all	4	0	0	0	0	0	48	0	0	23	0	0	0	0	41	112	
Can't choose	8	0	0	0	0	0	31	0	0	25	0	0	0	0	32	88	
No answer	9	0	0	0	0	0	29	0	0	1	0	0	0	0	3	33	
Not applicable (Did not do ISSP)	IAP	13626	354	7542	353	5907	8967	2817	2765	1596	4510	2023	2044	1974	1264	55742	

5. North America

[VAR: CLSENOAM]

<u>RESPONSE</u>	<u>PUNCH</u>	<u>YEAR</u>						<u>2000</u>	<u>2002</u>	<u>2004</u>	<u>2006</u>	<u>2008</u>	<u>2010</u>	<u>2012</u>	<u>2014</u>	<u>ALL</u>
		<u>1972-82</u>	<u>1982B</u>	<u>1983-87</u>	<u>1987B</u>	<u>1988-91</u>	<u>1993-98</u>									
Very close	1	0	0	0	0	0	226	0	0	317	0	0	0	0	273	816
Close	2	0	0	0	0	0	502	0	0	461	0	0	0	0	507	1470
Not very close	3	0	0	0	0	0	367	0	0	292	0	0	0	0	288	947
Not close at all	4	0	0	0	0	0	144	0	0	89	0	0	0	0	139	372
Can't choose	8	0	0	0	0	0	86	0	0	56	0	0	0	0	64	206
No answer	9	0	0	0	0	0	42	0	0	1	0	0	0	0	3	46
Not applicable (Did not do ISSP)	IAP	13626	354	7542	353	5907	8967	2817	2765	1596	4510	2023	2044	1974	1264	55742

1716. If you could improve your work or living conditions, how willing or unwilling would you be to...

A. Move to another neighborhood (or village)

[VAR: MOVENEI]

<u>RESPONSE</u>	<u>PUNCH</u>	<u>YEAR</u>						<u>2000</u>	<u>2002</u>	<u>2004</u>	<u>2006</u>	<u>2008</u>	<u>2010</u>	<u>2012</u>	<u>2014</u>	<u>ALL</u>
		<u>1972-82</u>	<u>1982B</u>	<u>1983-87</u>	<u>1987B</u>	<u>1988-91</u>	<u>1993-98</u>									
Very willing	1	0	0	0	0	0	455	0	0	0	0	0	0	0	0	455
Fairly willing	2	0	0	0	0	0	469	0	0	0	0	0	0	0	0	469
Neither willing nor unwilling	3	0	0	0	0	0	135	0	0	0	0	0	0	0	0	135
Fairly unwilling	4	0	0	0	0	0	126	0	0	0	0	0	0	0	0	126
Very unwilling	5	0	0	0	0	0	135	0	0	0	0	0	0	0	0	135
Can't choose	8	0	0	0	0	0	32	0	0	0	0	0	0	0	0	32
No answer	9	0	0	0	0	0	15	0	0	0	0	0	0	0	0	15
Not applicable (Did not do ISSP)	IAP	13626	354	7542	353	5907	8967	2817	2765	2812	4510	2023	2044	1974	2538	58232

B. Move to another town or city within this state

[VAR: MOVETOWN]

<u>RESPONSE</u>	<u>PUNCH</u>	<u>YEAR</u>														
		<u>1972-82</u>	<u>1982B</u>	<u>1983-87</u>	<u>1987B</u>	<u>1988-91</u>	<u>1993-98</u>	<u>2000</u>	<u>2002</u>	<u>2004</u>	<u>2006</u>	<u>2008</u>	<u>2010</u>	<u>2012</u>	<u>2014</u>	<u>ALL</u>
Very willing	1	0	0	0	0	0	313	0	0	0	0	0	0	0	0	313
Fairly willing	2	0	0	0	0	0	448	0	0	0	0	0	0	0	0	448
Neither willing nor unwilling	3	0	0	0	0	0	159	0	0	0	0	0	0	0	0	159
Fairly unwilling	4	0	0	0	0	0	174	0	0	0	0	0	0	0	0	174
Very unwilling	5	0	0	0	0	0	210	0	0	0	0	0	0	0	0	210
Can't choose	8	0	0	0	0	0	39	0	0	0	0	0	0	0	0	39
No answer	9	0	0	0	0	0	24	0	0	0	0	0	0	0	0	24
Not applicable (Did not do ISSP)	IAP	13626	354	7542	353	5907	8967	2817	2765	2812	4510	2023	2044	1974	2538	58232

C. Move to another state

[VAR: MOVESTAT]

<u>RESPONSE</u>	<u>PUNCH</u>	<u>YEAR</u>														
		<u>1972-82</u>	<u>1982B</u>	<u>1983-87</u>	<u>1987B</u>	<u>1988-91</u>	<u>1993-98</u>	<u>2000</u>	<u>2002</u>	<u>2004</u>	<u>2006</u>	<u>2008</u>	<u>2010</u>	<u>2012</u>	<u>2014</u>	<u>ALL</u>
Very willing	1	0	0	0	0	0	271	0	0	0	0	0	0	0	0	271
Fairly willing	2	0	0	0	0	0	303	0	0	0	0	0	0	0	0	303
Neither willing nor unwilling	3	0	0	0	0	0	190	0	0	0	0	0	0	0	0	190
Fairly unwilling	4	0	0	0	0	0	218	0	0	0	0	0	0	0	0	218
Very unwilling	5	0	0	0	0	0	320	0	0	0	0	0	0	0	0	320
Can't choose	8	0	0	0	0	0	39	0	0	0	0	0	0	0	0	39
No answer	9	0	0	0	0	0	26	0	0	0	0	0	0	0	0	26
Not applicable (Did not do ISSP)	IAP	13626	354	7542	353	5907	8967	2817	2765	2812	4510	2023	2044	1974	2538	58232

D. Move outside America

[VAR: MOVEUSA]

<u>RESPONSE</u>	<u>PUNCH</u>	<u>YEAR</u>													
		<u>1972-82</u>	<u>1982B</u>	<u>1983-87</u>	<u>1987B</u>	<u>1988-91</u>	<u>1993-98</u>	<u>2000</u>	<u>2002</u>	<u>2004</u>	<u>2006</u>	<u>2008</u>	<u>2010</u>	<u>2012</u>	<u>2014</u>
Very willing	1	0	0	0	0	0	83	0	0	0	0	0	0	0	83
Fairly willing	2	0	0	0	0	0	123	0	0	0	0	0	0	0	123
Neither willing nor unwilling	3	0	0	0	0	0	149	0	0	0	0	0	0	0	149
Fairly unwilling	4	0	0	0	0	0	208	0	0	0	0	0	0	0	208
Very unwilling	5	0	0	0	0	0	733	0	0	0	0	0	0	0	733
Can't choose	8	0	0	0	0	0	45	0	0	0	0	0	0	0	45
No answer	9	0	0	0	0	0	26	0	0	0	0	0	0	0	26
Not applicable (Did not do ISSP)	IAP	13626	354	7542	353	5907	8967	2817	2765	2812	4510	2023	2044	1974	58232

E. Move outside North America

[VAR: MOVENOAM]

<u>RESPONSE</u>	<u>PUNCH</u>	<u>YEAR</u>													
		<u>1972-82</u>	<u>1982B</u>	<u>1983-87</u>	<u>1987B</u>	<u>1988-91</u>	<u>1993-98</u>	<u>2000</u>	<u>2002</u>	<u>2004</u>	<u>2006</u>	<u>2008</u>	<u>2010</u>	<u>2012</u>	<u>2014</u>
Very willing	1	0	0	0	0	0	78	0	0	0	0	0	0	0	78
Fairly willing	2	0	0	0	0	0	116	0	0	0	0	0	0	0	116
Neither willing nor unwilling	3	0	0	0	0	0	140	0	0	0	0	0	0	0	140
Fairly unwilling	4	0	0	0	0	0	176	0	0	0	0	0	0	0	176
Very unwilling	5	0	0	0	0	0	767	0	0	0	0	0	0	0	767
Can't choose	8	0	0	0	0	0	64	0	0	0	0	0	0	0	64
No answer	9	0	0	0	0	0	26	0	0	0	0	0	0	0	26
Not applicable (Did not do ISSP)	IAP	13626	354	7542	353	5907	8967	2817	2765	2812	4510	2023	2044	1974	58232

1717. Which of these two statements comes closer to your own view?

[VAR: ONENATN]

<u>RESPONSE</u>	<u>PUNCH</u>	<u>YEAR</u>														
		<u>1972-82</u>	<u>1982B</u>	<u>1983-87</u>	<u>1987B</u>	<u>1988-91</u>	<u>1993-98</u>	<u>2000</u>	<u>2002</u>	<u>2004</u>	<u>2006</u>	<u>2008</u>	<u>2010</u>	<u>2012</u>	<u>2014</u>	<u>ALL</u>
It is essential that America remains one nation	1	0	0	0	0	0	1155	0	0	0	0	0	0	0	0	1155
Parts of America should be allowed to become fully separate nations if they choose to	2	0	0	0	0	0	69	0	0	0	0	0	0	0	0	69
Can't choose	8	0	0	0	0	0	120	0	0	0	0	0	0	0	0	120
No answer	9	0	0	0	0	0	23	0	0	0	0	0	0	0	0	23
Not applicable (Did not do ISSP)	IAP	13626	354	7542	353	5907	8967	2817	2765	2812	4510	2023	2044	1974	2538	58232

1718. Some people say the following things are important for being truly American. Others say they are not important. How important do you think each of the following is...

A. To have been born in America

[VAR: AMBORNIN]

<u>RESPONSE</u>	<u>PUNCH</u>	<u>YEAR</u>														
		<u>1972-82</u>	<u>1982B</u>	<u>1983-87</u>	<u>1987B</u>	<u>1988-91</u>	<u>1993-98</u>	<u>2000</u>	<u>2002</u>	<u>2004</u>	<u>2006</u>	<u>2008</u>	<u>2010</u>	<u>2012</u>	<u>2014</u>	<u>ALL</u>
Very important	1	0	0	0	0	0	546	0	0	679	0	0	0	0	530	1755
Fairly important	2	0	0	0	0	0	365	0	0	245	0	0	0	0	283	893
Not very important	3	0	0	0	0	0	250	0	0	196	0	0	0	0	292	738
Not important at all	4	0	0	0	0	0	164	0	0	74	0	0	0	0	137	375
Can't choose	8	0	0	0	0	0	26	0	0	21	0	0	0	0	30	77
No answer	9	0	0	0	0	0	16	0	0	1	0	0	0	0	2	19
Not applicable (Did not do ISSP)	IAP	13626	354	7542	353	5907	8967	2817	2765	1596	4510	2023	2044	1974	1264	55742

B. To have American citizenship

[VAR: AMCIT]

<u>RESPONSE</u>	<u>PUNCH</u>	<u>YEAR</u>														
		<u>1972-82</u>	<u>1982B</u>	<u>1983-87</u>	<u>1987B</u>	<u>1988-91</u>	<u>1993-98</u>	<u>2000</u>	<u>2002</u>	<u>2004</u>	<u>2006</u>	<u>2008</u>	<u>2010</u>	<u>2012</u>	<u>2014</u>	<u>ALL</u>
Very important	1	0	0	0	0	0	1007	0	0	999	0	0	0	0	903	2909
Fairly important	2	0	0	0	0	0	232	0	0	159	0	0	0	0	272	663
Not very important	3	0	0	0	0	0	68	0	0	37	0	0	0	0	56	161
Not important at all	4	0	0	0	0	0	32	0	0	11	0	0	0	0	28	71
Can't choose	8	0	0	0	0	0	10	0	0	9	0	0	0	0	12	31
No answer	9	0	0	0	0	0	18	0	0	1	0	0	0	0	3	22
Not applicable (Did not do ISSP)	IAP	13626	354	7542	353	5907	8967	2817	2765	1596	4510	2023	2044	1974	1264	55742

C. To have lived in America for most of one's life

[VAR: AMLIVED]

<u>RESPONSE</u>	<u>PUNCH</u>	<u>YEAR</u>														
		<u>1972-82</u>	<u>1982B</u>	<u>1983-87</u>	<u>1987B</u>	<u>1988-91</u>	<u>1993-98</u>	<u>2000</u>	<u>2002</u>	<u>2004</u>	<u>2006</u>	<u>2008</u>	<u>2010</u>	<u>2012</u>	<u>2014</u>	<u>ALL</u>
Very important	1	0	0	0	0	0	587	0	0	706	0	0	0	0	524	1817
Fairly important	2	0	0	0	0	0	381	0	0	271	0	0	0	0	358	1010
Not very important	3	0	0	0	0	0	270	0	0	200	0	0	0	0	278	748
Not important at all	4	0	0	0	0	0	86	0	0	28	0	0	0	0	90	204
Can't choose	8	0	0	0	0	0	20	0	0	10	0	0	0	0	21	51
No answer	9	0	0	0	0	0	23	0	0	1	0	0	0	0	3	27
Not applicable (Did not do ISSP)	IAP	13626	354	7542	353	5907	8967	2817	2765	1596	4510	2023	2044	1974	1264	55742

D. To be able to speak English

[VAR: AMENGLSH]

<u>RESPONSE</u>	<u>PUNCH</u>	<u>YEAR</u>														
		<u>1972-82</u>	<u>1982B</u>	<u>1983-87</u>	<u>1987B</u>	<u>1988-91</u>	<u>1993-98</u>	<u>2000</u>	<u>2002</u>	<u>2004</u>	<u>2006</u>	<u>2008</u>	<u>2010</u>	<u>2012</u>	<u>2014</u>	<u>ALL</u>
Very important	1	0	0	0	0	0	956	0	0	1011	0	0	0	0	918	2885
Fairly important	2	0	0	0	0	0	290	0	0	166	0	0	0	0	267	723
Not very important	3	0	0	0	0	0	69	0	0	28	0	0	0	0	53	150
Not important at all	4	0	0	0	0	0	25	0	0	8	0	0	0	0	26	59
Can't choose	8	0	0	0	0	0	11	0	0	2	0	0	0	0	7	20
No answer	9	0	0	0	0	0	16	0	0	1	0	0	0	0	3	20
Not applicable (Did not do ISSP)	IAP	13626	354	7542	353	5907	8967	2817	2765	1596	4510	2023	2044	1974	1264	55742

E. To be a Christian

[VAR: AMCHRSTN]

<u>RESPONSE</u>	<u>PUNCH</u>	<u>YEAR</u>														
		<u>1972-82</u>	<u>1982B</u>	<u>1983-87</u>	<u>1987B</u>	<u>1988-91</u>	<u>1993-98</u>	<u>2000</u>	<u>2002</u>	<u>2004</u>	<u>2006</u>	<u>2008</u>	<u>2010</u>	<u>2012</u>	<u>2014</u>	<u>ALL</u>
Very important	1	0	0	0	0	0	505	0	0	585	0	0	0	0	408	1498
Fairly important	2	0	0	0	0	0	198	0	0	192	0	0	0	0	152	542
Not very important	3	0	0	0	0	0	282	0	0	209	0	0	0	0	271	762
Not important at all	4	0	0	0	0	0	324	0	0	194	0	0	0	0	392	910
Can't choose	8	0	0	0	0	0	39	0	0	35	0	0	0	0	44	118
No answer	9	0	0	0	0	0	19	0	0	1	0	0	0	0	7	27
Not applicable (Did not do ISSP)	IAP	13626	354	7542	353	5907	8967	2817	2765	1596	4510	2023	2044	1974	1264	55742

F. To respect America's political institutions and laws

[VAR: AMGOVT]

<u>RESPONSE</u>	<u>PUNCH</u>	<u>YEAR</u>														
		<u>1972-82</u>	<u>1982B</u>	<u>1983-87</u>	<u>1987B</u>	<u>1988-91</u>	<u>1993-98</u>	<u>2000</u>	<u>2002</u>	<u>2004</u>	<u>2006</u>	<u>2008</u>	<u>2010</u>	<u>2012</u>	<u>2014</u>	<u>ALL</u>
Very important	1	0	0	0	0	0	856	0	0	871	0	0	0	0	802	2529
Fairly important	2	0	0	0	0	0	377	0	0	288	0	0	0	0	355	1020
Not very important	3	0	0	0	0	0	68	0	0	36	0	0	0	0	55	159
Not important at all	4	0	0	0	0	0	23	0	0	11	0	0	0	0	30	64
Can't choose	8	0	0	0	0	0	26	0	0	9	0	0	0	0	27	62
No answer	9	0	0	0	0	0	17	0	0	1	0	0	0	0	5	23
Not applicable (Did not do ISSP)	IAP	13626	354	7542	353	5907	8967	2817	2765	1596	4510	2023	2044	1974	1264	55742

G. To feel American

[VAR: AMFEEL]

<u>RESPONSE</u>	<u>PUNCH</u>	<u>YEAR</u>														
		<u>1972-82</u>	<u>1982B</u>	<u>1983-87</u>	<u>1987B</u>	<u>1988-91</u>	<u>1993-98</u>	<u>2000</u>	<u>2002</u>	<u>2004</u>	<u>2006</u>	<u>2008</u>	<u>2010</u>	<u>2012</u>	<u>2014</u>	<u>ALL</u>
Very important	1	0	0	0	0	0	821	0	0	812	0	0	0	0	721	2354
Fairly important	2	0	0	0	0	0	331	0	0	284	0	0	0	0	329	944
Not very important	3	0	0	0	0	0	130	0	0	81	0	0	0	0	125	336
Not important at all	4	0	0	0	0	0	46	0	0	14	0	0	0	0	56	116
Can't choose	8	0	0	0	0	0	22	0	0	24	0	0	0	0	40	86
No answer	9	0	0	0	0	0	17	0	0	1	0	0	0	0	3	21
Not applicable (Did not do ISSP)	IAP	13626	354	7542	353	5907	8967	2817	2765	1596	4510	2023	2044	1974	1264	55742

1719. How much do you agree or disagree with the following statements?

A. I would rather be a citizen of America than of any other country in the world

[VAR: AMCITIZN]

<u>RESPONSE</u>	<u>PUNCH</u>	<u>YEAR</u>						<u>2000</u>	<u>2002</u>	<u>2004</u>	<u>2006</u>	<u>2008</u>	<u>2010</u>	<u>2012</u>	<u>2014</u>	<u>ALL</u>
		<u>1972-82</u>	<u>1982B</u>	<u>1983-87</u>	<u>1987B</u>	<u>1988-91</u>	<u>1993-98</u>									
Agree strongly	1	0	0	0	0	0	949	0	0	896	0	0	0	0	753	2598
Agree	2	0	0	0	0	0	268	0	0	183	0	0	0	0	324	775
Neither agree nor disagree	3	0	0	0	0	0	89	0	0	85	0	0	0	0	124	298
Disagree	4	0	0	0	0	0	28	0	0	27	0	0	0	0	41	96
Disagree strongly	5	0	0	0	0	0	7	0	0	8	0	0	0	0	9	24
Can't choose	8	0	0	0	0	0	12	0	0	16	0	0	0	0	19	47
No answer	9	0	0	0	0	0	14	0	0	1	0	0	0	0	4	19
Not applicable (Did not do ISSP)	IAP	13626	354	7542	353	5907	8967	2817	2765	1596	4510	2023	2044	1974	1264	55742

B. There are some things about America today that make me feel ashamed of America

[VAR: AMSHAMED]

<u>RESPONSE</u>	<u>PUNCH</u>	<u>YEAR</u>						<u>2000</u>	<u>2002</u>	<u>2004</u>	<u>2006</u>	<u>2008</u>	<u>2010</u>	<u>2012</u>	<u>2014</u>	<u>ALL</u>
		<u>1972-82</u>	<u>1982B</u>	<u>1983-87</u>	<u>1987B</u>	<u>1988-91</u>	<u>1993-98</u>									
Agree strongly	1	0	0	0	0	0	222	0	0	219	0	0	0	0	233	674
Agree	2	0	0	0	0	0	647	0	0	455	0	0	0	0	591	1693
Neither agree nor disagree	3	0	0	0	0	0	210	0	0	228	0	0	0	0	202	640
Disagree	4	0	0	0	0	0	181	0	0	197	0	0	0	0	154	532
Disagree strongly	5	0	0	0	0	0	68	0	0	103	0	0	0	0	58	229
Can't choose	8	0	0	0	0	0	25	0	0	13	0	0	0	0	33	71
No answer	9	0	0	0	0	0	14	0	0	1	0	0	0	0	3	18
Not applicable (Did not do ISSP)	IAP	13626	354	7542	353	5907	8967	2817	2765	1596	4510	2023	2044	1974	1264	55742

C. The world would be a better place if people from other countries were more like the Americans

[VAR: BELIKEUS]

<u>RESPONSE</u>	<u>PUNCH</u>	<u>YEAR</u>														
		<u>1972-82</u>	<u>1982B</u>	<u>1983-87</u>	<u>1987B</u>	<u>1988-91</u>	<u>1993-98</u>	<u>2000</u>	<u>2002</u>	<u>2004</u>	<u>2006</u>	<u>2008</u>	<u>2010</u>	<u>2012</u>	<u>2014</u>	<u>ALL</u>
Agree strongly	1	0	0	0	0	0	193	0	0	190	0	0	0	0	86	469
Agree	2	0	0	0	0	0	330	0	0	296	0	0	0	0	283	909
Neither agree nor disagree	3	0	0	0	0	0	439	0	0	419	0	0	0	0	417	1275
Disagree	4	0	0	0	0	0	281	0	0	224	0	0	0	0	340	845
Disagree strongly	5	0	0	0	0	0	56	0	0	68	0	0	0	0	86	210
Can't choose	8	0	0	0	0	0	52	0	0	18	0	0	0	0	58	128
No answer	9	0	0	0	0	0	16	0	0	1	0	0	0	0	4	21
Not applicable (Did not do ISSP)	IAP	13626	354	7542	353	5907	8967	2817	2765	1596	4510	2023	2044	1974	1264	55742

D. Generally speaking, America is a better country than most other countries

[VAR: AMBETTER]

<u>RESPONSE</u>	<u>PUNCH</u>	<u>YEAR</u>														
		<u>1972-82</u>	<u>1982B</u>	<u>1983-87</u>	<u>1987B</u>	<u>1988-91</u>	<u>1993-98</u>	<u>2000</u>	<u>2002</u>	<u>2004</u>	<u>2006</u>	<u>2008</u>	<u>2010</u>	<u>2012</u>	<u>2014</u>	<u>ALL</u>
Agree strongly	1	0	0	0	0	0	525	0	0	487	0	0	0	0	323	1335
Agree	2	0	0	0	0	0	554	0	0	456	0	0	0	0	567	1577
Neither agree nor disagree	3	0	0	0	0	0	168	0	0	187	0	0	0	0	222	577
Disagree	4	0	0	0	0	0	61	0	0	58	0	0	0	0	99	218
Disagree strongly	5	0	0	0	0	0	21	0	0	9	0	0	0	0	21	51
Can't choose	8	0	0	0	0	0	22	0	0	18	0	0	0	0	38	78
No answer	9	0	0	0	0	0	16	0	0	1	0	0	0	0	4	21
Not applicable (Did not do ISSP)	IAP	13626	354	7542	353	5907	8967	2817	2765	1596	4510	2023	2044	1974	1264	55742

E. People should support their country even if the country is in the wrong

[VAR: IFWRONG]

<u>RESPONSE</u>	<u>PUNCH</u>	<u>YEAR</u>														
		<u>1972-82</u>	<u>1982B</u>	<u>1983-87</u>	<u>1987B</u>	<u>1988-91</u>	<u>1993-98</u>	<u>2000</u>	<u>2002</u>	<u>2004</u>	<u>2006</u>	<u>2008</u>	<u>2010</u>	<u>2012</u>	<u>2014</u>	<u>ALL</u>
Agree strongly	1	0	0	0	0	0	143	0	0	135	0	0	0	0	93	371
Agree	2	0	0	0	0	0	277	0	0	299	0	0	0	0	280	856
Neither agree nor disagree	3	0	0	0	0	0	245	0	0	268	0	0	0	0	267	780
Disagree	4	0	0	0	0	0	499	0	0	382	0	0	0	0	469	1350
Disagree strongly	5	0	0	0	0	0	151	0	0	109	0	0	0	0	128	388
Can't choose	8	0	0	0	0	0	37	0	0	22	0	0	0	0	32	91
No answer	9	0	0	0	0	0	15	0	0	1	0	0	0	0	5	21
Not applicable (Did not do ISSP)	IAP	13626	354	7542	353	5907	8967	2817	2765	1596	4510	2023	2044	1974	1264	55742

F. When my country does well in international sports, it makes me proud to be an American

[VAR: AMSPORTS]

<u>RESPONSE</u>	<u>PUNCH</u>	<u>YEAR</u>														
		<u>1972-82</u>	<u>1982B</u>	<u>1983-87</u>	<u>1987B</u>	<u>1988-91</u>	<u>1993-98</u>	<u>2000</u>	<u>2002</u>	<u>2004</u>	<u>2006</u>	<u>2008</u>	<u>2010</u>	<u>2012</u>	<u>2014</u>	<u>ALL</u>
Agree strongly	1	0	0	0	0	0	485	0	0	415	0	0	0	0	364	1264
Agree	2	0	0	0	0	0	501	0	0	494	0	0	0	0	583	1578
Neither agree nor disagree	3	0	0	0	0	0	257	0	0	246	0	0	0	0	240	743
Disagree	4	0	0	0	0	0	70	0	0	28	0	0	0	0	49	147
Disagree strongly	5	0	0	0	0	0	18	0	0	14	0	0	0	0	16	48
Can't choose	8	0	0	0	0	0	21	0	0	18	0	0	0	0	19	58
No answer	9	0	0	0	0	0	15	0	0	1	0	0	0	0	3	19
Not applicable (Did not do ISSP)	IAP	13626	354	7542	353	5907	8967	2817	2765	1596	4510	2023	2044	1974	1264	55742

1720. How proud are you of America in each of the following?

A. The way democracy works

[VAR: PROUDEM]

<u>RESPONSE</u>	<u>PUNCH</u>	<u>YEAR</u>											<u>ALL</u>			
		<u>1972-82</u>	<u>1982B</u>	<u>1983-87</u>	<u>1987B</u>	<u>1988-91</u>	<u>1993-98</u>	<u>2000</u>	<u>2002</u>	<u>2004</u>	<u>2006</u>	<u>2008</u>		<u>2010</u>	<u>2012</u>	<u>2014</u>
Very proud	1	0	0	0	0	0	369	0	0	379	0	0	0	0	336	1084
Somewhat proud	2	0	0	0	0	0	694	0	0	640	0	0	0	0	605	1939
Not very proud	3	0	0	0	0	0	180	0	0	109	0	0	0	0	184	473
Not proud at all	4	0	0	0	0	0	34	0	0	22	0	0	0	0	48	104
Can't choose	8	0	0	0	0	0	65	0	0	65	0	0	0	0	98	228
No answer	9	0	0	0	0	0	25	0	0	1	0	0	0	0	3	29
Not applicable (Did not do ISSP)	IAP	13626	354	7542	353	5907	8967	2817	2765	1596	4510	2023	2044	1974	1264	55742

B. Its political influence in the world

[VAR: PROUDPOL]

<u>RESPONSE</u>	<u>PUNCH</u>	<u>YEAR</u>											<u>ALL</u>			
		<u>1972-82</u>	<u>1982B</u>	<u>1983-87</u>	<u>1987B</u>	<u>1988-91</u>	<u>1993-98</u>	<u>2000</u>	<u>2002</u>	<u>2004</u>	<u>2006</u>	<u>2008</u>		<u>2010</u>	<u>2012</u>	<u>2014</u>
Very proud	1	0	0	0	0	0	280	0	0	263	0	0	0	0	163	706
Somewhat proud	2	0	0	0	0	0	737	0	0	632	0	0	0	0	611	1980
Not very proud	3	0	0	0	0	0	215	0	0	220	0	0	0	0	318	753
Not proud at all	4	0	0	0	0	0	41	0	0	36	0	0	0	0	80	157
Can't choose	8	0	0	0	0	0	68	0	0	64	0	0	0	0	98	230
No answer	9	0	0	0	0	0	26	0	0	1	0	0	0	0	4	31
Not applicable (Did not do ISSP)	IAP	13626	354	7542	353	5907	8967	2817	2765	1596	4510	2023	2044	1974	1264	55742

C. America's economic achievements

[VAR: PROUDECO]

<u>RESPONSE</u>	<u>PUNCH</u>	<u>YEAR</u>											<u>2014</u>	<u>ALL</u>		
		<u>1972-82</u>	<u>1982B</u>	<u>1983-87</u>	<u>1987B</u>	<u>1988-91</u>	<u>1993-98</u>	<u>2000</u>	<u>2002</u>	<u>2004</u>	<u>2006</u>	<u>2008</u>			<u>2010</u>	<u>2012</u>
Very proud	1	0	0	0	0	0	374	0	0	462	0	0	0	0	302	1138
Somewhat proud	2	0	0	0	0	0	675	0	0	562	0	0	0	0	589	1826
Not very proud	3	0	0	0	0	0	194	0	0	132	0	0	0	0	230	556
Not proud at all	4	0	0	0	0	0	39	0	0	25	0	0	0	0	70	134
Can't choose	8	0	0	0	0	0	53	0	0	33	0	0	0	0	80	166
No answer	9	0	0	0	0	0	32	0	0	2	0	0	0	0	3	37
Not applicable (Did not do ISSP)	IAP	13626	354	7542	353	5907	8967	2817	2765	1596	4510	2023	2044	1974	1264	55742

D. Its social security system

[VAR: PROUDSSS]

<u>RESPONSE</u>	<u>PUNCH</u>	<u>YEAR</u>											<u>2014</u>	<u>ALL</u>		
		<u>1972-82</u>	<u>1982B</u>	<u>1983-87</u>	<u>1987B</u>	<u>1988-91</u>	<u>1993-98</u>	<u>2000</u>	<u>2002</u>	<u>2004</u>	<u>2006</u>	<u>2008</u>			<u>2010</u>	<u>2012</u>
Very proud	1	0	0	0	0	0	181	0	0	150	0	0	0	0	161	492
Somewhat proud	2	0	0	0	0	0	468	0	0	488	0	0	0	0	459	1415
Not very proud	3	0	0	0	0	0	497	0	0	397	0	0	0	0	390	1284
Not proud at all	4	0	0	0	0	0	152	0	0	132	0	0	0	0	174	458
Can't choose	8	0	0	0	0	0	43	0	0	47	0	0	0	0	86	176
No answer	9	0	0	0	0	0	26	0	0	2	0	0	0	0	4	32
Not applicable (Did not do ISSP)	IAP	13626	354	7542	353	5907	8967	2817	2765	1596	4510	2023	2044	1974	1264	55742

E. Its scientific and technological achievements

[VAR: PROUDSCI]

<u>RESPONSE</u>	<u>PUNCH</u>	<u>YEAR</u>											<u>2014</u>	<u>ALL</u>		
		<u>1972-82</u>	<u>1982B</u>	<u>1983-87</u>	<u>1987B</u>	<u>1988-91</u>	<u>1993-98</u>	<u>2000</u>	<u>2002</u>	<u>2004</u>	<u>2006</u>	<u>2008</u>			<u>2010</u>	<u>2012</u>
Very proud	1	0	0	0	0	0	648	0	0	691	0	0	0	0	552	1891
Somewhat proud	2	0	0	0	0	0	563	0	0	433	0	0	0	0	565	1561
Not very proud	3	0	0	0	0	0	56	0	0	38	0	0	0	0	53	147
Not proud at all	4	0	0	0	0	0	9	0	0	14	0	0	0	0	20	43
Can't choose	8	0	0	0	0	0	63	0	0	38	0	0	0	0	81	182
No answer	9	0	0	0	0	0	28	0	0	2	0	0	0	0	3	33
Not applicable (Did not do ISSP)	IAP	13626	354	7542	353	5907	8967	2817	2765	1596	4510	2023	2044	1974	1264	55742

F. Its achievements in sports

[VAR: PROUDSPT]

<u>RESPONSE</u>	<u>PUNCH</u>	<u>YEAR</u>														
		<u>1972-82</u>	<u>1982B</u>	<u>1983-87</u>	<u>1987B</u>	<u>1988-91</u>	<u>1993-98</u>	<u>2000</u>	<u>2002</u>	<u>2004</u>	<u>2006</u>	<u>2008</u>	<u>2010</u>	<u>2012</u>	<u>2014</u>	<u>ALL</u>
Very proud	1	0	0	0	0	0	476	0	0	511	0	0	0	0	434	1421
Somewhat proud	2	0	0	0	0	0	641	0	0	520	0	0	0	0	598	1759
Not very proud	3	0	0	0	0	0	103	0	0	88	0	0	0	0	79	270
Not proud at all	4	0	0	0	0	0	44	0	0	23	0	0	0	0	34	101
Can't choose	8	0	0	0	0	0	75	0	0	72	0	0	0	0	126	273
No answer	9	0	0	0	0	0	28	0	0	2	0	0	0	0	3	33
Not applicable (Did not do ISSP)	IAP	13626	354	7542	353	5907	8967	2817	2765	1596	4510	2023	2044	1974	1264	55742

G. Its achievements in the arts and literature

[VAR: PROUDART]

<u>RESPONSE</u>	<u>PUNCH</u>	<u>YEAR</u>														
		<u>1972-82</u>	<u>1982B</u>	<u>1983-87</u>	<u>1987B</u>	<u>1988-91</u>	<u>1993-98</u>	<u>2000</u>	<u>2002</u>	<u>2004</u>	<u>2006</u>	<u>2008</u>	<u>2010</u>	<u>2012</u>	<u>2014</u>	<u>ALL</u>
Very proud	1	0	0	0	0	0	386	0	0	469	0	0	0	0	421	1276
Somewhat proud	2	0	0	0	0	0	714	0	0	581	0	0	0	0	622	1917
Not very proud	3	0	0	0	0	0	112	0	0	72	0	0	0	0	83	267
Not proud at all	4	0	0	0	0	0	32	0	0	12	0	0	0	0	18	62
Can't choose	8	0	0	0	0	0	91	0	0	81	0	0	0	0	126	298
No answer	9	0	0	0	0	0	32	0	0	1	0	0	0	0	4	37
Not applicable (Did not do ISSP)	IAP	13626	354	7542	353	5907	8967	2817	2765	1596	4510	2023	2044	1974	1264	55742

H. America's armed forces

[VAR: PROUDMIL]

<u>RESPONSE</u>	<u>PUNCH</u>	<u>YEAR</u>														
		<u>1972-82</u>	<u>1982B</u>	<u>1983-87</u>	<u>1987B</u>	<u>1988-91</u>	<u>1993-98</u>	<u>2000</u>	<u>2002</u>	<u>2004</u>	<u>2006</u>	<u>2008</u>	<u>2010</u>	<u>2012</u>	<u>2014</u>	<u>ALL</u>
Very proud	1	0	0	0	0	0	631	0	0	898	0	0	0	0	815	2344
Somewhat proud	2	0	0	0	0	0	539	0	0	214	0	0	0	0	328	1081
Not very proud	3	0	0	0	0	0	87	0	0	53	0	0	0	0	64	204
Not proud at all	4	0	0	0	0	0	31	0	0	19	0	0	0	0	20	70
Can't choose	8	0	0	0	0	0	54	0	0	31	0	0	0	0	44	129
No answer	9	0	0	0	0	0	25	0	0	1	0	0	0	0	3	29
Not applicable (Did not do ISSP)	IAP	13626	354	7542	353	5907	8967	2817	2765	1596	4510	2023	2044	1974	1264	55742

I. Its history

[VAR: PROUDHIS]

<u>RESPONSE</u>	<u>PUNCH</u>	<u>YEAR</u>											<u>ALL</u>			
		<u>1972-82</u>	<u>1982B</u>	<u>1983-87</u>	<u>1987B</u>	<u>1988-91</u>	<u>1993-98</u>	<u>2000</u>	<u>2002</u>	<u>2004</u>	<u>2006</u>	<u>2008</u>		<u>2010</u>	<u>2012</u>	<u>2014</u>
Very proud	1	0	0	0	0	0	638	0	0	727	0	0	0	0	648	2013
Somewhat proud	2	0	0	0	0	0	491	0	0	365	0	0	0	0	460	1316
Not very proud	3	0	0	0	0	0	108	0	0	70	0	0	0	0	78	256
Not proud at all	4	0	0	0	0	0	51	0	0	22	0	0	0	0	33	106
Can't choose	8	0	0	0	0	0	52	0	0	31	0	0	0	0	52	135
No answer	9	0	0	0	0	0	27	0	0	1	0	0	0	0	3	31
Not applicable (Did not do ISSP)	IAP	13626	354	7542	353	5907	8967	2817	2765	1596	4510	2023	2044	1974	1264	55742

J. Its fair and equal treatment of all groups in society

[VAR: PROUDGRP]

<u>RESPONSE</u>	<u>PUNCH</u>	<u>YEAR</u>											<u>ALL</u>			
		<u>1972-82</u>	<u>1982B</u>	<u>1983-87</u>	<u>1987B</u>	<u>1988-91</u>	<u>1993-98</u>	<u>2000</u>	<u>2002</u>	<u>2004</u>	<u>2006</u>	<u>2008</u>		<u>2010</u>	<u>2012</u>	<u>2014</u>
Very proud	1	0	0	0	0	0	233	0	0	293	0	0	0	0	216	742
Somewhat proud	2	0	0	0	0	0	500	0	0	574	0	0	0	0	488	1562
Not very proud	3	0	0	0	0	0	398	0	0	233	0	0	0	0	347	978
Not proud at all	4	0	0	0	0	0	146	0	0	62	0	0	0	0	128	336
Can't choose	8	0	0	0	0	0	64	0	0	52	0	0	0	0	92	208
No answer	9	0	0	0	0	0	26	0	0	2	0	0	0	0	3	31
Not applicable (Did not do ISSP)	IAP	13626	354	7542	353	5907	8967	2817	2765	1596	4510	2023	2044	1974	1264	55742

Now we would like to ask a few questions about relations between America and other countries.

1721. How much do you agree or disagree with the following statements?

A. America should limit the import of foreign products in order to protect its national economy

[VAR: IMPORTS]

RESPONSE	PUNCH	YEAR														
		1972-82	1982B	1983-87	1987B	1988-91	1993-98	2000	2002	2004	2006	2008	2010	2012	2014	ALL
Agree strongly	1	0	0	0	0	0	291	0	0	271	0	0	0	0	231	793
Agree	2	0	0	0	0	0	589	0	0	453	0	0	0	0	490	1532
Neither agree nor disagree	3	0	0	0	0	0	219	0	0	253	0	0	0	0	258	730
Disagree	4	0	0	0	0	0	142	0	0	180	0	0	0	0	209	531
Disagree strongly	5	0	0	0	0	0	40	0	0	23	0	0	0	0	32	95
Can't choose	8	0	0	0	0	0	62	0	0	35	0	0	0	0	50	147
No answer	9	0	0	0	0	0	24	0	0	1	0	0	0	0	4	29
Not applicable (Did not do ISSP)	IAP	13626	354	7542	353	5907	8967	2817	2765	1596	4510	2023	2044	1974	1264	55742

B. For certain problems, like environmental pollution, international bodies should have the right to enforce solutions

[VAR: WRLDGOVT]

RESPONSE	PUNCH	YEAR														
		1972-82	1982B	1983-87	1987B	1988-91	1993-98	2000	2002	2004	2006	2008	2010	2012	2014	ALL
Agree strongly	1	0	0	0	0	0	262	0	0	225	0	0	0	0	164	651
Agree	2	0	0	0	0	0	650	0	0	501	0	0	0	0	564	1715
Neither agree nor disagree	3	0	0	0	0	0	199	0	0	245	0	0	0	0	232	676
Disagree	4	0	0	0	0	0	116	0	0	141	0	0	0	0	150	407
Disagree strongly	5	0	0	0	0	0	28	0	0	56	0	0	0	0	65	149
Can't choose	8	0	0	0	0	0	85	0	0	47	0	0	0	0	95	227
No answer	9	0	0	0	0	0	27	0	0	1	0	0	0	0	4	32
Not applicable (Did not do ISSP)	IAP	13626	354	7542	353	5907	8967	2817	2765	1596	4510	2023	2044	1974	1264	55742

C. American schools should make much more effort to teach foreign languages properly

[VAR: FORLANG]

<u>RESPONSE</u>	<u>PUNCH</u>	<u>YEAR</u>						<u>2000</u>	<u>2002</u>	<u>2004</u>	<u>2006</u>	<u>2008</u>	<u>2010</u>	<u>2012</u>	<u>2014</u>	<u>ALL</u>
		<u>1972-82</u>	<u>1982B</u>	<u>1983-87</u>	<u>1987B</u>	<u>1988-91</u>	<u>1993-98</u>									
Agree strongly	1	0	0	0	0	0	236	0	0	0	0	0	0	0	0	236
Agree	2	0	0	0	0	0	600	0	0	0	0	0	0	0	0	600
Neither agree nor disagree	3	0	0	0	0	0	347	0	0	0	0	0	0	0	0	347
Disagree	4	0	0	0	0	0	119	0	0	0	0	0	0	0	0	119
Disagree strongly	5	0	0	0	0	0	15	0	0	0	0	0	0	0	0	15
Can't choose	8	0	0	0	0	0	29	0	0	0	0	0	0	0	0	29
No answer	9	0	0	0	0	0	21	0	0	0	0	0	0	0	0	21
Not applicable (Did not do ISSP)	IAP	13626	354	7542	353	5907	8967	2817	2765	2812	4510	2023	2044	1974	2538	58232

D. America should follow its own interests, even if this leads to conflicts with other nations

[VAR: AMOWNWAY]

<u>RESPONSE</u>	<u>PUNCH</u>	<u>YEAR</u>						<u>2000</u>	<u>2002</u>	<u>2004</u>	<u>2006</u>	<u>2008</u>	<u>2010</u>	<u>2012</u>	<u>2014</u>	<u>ALL</u>
		<u>1972-82</u>	<u>1982B</u>	<u>1983-87</u>	<u>1987B</u>	<u>1988-91</u>	<u>1993-98</u>									
Agree strongly	1	0	0	0	0	0	154	0	0	152	0	0	0	0	114	420
Agree	2	0	0	0	0	0	418	0	0	402	0	0	0	0	440	1260
Neither agree nor disagree	3	0	0	0	0	0	351	0	0	291	0	0	0	0	276	918
Disagree	4	0	0	0	0	0	329	0	0	294	0	0	0	0	315	938
Disagree strongly	5	0	0	0	0	0	38	0	0	40	0	0	0	0	57	135
Can't choose	8	0	0	0	0	0	51	0	0	36	0	0	0	0	67	154
No answer	9	0	0	0	0	0	26	0	0	1	0	0	0	0	5	32
Not applicable (Did not do ISSP)	IAP	13626	354	7542	353	5907	8967	2817	2765	1596	4510	2023	2044	1974	1264	55742

E. Foreigners should not be allowed to buy land in America

[VAR: FORLAND]

<u>RESPONSE</u>	<u>PUNCH</u>	<u>YEAR</u>											<u>ALL</u>			
		<u>1972-82</u>	<u>1982B</u>	<u>1983-87</u>	<u>1987B</u>	<u>1988-91</u>	<u>1993-98</u>	<u>2000</u>	<u>2002</u>	<u>2004</u>	<u>2006</u>	<u>2008</u>		<u>2010</u>	<u>2012</u>	<u>2014</u>
Agree strongly	1	0	0	0	0	0	147	0	0	139	0	0	0	0	103	389
Agree	2	0	0	0	0	0	278	0	0	216	0	0	0	0	186	680
Neither agree nor disagree	3	0	0	0	0	0	350	0	0	277	0	0	0	0	251	878
Disagree	4	0	0	0	0	0	401	0	0	446	0	0	0	0	535	1382
Disagree strongly	5	0	0	0	0	0	124	0	0	110	0	0	0	0	144	378
Can't choose	8	0	0	0	0	0	45	0	0	27	0	0	0	0	51	123
No answer	9	0	0	0	0	0	22	0	0	1	0	0	0	0	4	27
Not applicable (Did not do ISSP)	IAP	13626	354	7542	353	5907	8967	2817	2765	1596	4510	2023	2044	1974	1264	55742

F. American television should give preference to American films and programs

[VAR: AMTV]

<u>RESPONSE</u>	<u>PUNCH</u>	<u>YEAR</u>											<u>ALL</u>			
		<u>1972-82</u>	<u>1982B</u>	<u>1983-87</u>	<u>1987B</u>	<u>1988-91</u>	<u>1993-98</u>	<u>2000</u>	<u>2002</u>	<u>2004</u>	<u>2006</u>	<u>2008</u>		<u>2010</u>	<u>2012</u>	<u>2014</u>
Agree strongly	1	0	0	0	0	0	124	0	0	105	0	0	0	0	70	299
Agree	2	0	0	0	0	0	359	0	0	292	0	0	0	0	286	937
Neither agree nor disagree	3	0	0	0	0	0	421	0	0	350	0	0	0	0	370	1141
Disagree	4	0	0	0	0	0	317	0	0	362	0	0	0	0	379	1058
Disagree strongly	5	0	0	0	0	0	77	0	0	79	0	0	0	0	110	266
Can't choose	8	0	0	0	0	0	45	0	0	27	0	0	0	0	55	127
No answer	9	0	0	0	0	0	24	0	0	1	0	0	0	0	4	29
Not applicable (Did not do ISSP)	IAP	13626	354	7542	353	5907	8967	2817	2765	1596	4510	2023	2044	1974	1264	55742

Now we would like to ask a few questions about minorities in America.

1722. How much do you agree or disagree with the following statements?

A. It is impossible for people who do not share American customs and traditions to become fully American

[VAR: AMCULT]

<u>RESPONSE</u>	<u>PUNCH</u>	<u>YEAR</u>											<u>2014</u>	<u>ALL</u>		
		<u>1972-82</u>	<u>1982B</u>	<u>1983-87</u>	<u>1987B</u>	<u>1988-91</u>	<u>1993-98</u>	<u>2000</u>	<u>2002</u>	<u>2004</u>	<u>2006</u>	<u>2008</u>			<u>2010</u>	<u>2012</u>
Agree strongly	1	0	0	0	0	0	119	0	0	109	0	0	0	0	58	286
Agree	2	0	0	0	0	0	329	0	0	281	0	0	0	0	295	905
Neither agree nor disagree	3	0	0	0	0	0	283	0	0	252	0	0	0	0	194	729
Disagree	4	0	0	0	0	0	430	0	0	437	0	0	0	0	553	1420
Disagree strongly	5	0	0	0	0	0	104	0	0	110	0	0	0	0	122	336
Can't choose	8	0	0	0	0	0	46	0	0	26	0	0	0	0	49	121
No answer	9	0	0	0	0	0	56	0	0	1	0	0	0	0	3	60
Not applicable (Did not do ISSP)	IAP	13626	354	7542	353	5907	8967	2817	2765	1596	4510	2023	2044	1974	1264	55742

B. Ethnic minorities should be given government assistance to preserve their customs and traditions

[VAR: MINCULT]

<u>RESPONSE</u>	<u>PUNCH</u>	<u>YEAR</u>											<u>2014</u>	<u>ALL</u>		
		<u>1972-82</u>	<u>1982B</u>	<u>1983-87</u>	<u>1987B</u>	<u>1988-91</u>	<u>1993-98</u>	<u>2000</u>	<u>2002</u>	<u>2004</u>	<u>2006</u>	<u>2008</u>			<u>2010</u>	<u>2012</u>
Agree strongly	1	0	0	0	0	0	46	0	0	50	0	0	0	0	13	109
Agree	2	0	0	0	0	0	168	0	0	222	0	0	0	0	189	579
Neither agree nor disagree	3	0	0	0	0	0	293	0	0	300	0	0	0	0	245	838
Disagree	4	0	0	0	0	0	502	0	0	455	0	0	0	0	537	1494
Disagree strongly	5	0	0	0	0	0	242	0	0	160	0	0	0	0	235	637
Can't choose	8	0	0	0	0	0	55	0	0	25	0	0	0	0	52	132
No answer	9	0	0	0	0	0	61	0	0	4	0	0	0	0	3	68
Not applicable (Did not do ISSP)	IAP	13626	354	7542	353	5907	8967	2817	2765	1596	4510	2023	2044	1974	1264	55742

1723. Some people say that it is better for a country if different racial and ethnic groups maintain their distinct customs and traditions. Others say that it is better if these groups adapt and blend into the larger society. Which of these views comes closer to your own?

[VAR: MELTPOT1]

<u>RESPONSE</u>	<u>PUNCH</u>	<u>YEAR</u>														
		<u>1972-82</u>	<u>1982B</u>	<u>1983-87</u>	<u>1987B</u>	<u>1988-91</u>	<u>1993-98</u>	<u>2000</u>	<u>2002</u>	<u>2004</u>	<u>2006</u>	<u>2008</u>	<u>2010</u>	<u>2012</u>	<u>2014</u>	<u>ALL</u>
It is better for society if groups maintain their distinct customs and traditions	1	0	0	0	0	0	399	0	0	554	0	0	0	0	478	1431
It is better if groups adapt and blend into the larger society	2	0	0	0	0	0	557	0	0	615	0	0	0	0	597	1769
Don't know	8	0	0	0	0	0	348	0	0	28	0	0	0	0	191	567
No answer	9	0	0	0	0	0	63	0	0	19	0	0	0	0	8	90
Not applicable (Did not do ISSP)	IAP	13626	354	7542	353	5907	8967	2817	2765	1596	4510	2023	2044	1974	1264	55742

REMARKS: It was self-completion in 1996 and CASI (computer assisted self-interview) in 2004, and that switch MAY have reduced the % mentioning DK. (DK was an option in 2004. In other words, it was coded if mentioned by respondents.)

1724. There are different opinions about immigrants from other countries living in America. (By "immigrants" we mean people who come to settle in America.)

How much do you agree or disagree with each of the following statements?

A. Immigrants increase crime rates

[VAR: IMMCRIME]

<u>RESPONSE</u>	<u>PUNCH</u>	<u>YEAR</u>														
		<u>1972-82</u>	<u>1982B</u>	<u>1983-87</u>	<u>1987B</u>	<u>1988-91</u>	<u>1993-98</u>	<u>2000</u>	<u>2002</u>	<u>2004</u>	<u>2006</u>	<u>2008</u>	<u>2010</u>	<u>2012</u>	<u>2014</u>	<u>ALL</u>
Agree strongly	1	0	0	0	0	0	95	0	0	83	0	0	0	0	0	178
Agree	2	0	0	0	0	0	328	0	0	235	0	0	0	0	0	563
Neither agree nor disagree	3	0	0	0	0	0	368	0	0	345	0	0	0	0	0	713
Disagree	4	0	0	0	0	0	388	0	0	437	0	0	0	0	0	825
Disagree strongly	5	0	0	0	0	0	86	0	0	84	0	0	0	0	0	170
Can't choose	8	0	0	0	0	0	45	0	0	31	0	0	0	0	0	76
No answer	9	0	0	0	0	0	57	0	0	1	0	0	0	0	0	58
Not applicable (Did not do ISSP)	IAP	13626	354	7542	353	5907	8967	2817	2765	1596	4510	2023	2044	1974	2538	57016

B. Immigrants are generally good for America's economy

[VAR: IMMAMECO]

<u>RESPONSE</u>	<u>PUNCH</u>	<u>YEAR</u>														
		<u>1972-82</u>	<u>1982B</u>	<u>1983-87</u>	<u>1987B</u>	<u>1988-91</u>	<u>1993-98</u>	<u>2000</u>	<u>2002</u>	<u>2004</u>	<u>2006</u>	<u>2008</u>	<u>2010</u>	<u>2012</u>	<u>2014</u>	<u>ALL</u>
Agree strongly	1	0	0	0	0	0	60	0	0	80	0	0	0	0	114	254
Agree	2	0	0	0	0	0	364	0	0	458	0	0	0	0	550	1372
Neither agree nor disagree	3	0	0	0	0	0	413	0	0	355	0	0	0	0	330	1098
Disagree	4	0	0	0	0	0	361	0	0	236	0	0	0	0	207	804
Disagree strongly	5	0	0	0	0	0	52	0	0	55	0	0	0	0	25	132
Can't choose	8	0	0	0	0	0	60	0	0	31	0	0	0	0	45	136
No answer	9	0	0	0	0	0	57	0	0	1	0	0	0	0	3	61
Not applicable (Did not do ISSP)	IAP	13626	354	7542	353	5907	8967	2817	2765	1596	4510	2023	2044	1974	1264	55742

C. Immigrants take jobs away from people who were born in America

[VAR: IMMJOBS]

<u>RESPONSE</u>	<u>PUNCH</u>	<u>YEAR</u>														
		<u>1972-82</u>	<u>1982B</u>	<u>1983-87</u>	<u>1987B</u>	<u>1988-91</u>	<u>1993-98</u>	<u>2000</u>	<u>2002</u>	<u>2004</u>	<u>2006</u>	<u>2008</u>	<u>2010</u>	<u>2012</u>	<u>2014</u>	<u>ALL</u>
Agree strongly	1	0	0	0	0	0	170	0	0	153	0	0	0	0	94	417
Agree	2	0	0	0	0	0	446	0	0	363	0	0	0	0	349	1158
Neither agree nor disagree	3	0	0	0	0	0	299	0	0	274	0	0	0	0	271	844
Disagree	4	0	0	0	0	0	301	0	0	343	0	0	0	0	438	1082
Disagree strongly	5	0	0	0	0	0	65	0	0	67	0	0	0	0	87	219
Can't choose	8	0	0	0	0	0	28	0	0	15	0	0	0	0	31	74
No answer	9	0	0	0	0	0	58	0	0	1	0	0	0	0	4	63
Not applicable (Did not do ISSP)	IAP	13626	354	7542	353	5907	8967	2817	2765	1596	4510	2023	2044	1974	1264	55742

D. Immigrants make America more open to new ideas and cultures

[VAR: IMMIDEAS]

<u>RESPONSE</u>	<u>PUNCH</u>	<u>YEAR</u>														
		<u>1972-82</u>	<u>1982B</u>	<u>1983-87</u>	<u>1987B</u>	<u>1988-91</u>	<u>1993-98</u>	<u>2000</u>	<u>2002</u>	<u>2004</u>	<u>2006</u>	<u>2008</u>	<u>2010</u>	<u>2012</u>	<u>2014</u>	<u>ALL</u>
Agree strongly	1	0	0	0	0	0	152	0	0	0	0	0	0	0	140	292
Agree	2	0	0	0	0	0	636	0	0	0	0	0	0	0	673	1309
Neither agree nor disagree	3	0	0	0	0	0	278	0	0	0	0	0	0	0	267	545
Disagree	4	0	0	0	0	0	169	0	0	0	0	0	0	0	136	305
Disagree strongly	5	0	0	0	0	0	34	0	0	0	0	0	0	0	21	55
Can't choose	8	0	0	0	0	0	44	0	0	0	0	0	0	0	34	78
No answer	9	0	0	0	0	0	54	0	0	0	0	0	0	0	3	57
Not applicable (Did not do ISSP)	IAP	13626	354	7542	353	5907	8967	2817	2765	2812	4510	2023	2044	1974	1264	56958

1725. Do you think the number of immigrants to America nowadays should be...

[VAR: LETIN1]

<u>RESPONSE</u>	<u>PUNCH</u>	<u>YEAR</u>														
		<u>1972-82</u>	<u>1982B</u>	<u>1983-87</u>	<u>1987B</u>	<u>1988-91</u>	<u>1993-98</u>	<u>2000</u>	<u>2002</u>	<u>2004</u>	<u>2006</u>	<u>2008</u>	<u>2010</u>	<u>2012</u>	<u>2014</u>	<u>ALL</u>
Increased a lot	1	0	0	0	0	0	33	0	0	75	76	47	62	58	76	427
Increased a little	2	0	0	0	0	0	65	0	0	130	170	105	138	117	166	891
Remain the same as it is	3	0	0	0	0	0	310	0	0	684	677	448	489	505	654	3767
Reduced a little	4	0	0	0	0	0	339	0	0	560	464	307	345	288	375	2678
Reduced a lot	5	0	0	0	0	0	394	0	0	534	558	387	359	294	353	2879
Can't choose	8	0	0	0	0	0	172	0	0	138	43	30	29	36	46	494
No answer	9	0	0	0	0	0	54	0	0	1	4	5	8	4	5	81
Not applicable (Did not do ISSP)	IAP	13626	354	7542	353	5907	8967	2817	2765	690	2518	694	614	672	863	48382

1726. How much do you agree or disagree that refugees who have suffered political repression in their own country should be allowed to stay in America?

[VAR: REFUGEES]

<u>RESPONSE</u>	<u>PUNCH</u>	<u>YEAR</u>														
		<u>1972-82</u>	<u>1982B</u>	<u>1983-87</u>	<u>1987B</u>	<u>1988-91</u>	<u>1993-98</u>	<u>2000</u>	<u>2002</u>	<u>2004</u>	<u>2006</u>	<u>2008</u>	<u>2010</u>	<u>2012</u>	<u>2014</u>	<u>ALL</u>
Agree strongly	1	0	0	0	0	0	133	0	0	0	0	0	0	0	0	133
Agree	2	0	0	0	0	0	433	0	0	0	0	0	0	0	0	433
Neither agree nor disagree	3	0	0	0	0	0	343	0	0	0	0	0	0	0	0	343
Disagree	4	0	0	0	0	0	213	0	0	0	0	0	0	0	0	213
Disagree strongly	5	0	0	0	0	0	90	0	0	0	0	0	0	0	0	90
Can't choose	8	0	0	0	0	0	129	0	0	0	0	0	0	0	0	129
No answer	9	0	0	0	0	0	26	0	0	0	0	0	0	0	0	26
Not applicable (Did not do ISSP)	IAP	13626	354	7542	353	5907	8967	2817	2765	2812	4510	2023	2044	1974	2538	58232

1727. Where did you spend most of your childhood until age 16?

[VAR: RES161]

<u>RESPONSE</u>	<u>PUNCH</u>	<u>YEAR</u>														
		<u>1972-82</u>	<u>1982B</u>	<u>1983-87</u>	<u>1987B</u>	<u>1988-91</u>	<u>1993-98</u>	<u>2000</u>	<u>2002</u>	<u>2004</u>	<u>2006</u>	<u>2008</u>	<u>2010</u>	<u>2012</u>	<u>2014</u>	<u>ALL</u>
In this community	1	0	0	0	0	0	418	0	0	0	0	0	0	0	0	418
In a different community, but in this state	2	0	0	0	0	0	427	0	0	0	0	0	0	0	0	427
In a different state in America	3	0	0	0	0	0	416	0	0	0	0	0	0	0	0	416
Outside America	4	0	0	0	0	0	81	0	0	0	0	0	0	0	0	81
Don't know	8	0	0	0	0	0	1	0	0	0	0	0	0	0	0	1
No answer	9	0	0	0	0	0	24	0	0	0	0	0	0	0	0	24
Not applicable (Did not do ISSP)	IAP	13626	354	7542	353	5907	8967	2817	2765	2812	4510	2023	2044	1974	2538	58232

1728. How long have you lived in the community where you live now?

[VAR: LIVECOM1]

<u>RESPONSE</u>	<u>PUNCH</u>	<u>YEAR</u>														
		<u>1972-82</u>	<u>1982B</u>	<u>1983-87</u>	<u>1987B</u>	<u>1988-91</u>	<u>1993-98</u>	<u>2000</u>	<u>2002</u>	<u>2004</u>	<u>2006</u>	<u>2008</u>	<u>2010</u>	<u>2012</u>	<u>2014</u>	<u>ALL</u>
One year or Less	1	0	0	0	0	0	185	0	0	0	0	0	0	0	0	185
2 years	2	0	0	0	0	0	88	0	0	0	0	0	0	0	0	88
3 years	3	0	0	0	0	0	71	0	0	0	0	0	0	0	0	71
4 years	4	0	0	0	0	0	59	0	0	0	0	0	0	0	0	59
5 years	5	0	0	0	0	0	60	0	0	0	0	0	0	0	0	60
6 years	6	0	0	0	0	0	45	0	0	0	0	0	0	0	0	45
7 years	7	0	0	0	0	0	30	0	0	0	0	0	0	0	0	30
8 years	8	0	0	0	0	0	34	0	0	0	0	0	0	0	0	34
9 years	9	0	0	0	0	0	27	0	0	0	0	0	0	0	0	27
10-19 years	10-19	0	0	0	0	0	238	0	0	0	0	0	0	0	0	238
20-95 years	20-95	0	0	0	0	0	481	0	0	0	0	0	0	0	0	481
Don't know	98	0	0	0	0	0	3	0	0	0	0	0	0	0	0	3
No answer	99	0	0	0	0	0	46	0	0	0	0	0	0	0	0	46
Not applicable (Did not do ISSP)	IAP	13626	354	7542	353	5907	8967	2817	2765	2812	4510	2023	2044	1974	2538	58232

REMARKS: This variable codes exact number of years which the respondent has lived in his/her community. The collapsed numbers are for convenience of display only.

1729. About how long altogether have you lived in other countries?

[VAR: ABROAD]

<u>RESPONSE</u>	<u>PUNCH</u>	<u>YEAR</u>														
		<u>1972-82</u>	<u>1982B</u>	<u>1983-87</u>	<u>1987B</u>	<u>1988-91</u>	<u>1993-98</u>	<u>2000</u>	<u>2002</u>	<u>2004</u>	<u>2006</u>	<u>2008</u>	<u>2010</u>	<u>2012</u>	<u>2014</u>	<u>ALL</u>
Never lived in other countries	1	0	0	0	0	0	1014	0	0	0	0	0	0	0	0	1014
Less than 1 year in all	2	0	0	0	0	0	68	0	0	0	0	0	0	0	0	68
1 to 4 years in all	3	0	0	0	0	0	119	0	0	0	0	0	0	0	0	119
5 years or longer	4	0	0	0	0	0	139	0	0	0	0	0	0	0	0	139
Don't know	8	0	0	0	0	0	1	0	0	0	0	0	0	0	0	1
No answer	9	0	0	0	0	0	26	0	0	0	0	0	0	0	0	26
Not applicable (Did not do ISSP)	IAP	13626	354	7542	353	5907	8967	2817	2765	2812	4510	2023	2044	1974	2538	58232

1730. What language(s) do you speak at home? PLEASE FILL IN
At home, I speak...

First response

[VAR: SPKHOME1]

RESPONSE	PUNCH	YEAR														ALL
		1972-82	1982B	1983-87	1987B	1988-91	1993-98	2000	2002	2004	2006	2008	2010	2012	2014	
English	1	0	0	0	0	0	1258	0	0	1154	0	0	0	0	0	2412
Spanish	2	0	0	0	0	0	30	0	0	25	0	0	0	0	0	55
Polish	3	0	0	0	0	0	1	0	0	2	0	0	0	0	0	3
French	4	0	0	0	0	0	5	0	0	1	0	0	0	0	0	6
Hebrew	5	0	0	0	0	0	1	0	0	0	0	0	0	0	0	1
Russian	6	0	0	0	0	0	1	0	0	1	0	0	0	0	0	2
Tagalog	7	0	0	0	0	0	2	0	0	2	0	0	0	0	0	4
Chinese	8	0	0	0	0	0	1	0	0	3	0	0	0	0	0	4
Urdu	9	0	0	0	0	0	1	0	0	1	0	0	0	0	0	2
Italian	10	0	0	0	0	0	3	0	0	0	0	0	0	0	0	3
Romanian	11	0	0	0	0	0	1	0	0	0	0	0	0	0	0	1
German	12	0	0	0	0	0	2	0	0	0	0	0	0	0	0	2
Pashtu	13	0	0	0	0	0	1	0	0	0	0	0	0	0	0	1
Chamorro	14	0	0	0	0	0	1	0	0	0	0	0	0	0	0	1
Ukrainian	15	0	0	0	0	0	1	0	0	2	0	0	0	0	0	3
Hungarian	16	0	0	0	0	0	1	0	0	0	0	0	0	0	0	1
Turkish	17	0	0	0	0	0	1	0	0	0	0	0	0	0	0	1
Khmer	18	0	0	0	0	0	1	0	0	0	0	0	0	0	0	1
Korean	19	0	0	0	0	0	1	0	0	0	0	0	0	0	0	1
Navajo	20	0	0	0	0	0	3	0	0	0	0	0	0	0	0	3
Malayam	21	0	0	0	0	0	0	0	0	0	0	0	0	0	0	0
Arabic	22	0	0	0	0	0	0	0	0	2	0	0	0	0	0	2
Farsi/Persian	23	0	0	0	0	0	0	0	0	0	0	0	0	0	0	0
Serbian	24	0	0	0	0	0	0	0	0	0	0	0	0	0	0	0
Lithuanian	25	0	0	0	0	0	0	0	0	0	0	0	0	0	0	0
Thai	27	0	0	0	0	0	0	0	0	0	0	0	0	0	0	0
Gujarati	28	0	0	0	0	0	0	0	0	1	0	0	0	0	0	1
Dari	30	0	0	0	0	0	0	0	0	0	0	0	0	0	0	0
Slovak	31	0	0	0	0	0	0	0	0	0	0	0	0	0	0	0
Japanese	32	0	0	0	0	0	0	0	0	0	0	0	0	0	0	0
Portuguese	33	0	0	0	0	0	0	0	0	1	0	0	0	0	0	1

[VAR: SPKHOME1] (CONTINUED)

<u>RESPONSE</u>	<u>PUNCH</u>	<u>YEAR</u>														<u>ALL</u>
		<u>1972-82</u>	<u>1982B</u>	<u>1983-87</u>	<u>1987B</u>	<u>1988-91</u>	<u>1993-98</u>	<u>2000</u>	<u>2002</u>	<u>2004</u>	<u>2006</u>	<u>2008</u>	<u>2010</u>	<u>2012</u>	<u>2014</u>	
Vajun	34	0	0	0	0	0	0	0	0	0	0	0	0	0	0	0
Yiddish	35	0	0	0	0	0	0	0	0	0	0	0	0	0	0	0
Creole	36	0	0	0	0	0	0	0	0	0	0	0	0	0	0	0
Vietnamese	37	0	0	0	0	0	1	0	0	0	0	0	0	0	0	1
Norwegian	38	0	0	0	0	0	0	0	0	0	0	0	0	0	0	0
Malaysian	39	0	0	0	0	0	0	0	0	0	0	0	0	0	0	0
Latin	40	0	0	0	0	0	0	0	0	0	0	0	0	0	0	0
Czech	41	0	0	0	0	0	0	0	0	0	0	0	0	0	0	0
Hindu	42	0	0	0	0	0	0	0	0	1	0	0	0	0	0	1
Swedish	44	0	0	0	0	0	0	0	0	0	0	0	0	0	0	0
Vesaya	45	0	0	0	0	0	0	0	0	0	0	0	0	0	0	0
Armenian	46	0	0	0	0	0	0	0	0	1	0	0	0	0	0	1
American Sign Language	47	0	0	0	0	0	0	0	0	1	0	0	0	0	0	1
Cambodian	48	0	0	0	0	0	0	0	0	1	0	0	0	0	0	1
Spanglish	49	0	0	0	0	0	0	0	0	1	0	0	0	0	0	1
Tigrigna	50	0	0	0	0	0	0	0	0	1	0	0	0	0	0	1
Oriya	51	0	0	0	0	0	0	0	0	0	0	0	0	0	0	0
Hmong	52	0	0	0	0	0	0	0	0	0	0	0	0	0	0	0
Marathi	53	0	0	0	0	0	0	0	0	1	0	0	0	0	0	1
Wolof	54	0	0	0	0	0	0	0	0	1	0	0	0	0	0	1
Pangasian	55	0	0	0	0	0	0	0	0	0	0	0	0	0	0	0
Scottish	56	0	0	0	0	0	0	0	0	0	0	0	0	0	0	0
Macedonian	57	0	0	0	0	0	0	0	0	0	0	0	0	0	0	0
Hawaiian	58	0	0	0	0	0	0	0	0	0	0	0	0	0	0	0
Fulani	59	0	0	0	0	0	0	0	0	0	0	0	0	0	0	0
Greek	60	0	0	0	0	0	0	0	0	0	0	0	0	0	0	0
Cajun	61	0	0	0	0	0	0	0	0	0	0	0	0	0	0	0
Akkadian	62	0	0	0	0	0	0	0	0	0	0	0	0	0	0	0
No answer	99	0	0	0	0	0	50	0	0	13	0	0	0	0	0	63
Not applicable (Did not do ISSP)	IAP	13626	354	7542	353	5907	8967	2817	2765	1596	4510	2023	2044	1974	2538	57016

[VAR: SPKHOME2] (CONTINUED)

<u>RESPONSE</u>	<u>PUNCH</u>	<u>YEAR</u>														
		<u>1972-82</u>	<u>1982B</u>	<u>1983-87</u>	<u>1987B</u>	<u>1988-91</u>	<u>1993-98</u>	<u>2000</u>	<u>2002</u>	<u>2004</u>	<u>2006</u>	<u>2008</u>	<u>2010</u>	<u>2012</u>	<u>2014</u>	<u>ALL</u>
Vietnamese	37	0	0	0	0	0	1	0	0	0	0	0	0	0	0	1
Norwegian	38	0	0	0	0	0	0	0	0	1	0	0	0	0	0	1
Malaysian	39	0	0	0	0	0	0	0	0	0	0	0	0	0	0	0
Latin	40	0	0	0	0	0	0	0	0	1	0	0	0	0	0	1
Czech	41	0	0	0	0	0	0	0	0	0	0	0	0	0	0	0
Hindu	42	0	0	0	0	0	1	0	0	2	0	0	0	0	0	3
Swedish	44	0	0	0	0	0	0	0	0	2	0	0	0	0	0	2
Vesaya	45	0	0	0	0	0	0	0	0	1	0	0	0	0	0	1
Armenian	46	0	0	0	0	0	0	0	0	0	0	0	0	0	0	0
American Sign Language	47	0	0	0	0	0	0	0	0	4	0	0	0	0	0	4
Cambodian	48	0	0	0	0	0	0	0	0	0	0	0	0	0	0	0
Spanglish	49	0	0	0	0	0	0	0	0	0	0	0	0	0	0	0
Tigrigna	50	0	0	0	0	0	0	0	0	0	0	0	0	0	0	0
Oriya	51	0	0	0	0	0	0	0	0	1	0	0	0	0	0	1
Hnong	52	0	0	0	0	0	0	0	0	1	0	0	0	0	0	1
Marathi	53	0	0	0	0	0	0	0	0	0	0	0	0	0	0	0
Wolof	54	0	0	0	0	0	0	0	0	0	0	0	0	0	0	0
Pangasian	55	0	0	0	0	0	0	0	0	1	0	0	0	0	0	1
Scottish	56	0	0	0	0	0	0	0	0	0	0	0	0	0	0	0
Macedonian	57	0	0	0	0	0	0	0	0	1	0	0	0	0	0	1
Hawaiian	58	0	0	0	0	0	0	0	0	1	0	0	0	0	0	1
Fulani	59	0	0	0	0	0	0	0	0	1	0	0	0	0	0	1
Greek	60	0	0	0	0	0	0	0	0	3	0	0	0	0	0	3
Cajun	61	0	0	0	0	0	0	0	0	1	0	0	0	0	0	1
Akkadian	62	0	0	0	0	0	0	0	0	0	0	0	0	0	0	0
Don't Know	98	0	0	0	0	0	0	0	0	2	0	0	0	0	0	2
No answer	99	0	0	0	0	0	1	0	0	11	0	0	0	0	0	12
Not applicable (Did not do ISSP. No second language)	IAP	13626	354	7542	353	5907	10251	2817	2765	2648	4510	2023	2044	1974	2538	59352

[VAR: SPKLANG2]

<u>RESPONSE</u>	<u>PUNCH</u>	<u>YEAR</u>														
		<u>1972-82</u>	<u>1982B</u>	<u>1983-87</u>	<u>1987B</u>	<u>1988-91</u>	<u>1993-98</u>	<u>2000</u>	<u>2002</u>	<u>2004</u>	<u>2006</u>	<u>2008</u>	<u>2010</u>	<u>2012</u>	<u>2014</u>	<u>ALL</u>
Khmer	18	0	0	0	0	0	0	0	0	0	0	0	0	0	0	
Korean	19	0	0	0	0	0	1	0	0	0	0	0	0	0	1	
Navajo	20	0	0	0	0	0	2	0	0	0	0	0	0	0	2	
Malayam	21	0	0	0	0	0	0	0	0	0	0	0	0	0	0	
Arabic	22	0	0	0	0	0	2	0	0	0	0	0	0	0	2	
Farsi/Persian	23	0	0	0	0	0	1	0	0	0	0	0	0	0	1	
Serbian	24	0	0	0	0	0	0	0	0	0	0	0	0	0	0	
Lithuanian	25	0	0	0	0	0	1	0	0	0	0	0	0	0	1	
Thai	27	0	0	0	0	0	0	0	0	0	0	0	0	0	0	
Gujarati	28	0	0	0	0	0	1	0	0	0	0	0	0	0	1	
Dari	30	0	0	0	0	0	0	0	0	0	0	0	0	0	0	
Slovak	31	0	0	0	0	0	0	0	0	0	0	0	0	0	0	
Japanese	32	0	0	0	0	0	0	0	0	0	0	0	0	0	0	
Portuguese	33	0	0	0	0	0	0	0	0	0	0	0	0	0	0	
Vajun	34	0	0	0	0	0	0	0	0	0	0	0	0	0	0	
Yiddish	35	0	0	0	0	0	1	0	0	0	0	0	0	0	1	
Creole	36	0	0	0	0	0	1	0	0	0	0	0	0	0	1	
Vietnamese	37	0	0	0	0	0	1	0	0	0	0	0	0	0	1	
Norwegian	38	0	0	0	0	0	1	0	0	0	0	0	0	0	1	
Malaysian	39	0	0	0	0	0	1	0	0	0	0	0	0	0	1	
Latin	40	0	0	0	0	0	1	0	0	0	0	0	0	0	1	
Czech	41	0	0	0	0	0	1	0	0	0	0	0	0	0	1	
Hindu	42	0	0	0	0	0	1	0	0	0	0	0	0	0	1	
Swedish	44	0	0	0	0	0	0	0	0	0	0	0	0	0	0	
Vesaya	45	0	0	0	0	0	0	0	0	0	0	0	0	0	0	
No answer	99	0	0	0	0	0	1	0	0	0	0	0	0	0	1	
Not applicable (Did not do ISSP No second language)	IAP	13626	354	7542	353	5907	10187	2817	2765	2812	4510	2023	2044	1974	2538	59452

[VAR: SPKLANG3] (CONTINUED)

<u>RESPONSE</u>	<u>PUNCH</u>	<u>YEAR</u>														
		<u>1972-82</u>	<u>1982B</u>	<u>1983-87</u>	<u>1987B</u>	<u>1988-91</u>	<u>1993-98</u>	<u>2000</u>	<u>2002</u>	<u>2004</u>	<u>2006</u>	<u>2008</u>	<u>2010</u>	<u>2012</u>	<u>2014</u>	<u>ALL</u>
Vietnamese	37	0	0	0	0	0	0	0	0	0	0	0	0	0	0	0
Norwegian	38	0	0	0	0	0	0	0	0	0	0	0	0	0	0	0
Malaysian	39	0	0	0	0	0	0	0	0	0	0	0	0	0	0	0
Latin	40	0	0	0	0	0	0	0	0	0	0	0	0	0	0	0
Czech	41	0	0	0	0	0	0	0	0	0	0	0	0	0	0	0
Hindu	42	0	0	0	0	0	2	0	0	0	0	0	0	0	0	2
Hakka	43	0	0	0	0	0	1	0	0	0	0	0	0	0	0	1
Swedish	44	0	0	0	0	0	0	0	0	0	0	0	0	0	0	0
Vesaya	45	0	0	0	0	0	0	0	0	0	0	0	0	0	0	0
No answer	99	0	0	0	0	0	1	0	0	0	0	0	0	0	0	1
Not applicable (Did not do ISSP. No third language)	IAP	13626	354	7542	353	5907	10309	2817	2765	2812	4510	2023	2044	1974	2538	59574

1732. A. Are you a citizen of America?

[VAR: CITIZEN]

<u>RESPONSE</u>	<u>PUNCH</u>	<u>YEAR</u>														
		<u>1972-82</u>	<u>1982B</u>	<u>1983-87</u>	<u>1987B</u>	<u>1988-91</u>	<u>1993-98</u>	<u>2000</u>	<u>2002</u>	<u>2004</u>	<u>2006</u>	<u>2008</u>	<u>2010</u>	<u>2012</u>	<u>2014</u>	<u>ALL</u>
Yes	1	0	0	0	0	0	1285	0	0	1168	0	0	0	0	1186	3639
No	2	0	0	0	0	0	57	0	0	47	0	0	0	0	84	188
Don't know	8	0	0	0	0	0	0	0	0	0	0	0	0	0	0	0
No answer	9	0	0	0	0	0	25	0	0	1	0	0	0	0	4	30
Not applicable (Did not do ISSP)	IAP	13626	354	7542	353	5907	8967	2817	2765	1596	4510	2023	2044	1974	1264	55742

B. At the time of your birth, were both, one or neither of your parents citizens of America?

[VAR: PARCIT]

<u>RESPONSE</u>	<u>PUNCH</u>	<u>YEAR</u>														
		<u>1972-82</u>	<u>1982B</u>	<u>1983-87</u>	<u>1987B</u>	<u>1988-91</u>	<u>1993-98</u>	<u>2000</u>	<u>2002</u>	<u>2004</u>	<u>2006</u>	<u>2008</u>	<u>2010</u>	<u>2012</u>	<u>2014</u>	<u>ALL</u>
Both were citizens of America	1	0	0	0	0	0	1218	0	0	1065	0	0	0	0	1048	3331
Only father was a citizen of America	2	0	0	0	0	0	17	0	0	18	0	0	0	0	29	64
Only mother was a citizen of America	3	0	0	0	0	0	13	0	0	17	0	0	0	0	13	43
Neither parent was a citizen of America	4	0	0	0	0	0	99	0	0	113	0	0	0	0	174	386
Don't know	8	0	0	0	0	0	2	0	0	2	0	0	0	0	6	10
No answer	9	0	0	0	0	0	18	0	0	1	0	0	0	0	4	23
Not applicable (Did not do ISSP)	IAP	13626	354	7542	353	5907	8967	2817	2765	1596	4510	2023	2044	1974	1264	55742

1733. How close do you feel to your ethnic or racial group?

[VAR: ETHCLOSE]

<u>RESPONSE</u>	<u>PUNCH</u>	<u>YEAR</u>														
		<u>1972-82</u>	<u>1982B</u>	<u>1983-87</u>	<u>1987B</u>	<u>1988-91</u>	<u>1993-98</u>	<u>2000</u>	<u>2002</u>	<u>2004</u>	<u>2006</u>	<u>2008</u>	<u>2010</u>	<u>2012</u>	<u>2014</u>	<u>ALL</u>
Very close	1	0	0	0	0	0	490	0	0	467	0	0	0	0	0	957
Close	2	0	0	0	0	0	474	0	0	410	0	0	0	0	0	884
Not very close	3	0	0	0	0	0	216	0	0	205	0	0	0	0	0	421
Not close at all	4	0	0	0	0	0	67	0	0	50	0	0	0	0	0	117
Can't choose	8	0	0	0	0	0	96	0	0	79	0	0	0	0	0	175
No answer	9	0	0	0	0	0	24	0	0	5	0	0	0	0	0	29
Not applicable (Did not do ISSP)	IAP	13626	354	7542	353	5907	8967	2817	2765	1596	4510	2023	2044	1974	2538	57016

1734. How much have you heard or read about the North American Free Trade Agreement or NAFTA?

[VAR: NAFTA1]

<u>RESPONSE</u>	<u>PUNCH</u>	<u>YEAR</u>														
		<u>1972-82</u>	<u>1982B</u>	<u>1983-87</u>	<u>1987B</u>	<u>1988-91</u>	<u>1993-98</u>	<u>2000</u>	<u>2002</u>	<u>2004</u>	<u>2006</u>	<u>2008</u>	<u>2010</u>	<u>2012</u>	<u>2014</u>	<u>ALL</u>
A lot	1	0	0	0	0	0	181	0	0	143	0	0	0	0	94	418
Quite a bit	2	0	0	0	0	0	406	0	0	289	0	0	0	0	223	918
Not much	3	0	0	0	0	0	561	0	0	554	0	0	0	0	576	1691
Nothing at all	4	0	0	0	0	0	199	0	0	221	0	0	0	0	337	757
Don't know	8	0	0	0	0	0	1	0	0	3	0	0	0	0	40	44
No answer	9	0	0	0	0	0	19	0	0	6	0	0	0	0	4	29
Not applicable (Did not do ISSP)	IAP	13626	354	7542	353	5907	8967	2817	2765	1596	4510	2023	2044	1974	1264	55742

1668. Generally speaking, would you say that America benefits or does not benefit from being a member of NAFTA?

[VAR: NAFTA2]

<u>RESPONSE</u>	<u>PUNCH</u>	<u>YEAR</u>														
		<u>1972-82</u>	<u>1982B</u>	<u>1983-87</u>	<u>1987B</u>	<u>1988-91</u>	<u>1993-98</u>	<u>2000</u>	<u>2002</u>	<u>2004</u>	<u>2006</u>	<u>2008</u>	<u>2010</u>	<u>2012</u>	<u>2014</u>	<u>ALL</u>
Benefits	1	0	0	0	0	0	377	0	0	0	0	0	0	0	0	377
Does not benefit	2	0	0	0	0	0	270	0	0	0	0	0	0	0	0	270
Don't know	3	0	0	0	0	0	581	0	0	0	0	0	0	0	0	581
Have never heard of NAFTA	4	0	0	0	0	0	120	0	0	0	0	0	0	0	0	120
No answer	9	0	0	0	0	0	19	0	0	0	0	0	0	0	0	19
Not applicable (Did not do ISSP)	IAP	13626	354	7542	353	5907	8967	2817	2765	2812	4510	2023	2044	1974	2538	58232

1735. We are all part of different groups. Some are more important to us than others when we think of ourselves.
In general, which in the following list is most important to you in describing who you are? and the second most important?
and the third most important?

A. Most Important

[VAR: SOCID1]

RESPONSE	PUNCH	YEAR														
		1972-82	1982B	1983-87	1987B	1988-91	1993-98	2000	2002	2004	2006	2008	2010	2012	2014	ALL
Your current or previous occupation (or being a homemaker)	1	0	0	0	0	0	0	0	0	186	0	0	0	0	0	186
Your race/ethnic background	2	0	0	0	0	0	0	0	0	52	0	0	0	0	0	52
Your gender (that is, being a man or woman)	3	0	0	0	0	0	0	0	0	103	0	0	0	0	0	103
Your age group (Young, Middle Age, Old)	4	0	0	0	0	0	0	0	0	42	0	0	0	0	0	42
Your religion (or being agnostic or atheist)	5	0	0	0	0	0	0	0	0	132	0	0	0	0	0	132
Your preferred political party, group, or movement.	6	0	0	0	0	0	0	0	0	5	0	0	0	0	0	5
Your nationality	7	0	0	0	0	0	0	0	0	29	0	0	0	0	0	29
Family or marital status (that is, son/daughter, mother/father, grandfather/grandmother, husband/wife, widower/widow, not married, or other similar)	8	0	0	0	0	0	0	0	0	581	0	0	0	0	0	581
Your social class (that is, upper, middle, lower, working, or similar categories)	9	0	0	0	0	0	0	0	0	25	0	0	0	0	0	25
The part of America that you live in	10	0	0	0	0	0	0	0	0	46	0	0	0	0	0	46
Don't know	98	0	0	0	0	0	0	0	0	11	0	0	0	0	0	11
No answer	99	0	0	0	0	0	0	0	0	4	0	0	0	0	0	4
Not applicable	IAP	13626	354	7542	353	5907	10334	2817	2765	1596	4510	2023	2044	1974	2538	58383

B. Second Most Important

[VAR: SOCID2]

<u>RESPONSE</u>	<u>PUNCH</u>	<u>YEAR</u>														
		<u>1972-82</u>	<u>1982B</u>	<u>1983-87</u>	<u>1987B</u>	<u>1988-91</u>	<u>1993-98</u>	<u>2000</u>	<u>2002</u>	<u>2004</u>	<u>2006</u>	<u>2008</u>	<u>2010</u>	<u>2012</u>	<u>2014</u>	<u>ALL</u>
Your current or previous occupation (or being a homemaker)	1	0	0	0	0	0	0	0	0	236	0	0	0	0	0	236
Your race/ethnic background	2	0	0	0	0	0	0	0	0	74	0	0	0	0	0	74
Your gender (that is, being a man or woman)	3	0	0	0	0	0	0	0	0	102	0	0	0	0	0	102
Your age group (Young, Middle Age, Old)	4	0	0	0	0	0	0	0	0	118	0	0	0	0	0	118
Your religion (or being agnostic or atheist)	5	0	0	0	0	0	0	0	0	158	0	0	0	0	0	158
Your preferred political party, group, or movement.	6	0	0	0	0	0	0	0	0	14	0	0	0	0	0	14
Your nationality	7	0	0	0	0	0	0	0	0	63	0	0	0	0	0	63
Family or marital status (that is, son/daughter, mother/father, grandfather/grandmother, husband/wife, widower/widow, not married, or other similar)	8	0	0	0	0	0	0	0	0	236	0	0	0	0	0	236
Your social class (that is, upper, middle, lower, working, or similar categories)	9	0	0	0	0	0	0	0	0	75	0	0	0	0	0	75
The part of America that you live in	10	0	0	0	0	0	0	0	0	120	0	0	0	0	0	120
Don't know	98	0	0	0	0	0	0	0	0	13	0	0	0	0	0	13
No answer	99	0	0	0	0	0	0	0	0	7	0	0	0	0	0	7
Not applicable	IAP	13626	354	7542	353	5907	10334	2817	2765	1596	4510	2023	2044	1974	2538	58383

C. Third Most Important

[VAR: SOCID3]

<u>RESPONSE</u>	<u>PUNCH</u>	<u>YEAR</u>														
		<u>1972-82</u>	<u>1982B</u>	<u>1983-87</u>	<u>1987B</u>	<u>1988-91</u>	<u>1993-98</u>	<u>2000</u>	<u>2002</u>	<u>2004</u>	<u>2006</u>	<u>2008</u>	<u>2010</u>	<u>2012</u>	<u>2014</u>	<u>ALL</u>
Your current or previous occupation (or being a homemaker)	1	0	0	0	0	0	0	0	0	165	0	0	0	0	0	165
Your race/ethnic background	2	0	0	0	0	0	0	0	0	72	0	0	0	0	0	72
Your gender (that is, being a man or woman)	3	0	0	0	0	0	0	0	0	140	0	0	0	0	0	140
Your age group (Young, Middle Age, Old)	4	0	0	0	0	0	0	0	0	128	0	0	0	0	0	128
Your religion (or being agnostic or atheist)	5	0	0	0	0	0	0	0	0	94	0	0	0	0	0	94
Your preferred political party, group, or movement.	6	0	0	0	0	0	0	0	0	32	0	0	0	0	0	32
Your nationality	7	0	0	0	0	0	0	0	0	64	0	0	0	0	0	64
Family or marital status (that is, son/daughter, mother/father, grandfather/grandmother, husband/wife, widower/widow, not married, or other similar)	8	0	0	0	0	0	0	0	0	124	0	0	0	0	0	124
Your social class (that is, upper, middle, lower, working, or similar categories)	9	0	0	0	0	0	0	0	0	122	0	0	0	0	0	122
The part of America that you live in	10	0	0	0	0	0	0	0	0	242	0	0	0	0	0	242
Don't know	98	0	0	0	0	0	0	0	0	26	0	0	0	0	0	26
No answer	99	0	0	0	0	0	0	0	0	7	0	0	0	0	0	7
Not applicable	IAP	13626	354	7542	353	5907	10334	2817	2765	1596	4510	2023	2044	1974	2538	58383

1736. Some people say that the following things are important for being truly American. Others say they are not important.
How important do you think each of the following is... (Please, select one response)

To have American ancestry

[VAR: AMANCSTR]

RESPONSE	PUNCH	YEAR														
		1972-82	1982B	1983-87	1987B	1988-91	1993-98	2000	2002	2004	2006	2008	2010	2012	2014	ALL
Very important	1	0	0	0	0	0	0	0	0	388	0	0	0	0	304	692
Fairly important	2	0	0	0	0	0	0	0	0	267	0	0	0	0	220	487
Not very important	3	0	0	0	0	0	0	0	0	368	0	0	0	0	408	776
Not important at all	4	0	0	0	0	0	0	0	0	164	0	0	0	0	310	474
Cant Choose	8	0	0	0	0	0	0	0	0	26	0	0	0	0	28	54
No answer	9	0	0	0	0	0	0	0	0	3	0	0	0	0	4	7
Not applicable	IAP	13626	354	7542	353	5907	10334	2817	2765	1596	4510	2023	2044	1974	1264	57109

REMARKS: AMANCSTR was asked at the end of the set of questions AMBORNIN-AMFEEL. This set was a part of the 1995-96 ISSP Module on National Identity.

1737. I am often less proud of America than I would like to be.

[VAR: LESSPRD]

RESPONSE	PUNCH	YEAR														
		1972-82	1982B	1983-87	1987B	1988-91	1993-98	2000	2002	2004	2006	2008	2010	2012	2014	ALL
Strongly agree	1	0	0	0	0	0	0	0	0	71	0	0	0	0	74	145
Agree	2	0	0	0	0	0	0	0	0	314	0	0	0	0	400	714
Neither disagree or agree	3	0	0	0	0	0	0	0	0	256	0	0	0	0	259	515
Disagree	4	0	0	0	0	0	0	0	0	453	0	0	0	0	428	881
Strongly disagree	5	0	0	0	0	0	0	0	0	107	0	0	0	0	72	179
Cant choose	8	0	0	0	0	0	0	0	0	14	0	0	0	0	35	49
No answer	9	0	0	0	0	0	0	0	0	1	0	0	0	0	6	7
Not applicable	IAP	13626	354	7542	353	5907	10334	2817	2765	1596	4510	2023	2044	1974	1264	57109

REMARKS: LESSPRD was asked at the end of the set of questions AMCITIZN-AMSPORTS. This set was a part of the 1995-96 ISSP Module on National Identity.

1738. How much do you agree or disagree with the following statements? (Please, select one response)

A. Large international companies are doing more and more damage to local businesses in America.

[VAR: INTLINCS]

<u>RESPONSE</u>	<u>PUNCH</u>	<u>YEAR</u>														
		<u>1972-82</u>	<u>1982B</u>	<u>1983-87</u>	<u>1987B</u>	<u>1988-91</u>	<u>1993-98</u>	<u>2000</u>	<u>2002</u>	<u>2004</u>	<u>2006</u>	<u>2008</u>	<u>2010</u>	<u>2012</u>	<u>2014</u>	<u>ALL</u>
Strongly agree	1	0	0	0	0	0	0	0	0	272	0	0	0	0	217	489
Agree	2	0	0	0	0	0	0	0	0	435	0	0	0	0	568	1003
Neither disagree or agree	3	0	0	0	0	0	0	0	0	287	0	0	0	0	269	556
Disagree	4	0	0	0	0	0	0	0	0	150	0	0	0	0	132	282
Strongly disagree	5	0	0	0	0	0	0	0	0	17	0	0	0	0	17	34
Cant choose	8	0	0	0	0	0	0	0	0	54	0	0	0	0	68	122
No answer	9	0	0	0	0	0	0	0	0	1	0	0	0	0	3	4
Not applicable	IAP	13626	354	7542	353	5907	10334	2817	2765	1596	4510	2023	2044	1974	1264	57109

B. Free trade leads to better products becoming available in America.

[VAR: FREETRDE]

<u>RESPONSE</u>	<u>PUNCH</u>	<u>YEAR</u>														
		<u>1972-82</u>	<u>1982B</u>	<u>1983-87</u>	<u>1987B</u>	<u>1988-91</u>	<u>1993-98</u>	<u>2000</u>	<u>2002</u>	<u>2004</u>	<u>2006</u>	<u>2008</u>	<u>2010</u>	<u>2012</u>	<u>2014</u>	<u>ALL</u>
Strongly agree	1	0	0	0	0	0	0	0	0	134	0	0	0	0	105	239
Agree	2	0	0	0	0	0	0	0	0	525	0	0	0	0	582	1107
Neither disagree or agree	3	0	0	0	0	0	0	0	0	297	0	0	0	0	305	602
Disagree	4	0	0	0	0	0	0	0	0	188	0	0	0	0	146	334
Strongly disagree	5	0	0	0	0	0	0	0	0	23	0	0	0	0	37	60
Cant choose	8	0	0	0	0	0	0	0	0	48	0	0	0	0	95	143
No answer	9	0	0	0	0	0	0	0	0	1	0	0	0	0	4	5
Not applicable	IAP	13626	354	7542	353	5907	10334	2817	2765	1596	4510	2023	2044	1974	1264	57109

- C. In general, America should follow the decisions of international organizations to which it belongs, even if the government does not agree with them.

[VAR: DECSORGS]

<u>RESPONSE</u>	<u>PUNCH</u>	<u>YEAR</u>														
		<u>1972-82</u>	<u>1982B</u>	<u>1983-87</u>	<u>1987B</u>	<u>1988-91</u>	<u>1993-98</u>	<u>2000</u>	<u>2002</u>	<u>2004</u>	<u>2006</u>	<u>2008</u>	<u>2010</u>	<u>2012</u>	<u>2014</u>	<u>ALL</u>
Strongly agree	1	0	0	0	0	0	0	0	0	53	0	0	0	0	37	90
Agree	2	0	0	0	0	0	0	0	0	286	0	0	0	0	330	616
Neither disagree or agree	3	0	0	0	0	0	0	0	0	392	0	0	0	0	355	747
Disagree	4	0	0	0	0	0	0	0	0	342	0	0	0	0	346	688
Strongly disagree	5	0	0	0	0	0	0	0	0	65	0	0	0	0	76	141
Cant choose	8	0	0	0	0	0	0	0	0	77	0	0	0	0	125	202
No answer	9	0	0	0	0	0	0	0	0	1	0	0	0	0	5	6
Not applicable	IAP	13626	354	7542	353	5907	10334	2817	2765	1596	4510	2023	2044	1974	1264	57109

- D. International organizations are taking away too much power from the American government.

[VAR: POWRORGS]

<u>RESPONSE</u>	<u>PUNCH</u>	<u>YEAR</u>														
		<u>1972-82</u>	<u>1982B</u>	<u>1983-87</u>	<u>1987B</u>	<u>1988-91</u>	<u>1993-98</u>	<u>2000</u>	<u>2002</u>	<u>2004</u>	<u>2006</u>	<u>2008</u>	<u>2010</u>	<u>2012</u>	<u>2014</u>	<u>ALL</u>
Strongly agree	1	0	0	0	0	0	0	0	0	112	0	0	0	0	75	187
Agree	2	0	0	0	0	0	0	0	0	303	0	0	0	0	322	625
Neither disagree or agree	3	0	0	0	0	0	0	0	0	377	0	0	0	0	351	728
Disagree	4	0	0	0	0	0	0	0	0	329	0	0	0	0	362	691
Strongly disagree	5	0	0	0	0	0	0	0	0	28	0	0	0	0	35	63
Cant choose	8	0	0	0	0	0	0	0	0	66	0	0	0	0	125	191
No answer	9	0	0	0	0	0	0	0	0	1	0	0	0	0	4	5
Not applicable	IAP	13626	354	7542	353	5907	10334	2817	2765	1596	4510	2023	2044	1974	1264	57109

E. I feel more like a citizen of the world than of any country.

[VAR: CITWORLD]

<u>RESPONSE</u>	<u>PUNCH</u>	<u>YEAR</u>														
		<u>1972-82</u>	<u>1982B</u>	<u>1983-87</u>	<u>1987B</u>	<u>1988-91</u>	<u>1993-98</u>	<u>2000</u>	<u>2002</u>	<u>2004</u>	<u>2006</u>	<u>2008</u>	<u>2010</u>	<u>2012</u>	<u>2014</u>	<u>ALL</u>
Strongly agree	1	0	0	0	0	0	0	0	0	0	0	0	0	0	68	68
Agree	2	0	0	0	0	0	0	0	0	0	0	0	0	0	287	287
Neither disagree or agree	3	0	0	0	0	0	0	0	0	0	0	0	0	0	222	222
Disagree	4	0	0	0	0	0	0	0	0	0	0	0	0	0	529	529
Strongly disagree	5	0	0	0	0	0	0	0	0	0	0	0	0	0	129	129
Cant choose	8	0	0	0	0	0	0	0	0	0	0	0	0	0	36	36
No answer	9	0	0	0	0	0	0	0	0	0	0	0	0	0	3	3
Not applicable	IAP	13626	354	7542	353	5907	10334	2817	2765	2812	4510	2023	2044	1974	1264	58325

F. Increased exposure to foreign films, music, and books is damaging our national and local cultures.

[VAR: FORCULT]

<u>RESPONSE</u>	<u>PUNCH</u>	<u>YEAR</u>														
		<u>1972-82</u>	<u>1982B</u>	<u>1983-87</u>	<u>1987B</u>	<u>1988-91</u>	<u>1993-98</u>	<u>2000</u>	<u>2002</u>	<u>2004</u>	<u>2006</u>	<u>2008</u>	<u>2010</u>	<u>2012</u>	<u>2014</u>	<u>ALL</u>
Strongly agree	1	0	0	0	0	0	0	0	0	43	0	0	0	0	0	43
Agree	2	0	0	0	0	0	0	0	0	127	0	0	0	0	0	127
Neither disagree or agree	3	0	0	0	0	0	0	0	0	257	0	0	0	0	0	257
Disagree	4	0	0	0	0	0	0	0	0	533	0	0	0	0	0	533
Strongly disagree	5	0	0	0	0	0	0	0	0	217	0	0	0	0	0	217
Cant choose	8	0	0	0	0	0	0	0	0	38	0	0	0	0	0	38
No answer	9	0	0	0	0	0	0	0	0	1	0	0	0	0	0	1
Not applicable	IAP	13626	354	7542	353	5907	10334	2817	2765	1596	4510	2023	2044	1974	2538	58383

G. A benefit of the Internet is that it makes information available to more and more people worldwide.

[VAR: INTERNET]

<u>RESPONSE</u>	<u>PUNCH</u>	<u>YEAR</u>														
		<u>1972-82</u>	<u>1982B</u>	<u>1983-87</u>	<u>1987B</u>	<u>1988-91</u>	<u>1993-98</u>	<u>2000</u>	<u>2002</u>	<u>2004</u>	<u>2006</u>	<u>2008</u>	<u>2010</u>	<u>2012</u>	<u>2014</u>	<u>ALL</u>
Strongly agree	1	0	0	0	0	0	0	0	0	574	0	0	0	0	0	574
Agree	2	0	0	0	0	0	0	0	0	519	0	0	0	0	0	519
Neither disagree or agree	3	0	0	0	0	0	0	0	0	79	0	0	0	0	0	79
Disagree	4	0	0	0	0	0	0	0	0	20	0	0	0	0	0	20
Strongly disagree	5	0	0	0	0	0	0	0	0	6	0	0	0	0	0	6
Cant choose	8	0	0	0	0	0	0	0	0	17	0	0	0	0	0	17
No answer	9	0	0	0	0	0	0	0	0	1	0	0	0	0	0	1
Not applicable	IAP	13626	354	7542	353	5907	10334	2817	2765	1596	4510	2023	2044	1974	2538	58383

1739. There are different opinions about immigrants from other countries living in America. (By "immigrants" we mean people who come to settle in America) . How much do you agree or disagree with each of the following statements?
(Please, select one response)

A. Immigrants improve American society by bringing in new ideas and cultures

[VAR: IMMIMP]

<u>RESPONSE</u>	<u>PUNCH</u>	<u>YEAR</u>														
		<u>1972-82</u>	<u>1982B</u>	<u>1983-87</u>	<u>1987B</u>	<u>1988-91</u>	<u>1993-98</u>	<u>2000</u>	<u>2002</u>	<u>2004</u>	<u>2006</u>	<u>2008</u>	<u>2010</u>	<u>2012</u>	<u>2014</u>	<u>ALL</u>
Strongly agree	1	0	0	0	0	0	0	0	0	119	0	0	0	0	0	119
Agree	2	0	0	0	0	0	0	0	0	563	0	0	0	0	0	563
Neither disagree or agree	3	0	0	0	0	0	0	0	0	294	0	0	0	0	0	294
Disagree	4	0	0	0	0	0	0	0	0	176	0	0	0	0	0	176
Strongly disagree	5	0	0	0	0	0	0	0	0	40	0	0	0	0	0	40
Cant choose	8	0	0	0	0	0	0	0	0	23	0	0	0	0	0	23
No answer	9	0	0	0	0	0	0	0	0	1	0	0	0	0	0	1
Not applicable	IAP	13626	354	7542	353	5907	10334	2817	2765	1596	4510	2023	2044	1974	2538	58383

B. Government spends too much money assisting immigrants.

[VAR: IMMCOSTS]

<u>RESPONSE</u>	<u>PUNCH</u>	<u>YEAR</u>														
		<u>1972-82</u>	<u>1982B</u>	<u>1983-87</u>	<u>1987B</u>	<u>1988-91</u>	<u>1993-98</u>	<u>2000</u>	<u>2002</u>	<u>2004</u>	<u>2006</u>	<u>2008</u>	<u>2010</u>	<u>2012</u>	<u>2014</u>	<u>ALL</u>
Strongly agree	1	0	0	0	0	0	0	0	0	243	0	0	0	0	0	243
Agree	2	0	0	0	0	0	0	0	0	365	0	0	0	0	0	365
Neither disagree or agree	3	0	0	0	0	0	0	0	0	319	0	0	0	0	0	319
Disagree	4	0	0	0	0	0	0	0	0	208	0	0	0	0	0	208
Strongly disagree	5	0	0	0	0	0	0	0	0	44	0	0	0	0	0	44
Cant choose	8	0	0	0	0	0	0	0	0	36	0	0	0	0	0	36
No answer	9	0	0	0	0	0	0	0	0	1	0	0	0	0	0	1
Not applicable	IAP	13626	354	7542	353	5907	10334	2817	2765	1596	4510	2023	2044	1974	2538	58383

C. Children born in America of parents who are not citizens should have the right to become American citizens.

[VAR: KIDSHERE]

<u>RESPONSE</u>	<u>PUNCH</u>	<u>YEAR</u>														
		<u>1972-82</u>	<u>1982B</u>	<u>1983-87</u>	<u>1987B</u>	<u>1988-91</u>	<u>1993-98</u>	<u>2000</u>	<u>2002</u>	<u>2004</u>	<u>2006</u>	<u>2008</u>	<u>2010</u>	<u>2012</u>	<u>2014</u>	<u>ALL</u>
Strongly agree	1	0	0	0	0	0	0	0	0	326	0	0	0	0	0	326
Agree	2	0	0	0	0	0	0	0	0	576	0	0	0	0	0	576
Neither disagree or agree	3	0	0	0	0	0	0	0	0	127	0	0	0	0	0	127
Disagree	4	0	0	0	0	0	0	0	0	113	0	0	0	0	0	113
Strongly disagree	5	0	0	0	0	0	0	0	0	51	0	0	0	0	0	51
Cant choose	8	0	0	0	0	0	0	0	0	22	0	0	0	0	0	22
No answer	9	0	0	0	0	0	0	0	0	1	0	0	0	0	0	1
Not applicable	IAP	13626	354	7542	353	5907	10334	2817	2765	1596	4510	2023	2044	1974	2538	58383

- D. Children born abroad should have the right to become American citizens if at least one of their parents is an American citizen.

[VAR: KIDSAWAY]

<u>RESPONSE</u>	<u>PUNCH</u>	<u>YEAR</u>														
		<u>1972-82</u>	<u>1982B</u>	<u>1983-87</u>	<u>1987B</u>	<u>1988-91</u>	<u>1993-98</u>	<u>2000</u>	<u>2002</u>	<u>2004</u>	<u>2006</u>	<u>2008</u>	<u>2010</u>	<u>2012</u>	<u>2014</u>	<u>ALL</u>
Strongly agree	1	0	0	0	0	0	0	0	0	311	0	0	0	0	0	311
Agree	2	0	0	0	0	0	0	0	0	713	0	0	0	0	0	713
Neither disagree or agree	3	0	0	0	0	0	0	0	0	124	0	0	0	0	0	124
Disagree	4	0	0	0	0	0	0	0	0	43	0	0	0	0	0	43
Strongly disagree	5	0	0	0	0	0	0	0	0	6	0	0	0	0	0	6
Cant choose	8	0	0	0	0	0	0	0	0	18	0	0	0	0	0	18
No answer	9	0	0	0	0	0	0	0	0	1	0	0	0	0	0	1
Not applicable	IAP	13626	354	7542	353	5907	10334	2817	2765	1596	4510	2023	2044	1974	2538	58383

- E. Legal immigrants to America who are not citizens should have the same rights as American citizens.

[VAR: IMMRGHTS]

<u>RESPONSE</u>	<u>PUNCH</u>	<u>YEAR</u>														
		<u>1972-82</u>	<u>1982B</u>	<u>1983-87</u>	<u>1987B</u>	<u>1988-91</u>	<u>1993-98</u>	<u>2000</u>	<u>2002</u>	<u>2004</u>	<u>2006</u>	<u>2008</u>	<u>2010</u>	<u>2012</u>	<u>2014</u>	<u>ALL</u>
Strongly agree	1	0	0	0	0	0	0	0	0	139	0	0	0	0	85	224
Agree	2	0	0	0	0	0	0	0	0	319	0	0	0	0	377	696
Neither disagree or agree	3	0	0	0	0	0	0	0	0	186	0	0	0	0	152	338
Disagree	4	0	0	0	0	0	0	0	0	418	0	0	0	0	500	918
Strongly disagree	5	0	0	0	0	0	0	0	0	128	0	0	0	0	128	256
Cant choose	8	0	0	0	0	0	0	0	0	24	0	0	0	0	28	52
No answer	9	0	0	0	0	0	0	0	0	2	0	0	0	0	4	6
Not applicable	IAP	13626	354	7542	353	5907	10334	2817	2765	1596	4510	2023	2044	1974	1264	57109

1740. How proud are you of being American? (Please, select one response)

[VAR: AMPROUD1]

<u>RESPONSE</u>	<u>PUNCH</u>	<u>YEAR</u>														
		<u>1972-82</u>	<u>1982B</u>	<u>1983-87</u>	<u>1987B</u>	<u>1988-91</u>	<u>1993-98</u>	<u>2000</u>	<u>2002</u>	<u>2004</u>	<u>2006</u>	<u>2008</u>	<u>2010</u>	<u>2012</u>	<u>2014</u>	<u>ALL</u>
Very proud	1	0	0	0	0	0	0	0	0	937	0	0	0	0	853	1790
Somewhat proud	2	0	0	0	0	0	0	0	0	210	0	0	0	0	333	543
Not very proud	3	0	0	0	0	0	0	0	0	23	0	0	0	0	23	46
Not proud at all	4	0	0	0	0	0	0	0	0	4	0	0	0	0	7	11
I am not American	5	0	0	0	0	0	0	0	0	25	0	0	0	0	29	54
Can't choose	8	0	0	0	0	0	0	0	0	15	0	0	0	0	26	41
No answer	9	0	0	0	0	0	0	0	0	2	0	0	0	0	3	5
Not applicable	IAP	13626	354	7542	353	5907	10334	2817	2765	1596	4510	2023	2044	1974	1264	57109

1741. A. How strongly do you agree or disagree with the following statement? (Please, select one response)
Generally speaking, would you say that America benefits or does not benefit from being a member of NAFTA?

[VAR: NAFTA2A]

<u>RESPONSE</u>	<u>PUNCH</u>	<u>YEAR</u>														
		<u>1972-82</u>	<u>1982B</u>	<u>1983-87</u>	<u>1987B</u>	<u>1988-91</u>	<u>1993-98</u>	<u>2000</u>	<u>2002</u>	<u>2004</u>	<u>2006</u>	<u>2008</u>	<u>2010</u>	<u>2012</u>	<u>2014</u>	<u>ALL</u>
Greatly benefits	1	0	0	0	0	0	0	0	0	52	0	0	0	0	57	109
Largely benefits	2	0	0	0	0	0	0	0	0	105	0	0	0	0	116	221
Somewhat benefits	3	0	0	0	0	0	0	0	0	360	0	0	0	0	321	681
Benefits only a little	4	0	0	0	0	0	0	0	0	144	0	0	0	0	110	254
Does not benefit at all	5	0	0	0	0	0	0	0	0	104	0	0	0	0	79	183
Have never heard of NAFTA	7	0	0	0	0	0	0	0	0	109	0	0	0	0	44	153
Don't know	8	0	0	0	0	0	0	0	0	332	0	0	0	0	202	534
No answer	9	0	0	0	0	0	0	0	0	10	0	0	0	0	8	18
Not applicable	IAP	13626	354	7542	353	5907	10334	2817	2765	1596	4510	2023	2044	1974	1601	57446

B. How strongly do you agree or disagree with the following statement? (Please, select one response)
 America should follow NAFTA decisions, even if it does not agree with them.

[VAR: NAFTA3]

RESPONSE	PUNCH	YEAR														
		1972-82	1982B	1983-87	1987B	1988-91	1993-98	2000	2002	2004	2006	2008	2010	2012	2014	ALL
Strongly agree	1	0	0	0	0	0	0	0	0	22	0	0	0	0	0	22
Agree	2	0	0	0	0	0	0	0	0	163	0	0	0	0	0	163
Neither disagree or agree	3	0	0	0	0	0	0	0	0	319	0	0	0	0	0	319
Disagree	4	0	0	0	0	0	0	0	0	297	0	0	0	0	0	297
Strongly disagree	5	0	0	0	0	0	0	0	0	64	0	0	0	0	0	64
Cant choose	8	0	0	0	0	0	0	0	0	338	0	0	0	0	0	338
No answer	9	0	0	0	0	0	0	0	0	13	0	0	0	0	0	13
Not applicable	IAP	13626	354	7542	353	5907	10334	2817	2765	1596	4510	2023	2044	1974	2538	58383

1742. How much do you agree of disagree with the following statements?

A. The world would be a better place if Americans acknowledged America's shortcomings.

HAND CARD E1

[VAR: SHORTCOM]

RESPONSE	PUNCH	YEAR														
		1972-82	1982B	1983-87	1987B	1988-91	1993-98	2000	2002	2004	2006	2008	2010	2012	2014	ALL
Agree Strongly	1	0	0	0	0	0	0	0	0	0	0	0	0	0	222	222
Agree	2	0	0	0	0	0	0	0	0	0	0	0	0	0	676	676
Neither Agree nor Disagree	3	0	0	0	0	0	0	0	0	0	0	0	0	0	235	235
Disagree	4	0	0	0	0	0	0	0	0	0	0	0	0	0	83	83
Strongly Disagree	5	0	0	0	0	0	0	0	0	0	0	0	0	0	12	12
Don't know	8	0	0	0	0	0	0	0	0	0	0	0	0	0	43	43
No answer	9	0	0	0	0	0	0	0	0	0	0	0	0	0	3	3
Not applicable	IAP	13626	354	7542	353	5907	10334	2817	2765	2812	4510	2023	2044	1974	1264	58325

B. American culture is generally undermined by immigrants.

HAND
CARD E1

[VAR: IMMCULT]

RESPONSE	PUNCH	YEAR											2014	ALL			
		1972-82	1982B	1983-87	1987B	1988-91	1993-98	2000	2002	2004	2006	2008			2010	2012	
Agree Strongly	1	0	0	0	0	0	0	0	0	0	0	0	0	0	0	36	36
Agree	2	0	0	0	0	0	0	0	0	0	0	0	0	0	0	184	184
Neither Agree nor Disagree	3	0	0	0	0	0	0	0	0	0	0	0	0	0	0	267	267
Disagree	4	0	0	0	0	0	0	0	0	0	0	0	0	0	0	606	606
Strongly Disagree	5	0	0	0	0	0	0	0	0	0	0	0	0	0	0	114	114
Don't know	8	0	0	0	0	0	0	0	0	0	0	0	0	0	0	64	64
No answer	9	0	0	0	0	0	0	0	0	0	0	0	0	0	0	3	3
Not applicable	IAP	13626	354	7542	353	5907	10334	2817	2765	2812	4510	2023	2044	1974	1264	58325	

C. Legal immigrants should have equal access to public education as American citizens.

HAND
CARD E1

[VAR: IMMEDUC]

RESPONSE	PUNCH	YEAR											2014	ALL			
		1972-82	1982B	1983-87	1987B	1988-91	1993-98	2000	2002	2004	2006	2008			2010	2012	
Agree Strongly	1	0	0	0	0	0	0	0	0	0	0	0	0	0	0	288	288
Agree	2	0	0	0	0	0	0	0	0	0	0	0	0	0	0	761	761
Neither Agree nor Disagree	3	0	0	0	0	0	0	0	0	0	0	0	0	0	0	97	97
Disagree	4	0	0	0	0	0	0	0	0	0	0	0	0	0	0	78	78
Disagree Strongly	5	0	0	0	0	0	0	0	0	0	0	0	0	0	0	26	26
Don't know	8	0	0	0	0	0	0	0	0	0	0	0	0	0	0	20	20
No answer	9	0	0	0	0	0	0	0	0	0	0	0	0	0	0	4	4
Not applicable	IAP	13626	354	7542	353	5907	10334	2817	2765	2812	4510	2023	2044	1974	1264	58325	

REMARKS: Handcard E1 contained punches 1-4.

1743. Do you think the number of immigrants to America nowadays should be...

HAND
CARD E8

[VAR: LETIN1A]

RESPONSE	PUNCH	YEAR														
		1972-82	1982B	1983-87	1987B	1988-91	1993-98	2000	2002	2004	2006	2008	2010	2012	2014	ALL
Increased a lot	1	0	0	0	0	0	0	0	0	0	0	0	0	0	41	41
Increased a little	2	0	0	0	0	0	0	0	0	0	0	0	0	0	114	114
Remain the same as it is	3	0	0	0	0	0	0	0	0	0	0	0	0	0	465	465
Reduced a little	4	0	0	0	0	0	0	0	0	0	0	0	0	0	270	270
Reduced a lot, or	5						0	0	0	0	0	0	0	0	210	210
Don't know	8	0	0	0	0	0	0	0	0	0	0	0	0	0	170	170
No answer	9	0	0	0	0	0	0	0	0	0	0	0	0	0	4	4
Not applicable	IAP	13626	354	7542	353	5907	10334	2817	2765	2812	4510	2023	2044	1974	1264	58325

REMARKS: Handcard E8 contained punches 1-5.

1744. Which of these statements about immigrants comes closest to your view:

HAND
CARD E9

[VAR: IMMASSIM]

RESPONSE	PUNCH	YEAR														
		1972-82	1982B	1983-87	1987B	1988-91	1993-98	2000	2002	2004	2006	2008	2010	2012	2014	ALL
Immigrants should retain their culture of origin and not adopt American culture	1	0	0	0	0	0	0	0	0	0	0	0	0	0	36	36
Immigrants should retain their culture of origin and also adopt American culture	2	0	0	0	0	0	0	0	0	0	0	0	0	0	1084	1084
Immigrants should give up their culture of origin and adopt American culture	3	0	0	0	0	0	0	0	0	0	0	0	0	0	65	65
Can't Choose	8	0	0	0	0	0	0	0	0	0	0	0	0	0	85	85
No answer	9	0	0	0	0	0	0	0	0	0	0	0	0	0	4	4
Not applicable	IAP	13626	354	7542	353	5907	10334	2817	2765	2812	4510	2023	2044	1974	1264	58325

REMARKS: Handcard E9 contained punches 1-3.

1745. How much do you agree or disagree that strong patriotic feelings in America...

HAND
CARD E11

A. Strengthen America's place in the world.

[VAR: PATRIOT1]

RESPONSE	PUNCH	YEAR														
		<u>1972-82</u>	<u>1982B</u>	<u>1983-87</u>	<u>1987B</u>	<u>1988-91</u>	<u>1993-98</u>	<u>2000</u>	<u>2002</u>	<u>2004</u>	<u>2006</u>	<u>2008</u>	<u>2010</u>	<u>2012</u>	<u>2014</u>	<u>ALL</u>
Agree Strongly	1	0	0	0	0	0	0	0	0	0	0	0	0	0	446	446
Agree	2	0	0	0	0	0	0	0	0	0	0	0	0	0	475	475
Neither Agree nor Disagree	3	0	0	0	0	0	0	0	0	0	0	0	0	0	216	216
Disagree	4	0	0	0	0	0	0	0	0	0	0	0	0	0	65	65
Disagree Strongly	5	0	0	0	0	0	0	0	0	0	0	0	0	0	10	10
Can't choose	8	0	0	0	0	0	0	0	0	0	0	0	0	0	57	57
No answer	9	0	0	0	0	0	0	0	0	0	0	0	0	0	5	5
Not applicable	IAP	13626	354	7542	353	5907	10334	2817	2765	2812	4510	2023	2044	1974	1264	58325

B. Lead to intolerance in America

[VAR: PATRIOT2]

RESPONSE	PUNCH	YEAR														
		<u>1972-82</u>	<u>1982B</u>	<u>1983-87</u>	<u>1987B</u>	<u>1988-91</u>	<u>1993-98</u>	<u>2000</u>	<u>2002</u>	<u>2004</u>	<u>2006</u>	<u>2008</u>	<u>2010</u>	<u>2012</u>	<u>2014</u>	<u>ALL</u>
Agree Strongly	1	0	0	0	0	0	0	0	0	0	0	0	0	0	86	86
Agree	2	0	0	0	0	0	0	0	0	0	0	0	0	0	443	443
Neither Agree nor Disagree	3	0	0	0	0	0	0	0	0	0	0	0	0	0	311	311
Disagree	4	0	0	0	0	0	0	0	0	0	0	0	0	0	275	275
Disagree Strongly	5	0	0	0	0	0	0	0	0	0	0	0	0	0	49	49
Can't choose	8	0	0	0	0	0	0	0	0	0	0	0	0	0	106	106
No answer	9	0	0	0	0	0	0	0	0	0	0	0	0	0	4	4
Not applicable	IAP	13626	354	7542	353	5907	10334	2817	2765	2812	4510	2023	2044	1974	1264	58325

C. Are needed for America to remain united.

[VAR: PATRIOT3]

<u>RESPONSE</u>	<u>PUNCH</u>	<u>YEAR</u>														
		<u>1972-82</u>	<u>1982B</u>	<u>1983-87</u>	<u>1987B</u>	<u>1988-91</u>	<u>1993-98</u>	<u>2000</u>	<u>2002</u>	<u>2004</u>	<u>2006</u>	<u>2008</u>	<u>2010</u>	<u>2012</u>	<u>2014</u>	<u>ALL</u>
Agree Strongly	1	0	0	0	0	0	0	0	0	0	0	0	0	0	347	347
Agree	2	0	0	0	0	0	0	0	0	0	0	0	0	0	619	619
Neither Agree nor Disagree	3	0	0	0	0	0	0	0	0	0	0	0	0	0	157	157
Disagree	4	0	0	0	0	0	0	0	0	0	0	0	0	0	100	100
Disagree Strongly	5	0	0	0	0	0	0	0	0	0	0	0	0	0	10	10
Can't choose	8	0	0	0	0	0	0	0	0	0	0	0	0	0	36	36
No answer	9	0	0	0	0	0	0	0	0	0	0	0	0	0	5	5
Not applicable	IAP	13626	354	7542	353	5907	10334	2817	2765	2812	4510	2023	2044	1974	1264	58325

D. Lead to negative attitudes towards immigrants in America.

[VAR: PATRIOT4]

<u>RESPONSE</u>	<u>PUNCH</u>	<u>YEAR</u>														
		<u>1972-82</u>	<u>1982B</u>	<u>1983-87</u>	<u>1987B</u>	<u>1988-91</u>	<u>1993-98</u>	<u>2000</u>	<u>2002</u>	<u>2004</u>	<u>2006</u>	<u>2008</u>	<u>2010</u>	<u>2012</u>	<u>2014</u>	<u>ALL</u>
Agree Strongly	1	0	0	0	0	0	0	0	0	0	0	0	0	0	84	84
Agree	2	0	0	0	0	0	0	0	0	0	0	0	0	0	437	437
Neither Agree nor Disagree	3	0	0	0	0	0	0	0	0	0	0	0	0	0	286	286
Disagree	4	0	0	0	0	0	0	0	0	0	0	0	0	0	360	360
Disagree Strongly	5	0	0	0	0	0	0	0	0	0	0	0	0	0	45	45
Can't choose	8	0	0	0	0	0	0	0	0	0	0	0	0	0	56	56
No answer	9	0	0	0	0	0	0	0	0	0	0	0	0	0	6	6
Not applicable	IAP	13626	354	7542	353	5907	10334	2817	2765	2812	4510	2023	2044	1974	1264	58325

REMARKS: Hand Card E11 contained punches 1-8.

**The 2004 ISSP Module: Citizenship
(VOTEELEC-DEMRIGHTS)**

**The 2014 ISSP Module: Citizenship
(VOTELEC-HELPPWRLD, RELMET-USEMEDIA, GRPPARTY-RIGHTSMIN,
POLOPS-CHGEOTH, CHOICES-SERVEPEO, CORRUPTN-LEFTRGHT)**

1746. There are different opinions as to what it takes to be a good citizen. As far as you are concerned personally on a scale of 1 to 7, where 1 is not at all important and 7 is very important, how important is it...

HAND
CARD E1

A. Always to vote in elections

[VAR: VOTEELEC]

<u>RESPONSE</u>	<u>PUNCH</u>	<u>YEAR</u>														
		<u>1972-82</u>	<u>1982B</u>	<u>1983-87</u>	<u>1987B</u>	<u>1988-91</u>	<u>1993-98</u>	<u>2000</u>	<u>2002</u>	<u>2004</u>	<u>2006</u>	<u>2008</u>	<u>2010</u>	<u>2012</u>	<u>2014</u>	<u>ALL</u>
Not important at all	1	0	0	0	0	0	0	0	0	41	0	0	0	0	53	94
	2	0	0	0	0	0	0	0	0	22	0	0	0	0	21	43
	3	0	0	0	0	0	0	0	0	35	0	0	0	0	40	75
	4	0	0	0	0	0	0	0	0	79	0	0	0	0	77	156
	5	0	0	0	0	0	0	0	0	144	0	0	0	0	119	263
	6	0	0	0	0	0	0	0	0	161	0	0	0	0	155	316
Very important	7	0	0	0	0	0	0	0	0	975	0	0	0	0	772	1747
Can't choose	8	0	0	0	0	0	0	0	0	12	0	0	0	0	23	35
No answer	9	0	0	0	0	0	0	0	0	3	0	0	0	0	4	7
Not applicable	IAP	13626	354	7542	353	5907	10334	2817	2765	1340	4510	2023	2044	1974	1274	56863

B. Never to try to evade taxes

[VAR: PAYTAXES]

<u>RESPONSE</u>	<u>PUNCH</u>	<u>YEAR</u>														
		<u>1972-82</u>	<u>1982B</u>	<u>1983-87</u>	<u>1987B</u>	<u>1988-91</u>	<u>1993-98</u>	<u>2000</u>	<u>2002</u>	<u>2004</u>	<u>2006</u>	<u>2008</u>	<u>2010</u>	<u>2012</u>	<u>2014</u>	<u>ALL</u>
Not important at all	1	0	0	0	0	0	0	0	0	28	0	0	0	0	25	53
	2	0	0	0	0	0	0	0	0	9	0	0	0	0	6	15
	3	0	0	0	0	0	0	0	0	22	0	0	0	0	13	35
	4	0	0	0	0	0	0	0	0	64	0	0	0	0	50	114
	5	0	0	0	0	0	0	0	0	107	0	0	0	0	67	174
	6	0	0	0	0	0	0	0	0	165	0	0	0	0	114	279
Very important	7	0	0	0	0	0	0	0	0	1066	0	0	0	0	955	2021
Can't choose	8	0	0	0	0	0	0	0	0	7	0	0	0	0	31	38
No answer	9	0	0	0	0	0	0	0	0	4	0	0	0	0	3	7
Not applicable	IAP	13626	354	7542	353	5907	10334	2817	2765	1340	4510	2023	2044	1974	1274	56863

C. Always to obey laws and regulations

[VAR: OBEYLAWS]

<u>RESPONSE</u>	<u>PUNCH</u>	<u>YEAR</u>														
		<u>1972-82</u>	<u>1982B</u>	<u>1983-87</u>	<u>1987B</u>	<u>1988-91</u>	<u>1993-98</u>	<u>2000</u>	<u>2002</u>	<u>2004</u>	<u>2006</u>	<u>2008</u>	<u>2010</u>	<u>2012</u>	<u>2014</u>	<u>ALL</u>
Not important at all	1	0	0	0	0	0	0	0	0	5	0	0	0	0	7	12
	2	0	0	0	0	0	0	0	0	2	0	0	0	0	10	12
	3	0	0	0	0	0	0	0	0	18	0	0	0	0	14	32
	4	0	0	0	0	0	0	0	0	52	0	0	0	0	50	102
	5	0	0	0	0	0	0	0	0	141	0	0	0	0	94	235
	6	0	0	0	0	0	0	0	0	263	0	0	0	0	222	485
Very important	7	0	0	0	0	0	0	0	0	986	0	0	0	0	853	1839
Can't choose	8	0	0	0	0	0	0	0	0	3	0	0	0	0	12	15
No answer	9	0	0	0	0	0	0	0	0	2	0	0	0	0	2	4
Not applicable	IAP	13626	354	7542	353	5907	10334	2817	2765	1340	4510	2023	2044	1974	1274	56863

D. To keep watch on the actions of government

[VAR: WATCHGOV]

<u>RESPONSE</u>	<u>PUNCH</u>	<u>YEAR</u>														
		<u>1972-82</u>	<u>1982B</u>	<u>1983-87</u>	<u>1987B</u>	<u>1988-91</u>	<u>1993-98</u>	<u>2000</u>	<u>2002</u>	<u>2004</u>	<u>2006</u>	<u>2008</u>	<u>2010</u>	<u>2012</u>	<u>2014</u>	<u>ALL</u>
Not important at all	1	0	0	0	0	0	0	0	0	19	0	0	0	0	24	43
	2	0	0	0	0	0	0	0	0	12	0	0	0	0	8	20
	3	0	0	0	0	0	0	0	0	29	0	0	0	0	27	56
	4	0	0	0	0	0	0	0	0	100	0	0	0	0	77	177
	5	0	0	0	0	0	0	0	0	211	0	0	0	0	129	340
	6	0	0	0	0	0	0	0	0	246	0	0	0	0	221	467
Very important	7	0	0	0	0	0	0	0	0	838	0	0	0	0	744	1582
Can't choose	8	0	0	0	0	0	0	0	0	14	0	0	0	0	33	47
No answer	9	0	0	0	0	0	0	0	0	3	0	0	0	0	1	4
Not applicable	IAP	13626	354	7542	353	5907	10334	2817	2765	1340	4510	2023	2044	1974	1274	56863

E. To be active in social or political associations

[VAR: ACTASSOC]

<u>RESPONSE</u>	<u>PUNCH</u>	<u>YEAR</u>														
		<u>1972-82</u>	<u>1982B</u>	<u>1983-87</u>	<u>1987B</u>	<u>1988-91</u>	<u>1993-98</u>	<u>2000</u>	<u>2002</u>	<u>2004</u>	<u>2006</u>	<u>2008</u>	<u>2010</u>	<u>2012</u>	<u>2014</u>	<u>ALL</u>
Not important at all	1	0	0	0	0	0	0	0	0	93	0	0	0	0	84	177
	2	0	0	0	0	0	0	0	0	71	0	0	0	0	48	119
	3	0	0	0	0	0	0	0	0	146	0	0	0	0	118	264
	4	0	0	0	0	0	0	0	0	340	0	0	0	0	272	612
	5	0	0	0	0	0	0	0	0	373	0	0	0	0	317	690
	6	0	0	0	0	0	0	0	0	196	0	0	0	0	179	375
Very important	7	0	0	0	0	0	0	0	0	234	0	0	0	0	195	429
Can't choose	8	0	0	0	0	0	0	0	0	16	0	0	0	0	48	64
No answer	9	0	0	0	0	0	0	0	0	3	0	0	0	0	3	6
Not applicable	IAP	13626	354	7542	353	5907	10334	2817	2765	1340	4510	2023	2044	1974	1274	56863

F. To try to understand the reasoning of people with other opinions

[VAR: OTHREASN]

<u>RESPONSE</u>	<u>PUNCH</u>	<u>YEAR</u>														
		<u>1972-82</u>	<u>1982B</u>	<u>1983-87</u>	<u>1987B</u>	<u>1988-91</u>	<u>1993-98</u>	<u>2000</u>	<u>2002</u>	<u>2004</u>	<u>2006</u>	<u>2008</u>	<u>2010</u>	<u>2012</u>	<u>2014</u>	<u>ALL</u>
Not important at all	1	0	0	0	0	0	0	0	0	43	0	0	0	0	45	88
	2	0	0	0	0	0	0	0	0	19	0	0	0	0	22	41
	3	0	0	0	0	0	0	0	0	39	0	0	0	0	23	62
	4	0	0	0	0	0	0	0	0	124	0	0	0	0	109	233
	5	0	0	0	0	0	0	0	0	263	0	0	0	0	205	468
	6	0	0	0	0	0	0	0	0	324	0	0	0	0	280	604
Very important	7	0	0	0	0	0	0	0	0	654	0	0	0	0	564	1218
Can't choose	8	0	0	0	0	0	0	0	0	4	0	0	0	0	15	19
No answer	9	0	0	0	0	0	0	0	0	2	0	0	0	0	1	3
Not applicable	IAP	13626	354	7542	353	5907	10334	2817	2765	1340	4510	2023	2044	1974	1274	56863

G. To choose products for political, ethical or environmental reasons, even if they cost a bit more.

[VAR:BUYPOL]

<u>RESPONSE</u>	<u>PUNCH</u>	<u>YEAR</u>														
		<u>1972-82</u>	<u>1982B</u>	<u>1983-87</u>	<u>1987B</u>	<u>1988-91</u>	<u>1993-98</u>	<u>2000</u>	<u>2002</u>	<u>2004</u>	<u>2006</u>	<u>2008</u>	<u>2010</u>	<u>2012</u>	<u>2014</u>	<u>ALL</u>
Not important at all	1	0	0	0	0	0	0	0	0	111	0	0	0	0	84	195
	2	0	0	0	0	0	0	0	0	51	0	0	0	0	46	97
	3	0	0	0	0	0	0	0	0	111	0	0	0	0	66	177
	4	0	0	0	0	0	0	0	0	261	0	0	0	0	215	476
	5	0	0	0	0	0	0	0	0	382	0	0	0	0	272	654
	6	0	0	0	0	0	0	0	0	253	0	0	0	0	250	503
Very important	7	0	0	0	0	0	0	0	0	278	0	0	0	0	264	542
Can't choose	8	0	0	0	0	0	0	0	0	21	0	0	0	0	65	86
No answer	9	0	0	0	0	0	0	0	0	4	0	0	0	0	2	6
Not applicable	IAP	13626	354	7542	353	5907	10334	2817	2765	1340	4510	2023	2044	1974	1274	56863

H. To help people in America who are worse off than yourself

[VAR: HELPUSA]

<u>RESPONSE</u>	<u>PUNCH</u>	<u>YEAR</u>														
		<u>1972-82</u>	<u>1982B</u>	<u>1983-87</u>	<u>1987B</u>	<u>1988-91</u>	<u>1993-98</u>	<u>2000</u>	<u>2002</u>	<u>2004</u>	<u>2006</u>	<u>2008</u>	<u>2010</u>	<u>2012</u>	<u>2014</u>	<u>ALL</u>
Not important at all	1	0	0	0	0	0	0	0	0	12	0	0	0	0	14	26
	2	0	0	0	0	0	0	0	0	8	0	0	0	0	8	16
	3	0	0	0	0	0	0	0	0	27	0	0	0	0	28	55
	4	0	0	0	0	0	0	0	0	112	0	0	0	0	121	233
	5	0	0	0	0	0	0	0	0	277	0	0	0	0	245	522
	6	0	0	0	0	0	0	0	0	312	0	0	0	0	293	605
Very important	7	0	0	0	0	0	0	0	0	717	0	0	0	0	538	1255
Can't choose	8	0	0	0	0	0	0	0	0	5	0	0	0	0	16	21
No answer	9	0	0	0	0	0	0	0	0	2	0	0	0	0	1	3
Not applicable	IAP	13626	354	7542	353	5907	10334	2817	2765	1340	4510	2023	2044	1974	1274	56863

I. To help people in the rest of the world who are worse off than yourself

[VAR: HELPWRLD]

<u>RESPONSE</u>	<u>PUNCH</u>	<u>YEAR</u>														
		<u>1972-82</u>	<u>1982B</u>	<u>1983-87</u>	<u>1987B</u>	<u>1988-91</u>	<u>1993-98</u>	<u>2000</u>	<u>2002</u>	<u>2004</u>	<u>2006</u>	<u>2008</u>	<u>2010</u>	<u>2012</u>	<u>2014</u>	<u>ALL</u>
Not important at all	1	0	0	0	0	0	0	0	0	69	0	0	0	0	81	150
	2	0	0	0	0	0	0	0	0	92	0	0	0	0	93	185
	3	0	0	0	0	0	0	0	0	148	0	0	0	0	124	272
	4	0	0	0	0	0	0	0	0	274	0	0	0	0	244	518
	5	0	0	0	0	0	0	0	0	335	0	0	0	0	262	597
	6	0	0	0	0	0	0	0	0	216	0	0	0	0	154	370
Very important	7	0	0	0	0	0	0	0	0	326	0	0	0	0	271	597
Can't choose	8	0	0	0	0	0	0	0	0	8	0	0	0	0	34	42
No answer	9	0	0	0	0	0	0	0	0	4	0	0	0	0	1	5
Not applicable	IAP	13626	354	7542	353	5907	10334	2817	2765	1340	4510	2023	2044	1974	1274	56863

J. To be willing to serve in the military at a time of need

[VAR: MILSERVE]

RESPONSE	PUNCH	YEAR														
		<u>1972-82</u>	<u>1982B</u>	<u>1983-87</u>	<u>1987B</u>	<u>1988-91</u>	<u>1993-98</u>	<u>2000</u>	<u>2002</u>	<u>2004</u>	<u>2006</u>	<u>2008</u>	<u>2010</u>	<u>2012</u>	<u>2014</u>	<u>ALL</u>
Not important at all	1	0	0	0	0	0	0	0	0	112	0	0	0	0	0	112
	2	0	0	0	0	0	0	0	0	51	0	0	0	0	0	51
	3	0	0	0	0	0	0	0	0	61	0	0	0	0	0	61
	4	0	0	0	0	0	0	0	0	130	0	0	0	0	0	130
	5	0	0	0	0	0	0	0	0	232	0	0	0	0	0	232
	6	0	0	0	0	0	0	0	0	226	0	0	0	0	0	226
Very important	7	0	0	0	0	0	0	0	0	641	0	0	0	0	0	641
Can't choose	8	0	0	0	0	0	0	0	0	15	0	0	0	0	0	15
No answer	9	0	0	0	0	0	0	0	0	4	0	0	0	0	0	4
Not applicable	IAP	13626	354	7542	353	5907	10334	2817	2765	1340	4510	2023	2044	1974	2538	58127

REMARKS: Hand Card E1 contained punches 1-7 for VOTEELEC-MILSERVE.

There are a number of groups in society.

1747. Should religious extremists be allowed to hold public meetings?

[VAR: RELMEET]

RESPONSE	PUNCH	YEAR														
		<u>1972-82</u>	<u>1982B</u>	<u>1983-87</u>	<u>1987B</u>	<u>1988-91</u>	<u>1993-98</u>	<u>2000</u>	<u>2002</u>	<u>2004</u>	<u>2006</u>	<u>2008</u>	<u>2010</u>	<u>2012</u>	<u>2014</u>	<u>ALL</u>
Should definitely be allowed	1	0	0	0	0	0	0	0	0	458	0	0	0	0	407	865
Should probably be allowed	2	0	0	0	0	0	0	0	0	591	0	0	0	0	456	1047
Should probably not be allowed	3	0	0	0	0	0	0	0	0	239	0	0	0	0	162	401
Should definitely not be allowed	4	0	0	0	0	0	0	0	0	142	0	0	0	0	123	265
Can't Choose	8	0	0	0	0	0	0	0	0	31	0	0	0	0	112	143
No answer	9	0	0	0	0	0	0	0	0	11	0	0	0	0	4	15
Not applicable	IAP	13626	354	7542	353	5907	10334	2817	2765	1340	4510	2023	2044	1974	1274	56863

1748. Should people who want to overthrow the government by force be allowed to hold public meetings?

[VAR: REVMEET]

<u>RESPONSE</u>	<u>PUNCH</u>	<u>YEAR</u>														
		<u>1972-82</u>	<u>1982B</u>	<u>1983-87</u>	<u>1987B</u>	<u>1988-91</u>	<u>1993-98</u>	<u>2000</u>	<u>2002</u>	<u>2004</u>	<u>2006</u>	<u>2008</u>	<u>2010</u>	<u>2012</u>	<u>2014</u>	<u>ALL</u>
Should definitely be allowed	1	0	0	0	0	0	0	0	0	180	0	0	0	0	196	376
Should probably be allowed	2	0	0	0	0	0	0	0	0	260	0	0	0	0	223	483
Should probably not be allowed	3	0	0	0	0	0	0	0	0	297	0	0	0	0	244	541
Should definitely not be allowed	4	0	0	0	0	0	0	0	0	709	0	0	0	0	512	1221
Can't Choose	8	0	0	0	0	0	0	0	0	21	0	0	0	0	86	107
No answer	9	0	0	0	0	0	0	0	0	5	0	0	0	0	3	8
Not applicable	IAP	13626	354	7542	353	5907	10334	2817	2765	1340	4510	2023	2044	1974	1274	56863

1749. Should people prejudiced against any racial or ethnic group be allowed to hold public meetings?

[VAR: RACMEET]

<u>RESPONSE</u>	<u>PUNCH</u>	<u>YEAR</u>														
		<u>1972-82</u>	<u>1982B</u>	<u>1983-87</u>	<u>1987B</u>	<u>1988-91</u>	<u>1993-98</u>	<u>2000</u>	<u>2002</u>	<u>2004</u>	<u>2006</u>	<u>2008</u>	<u>2010</u>	<u>2012</u>	<u>2014</u>	<u>ALL</u>
Should definitely be allowed	1	0	0	0	0	0	0	0	0	241	0	0	0	0	217	458
Should probably be allowed	2	0	0	0	0	0	0	0	0	331	0	0	0	0	263	594
Should probably not be allowed	3	0	0	0	0	0	0	0	0	308	0	0	0	0	275	583
Should definitely not be allowed	4	0	0	0	0	0	0	0	0	574	0	0	0	0	442	1016
Can't Choose	8	0	0	0	0	0	0	0	0	11	0	0	0	0	65	76
No answer	9	0	0	0	0	0	0	0	0	7	0	0	0	0	2	9
Not applicable	IAP	13626	354	7542	353	5907	10334	2817	2765	1340	4510	2023	2044	1974	1274	56863

1750. Here are some different forms of political and social action that people can take. Please indicate, for each one, whether you have done any of these things in the past year, whether you have done it in the more distant past, whether you have not done it but might do it, or have not done it and would never, under any circumstances, do it.

HAND CARD E2

- A. Signed a petition

[VAR: SIGNDPET]

RESPONSE	PUNCH	YEAR														
		<u>1972-82</u>	<u>1982B</u>	<u>1983-87</u>	<u>1987B</u>	<u>1988-91</u>	<u>1993-98</u>	<u>2000</u>	<u>2002</u>	<u>2004</u>	<u>2006</u>	<u>2008</u>	<u>2010</u>	<u>2012</u>	<u>2014</u>	<u>ALL</u>
Have done it in the past year	1	0	0	0	0	0	0	0	0	515	0	0	0	0	398	913
Have done it in the more distant past	2	0	0	0	0	0	0	0	0	458	0	0	0	0	427	885
Have not done it but might do it	3	0	0	0	0	0	0	0	0	338	0	0	0	0	256	594
Have not done it and would never do it	4	0	0	0	0	0	0	0	0	151	0	0	0	0	154	305
Can't choose	8	0	0	0	0	0	0	0	0	6	0	0	0	0	28	34
No answer	9	0	0	0	0	0	0	0	0	4	0	0	0	0	1	5
Not applicable	IAP	13626	354	7542	353	5907	10334	2817	2765	1340	4510	2023	2044	1974	1274	56863

- B. Boycotted, or deliberately bought, certain products for political, ethical or environmental reasons

[VAR: AVOIDBUY]

RESPONSE	PUNCH	YEAR														
		<u>1972-82</u>	<u>1982B</u>	<u>1983-87</u>	<u>1987B</u>	<u>1988-91</u>	<u>1993-98</u>	<u>2000</u>	<u>2002</u>	<u>2004</u>	<u>2006</u>	<u>2008</u>	<u>2010</u>	<u>2012</u>	<u>2014</u>	<u>ALL</u>
Have done it in the past year	1	0	0	0	0	0	0	0	0	351	0	0	0	0	294	645
Have done it in the more distant past	2	0	0	0	0	0	0	0	0	215	0	0	0	0	164	379
Have not done it but might do it	3	0	0	0	0	0	0	0	0	488	0	0	0	0	358	846
Have not done it and would never do it	4	0	0	0	0	0	0	0	0	403	0	0	0	0	393	796
Can't choose	8	0	0	0	0	0	0	0	0	11	0	0	0	0	52	63
No answer	9	0	0	0	0	0	0	0	0	4	0	0	0	0	3	7
Not applicable	IAP	13626	354	7542	353	5907	10334	2817	2765	1340	4510	2023	2044	1974	1274	56863

C. Took part in a demonstration

[VAR: JOINDEM]

<u>RESPONSE</u>	<u>PUNCH</u>	<u>YEAR</u>														
		<u>1972-82</u>	<u>1982B</u>	<u>1983-87</u>	<u>1987B</u>	<u>1988-91</u>	<u>1993-98</u>	<u>2000</u>	<u>2002</u>	<u>2004</u>	<u>2006</u>	<u>2008</u>	<u>2010</u>	<u>2012</u>	<u>2014</u>	<u>ALL</u>
Have done it in the past year	1	0	0	0	0	0	0	0	0	77	0	0	0	0	63	140
Have done it in the more distant past	2	0	0	0	0	0	0	0	0	197	0	0	0	0	207	404
Have not done it but might do it	3	0	0	0	0	0	0	0	0	609	0	0	0	0	488	1097
Have not done it and would never do it	4	0	0	0	0	0	0	0	0	581	0	0	0	0	482	1063
Can't choose	8	0	0	0	0	0	0	0	0	3	0	0	0	0	22	25
No answer	9	0	0	0	0	0	0	0	0	5	0	0	0	0	2	7
Not applicable	IAP	13626	354	7542	353	5907	10334	2817	2765	1340	4510	2023	2044	1974	1274	56863

D. Attended a political meeting or rally

[VAR: ATTRALLY]

<u>RESPONSE</u>	<u>PUNCH</u>	<u>YEAR</u>														
		<u>1972-82</u>	<u>1982B</u>	<u>1983-87</u>	<u>1987B</u>	<u>1988-91</u>	<u>1993-98</u>	<u>2000</u>	<u>2002</u>	<u>2004</u>	<u>2006</u>	<u>2008</u>	<u>2010</u>	<u>2012</u>	<u>2014</u>	<u>ALL</u>
Have done it in the past year	1	0	0	0	0	0	0	0	0	183	0	0	0	0	100	283
Have done it in the more distant past	2	0	0	0	0	0	0	0	0	293	0	0	0	0	269	562
Have not done it but might do it	3	0	0	0	0	0	0	0	0	585	0	0	0	0	479	1064
Have not done it and would never do it	4	0	0	0	0	0	0	0	0	406	0	0	0	0	395	801
Can't choose	8	0	0	0	0	0	0	0	0	1	0	0	0	0	19	20
No answer	9	0	0	0	0	0	0	0	0	4	0	0	0	0	2	6
Not applicable	IAP	13626	354	7542	353	5907	10334	2817	2765	1340	4510	2023	2044	1974	1274	56863

E. Contacted, or attempted to contact, a politician or a civil servant to express your views

[VAR: CNTCTGOV]

<u>RESPONSE</u>	<u>PUNCH</u>	<u>YEAR</u>											<u>ALL</u>			
		<u>1972-82</u>	<u>1982B</u>	<u>1983-87</u>	<u>1987B</u>	<u>1988-91</u>	<u>1993-98</u>	<u>2000</u>	<u>2002</u>	<u>2004</u>	<u>2006</u>	<u>2008</u>		<u>2010</u>	<u>2012</u>	<u>2014</u>
Have done it in the past year	1	0	0	0	0	0	0	0	0	321	0	0	0	0	228	549
Have done it in the more distant past	2	0	0	0	0	0	0	0	0	313	0	0	0	0	231	544
Have not done it but might do it	3	0	0	0	0	0	0	0	0	544	0	0	0	0	417	961
Have not done it and would never do it	4	0	0	0	0	0	0	0	0	290	0	0	0	0	364	654
Can't choose	8	0	0	0	0	0	0	0	0	1	0	0	0	0	22	23
No answer	9	0	0	0	0	0	0	0	0	3	0	0	0	0	2	5
Not applicable	IAP	13626	354	7542	353	5907	10334	2817	2765	1340	4510	2023	2044	1974	1274	56863

F. Donated money or raised funds for a social or political activity

[VAR: POLFUNDS]

<u>RESPONSE</u>	<u>PUNCH</u>	<u>YEAR</u>											<u>ALL</u>			
		<u>1972-82</u>	<u>1982B</u>	<u>1983-87</u>	<u>1987B</u>	<u>1988-91</u>	<u>1993-98</u>	<u>2000</u>	<u>2002</u>	<u>2004</u>	<u>2006</u>	<u>2008</u>		<u>2010</u>	<u>2012</u>	<u>2014</u>
Have done it in the past year	1	0	0	0	0	0	0	0	0	451	0	0	0	0	297	748
Have done it in the more distant past	2	0	0	0	0	0	0	0	0	284	0	0	0	0	256	540
Have not done it but might do it	3	0	0	0	0	0	0	0	0	438	0	0	0	0	343	781
Have not done it and would never do it	4	0	0	0	0	0	0	0	0	293	0	0	0	0	348	641
Can't choose	8	0	0	0	0	0	0	0	0	1	0	0	0	0	18	19
No answer	9	0	0	0	0	0	0	0	0	5	0	0	0	0	2	7
Not applicable	IAP	13626	354	7542	353	5907	10334	2817	2765	1340	4510	2023	2044	1974	1274	56863

G. Contacted or appeared in the media to express your views

[VAR: USEMEDIA]

<u>RESPONSE</u>	<u>PUNCH</u>	<u>YEAR</u>														
		<u>1972-82</u>	<u>1982B</u>	<u>1983-87</u>	<u>1987B</u>	<u>1988-91</u>	<u>1993-98</u>	<u>2000</u>	<u>2002</u>	<u>2004</u>	<u>2006</u>	<u>2008</u>	<u>2010</u>	<u>2012</u>	<u>2014</u>	<u>ALL</u>
Have done it in the past year	1	0	0	0	0	0	0	0	0	75	0	0	0	0	47	122
Have done it in the more distant past	2	0	0	0	0	0	0	0	0	137	0	0	0	0	93	230
Have not done it but might do it	3	0	0	0	0	0	0	0	0	671	0	0	0	0	482	1153
Have not done it and would never do it	4	0	0	0	0	0	0	0	0	583	0	0	0	0	618	1201
Can't choose	8	0	0	0	0	0	0	0	0	2	0	0	0	0	22	24
No answer	9	0	0	0	0	0	0	0	0	4	0	0	0	0	2	6
Not applicable	IAP	13626	354	7542	353	5907	10334	2817	2765	1340	4510	2023	2044	1974	1274	56863

H. Joined an Internet political forum or discussion group

[VAR: INTERPOL]

<u>RESPONSE</u>	<u>PUNCH</u>	<u>YEAR</u>														
		<u>1972-82</u>	<u>1982B</u>	<u>1983-87</u>	<u>1987B</u>	<u>1988-91</u>	<u>1993-98</u>	<u>2000</u>	<u>2002</u>	<u>2004</u>	<u>2006</u>	<u>2008</u>	<u>2010</u>	<u>2012</u>	<u>2014</u>	<u>ALL</u>
Have done it in the past year	1	0	0	0	0	0	0	0	0	81	0	0	0	0	0	81
Have done it in the more distant past	2	0	0	0	0	0	0	0	0	28	0	0	0	0	0	28
Have not done it but might do it	3	0	0	0	0	0	0	0	0	455	0	0	0	0	0	455
Have not done it and would never do it	4	0	0	0	0	0	0	0	0	903	0	0	0	0	0	903
Can't choose	8	0	0	0	0	0	0	0	0	2	0	0	0	0	0	2
No answer	9	0	0	0	0	0	0	0	0	3	0	0	0	0	0	3
Not applicable	IAP	13626	354	7542	353	5907	10334	2817	2765	1340	4510	2023	2044	1974	2538	58127

REMARKS: Hand Card E2 contained punches 1-4 for SIGNDPET-INTERPOL.

1751. People sometimes belong to different kinds of groups or associations. For each type of group, please indicate whether you:

- Belong and actively participate,
- Belong but don't actively participate,
- Used to belong but do not any more,
- Have never belonged to it.

HAND CARD E3

A. A political party

[VAR: GRPPARTY]

RESPONSE	PUNCH	YEAR														
		<u>1972-82</u>	<u>1982B</u>	<u>1983-87</u>	<u>1987B</u>	<u>1988-91</u>	<u>1993-98</u>	<u>2000</u>	<u>2002</u>	<u>2004</u>	<u>2006</u>	<u>2008</u>	<u>2010</u>	<u>2012</u>	<u>2014</u>	<u>ALL</u>
Belong and actively participate	1	0	0	0	0	0	0	0	0	216	0	0	0	0	113	329
Belong but don't participate	2	0	0	0	0	0	0	0	0	403	0	0	0	0	323	726
Used to belong	3	0	0	0	0	0	0	0	0	65	0	0	0	0	87	152
Never belonged	4	0	0	0	0	0	0	0	0	784	0	0	0	0	703	1487
Can't Choose	8	0	0	0	0	0	0	0	0	0	0	0	0	0	32	32
No answer	9	0	0	0	0	0	0	0	0	4	0	0	0	0	6	10
Not applicable	IAP	13626	354	7542	353	5907	10334	2817	2765	1340	4510	2023	2044	1974	1274	56863

B. A trade union, business, or professional association

[VAR: GRPWORK]

RESPONSE	PUNCH	YEAR														
		<u>1972-82</u>	<u>1982B</u>	<u>1983-87</u>	<u>1987B</u>	<u>1988-91</u>	<u>1993-98</u>	<u>2000</u>	<u>2002</u>	<u>2004</u>	<u>2006</u>	<u>2008</u>	<u>2010</u>	<u>2012</u>	<u>2014</u>	<u>ALL</u>
Belong and actively participate	1	0	0	0	0	0	0	0	0	173	0	0	0	0	115	288
Belong but don't participate	2	0	0	0	0	0	0	0	0	137	0	0	0	0	129	266
Used to belong	3	0	0	0	0	0	0	0	0	280	0	0	0	0	224	504
Never belonged	4	0	0	0	0	0	0	0	0	877	0	0	0	0	775	1652
Can't Choose	8	0	0	0	0	0	0	0	0	1	0	0	0	0	18	19
No answer	9	0	0	0	0	0	0	0	0	4	0	0	0	0	3	7
Not applicable	IAP	13626	354	7542	353	5907	10334	2817	2765	1340	4510	2023	2044	1974	1274	56863

C. A church or other religious organization

[VAR: GRPRELIG]

RESPONSE	PUNCH	YEAR														
		1972-82	1982B	1983-87	1987B	1988-91	1993-98	2000	2002	2004	2006	2008	2010	2012	2014	ALL
Belong and actively participate	1	0	0	0	0	0	0	0	0	588	0	0	0	0	424	1012
Belong but don't participate	2	0	0	0	0	0	0	0	0	315	0	0	0	0	256	571
Used to belong	3	0	0	0	0	0	0	0	0	316	0	0	0	0	316	632
Never belonged	4	0	0	0	0	0	0	0	0	246	0	0	0	0	244	490
Can't Choose	8	0	0	0	0	0	0	0	0	0	0	0	0	0	18	18
No answer	9	0	0	0	0	0	0	0	0	7	0	0	0	0	6	13
Not applicable	IAP	13626	354	7542	353	5907	10334	2817	2765	1340	4510	2023	2044	1974	1274	56863

D. A sports, leisure or cultural group

[VAR: GRPSPRTS]

RESPONSE	PUNCH	YEAR														
		1972-82	1982B	1983-87	1987B	1988-91	1993-98	2000	2002	2004	2006	2008	2010	2012	2014	ALL
Belong and actively participate	1	0	0	0	0	0	0	0	0	338	0	0	0	0	267	605
Belong but don't participate	2	0	0	0	0	0	0	0	0	114	0	0	0	0	99	213
Used to belong	3	0	0	0	0	0	0	0	0	379	0	0	0	0	361	740
Never belonged	4	0	0	0	0	0	0	0	0	637	0	0	0	0	518	1155
Can't Choose	8	0	0	0	0	0	0	0	0	0	0	0	0	0	14	14
No answer	9	0	0	0	0	0	0	0	0	4	0	0	0	0	5	9
Not applicable	IAP	13626	354	7542	353	5907	10334	2817	2765	1340	4510	2023	2044	1974	1274	56863

E. Another voluntary association

[VAR: GRPOTHER]

RESPONSE	PUNCH	YEAR														
		1972-82	1982B	1983-87	1987B	1988-91	1993-98	2000	2002	2004	2006	2008	2010	2012	2014	ALL
Belong and actively participate	1	0	0	0	0	0	0	0	0	301	0	0	0	0	270	571
Belong but don't participate	2	0	0	0	0	0	0	0	0	87	0	0	0	0	100	187
Used to belong	3	0	0	0	0	0	0	0	0	347	0	0	0	0	313	660
Never belonged	4	0	0	0	0	0	0	0	0	733	0	0	0	0	547	1280
Can't Choose	8	0	0	0	0	0	0	0	0	0	0	0	0	0	31	31
No answer	9	0	0	0	0	0	0	0	0	4	0	0	0	0	3	7
Not applicable	IAP	13626	354	7542	353	5907	10334	2817	2765	1340	4510	2023	2044	1974	1274	56863

REMARKS: Hand Card E3 contained punches 1-4 for question 1612 A-E.

1752. There are different opinions about people's rights in a democracy. On a scale of 1 to 7, where 1 is not at all important and 7 is very important, how important is it:

HAND CARD E4

A. That all citizens have an adequate standard of living

[VAR: SOLOK]

RESPONSE	PUNCH	YEAR														
		1972-82	1982B	1983-87	1987B	1988-91	1993-98	2000	2002	2004	2006	2008	2010	2012	2014	ALL
Not at all Important	1	0	0	0	0	0	0	0	0	10	0	0	0	0	13	23
	2	0	0	0	0	0	0	0	0	9	0	0	0	0	7	16
	3	0	0	0	0	0	0	0	0	22	0	0	0	0	24	46
	4	0	0	0	0	0	0	0	0	83	0	0	0	0	95	178
	5	0	0	0	0	0	0	0	0	184	0	0	0	0	179	363
	6	0	0	0	0	0	0	0	0	200	0	0	0	0	201	401
Very Important	7	0	0	0	0	0	0	0	0	954	0	0	0	0	714	1668
Can't Choose	8	0	0	0	0	0	0	0	0	5	0	0	0	0	29	34
No answer	9	0	0	0	0	0	0	0	0	5	0	0	0	0	2	7
Not applicable	IAP	13626	354	7542	353	5907	10334	2817	2765	1340	4510	2023	2044	1974	1274	56863

B. That government authorities respect and protect the rights of minorities

[VAR: RGHTSMIN]

RESPONSE	PUNCH	YEAR														
		1972-82	1982B	1983-87	1987B	1988-91	1993-98	2000	2002	2004	2006	2008	2010	2012	2014	ALL
Not at all Important	1	0	0	0	0	0	0	0	0	19	0	0	0	0	14	33
	2	0	0	0	0	0	0	0	0	18	0	0	0	0	18	36
	3	0	0	0	0	0	0	0	0	33	0	0	0	0	36	69
	4	0	0	0	0	0	0	0	0	77	0	0	0	0	101	178
	5	0	0	0	0	0	0	0	0	178	0	0	0	0	138	316
	6	0	0	0	0	0	0	0	0	234	0	0	0	0	198	432
Very Important	7	0	0	0	0	0	0	0	0	897	0	0	0	0	720	1617
Can't Choose	8	0	0	0	0	0	0	0	0	10	0	0	0	0	37	47
No answer	9	0	0	0	0	0	0	0	0	6	0	0	0	0	2	8
Not applicable	IAP	13626	354	7542	353	5907	10334	2817	2765	1340	4510	2023	2044	1974	1274	56863

C. That government authorities treat everybody equally regardless of their position in society

[VAR: EQTREAT]

<u>RESPONSE</u>	<u>PUNCH</u>	<u>YEAR</u>														
		<u>1972-82</u>	<u>1982B</u>	<u>1983-87</u>	<u>1987B</u>	<u>1988-91</u>	<u>1993-98</u>	<u>2000</u>	<u>2002</u>	<u>2004</u>	<u>2006</u>	<u>2008</u>	<u>2010</u>	<u>2012</u>	<u>2014</u>	<u>ALL</u>
Not at all Important	1	0	0	0	0	0	0	0	0	10	0	0	0	0	0	10
	2	0	0	0	0	0	0	0	0	11	0	0	0	0	0	11
	3	0	0	0	0	0	0	0	0	12	0	0	0	0	0	12
	4	0	0	0	0	0	0	0	0	37	0	0	0	0	0	37
	5	0	0	0	0	0	0	0	0	74	0	0	0	0	0	74
	6	0	0	0	0	0	0	0	0	124	0	0	0	0	0	124
Very Important	7	0	0	0	0	0	0	0	0	1195	0	0	0	0	0	1195
Can't Choose	8	0	0	0	0	0	0	0	0	4	0	0	0	0	0	4
No answer	9	0	0	0	0	0	0	0	0	5	0	0	0	0	0	5
Not applicable	IAP	13626	354	7542	353	5907	10334	2817	2765	1340	4510	2023	2044	1974	2538	58127

D. That politicians take into account the views of citizens before making decisions

[VAR: CITVIEWS]

<u>RESPONSE</u>	<u>PUNCH</u>	<u>YEAR</u>														
		<u>1972-82</u>	<u>1982B</u>	<u>1983-87</u>	<u>1987B</u>	<u>1988-91</u>	<u>1993-98</u>	<u>2000</u>	<u>2002</u>	<u>2004</u>	<u>2006</u>	<u>2008</u>	<u>2010</u>	<u>2012</u>	<u>2014</u>	<u>ALL</u>
Not at all Important	1	0	0	0	0	0	0	0	0	14	0	0	0	0	0	14
	2	0	0	0	0	0	0	0	0	6	0	0	0	0	0	6
	3	0	0	0	0	0	0	0	0	18	0	0	0	0	0	18
	4	0	0	0	0	0	0	0	0	54	0	0	0	0	0	54
	5	0	0	0	0	0	0	0	0	98	0	0	0	0	0	98
	6	0	0	0	0	0	0	0	0	177	0	0	0	0	0	177
Very Important	7	0	0	0	0	0	0	0	0	1093	0	0	0	0	0	1093
Can't Choose	8	0	0	0	0	0	0	0	0	8	0	0	0	0	0	8
No answer	9	0	0	0	0	0	0	0	0	4	0	0	0	0	0	4
Not applicable	IAP	13626	354	7542	353	5907	10334	2817	2765	1340	4510	2023	2044	1974	2538	58127

E. That people be given more opportunities to participate in public decision-making

[VAR: POLOPTS]

<u>RESPONSE</u>	<u>PUNCH</u>	<u>YEAR</u>														
		<u>1972-82</u>	<u>1982B</u>	<u>1983-87</u>	<u>1987B</u>	<u>1988-91</u>	<u>1993-98</u>	<u>2000</u>	<u>2002</u>	<u>2004</u>	<u>2006</u>	<u>2008</u>	<u>2010</u>	<u>2012</u>	<u>2014</u>	<u>ALL</u>
Not at all Important	1	0	0	0	0	0	0	0	0	15	0	0	0	0	13	28
	2	0	0	0	0	0	0	0	0	9	0	0	0	0	10	19
	3	0	0	0	0	0	0	0	0	23	0	0	0	0	18	41
	4	0	0	0	0	0	0	0	0	89	0	0	0	0	92	181
	5	0	0	0	0	0	0	0	0	243	0	0	0	0	196	439
	6	0	0	0	0	0	0	0	0	254	0	0	0	0	258	512
Very Important	7	0	0	0	0	0	0	0	0	822	0	0	0	0	639	1461
Can't Choose	8	0	0	0	0	0	0	0	0	12	0	0	0	0	36	48
No answer	9	0	0	0	0	0	0	0	0	5	0	0	0	0	2	7
Not applicable	IAP	13626	354	7542	353	5907	10334	2817	2765	1340	4510	2023	2044	1974	1274	56863

F. That citizens may engage in acts of civil disobedience when they oppose government actions.

[VAR: OPPSEGOV]

<u>RESPONSE</u>	<u>PUNCH</u>	<u>YEAR</u>														
		<u>1972-82</u>	<u>1982B</u>	<u>1983-87</u>	<u>1987B</u>	<u>1988-91</u>	<u>1993-98</u>	<u>2000</u>	<u>2002</u>	<u>2004</u>	<u>2006</u>	<u>2008</u>	<u>2010</u>	<u>2012</u>	<u>2014</u>	<u>ALL</u>
Not at all Important	1	0	0	0	0	0	0	0	0	307	0	0	0	0	207	514
	2	0	0	0	0	0	0	0	0	144	0	0	0	0	81	225
	3	0	0	0	0	0	0	0	0	131	0	0	0	0	73	204
	4	0	0	0	0	0	0	0	0	209	0	0	0	0	214	423
	5	0	0	0	0	0	0	0	0	220	0	0	0	0	200	420
	6	0	0	0	0	0	0	0	0	131	0	0	0	0	137	268
Very Important	7	0	0	0	0	0	0	0	0	281	0	0	0	0	222	503
Can't Choose	8	0	0	0	0	0	0	0	0	38	0	0	0	0	128	166
No answer	9	0	0	0	0	0	0	0	0	11	0	0	0	0	2	13
Not applicable	IAP	13626	354	7542	353	5907	10334	2817	2765	1340	4510	2023	2044	1974	1274	56863

REMARKS: Hand Card E4 contained punches 1-7 for SOLOK-OPPSEGOV.

1753. To what extent do you agree or disagree with the following statements?

HAND CARD E5

A. I don't think the government cares much what people like me think.

[VAR: POLEFF18]

RESPONSE	PUNCH	YEAR											ALL			
		1972-82	1982B	1983-87	1987B	1988-91	1993-98	2000	2002	2004	2006	2008		2010	2012	2014
Strongly Agree	1	0	0	0	0	0	0	0	0	227	0	0	0	0	308	535
Agree	2	0	0	0	0	0	0	0	0	423	0	0	0	0	413	836
Neither Agree nor Disagree	3	0	0	0	0	0	0	0	0	273	0	0	0	0	213	486
Disagree	4	0	0	0	0	0	0	0	0	470	0	0	0	0	238	708
Strongly Disagree	5	0	0	0	0	0	0	0	0	73	0	0	0	0	64	137
Can't Choose	8	0	0	0	0	0	0	0	0	2	0	0	0	0	25	27
No answer	9	0	0	0	0	0	0	0	0	4	0	0	0	0	3	7
Not applicable	IAP	13626	354	7542	353	5907	10334	2817	2765	1340	4510	2023	2044	1974	1274	56863

B. I feel I have a pretty good understanding of the important political issues facing America.

[VAR: POLEFF19]

RESPONSE	PUNCH	YEAR											ALL			
		1972-82	1982B	1983-87	1987B	1988-91	1993-98	2000	2002	2004	2006	2008		2010	2012	2014
Strongly Agree	1	0	0	0	0	0	0	0	0	269	0	0	0	0	201	470
Agree	2	0	0	0	0	0	0	0	0	812	0	0	0	0	615	1427
Neither Agree nor Disagree	3	0	0	0	0	0	0	0	0	233	0	0	0	0	229	462
Disagree	4	0	0	0	0	0	0	0	0	127	0	0	0	0	134	261
Strongly Disagree	5	0	0	0	0	0	0	0	0	21	0	0	0	0	34	55
Can't Choose	8	0	0	0	0	0	0	0	0	5	0	0	0	0	48	53
No answer	9	0	0	0	0	0	0	0	0	5	0	0	0	0	3	8
Not applicable	IAP	13626	354	7542	353	5907	10334	2817	2765	1340	4510	2023	2044	1974	1274	56863

C. I think most people in America are better informed about politics and government than I am.

[VAR: POLEFF20]

<u>RESPONSE</u>	<u>PUNCH</u>	<u>YEAR</u>														
		<u>1972-82</u>	<u>1982B</u>	<u>1983-87</u>	<u>1987B</u>	<u>1988-91</u>	<u>1993-98</u>	<u>2000</u>	<u>2002</u>	<u>2004</u>	<u>2006</u>	<u>2008</u>	<u>2010</u>	<u>2012</u>	<u>2014</u>	<u>ALL</u>
Strongly Agree	1	0	0	0	0	0	0	0	0	65	0	0	0	0	71	136
Agree	2	0	0	0	0	0	0	0	0	287	0	0	0	0	303	590
Neither Agree nor Disagree	3	0	0	0	0	0	0	0	0	359	0	0	0	0	313	672
Disagree	4	0	0	0	0	0	0	0	0	615	0	0	0	0	411	1026
Strongly Disagree	5	0	0	0	0	0	0	0	0	141	0	0	0	0	133	274
Can't Choose	8	0	0	0	0	0	0	0	0	1	0	0	0	0	29	30
No answer	9	0	0	0	0	0	0	0	0	4	0	0	0	0	4	8
Not applicable	IAP	13626	354	7542	353	5907	10334	2817	2765	1340	4510	2023	2044	1974	1274	56863

REMARKS: Hand Card E5 contained punches 1-5 for POLEFF18-POLEFF20.

Suppose a law were being considered by the Congress that you considered to be unjust or harmful.

1754. If such a case arose, how likely is it that you, acting alone or together with others, would be able to try to do something about it?

[VAR: ACTLAW]

<u>RESPONSE</u>	<u>PUNCH</u>	<u>YEAR</u>														
		<u>1972-82</u>	<u>1982B</u>	<u>1983-87</u>	<u>1987B</u>	<u>1988-91</u>	<u>1993-98</u>	<u>2000</u>	<u>2002</u>	<u>2004</u>	<u>2006</u>	<u>2008</u>	<u>2010</u>	<u>2012</u>	<u>2014</u>	<u>ALL</u>
Very likely	1	0	0	0	0	0	0	0	0	289	0	0	0	0	193	482
Fairly likely	2	0	0	0	0	0	0	0	0	589	0	0	0	0	423	1012
Not very likely	3	0	0	0	0	0	0	0	0	427	0	0	0	0	379	806
Not at all likely	4	0	0	0	0	0	0	0	0	146	0	0	0	0	189	335
Can't choose	8	0	0	0	0	0	0	0	0	14	0	0	0	0	77	91
No answer	9	0	0	0	0	0	0	0	0	7	0	0	0	0	3	10
Not applicable	IAP	13626	354	7542	353	5907	10334	2817	2765	1340	4510	2023	2044	1974	1274	56863

1755. If you made such an effort, how likely is it that the Congress would give serious attention to your demands?

[VAR: AFFCTLAW]

<u>RESPONSE</u>	<u>PUNCH</u>	<u>YEAR</u>														
		<u>1972-82</u>	<u>1982B</u>	<u>1983-87</u>	<u>1987B</u>	<u>1988-91</u>	<u>1993-98</u>	<u>2000</u>	<u>2002</u>	<u>2004</u>	<u>2006</u>	<u>2008</u>	<u>2010</u>	<u>2012</u>	<u>2014</u>	<u>ALL</u>
Very likely	1	0	0	0	0	0	0	0	0	92	0	0	0	0	55	147
Fairly likely	2	0	0	0	0	0	0	0	0	431	0	0	0	0	228	659
Not very likely	3	0	0	0	0	0	0	0	0	683	0	0	0	0	536	1219
Not at all likely	4	0	0	0	0	0	0	0	0	233	0	0	0	0	371	604
Can't choose	8	0	0	0	0	0	0	0	0	24	0	0	0	0	70	94
No answer	9	0	0	0	0	0	0	0	0	9	0	0	0	0	4	13
Not applicable	IAP	13626	354	7542	353	5907	10334	2817	2765	1340	4510	2023	2044	1974	1274	56863

1756. How interested would you say you personally are in politics?

[VAR: POLINT1]

<u>RESPONSE</u>	<u>PUNCH</u>	<u>YEAR</u>														
		<u>1972-82</u>	<u>1982B</u>	<u>1983-87</u>	<u>1987B</u>	<u>1988-91</u>	<u>1993-98</u>	<u>2000</u>	<u>2002</u>	<u>2004</u>	<u>2006</u>	<u>2008</u>	<u>2010</u>	<u>2012</u>	<u>2014</u>	<u>ALL</u>
Very interested	1	0	0	0	0	0	0	0	0	304	0	0	0	0	186	490
Fairly interested	2	0	0	0	0	0	0	0	0	717	0	0	0	0	525	1242
Not very interested	3	0	0	0	0	0	0	0	0	299	0	0	0	0	354	653
Not at all interested	4	0	0	0	0	0	0	0	0	145	0	0	0	0	174	319
Can't choose	8	0	0	0	0	0	0	0	0	2	0	0	0	0	23	25
No answer	9	0	0	0	0	0	0	0	0	5	0	0	0	0	2	7
Not applicable	IAP	13626	354	7542	353	5907	10334	2817	2765	1340	4510	2023	2044	1974	1274	56863

REMARKS: See POLINT.

1757. To what extent do you agree or disagree with the following statements?

HAND CARD E5

A. Most of the time we can trust people in government to do what is right

[VAR: GOVDOOK]

RESPONSE	PUNCH	YEAR											ALL			
		1972-82	1982B	1983-87	1987B	1988-91	1993-98	2000	2002	2004	2006	2008		2010	2012	2014
Strongly Agree	1	0	0	0	0	0	0	0	0	33	0	0	23	0	35	91
Agree	2	0	0	0	0	0	0	0	0	416	0	0	303	0	224	943
Neither Agree nor Disagree	3	0	0	0	0	0	0	0	0	434	0	0	323	0	323	1080
Disagree	4	0	0	0	0	0	0	0	0	433	0	0	492	0	423	1348
Strongly Disagree	5	0	0	0	0	0	0	0	0	149	0	0	248	0	226	623
Can't Choose	8	0	0	0	0	0	0	0	0	2	0	0	35	0	31	68
No answer	9	0	0	0	0	0	0	0	0	5	0	0	6	0	2	13
Not applicable	IAP	13626	354	7542	353	5907	10334	2817	2765	1340	4510	2023	614	1974	1274	55433

B. Most politicians are in politics only for what they can get out of it personally

[VAR: POLGREED]

RESPONSE	PUNCH	YEAR											ALL			
		1972-82	1982B	1983-87	1987B	1988-91	1993-98	2000	2002	2004	2006	2008		2010	2012	2014
Strongly Agree	1	0	0	0	0	0	0	0	0	195	0	0	204	0	205	604
Agree	2	0	0	0	0	0	0	0	0	508	0	0	512	0	513	1533
Neither Agree nor Disagree	3	0	0	0	0	0	0	0	0	346	0	0	314	0	294	954
Disagree	4	0	0	0	0	0	0	0	0	390	0	0	324	0	204	918
Strongly Disagree	5	0	0	0	0	0	0	0	0	23	0	0	18	0	12	53
Can't Choose	8	0	0	0	0	0	0	0	0	4	0	0	52	0	34	90
No answer	9	0	0	0	0	0	0	0	0	6	0	0	6	0	2	14
Not applicable	IAP	13626	354	7542	353	5907	10334	2817	2765	1340	4510	2023	614	1974	1274	55433

REMARKS: Hand Card E5 contained punches 1-5 for GOVDOOK and POLGREED.

1758. When you get together with your friends, relatives or fellow workers, how often do you discuss politics?

[VAR: DISCPOL]

<u>RESPONSE</u>	<u>PUNCH</u>	<u>YEAR</u>														
		<u>1972-82</u>	<u>1982B</u>	<u>1983-87</u>	<u>1987B</u>	<u>1988-91</u>	<u>1993-98</u>	<u>2000</u>	<u>2002</u>	<u>2004</u>	<u>2006</u>	<u>2008</u>	<u>2010</u>	<u>2012</u>	<u>2014</u>	<u>ALL</u>
Often	1	0	0	0	0	0	0	0	0	229	0	0	0	0	117	346
Sometimes	2	0	0	0	0	0	0	0	0	539	0	0	0	0	402	941
Rarely	3	0	0	0	0	0	0	0	0	448	0	0	0	0	419	867
Never	4	0	0	0	0	0	0	0	0	251	0	0	0	0	317	568
Can't choose	8	0	0	0	0	0	0	0	0	0	0	0	0	0	5	5
No answer	9	0	0	0	0	0	0	0	0	5	0	0	0	0	4	9
Not applicable	IAP	13626	354	7542	353	5907	10334	2817	2765	1340	4510	2023	2044	1974	1274	56863

1759. When you hold a strong opinion about politics, how often do you try to persuade your friends, relatives or fellow workers to share your views?

[VAR: CHNGEOTH]

<u>RESPONSE</u>	<u>PUNCH</u>	<u>YEAR</u>														
		<u>1972-82</u>	<u>1982B</u>	<u>1983-87</u>	<u>1987B</u>	<u>1988-91</u>	<u>1993-98</u>	<u>2000</u>	<u>2002</u>	<u>2004</u>	<u>2006</u>	<u>2008</u>	<u>2010</u>	<u>2012</u>	<u>2014</u>	<u>ALL</u>
Often	1	0	0	0	0	0	0	0	0	180	0	0	0	0	70	250
Sometimes	2	0	0	0	0	0	0	0	0	427	0	0	0	0	339	766
Rarely	3	0	0	0	0	0	0	0	0	471	0	0	0	0	386	857
Never	4	0	0	0	0	0	0	0	0	386	0	0	0	0	441	827
Can't choose	8	0	0	0	0	0	0	0	0	3	0	0	0	0	24	27
No answer	9	0	0	0	0	0	0	0	0	5	0	0	0	0	4	9
Not applicable	IAP	13626	354	7542	353	5907	10334	2817	2765	1340	4510	2023	2044	1974	1274	56863

1760. Thinking about the United Nations, which comes closest to your view?

[VAR: POWERUN]

<u>RESPONSE</u>	<u>PUNCH</u>	<u>YEAR</u>														
		<u>1972-82</u>	<u>1982B</u>	<u>1983-87</u>	<u>1987B</u>	<u>1988-91</u>	<u>1993-98</u>	<u>2000</u>	<u>2002</u>	<u>2004</u>	<u>2006</u>	<u>2008</u>	<u>2010</u>	<u>2012</u>	<u>2014</u>	<u>ALL</u>
The United Nations has too much power	1	0	0	0	0	0	0	0	0	312	0	0	0	0	0	312
The United Nations has about the right amount of power	2	0	0	0	0	0	0	0	0	597	0	0	0	0	0	597
The United Nations has too little power	3	0	0	0	0	0	0	0	0	365	0	0	0	0	0	365
Don't know what the United Nations is	4	0	0	0	0	0	0	0	0	119	0	0	0	0	0	119
Can't Choose	8	0	0	0	0	0	0	0	0	67	0	0	0	0	0	67
No answer	9	0	0	0	0	0	0	0	0	12	0	0	0	0	0	12
Not applicable	IAP	13626	354	7542	353	5907	10334	2817	2765	1340	4510	2023	2044	1974	2538	58127

1761. Which of these two statements comes closer to your view?

[VAR: GOVNGOS]

<u>RESPONSE</u>	<u>PUNCH</u>	<u>YEAR</u>														
		<u>1972-82</u>	<u>1982B</u>	<u>1983-87</u>	<u>1987B</u>	<u>1988-91</u>	<u>1993-98</u>	<u>2000</u>	<u>2002</u>	<u>2004</u>	<u>2006</u>	<u>2008</u>	<u>2010</u>	<u>2012</u>	<u>2014</u>	<u>ALL</u>
In international organizations, decisions should be left to national government representatives	1	0	0	0	0	0	0	0	0	516	0	0	0	0	0	516
In international organizations, citizens' organizations should be involved directly in the decision-making process	2	0	0	0	0	0	0	0	0	812	0	0	0	0	0	812
Can't choose	8	0	0	0	0	0	0	0	0	126	0	0	0	0	0	126
No answer	9	0	0	0	0	0	0	0	0	18	0	0	0	0	0	18
Not applicable	IAP	13626	354	7542	353	5907	10334	2817	2765	1340	4510	2023	2044	1974	2538	58127

1762. Which of these two statements comes closer to your view?

[VAR: UNRGHTS]

<u>RESPONSE</u>	<u>PUNCH</u>	<u>YEAR</u>														
		<u>1972-82</u>	<u>1982B</u>	<u>1983-87</u>	<u>1987B</u>	<u>1988-91</u>	<u>1993-98</u>	<u>2000</u>	<u>2002</u>	<u>2004</u>	<u>2006</u>	<u>2008</u>	<u>2010</u>	<u>2012</u>	<u>2014</u>	<u>ALL</u>
If a country seriously violates human rights, the United Nations should intervene	1	0	0	0	0	0	0	0	0	1067	0	0	0	0	0	1067
Even if human rights are seriously violated, the country's sovereignty must be respected, and the United Nations should not intervene	2	0	0	0	0	0	0	0	0	271	0	0	0	0	0	271
Don't know what the United Nations is	3	0	0	0	0	0	0	0	0	61	0	0	0	0	0	61
Can't choose	8	0	0	0	0	0	0	0	0	51	0	0	0	0	0	51
No answer	9	0	0	0	0	0	0	0	0	22	0	0	0	0	0	22
Not applicable	IAP	13626	354	7542	353	5907	10334	2817	2765	1340	4510	2023	2044	1974	2538	58127

1763. Thinking now about politics in America, to what extent do you agree or disagree with the following statements?

HAND CARD E5

A. Political parties encourage people to become active in politics

[VAR: POLACTIVE]

<u>RESPONSE</u>	<u>PUNCH</u>	<u>YEAR</u>														
		<u>1972-82</u>	<u>1982B</u>	<u>1983-87</u>	<u>1987B</u>	<u>1988-91</u>	<u>1993-98</u>	<u>2000</u>	<u>2002</u>	<u>2004</u>	<u>2006</u>	<u>2008</u>	<u>2010</u>	<u>2012</u>	<u>2014</u>	<u>ALL</u>
Strongly Agree	1	0	0	0	0	0	0	0	0	178	0	0	0	0	92	270
Agree	2	0	0	0	0	0	0	0	0	738	0	0	0	0	508	1246
Neither Agree nor Disagree	3	0	0	0	0	0	0	0	0	317	0	0	0	0	346	663
Disagree	4	0	0	0	0	0	0	0	0	194	0	0	0	0	198	392
Strongly Disagree	5	0	0	0	0	0	0	0	0	23	0	0	0	0	40	63
Can't Choose	8	0	0	0	0	0	0	0	0	15	0	0	0	0	74	89
No answer	9	0	0	0	0	0	0	0	0	7	0	0	0	0	6	13
Not applicable	IAP	13626	354	7542	353	5907	10334	2817	2765	1340	4510	2023	2044	1974	1274	56863

B. Political parties do not give voters real policy choices

[VAR: CHOICES]

<u>RESPONSE</u>	<u>PUNCH</u>	<u>YEAR</u>														
		<u>1972-82</u>	<u>1982B</u>	<u>1983-87</u>	<u>1987B</u>	<u>1988-91</u>	<u>1993-98</u>	<u>2000</u>	<u>2002</u>	<u>2004</u>	<u>2006</u>	<u>2008</u>	<u>2010</u>	<u>2012</u>	<u>2014</u>	<u>ALL</u>
Strongly Agree	1	0	0	0	0	0	0	0	0	127	0	0	0	0	94	221
Agree	2	0	0	0	0	0	0	0	0	525	0	0	0	0	490	1015
Neither Agree nor Disagree	3	0	0	0	0	0	0	0	0	403	0	0	0	0	348	751
Disagree	4	0	0	0	0	0	0	0	0	364	0	0	0	0	210	574
Strongly Disagree	5	0	0	0	0	0	0	0	0	21	0	0	0	0	17	38
Can't Choose	8	0	0	0	0	0	0	0	0	24	0	0	0	0	97	121
No answer	9	0	0	0	0	0	0	0	0	8	0	0	0	0	8	16
Not applicable	IAP	13626	354	7542	353	5907	10334	2817	2765	1340	4510	2023	2044	1974	1274	56863

C. Referendums are a good way to decide important political questions.

[VAR: REFRNDMS]

<u>RESPONSE</u>	<u>PUNCH</u>	<u>YEAR</u>														
		<u>1972-82</u>	<u>1982B</u>	<u>1983-87</u>	<u>1987B</u>	<u>1988-91</u>	<u>1993-98</u>	<u>2000</u>	<u>2002</u>	<u>2004</u>	<u>2006</u>	<u>2008</u>	<u>2010</u>	<u>2012</u>	<u>2014</u>	<u>ALL</u>
Strongly Agree	1	0	0	0	0	0	0	0	0	161	0	0	0	0	73	234
Agree	2	0	0	0	0	0	0	0	0	715	0	0	0	0	491	1206
Neither Agree nor Disagree	3	0	0	0	0	0	0	0	0	379	0	0	0	0	369	748
Disagree	4	0	0	0	0	0	0	0	0	106	0	0	0	0	101	207
Strongly Disagree	5	0	0	0	0	0	0	0	0	17	0	0	0	0	25	42
Can't Choose	8	0	0	0	0	0	0	0	0	86	0	0	0	0	197	283
No answer	9	0	0	0	0	0	0	0	0	8	0	0	0	0	8	16
Not applicable	IAP	13626	354	7542	353	5907	10334	2817	2765	1340	4510	2023	2044	1974	1274	56863

REMARKS: Hand Card E5 contained punches 1-5 for POLACTV-REFRNDMS.

1764. Thinking of the last national election in America, how honest was it regarding the counting and reporting of the votes?

[VAR: ELECVOTE]

<u>RESPONSE</u>	<u>PUNCH</u>	<u>YEAR</u>														
		<u>1972-82</u>	<u>1982B</u>	<u>1983-87</u>	<u>1987B</u>	<u>1988-91</u>	<u>1993-98</u>	<u>2000</u>	<u>2002</u>	<u>2004</u>	<u>2006</u>	<u>2008</u>	<u>2010</u>	<u>2012</u>	<u>2014</u>	<u>ALL</u>
Very honest	1	0	0	0	0	0	0	0	0	195	0	0	0	0	305	500
Somewhat honest	2	0	0	0	0	0	0	0	0	364	0	0	0	0	422	786
Neither honest or dishonest	3	0	0	0	0	0	0	0	0	206	0	0	0	0	167	373
Somewhat dishonest	4	0	0	0	0	0	0	0	0	339	0	0	0	0	126	465
Very dishonest	5	0	0	0	0	0	0	0	0	328	0	0	0	0	52	380
Can't choose	8	0	0	0	0	0	0	0	0	34	0	0	0	0	186	220
No answer	9	0	0	0	0	0	0	0	0	6	0	0	0	0	6	12
Not applicable	IAP	13626	354	7542	353	5907	10334	2817	2765	1340	4510	2023	2044	1974	1274	56863

1765. Thinking of the last national election in America, how fair was it regarding the opportunities of the candidates and parties to campaign?

[VAR: ELECFAIR]

<u>RESPONSE</u>	<u>PUNCH</u>	<u>YEAR</u>														
		<u>1972-82</u>	<u>1982B</u>	<u>1983-87</u>	<u>1987B</u>	<u>1988-91</u>	<u>1993-98</u>	<u>2000</u>	<u>2002</u>	<u>2004</u>	<u>2006</u>	<u>2008</u>	<u>2010</u>	<u>2012</u>	<u>2014</u>	<u>ALL</u>
Very fair	1	0	0	0	0	0	0	0	0	521	0	0	0	0	358	879
Somewhat fair	2	0	0	0	0	0	0	0	0	479	0	0	0	0	433	912
Neither fair or unfair	3	0	0	0	0	0	0	0	0	221	0	0	0	0	176	397
Somewhat unfair	4	0	0	0	0	0	0	0	0	145	0	0	0	0	100	245
Very unfair	5	0	0	0	0	0	0	0	0	60	0	0	0	0	46	106
Can't choose	8	0	0	0	0	0	0	0	0	40	0	0	0	0	145	185
No answer	9	0	0	0	0	0	0	0	0	6	0	0	0	0	6	12
Not applicable	IAP	13626	354	7542	353	5907	10334	2817	2765	1340	4510	2023	2044	1974	1274	56863

1766. Thinking of government administrators in America, how committed are they to serve the people?

[VAR: SERVEPEO]

<u>RESPONSE</u>	<u>PUNCH</u>	<u>YEAR</u>														
		<u>1972-82</u>	<u>1982B</u>	<u>1983-87</u>	<u>1987B</u>	<u>1988-91</u>	<u>1993-98</u>	<u>2000</u>	<u>2002</u>	<u>2004</u>	<u>2006</u>	<u>2008</u>	<u>2010</u>	<u>2012</u>	<u>2014</u>	<u>ALL</u>
Very committed	1	0	0	0	0	0	0	0	0	167	0	0	0	0	94	261
Somewhat committed	2	0	0	0	0	0	0	0	0	923	0	0	0	0	658	1581
Not very committed	3	0	0	0	0	0	0	0	0	286	0	0	0	0	334	620
Not at all committed	4	0	0	0	0	0	0	0	0	69	0	0	0	0	102	171
Can't choose	8	0	0	0	0	0	0	0	0	21	0	0	0	0	70	91
No answer	9	0	0	0	0	0	0	0	0	6	0	0	0	0	6	12
Not applicable	IAP	13626	354	7542	353	5907	10334	2817	2765	1340	4510	2023	2044	1974	1274	56863

1767. When the government administrators make serious mistakes in America how likely is it that they will be corrected?

[VAR: FIXMISTK]

<u>RESPONSE</u>	<u>PUNCH</u>	<u>YEAR</u>														
		<u>1972-82</u>	<u>1982B</u>	<u>1983-87</u>	<u>1987B</u>	<u>1988-91</u>	<u>1993-98</u>	<u>2000</u>	<u>2002</u>	<u>2004</u>	<u>2006</u>	<u>2008</u>	<u>2010</u>	<u>2012</u>	<u>2014</u>	<u>ALL</u>
Very likely	1	0	0	0	0	0	0	0	0	126	0	0	0	0	0	126
Somewhat likely	2	0	0	0	0	0	0	0	0	591	0	0	0	0	0	591
Not very likely	3	0	0	0	0	0	0	0	0	590	0	0	0	0	0	590
Not at all likely	4	0	0	0	0	0	0	0	0	142	0	0	0	0	0	142
Can't choose	8	0	0	0	0	0	0	0	0	17	0	0	0	0	0	17
No answer	9	0	0	0	0	0	0	0	0	6	0	0	0	0	0	6
Not applicable	IAP	13626	354	7542	353	5907	10334	2817	2765	1340	4510	2023	2044	1974	2538	58127

1768. How widespread do you think corruption is in the public service in America?

[VAR: CORRUPTN]

<u>RESPONSE</u>	<u>PUNCH</u>	<u>YEAR</u>														
		<u>1972-82</u>	<u>1982B</u>	<u>1983-87</u>	<u>1987B</u>	<u>1988-91</u>	<u>1993-98</u>	<u>2000</u>	<u>2002</u>	<u>2004</u>	<u>2006</u>	<u>2008</u>	<u>2010</u>	<u>2012</u>	<u>2014</u>	<u>ALL</u>
Hardly anyone is involved	1	0	0	0	0	0	0	0	0	18	0	0	0	0	9	27
A small number of people are involved	2	0	0	0	0	0	0	0	0	418	0	0	0	0	270	688
A moderate number of people are involved	3	0	0	0	0	0	0	0	0	573	0	0	0	0	449	1022
A lot of people are involved	4	0	0	0	0	0	0	0	0	309	0	0	0	0	353	662
Almost everyone is involved	5	0	0	0	0	0	0	0	0	115	0	0	0	0	98	213
Can't choose	8	0	0	0	0	0	0	0	0	32	0	0	0	0	79	111
No answer	9	0	0	0	0	0	0	0	0	7	0	0	0	0	6	13
Not applicable	IAP	13626	354	7542	353	5907	10334	2817	2765	1340	4510	2023	2044	1974	1274	56863

1769. On the whole, on a scale of 0 to 10 where 0 is very poorly and 10 is very well.

HAND CARD E6

A. How well does democracy work in America today?

[VAR: DEMTODAY]

<u>RESPONSE</u>	<u>PUNCH</u>	<u>YEAR</u>														
		<u>1972-82</u>	<u>1982B</u>	<u>1983-87</u>	<u>1987B</u>	<u>1988-91</u>	<u>1993-98</u>	<u>2000</u>	<u>2002</u>	<u>2004</u>	<u>2006</u>	<u>2008</u>	<u>2010</u>	<u>2012</u>	<u>2014</u>	<u>ALL</u>
Very Poorly	0	0	0	0	0	0	0	0	0	50	0	0	0	0	32	82
1	1	0	0	0	0	0	0	0	0	5	0	0	0	0	13	18
2	2	0	0	0	0	0	0	0	0	23	0	0	0	0	44	67
3	3	0	0	0	0	0	0	0	0	58	0	0	0	0	77	135
4	4	0	0	0	0	0	0	0	0	67	0	0	0	0	83	150
5	5	0	0	0	0	0	0	0	0	227	0	0	0	0	249	476
6	6	0	0	0	0	0	0	0	0	170	0	0	0	0	177	347
7	7	0	0	0	0	0	0	0	0	277	0	0	0	0	235	512
8	8	0	0	0	0	0	0	0	0	316	0	0	0	0	164	480
9	9	0	0	0	0	0	0	0	0	108	0	0	0	0	45	153
Very Well	10	0	0	0	0	0	0	0	0	140	0	0	0	0	55	195
Don't know	98	0	0	0	0	0	0	0	0	25	0	0	0	0	64	89
No answer	99	0	0	0	0	0	0	0	0	6	0	0	0	0	26	32
Not applicable	IAP	13626	354	7542	353	5907	10334	2817	2765	1340	4510	2023	2044	1974	1274	56863

B. And what about 10 years ago? How well did democracy work in America then?

[VAR: DEM10PST]

<u>RESPONSE</u>	<u>PUNCH</u>	<u>YEAR</u>														
		<u>1972-82</u>	<u>1982B</u>	<u>1983-87</u>	<u>1987B</u>	<u>1988-91</u>	<u>1993-98</u>	<u>2000</u>	<u>2002</u>	<u>2004</u>	<u>2006</u>	<u>2008</u>	<u>2010</u>	<u>2012</u>	<u>2014</u>	<u>ALL</u>
Very Poorly	0	0	0	0	0	0	0	0	0	41	0	0	0	0	24	65
1	1	0	0	0	0	0	0	0	0	7	0	0	0	0	7	14
2	2	0	0	0	0	0	0	0	0	29	0	0	0	0	33	62
3	3	0	0	0	0	0	0	0	0	36	0	0	0	0	55	91
4	4	0	0	0	0	0	0	0	0	72	0	0	0	0	84	156
5	5	0	0	0	0	0	0	0	0	195	0	0	0	0	223	418
6	6	0	0	0	0	0	0	0	0	145	0	0	0	0	121	266
7	7	0	0	0	0	0	0	0	0	242	0	0	0	0	218	460
8	8	0	0	0	0	0	0	0	0	310	0	0	0	0	203	513
9	9	0	0	0	0	0	0	0	0	134	0	0	0	0	75	209
Very Well	10	0	0	0	0	0	0	0	0	167	0	0	0	0	75	242
Don't Know	98	0	0	0	0	0	0	0	0	87	0	0	0	0	96	183
No answer	99	0	0	0	0	0	0	0	0	7	0	0	0	0	50	57
Not applicable	IAP	13626	354	7542	353	5907	10334	2817	2765	1340	4510	2023	2044	1974	1274	56863

C. And how about 10 years from now? How well do you think democracy will work in America then?

[VAR: DEM10FUT]

<u>RESPONSE</u>	<u>PUNCH</u>	<u>YEAR</u>														
		<u>1972-82</u>	<u>1982B</u>	<u>1983-87</u>	<u>1987B</u>	<u>1988-91</u>	<u>1993-98</u>	<u>2000</u>	<u>2002</u>	<u>2004</u>	<u>2006</u>	<u>2008</u>	<u>2010</u>	<u>2012</u>	<u>2014</u>	<u>ALL</u>
Very Poorly	0	0	0	0	0	0	0	0	0	72	0	0	0	0	66	138
1	1	0	0	0	0	0	0	0	0	30	0	0	0	0	45	75
2	2	0	0	0	0	0	0	0	0	53	0	0	0	0	74	127
3	3	0	0	0	0	0	0	0	0	90	0	0	0	0	81	171
4	4	0	0	0	0	0	0	0	0	109	0	0	0	0	91	200
5	5	0	0	0	0	0	0	0	0	181	0	0	0	0	180	361
6	6	0	0	0	0	0	0	0	0	131	0	0	0	0	108	239
7	7	0	0	0	0	0	0	0	0	197	0	0	0	0	168	365
8	8	0	0	0	0	0	0	0	0	250	0	0	0	0	117	367
9	9	0	0	0	0	0	0	0	0	106	0	0	0	0	59	165
Very Well	10	0	0	0	0	0	0	0	0	150	0	0	0	0	74	224
Don't know	98	0	0	0	0	0	0	0	0	94	0	0	0	0	151	245
No answer	99	0	0	0	0	0	0	0	0	9	0	0	0	0	50	59
Not applicable	IAP	13626	354	7542	353	5907	10334	2817	2765	1340	4510	2023	2044	1974	1274	56863

REMARKS: Hand Card E6 contained punches 1-10.

1770. Here are some views regarding America's political system. Which of these statements is closer to your view?

[VAR: DEMRGHTS]

<u>RESPONSE</u>	<u>PUNCH</u>	<u>YEAR</u>														
		<u>1972-82</u>	<u>1982B</u>	<u>1983-87</u>	<u>1987B</u>	<u>1988-91</u>	<u>1993-98</u>	<u>2000</u>	<u>2002</u>	<u>2004</u>	<u>2006</u>	<u>2008</u>	<u>2010</u>	<u>2012</u>	<u>2014</u>	<u>ALL</u>
Under no circumstances should democratic rights be restricted by the government	1	0	0	0	0	0	0	0	0	991	0	0	0	0	0	991
When the government thinks it is necessary it should restrict democratic rights	2	0	0	0	0	0	0	0	0	373	0	0	0	0	0	373
Can't choose	8	0	0	0	0	0	0	0	0	85	0	0	0	0	0	85
No answer	9	0	0	0	0	0	0	0	0	23	0	0	0	0	0	23
Not applicable	IAP	13626	354	7542	353	5907	10334	2817	2765	1340	4510	2023	2044	1974	2538	58127

1771. Here are some different forms of political and social action that people can take. Please indicate, for each one, whether you have done any of these things in the past year, whether you have done it in the more distant past, whether you have not done it but might do it, or have not done it and would never, under any circumstances, do it.

HAND

I. Expressed political views on the internet

[VAR: POLINTER]

RESPONSE	PUNCH	YEAR											ALL			
		1972-82	1982B	1983-87	1987B	1988-91	1993-98	2000	2002	2004	2006	2008		2010	2012	2014
Have done it in the past year	1	0	0	0	0	0	0	0	0	0	0	0	0	0	179	179
Have done it in the more distant past	2	0	0	0	0	0	0	0	0	0	0	0	0	0	96	96
Have not done it but might do it	3	0	0	0	0	0	0	0	0	0	0	0	0	0	280	280
Have not done it and would never do it	4	0	0	0	0	0	0	0	0	0	0	0	0	0	686	686
Can't Choose	8	0	0	0	0	0	0	0	0	0	0	0	0	0	21	21
No answer	9	0	0	0	0	0	0	0	0	0	0	0	0	0	2	2
Not applicable	IAP	13626	354	7542	353	5907	10334	2817	2765	2812	4510	2023	2044	1974	1274	58335

REMARKS: Hardcard F3 contained responses 1-4.

1772. How often do you use the media, including television, newspapers, radio and the internet, to get political news or information?

HAND

[VAR:POLNEWS]

RESPONSE	PUNCH	YEAR											ALL			
		1972-82	1982B	1983-87	1987B	1988-91	1993-98	2000	2002	2004	2006	2008		2010	2012	2014
Several times a day	1	0	0	0	0	0	0	0	0	0	0	0	0	0	344	344
Once a day	2	0	0	0	0	0	0	0	0	0	0	0	0	0	371	371
5-6 days a week	3	0	0	0	0	0	0	0	0	0	0	0	0	0	90	90
3-4 days a week	4	0	0	0	0	0	0	0	0	0	0	0	0	0	91	91
1-2 days a week	5	0	0	0	0	0	0	0	0	0	0	0	0	0	101	101
Less than 1 day a week	6	0	0	0	0	0	0	0	0	0	0	0	0	0	145	145
Never	7	0	0	0	0	0	0	0	0	0	0	0	0	0	111	111
Can't choose	8	0	0	0	0	0	0	0	0	0	0	0	0	0	10	10
No answer	REF	0	0	0	0	0	0	0	0	0	0	0	0	0	1	1
Not applicable	IAP	13626	354	7542	353	5907	10334	2817	2765	2812	4510	2023	2044	1974	1274	58335

REMARKS: Hardcard F4 contained responses 1-7.

1773. On a scale of 1 to 7, where 1 is not at all important and 7 is very important, how important is it:

HAND CARD F7

A. That governments respect democratic rights whatever the circumstances

[VAR: GVTRGHTS]

<u>RESPONSE</u>	<u>PUNCH</u>	<u>YEAR</u>														
		<u>1972-82</u>	<u>1982B</u>	<u>1983-87</u>	<u>1987B</u>	<u>1988-91</u>	<u>1993-98</u>	<u>2000</u>	<u>2002</u>	<u>2004</u>	<u>2006</u>	<u>2008</u>	<u>2010</u>	<u>2012</u>	<u>2014</u>	<u>ALL</u>
1 - Not at all important	1	0	0	0	0	0	0	0	0	0	0	0	0	0	18	18
2	2	0	0	0	0	0	0	0	0	0	0	0	0	0	13	13
3	3	0	0	0	0	0	0	0	0	0	0	0	0	0	36	36
4	4	0	0	0	0	0	0	0	0	0	0	0	0	0	128	128
5	5	0	0	0	0	0	0	0	0	0	0	0	0	0	159	159
6	6	0	0	0	0	0	0	0	0	0	0	0	0	0	220	220
7 - Very important	7	0	0	0	0	0	0	0	0	0	0	0	0	0	608	608
Can't choose	8	0	0	0	0	0	0	0	0	0	0	0	0	0	80	80
No answer	9	0	0	0	0	0	0	0	0	0	0	0	0	0	2	2
Not applicable	IAP	13626	354	7542	353	5907	10334	2817	2765	2812	4510	2023	2044	1974	1274	58335

B. That people convicted of serious crimes lose their citizen rights

[VAR: CRIMLOSE]

<u>RESPONSE</u>	<u>PUNCH</u>	<u>YEAR</u>														
		<u>1972-82</u>	<u>1982B</u>	<u>1983-87</u>	<u>1987B</u>	<u>1988-91</u>	<u>1993-98</u>	<u>2000</u>	<u>2002</u>	<u>2004</u>	<u>2006</u>	<u>2008</u>	<u>2010</u>	<u>2012</u>	<u>2014</u>	<u>ALL</u>
Not at all important	1	0	0	0	0	0	0	0	0	0	0	0	0	0	99	99
2	2	0	0	0	0	0	0	0	0	0	0	0	0	0	71	71
3	3	0	0	0	0	0	0	0	0	0	0	0	0	0	77	77
4	4	0	0	0	0	0	0	0	0	0	0	0	0	0	163	163
5	5	0	0	0	0	0	0	0	0	0	0	0	0	0	161	161
6	6	0	0	0	0	0	0	0	0	0	0	0	0	0	170	170
Very Important	7	0	0	0	0	0	0	0	0	0	0	0	0	0	390	390
Can't Choose	8	0	0	0	0	0	0	0	0	0	0	0	0	0	129	129
No answer	9	0	0	0	0	0	0	0	0	0	0	0	0	0	4	4
Not applicable	IAP	13626	354	7542	353	5907	10334	2817	2765	2812	4510	2023	2044	1974	1274	58335

C. That long-term residents of a country, who are not citizens, have the right to vote in that country's national elections

[VAR: NTCITVTE]

RESPONSE	PUNCH	YEAR														
		1972-82	1982B	1983-87	1987B	1988-91	1993-98	2000	2002	2004	2006	2008	2010	2012	2014	ALL
Not at all important	1	0	0	0	0	0	0	0	0	0	0	0	0	0	487	487
	2	0	0	0	0	0	0	0	0	0	0	0	0	0	129	129
	3	0	0	0	0	0	0	0	0	0	0	0	0	0	72	72
	4	0	0	0	0	0	0	0	0	0	0	0	0	0	116	116
	5	0	0	0	0	0	0	0	0	0	0	0	0	0	107	107
	6	0	0	0	0	0	0	0	0	0	0	0	0	0	74	74
Very Imporant	7	0	0	0	0	0	0	0	0	0	0	0	0	0	167	167
Can't Choose	8	0	0	0	0	0	0	0	0	0	0	0	0	0	109	109
No answer	9	0	0	0	0	0	0	0	0	0	0	0	0	0	3	3
Not applicable	IAP	13626	354	7542	353	5907	10334	2817	2765	2812	4510	2023	2044	1974	1274	58335

D. That citizens have the right not to vote.

[VAR: NOTVOTE]

RESPONSE	PUNCH	YEAR														
		1972-82	1982B	1983-87	1987B	1988-91	1993-98	2000	2002	2004	2006	2008	2010	2012	2014	ALL
Not at all important	1	0	0	0	0	0	0	0	0	0	0	0	0	0	90	90
	2	0	0	0	0	0	0	0	0	0	0	0	0	0	26	26
	3	0	0	0	0	0	0	0	0	0	0	0	0	0	31	31
	4	0	0	0	0	0	0	0	0	0	0	0	0	0	139	139
	5	0	0	0	0	0	0	0	0	0	0	0	0	0	124	124
	6	0	0	0	0	0	0	0	0	0	0	0	0	0	174	174
Very Imporant	7	0	0	0	0	0	0	0	0	0	0	0	0	0	629	629
Can't Choose	8	0	0	0	0	0	0	0	0	0	0	0	0	0	47	47
No answer	9	0	0	0	0	0	0	0	0	0	0	0	0	0	4	4
Not applicable	IAP	13626	354	7542	353	5907	10334	2817	2765	2812	4510	2023	2044	1974	1275	58336

E. That health care be provided for everyone

[VAR: HLTHALL]

<u>RESPONSE</u>	<u>PUNCH</u>	<u>YEAR</u>														
		<u>1972-82</u>	<u>1982B</u>	<u>1983-87</u>	<u>1987B</u>	<u>1988-91</u>	<u>1993-98</u>	<u>2000</u>	<u>2002</u>	<u>2004</u>	<u>2006</u>	<u>2008</u>	<u>2010</u>	<u>2012</u>	<u>2014</u>	<u>ALL</u>
Not at all important	1	0	0	0	0	0	0	0	0	0	0	0	0	0	79	79
	2	0	0	0	0	0	0	0	0	0	0	0	0	0	38	38
	3	0	0	0	0	0	0	0	0	0	0	0	0	0	47	47
	4	0	0	0	0	0	0	0	0	0	0	0	0	0	121	121
	5	0	0	0	0	0	0	0	0	0	0	0	0	0	88	88
	6	0	0	0	0	0	0	0	0	0	0	0	0	0	151	151
Very Important	7	0	0	0	0	0	0	0	0	0	0	0	0	0	696	696
Can't Choose	8	0	0	0	0	0	0	0	0	0	0	0	0	0	42	42
No answer	9	0	0	0	0	0	0	0	0	0	0	0	0	0	2	2
Not applicable	IAP	13626	354	7542	353	5907	10334	2817	2765	2812	4510	2023	2044	1974	1274	58335

REMARKS: Hand Card F11 contained punches 1-8 for CRIMLOSE-HLTHALL

1774. In politics people sometimes talk of left and right. Where would you place yourself on a scale from 0 to 10 where 0 means the left and 10 means the right?

HAND CARD F11

[VAR: LEFTRGHT]

RESPONSE	PUNCH	YEAR														
		1972-82	1982B	1983-87	1987B	1988-91	1993-98	2000	2002	2004	2006	2008	2010	2012	2014	ALL
Left	0	0	0	0	0	0	0	0	0	0	0	0	0	0	43	43
1	1	0	0	0	0	0	0	0	0	0	0	0	0	0	21	21
2	2	0	0	0	0	0	0	0	0	0	0	0	0	0	51	51
3	3	0	0	0	0	0	0	0	0	0	0	0	0	0	67	67
4	4	0	0	0	0	0	0	0	0	0	0	0	0	0	87	87
5	5	0	0	0	0	0	0	0	0	0	0	0	0	0	447	447
6	6	0	0	0	0	0	0	0	0	0	0	0	0	0	92	92
7	7	0	0	0	0	0	0	0	0	0	0	0	0	0	85	85
8	8	0	0	0	0	0	0	0	0	0	0	0	0	0	81	81
9	9	0	0	0	0	0	0	0	0	0	0	0	0	0	21	21
Right	10	0	0	0	0	0	0	0	0	0	0	0	0	0	70	70
Don't know	dk	0	0	0	0	0	0	0	0	0	0	0	0	0	162	162
No answer	REF	0	0	0	0	0	0	0	0	0	0	0	0	0	37	37
Not applicable	IAP	13626	354	7542	353	5907	10334	2817	2765	2812	4510	2023	2044	1974	1274	58335

REMARKS: Hand Card F11 contained punches 1-10 for LEFTRGHT

1775. After I read off three statements, please tell me which one comes closest to your views about the origin and development of man.

[VAR: CREATION]

1. God created man pretty much in his present form at one time within the last 10,000 years
2. Man have developed over millions of years from less advanced forms of life. God had no part in this process
3. Man has developed over millions of years from less advanced forms of life, but God guided this process, including man's creation
4. OTHER/DON'T KNOW

RESPONSE	PUNCH	YEAR														
		<u>1972-82</u>	<u>1982B</u>	<u>1983-87</u>	<u>1987B</u>	<u>1988-91</u>	<u>1993-98</u>	<u>2000</u>	<u>2002</u>	<u>2004</u>	<u>2006</u>	<u>2008</u>	<u>2010</u>	<u>2012</u>	<u>2014</u>	<u>ALL</u>
God created man pretty much in his present form at one time within the last 10,000 years	1	0	0	0	0	0	0	0	0	608	0	0	0	0	0	608
Man have developed over millions of years from less advanced forms of life. God had no part in this process	2	0	0	0	0	0	0	0	0	170	0	0	0	0	0	170
Man has developed over millions of years from less advanced forms of life, but God guided this process, including man's creation	3	0	0	0	0	0	0	0	0	598	0	0	0	0	0	598
OTHER/ Don't know	4	0	0	0	0	0	0	0	0	52	0	0	0	0	0	52
Can't choose	8	0	0	0	0	0	0	0	0	26	0	0	0	0	0	26
No answer	9	0	0	0	0	0	0	0	0	18	0	0	0	0	0	18
Not applicable	IAP	13626	354	7542	353	5907	10334	2817	2765	1340	4510	2023	2044	1974	2538	58127

1776. From the statement I'll read, look at this card and tell me which answer comes closest to your opinion on how true it is.

HAND CARD E7

Human beings developed from earlier species of animals.

[VAR: SCITESTY]

RESPONSE	PUNCH	YEAR														
		1972-82	1982B	1983-87	1987B	1988-91	1993-98	2000	2002	2004	2006	2008	2010	2012	2014	ALL
Definitely true	1	0	0	0	0	0	0	0	0	219	0	0	0	0	0	219
Probably true	2	0	0	0	0	0	0	0	0	425	0	0	0	0	0	425
Probably not true	3	0	0	0	0	0	0	0	0	218	0	0	0	0	0	218
Definitely not true	4	0	0	0	0	0	0	0	0	580	0	0	0	0	0	580
Can't choose	8	0	0	0	0	0	0	0	0	22	0	0	0	0	0	22
No answer	9	0	0	0	0	0	0	0	0	8	0	0	0	0	0	8
Not applicable	IAP	13626	354	7542	353	5907	10334	2817	2765	1340	4510	2023	2044	1974	2538	58127

REMARKS: Hand Card E7 contained punches 1-4 for SCITESTY.

**THE 2006 MODULE: PERSONALITY TRAITS
(BIG5A1-BIG5E2)**

1777. To what extent do you agree or disagree with the following statements? I see myself as someone who...

A. ...is reserved

[VAR: BIG5A1]

<u>RESPONSE</u>	<u>PUNCH</u>	<u>YEAR</u>														
		<u>1972-82</u>	<u>1982B</u>	<u>1983-87</u>	<u>1987B</u>	<u>1988-91</u>	<u>1993-98</u>	<u>2000</u>	<u>2002</u>	<u>2004</u>	<u>2006</u>	<u>2008</u>	<u>2010</u>	<u>2012</u>	<u>2014</u>	<u>ALL</u>
Strongly agree	1	0	0	0	0	0	0	0	0	0	200	0	0	0	0	200
Agree	2	0	0	0	0	0	0	0	0	0	632	0	0	0	0	632
Neither agree nor disagree	3	0	0	0	0	0	0	0	0	0	253	0	0	0	0	253
Disagree	4	0	0	0	0	0	0	0	0	0	317	0	0	0	0	317
Strongly disagree	5	0	0	0	0	0	0	0	0	0	102	0	0	0	0	102
Don't know	8	0	0	0	0	0	0	0	0	0	12	0	0	0	0	12
Refused to answer	9	0	0	0	0	0	0	0	0	0	2	0	0	0	0	2
Not Applicable	IAP	13626	354	7542	353	5907	10334	2817	2765	2812	2992	2023	2044	1974	2538	58081

B. ...is generally trusting

[VAR: BIG5B1]

<u>RESPONSE</u>	<u>PUNCH</u>	<u>YEAR</u>														
		<u>1972-82</u>	<u>1982B</u>	<u>1983-87</u>	<u>1987B</u>	<u>1988-91</u>	<u>1993-98</u>	<u>2000</u>	<u>2002</u>	<u>2004</u>	<u>2006</u>	<u>2008</u>	<u>2010</u>	<u>2012</u>	<u>2014</u>	<u>ALL</u>
Strongly agree	1	0	0	0	0	0	0	0	0	0	523	0	0	0	0	523
Agree	2	0	0	0	0	0	0	0	0	0	771	0	0	0	0	771
Neither agree nor disagree	3	0	0	0	0	0	0	0	0	0	98	0	0	0	0	98
Disagree	4	0	0	0	0	0	0	0	0	0	106	0	0	0	0	106
Strongly disagree	5	0	0	0	0	0	0	0	0	0	16	0	0	0	0	16
Don't know	8	0	0	0	0	0	0	0	0	0	2	0	0	0	0	2
Refused to answer	9	0	0	0	0	0	0	0	0	0	2	0	0	0	0	2
Not Applicable	IAP	13626	354	7542	353	5907	10334	2817	2765	2812	2992	2023	2044	1974	2538	58081

C. ...does a thorough job

[VAR: BIG5C1]

<u>RESPONSE</u>	<u>PUNCH</u>	<u>YEAR</u>														
		<u>1972-82</u>	<u>1982B</u>	<u>1983-87</u>	<u>1987B</u>	<u>1988-91</u>	<u>1993-98</u>	<u>2000</u>	<u>2002</u>	<u>2004</u>	<u>2006</u>	<u>2008</u>	<u>2010</u>	<u>2012</u>	<u>2014</u>	<u>ALL</u>
Strongly agree	1	0	0	0	0	0	0	0	0	0	743	0	0	0	0	743
Agree	2	0	0	0	0	0	0	0	0	0	719	0	0	0	0	719
Neither agree nor disagree	3	0	0	0	0	0	0	0	0	0	43	0	0	0	0	43
Disagree	4	0	0	0	0	0	0	0	0	0	9	0	0	0	0	9
Strongly disagree	5	0	0	0	0	0	0	0	0	0	0	0	0	0	0	0
Don't know	8	0	0	0	0	0	0	0	0	0	2	0	0	0	0	2
Refused to answer	9	0	0	0	0	0	0	0	0	0	2	0	0	0	0	2
Not Applicable	IAP	13626	354	7542	353	5907	10334	2817	2765	2812	2992	2023	2044	1974	2538	58081

D. ...is relaxed, handles stress well

[VAR: BIG5D1]

<u>RESPONSE</u>	<u>PUNCH</u>	<u>YEAR</u>														
		<u>1972-82</u>	<u>1982B</u>	<u>1983-87</u>	<u>1987B</u>	<u>1988-91</u>	<u>1993-98</u>	<u>2000</u>	<u>2002</u>	<u>2004</u>	<u>2006</u>	<u>2008</u>	<u>2010</u>	<u>2012</u>	<u>2014</u>	<u>ALL</u>
Strongly agree	1	0	0	0	0	0	0	0	0	0	305	0	0	0	0	305
Agree	2	0	0	0	0	0	0	0	0	0	692	0	0	0	0	692
Neither agree nor disagree	3	0	0	0	0	0	0	0	0	0	247	0	0	0	0	247
Disagree	4	0	0	0	0	0	0	0	0	0	219	0	0	0	0	219
Strongly disagree	5	0	0	0	0	0	0	0	0	0	52	0	0	0	0	52
Don't know	8	0	0	0	0	0	0	0	0	0	1	0	0	0	0	1
Refused to answer	9	0	0	0	0	0	0	0	0	0	2	0	0	0	0	2
Not Applicable	IAP	13626	354	7542	353	5907	10334	2817	2765	2812	2992	2023	2044	1974	2538	58081

E. ...has an active imagination

[VAR: BIG5E1]

<u>RESPONSE</u>	<u>PUNCH</u>	<u>YEAR</u>														
		<u>1972-82</u>	<u>1982B</u>	<u>1983-87</u>	<u>1987B</u>	<u>1988-91</u>	<u>1993-98</u>	<u>2000</u>	<u>2002</u>	<u>2004</u>	<u>2006</u>	<u>2008</u>	<u>2010</u>	<u>2012</u>	<u>2014</u>	<u>ALL</u>
Strongly agree	1	0	0	0	0	0	0	0	0	0	463	0	0	0	0	463
Agree	2	0	0	0	0	0	0	0	0	0	688	0	0	0	0	688
Neither agree nor disagree	3	0	0	0	0	0	0	0	0	0	204	0	0	0	0	204
Disagree	4	0	0	0	0	0	0	0	0	0	140	0	0	0	0	140
Strongly disagree	5	0	0	0	0	0	0	0	0	0	15	0	0	0	0	15
Don't know	8	0	0	0	0	0	0	0	0	0	6	0	0	0	0	6
Refused to answer	9	0	0	0	0	0	0	0	0	0	2	0	0	0	0	2
Not Applicable	IAP	13626	354	7542	353	5907	10334	2817	2765	2812	2992	2023	2044	1974	2538	58081

1778. To what extent do you agree or disagree with the following statements? I see myself as someone who...)

A. ...is outgoing, sociable

[VAR: BIG5A2]

<u>RESPONSE</u>	<u>PUNCH</u>	<u>YEAR</u>														
		<u>1972-82</u>	<u>1982B</u>	<u>1983-87</u>	<u>1987B</u>	<u>1988-91</u>	<u>1993-98</u>	<u>2000</u>	<u>2002</u>	<u>2004</u>	<u>2006</u>	<u>2008</u>	<u>2010</u>	<u>2012</u>	<u>2014</u>	<u>ALL</u>
Strongly agree	1	0	0	0	0	0	0	0	0	0	467	0	0	0	0	467
Agree	2	0	0	0	0	0	0	0	0	0	707	0	0	0	0	707
Neither agree nor disagree	3	0	0	0	0	0	0	0	0	0	178	0	0	0	0	178
Disagree	4	0	0	0	0	0	0	0	0	0	150	0	0	0	0	150
Strongly disagree	5	0	0	0	0	0	0	0	0	0	14	0	0	0	0	14
Don't know	8	0	0	0	0	0	0	0	0	0	2	0	0	0	0	2
Refused to answer	9	0	0	0	0	0	0	0	0	0	0	0	0	0	0	0
Not Applicable	IAP	13626	354	7542	353	5907	10334	2817	2765	2812	2992	2023	2044	1974	2538	58081

B. ...tends to find fault with others

[VAR: BIG5B2]

<u>RESPONSE</u>	<u>PUNCH</u>	<u>YEAR</u>														
		<u>1972-82</u>	<u>1982B</u>	<u>1983-87</u>	<u>1987B</u>	<u>1988-91</u>	<u>1993-98</u>	<u>2000</u>	<u>2002</u>	<u>2004</u>	<u>2006</u>	<u>2008</u>	<u>2010</u>	<u>2012</u>	<u>2014</u>	<u>ALL</u>
Strongly agree	1	0	0	0	0	0	0	0	0	0	55	0	0	0	0	55
Agree	2	0	0	0	0	0	0	0	0	0	283	0	0	0	0	283
Neither agree nor disagree	3	0	0	0	0	0	0	0	0	0	287	0	0	0	0	287
Disagree	4	0	0	0	0	0	0	0	0	0	730	0	0	0	0	730
Strongly disagree	5	0	0	0	0	0	0	0	0	0	160	0	0	0	0	160
Don't know	8	0	0	0	0	0	0	0	0	0	1	0	0	0	0	1
Refused to answer	9	0	0	0	0	0	0	0	0	0	2	0	0	0	0	2
Not Applicable	IAP	13626	354	7542	353	5907	10334	2817	2765	2812	2992	2023	2044	1974	2538	58081

C. ...tends to be lazy

[VAR: BIG5C2]

<u>RESPONSE</u>	<u>PUNCH</u>	<u>YEAR</u>														
		<u>1972-82</u>	<u>1982B</u>	<u>1983-87</u>	<u>1987B</u>	<u>1988-91</u>	<u>1993-98</u>	<u>2000</u>	<u>2002</u>	<u>2004</u>	<u>2006</u>	<u>2008</u>	<u>2010</u>	<u>2012</u>	<u>2014</u>	<u>ALL</u>
Strongly agree	1	0	0	0	0	0	0	0	0	0	21	0	0	0	0	21
Agree	2	0	0	0	0	0	0	0	0	0	101	0	0	0	0	101
Neither agree nor disagree	3	0	0	0	0	0	0	0	0	0	144	0	0	0	0	144
Disagree	4	0	0	0	0	0	0	0	0	0	704	0	0	0	0	704
Strongly disagree	5	0	0	0	0	0	0	0	0	0	545	0	0	0	0	545
Don't know	8	0	0	0	0	0	0	0	0	0	1	0	0	0	0	1
Refused to answer	9	0	0	0	0	0	0	0	0	0	2	0	0	0	0	2
Not Applicable	IAP	13626	354	7542	353	5907	10334	2817	2765	2812	2992	2023	2044	1974	2538	58081

D. ...gets nervous easily

[VAR: BIG5D2]

<u>RESPONSE</u>	<u>PUNCH</u>	<u>YEAR</u>														
		<u>1972-82</u>	<u>1982B</u>	<u>1983-87</u>	<u>1987B</u>	<u>1988-91</u>	<u>1993-98</u>	<u>2000</u>	<u>2002</u>	<u>2004</u>	<u>2006</u>	<u>2008</u>	<u>2010</u>	<u>2012</u>	<u>2014</u>	<u>ALL</u>
Strongly agree	1	0	0	0	0	0	0	0	0	0	73	0	0	0	0	73
Agree	2	0	0	0	0	0	0	0	0	0	325	0	0	0	0	325
Neither agree nor disagree	3	0	0	0	0	0	0	0	0	0	192	0	0	0	0	192
Disagree	4	0	0	0	0	0	0	0	0	0	694	0	0	0	0	694
Strongly disagree	5	0	0	0	0	0	0	0	0	0	232	0	0	0	0	232
Don't know	8	0	0	0	0	0	0	0	0	0	2	0	0	0	0	2
Refused to answer	9	0	0	0	0	0	0	0	0	0	0	0	0	0	0	0
Not Applicable	IAP	13626	354	7542	353	5907	10334	2817	2765	2812	2992	2023	2044	1974	2538	58081

E. ...has few artistic interests

[VAR: BIG5E2]

<u>RESPONSE</u>	<u>PUNCH</u>	<u>YEAR</u>														
		<u>1972-82</u>	<u>1982B</u>	<u>1983-87</u>	<u>1987B</u>	<u>1988-91</u>	<u>1993-98</u>	<u>2000</u>	<u>2002</u>	<u>2004</u>	<u>2006</u>	<u>2008</u>	<u>2010</u>	<u>2012</u>	<u>2014</u>	<u>ALL</u>
Strongly agree	1	0	0	0	0	0	0	0	0	0	83	0	0	0	0	83
Agree	2	0	0	0	0	0	0	0	0	0	423	0	0	0	0	423
Neither agree nor disagree	3	0	0	0	0	0	0	0	0	0	218	0	0	0	0	218
Disagree	4	0	0	0	0	0	0	0	0	0	547	0	0	0	0	547
Strongly disagree	5	0	0	0	0	0	0	0	0	0	241	0	0	0	0	241
Don't know	8	0	0	0	0	0	0	0	0	0	4	0	0	0	0	4
Refused to answer	9	0	0	0	0	0	0	0	0	0	2	0	0	0	0	2
Not Applicable	IAP	13626	354	7542	353	5907	10334	2817	2765	2812	2992	2023	2044	1974	2538	58081

**CIVIL LIBERTIES
(FORBDCOM - ALLOWMAR)**

1779. A. Now I would like to ask you some questions about a man who admits he is a Communist. Suppose this admitted Communist wanted to make a speech in your community. Should he be forbidden from speaking or not?

[VAR: FORBDCOM]

<u>RESPONSE</u>	<u>PUNCH</u>	<u>YEAR</u>											<u>ALL</u>			
		<u>1972-82</u>	<u>1982B</u>	<u>1983-87</u>	<u>1987B</u>	<u>1988-91</u>	<u>1993-98</u>	<u>2000</u>	<u>2002</u>	<u>2004</u>	<u>2006</u>	<u>2008</u>		<u>2010</u>	<u>2012</u>	<u>2014</u>
Yes	1	0	0	0	0	164	0	0	0	0	0	0	0	0	0	164
No	2	0	0	0	0	314	0	0	0	0	0	0	0	0	0	314
Don't know	8	0	0	0	0	14	0	0	0	0	0	0	0	0	0	14
No answer	9	0	0	0	0	6	0	0	0	0	0	0	0	0	0	6
Not applicable (Form 2)	IAP	13626	354	7542	353	5409	10334	2817	2765	2812	4510	2023	2044	1974	2538	59101

B. Or consider a person who believes that Blacks are genetically inferior. If such a person wanted to make a speech in your community claiming that Blacks are inferior, should he be forbidden from speaking or not?

[VAR: FORBDRAC]

<u>RESPONSE</u>	<u>PUNCH</u>	<u>YEAR</u>											<u>ALL</u>			
		<u>1972-82</u>	<u>1982B</u>	<u>1983-87</u>	<u>1987B</u>	<u>1988-91</u>	<u>1993-98</u>	<u>2000</u>	<u>2002</u>	<u>2004</u>	<u>2006</u>	<u>2008</u>		<u>2010</u>	<u>2012</u>	<u>2014</u>
Yes	1	0	0	0	0	189	0	0	0	0	0	0	0	0	0	189
No	2	0	0	0	0	284	0	0	0	0	0	0	0	0	0	284
Don't know	8	0	0	0	0	18	0	0	0	0	0	0	0	0	0	18
No answer	9	0	0	0	0	7	0	0	0	0	0	0	0	0	0	7
Not applicable (Form 2)	IAP	13626	354	7542	353	5409	10334	2817	2765	2812	4510	2023	2044	1974	2538	59101

C. Do you think the law should forbid marriage between blacks and whites?

[VAR: FORBDMAR]

<u>RESPONSE</u>	<u>PUNCH</u>	<u>YEAR</u>											<u>ALL</u>			
		<u>1972-82</u>	<u>1982B</u>	<u>1983-87</u>	<u>1987B</u>	<u>1988-91</u>	<u>1993-98</u>	<u>2000</u>	<u>2002</u>	<u>2004</u>	<u>2006</u>	<u>2008</u>		<u>2010</u>	<u>2012</u>	<u>2014</u>
Yes	1	0	0	0	0	88	0	0	0	0	0	0	0	0	0	88
No	2	0	0	0	0	385	0	0	0	0	0	0	0	0	0	385
Don't know	8	0	0	0	0	18	0	0	0	0	0	0	0	0	0	18
No answer	9	0	0	0	0	7	0	0	0	0	0	0	0	0	0	7
Not applicable (Form 2)	IAP	13626	354	7542	353	5409	10334	2817	2765	2812	4510	2023	2044	1974	2538	59101

D. Now, I would like to ask you some questions about a man who admits he is a Communist. Suppose this admitted Communist wanted to make a speech in your community. Should he be allowed to speak?

[VAR: ALLOWCOM]

<u>RESPONSE</u>	<u>PUNCH</u>	<u>YEAR</u>														
		<u>1972-82</u>	<u>1982B</u>	<u>1983-87</u>	<u>1987B</u>	<u>1988-91</u>	<u>1993-98</u>	<u>2000</u>	<u>2002</u>	<u>2004</u>	<u>2006</u>	<u>2008</u>	<u>2010</u>	<u>2012</u>	<u>2014</u>	<u>ALL</u>
Yes	1	0	0	0	0	303	0	0	0	0	0	0	0	0	0	303
No	2	0	0	0	0	161	0	0	0	0	0	0	0	0	0	161
Don't know	8	0	0	0	0	13	0	0	0	0	0	0	0	0	0	13
No answer	9	0	0	0	0	31	0	0	0	0	0	0	0	0	0	31
Not applicable (Form 1)	IAP	13626	354	7542	353	5399	10334	2817	2765	2812	4510	2023	2044	1974	2538	59091

E. Or, consider a person who believes that Blacks are genetically inferior. If such a person wanted to speech in your community claiming that Blacks are inferior, should he be allowed to speak, make a or not?

[VAR: ALLOWRAC]

<u>RESPONSE</u>	<u>PUNCH</u>	<u>YEAR</u>														
		<u>1972-82</u>	<u>1982B</u>	<u>1983-87</u>	<u>1987B</u>	<u>1988-91</u>	<u>1993-98</u>	<u>2000</u>	<u>2002</u>	<u>2004</u>	<u>2006</u>	<u>2008</u>	<u>2010</u>	<u>2012</u>	<u>2014</u>	<u>ALL</u>
Yes	1	0	0	0	0	272	0	0	0	0	0	0	0	0	0	272
No	2	0	0	0	0	190	0	0	0	0	0	0	0	0	0	190
Don't know	8	0	0	0	0	14	0	0	0	0	0	0	0	0	0	14
No answer	9	0	0	0	0	32	0	0	0	0	0	0	0	0	0	32
Not applicable (Form 1)	IAP	13626	354	7542	353	5399	10334	2817	2765	2812	4510	2023	2044	1974	2538	59091

F. Do you think the law should allow marriages between blacks and whites?

[VAR: ALLOWMAR]

<u>RESPONSE</u>	<u>PUNCH</u>	<u>YEAR</u>														
		<u>1972-82</u>	<u>1982B</u>	<u>1983-87</u>	<u>1987B</u>	<u>1988-91</u>	<u>1993-98</u>	<u>2000</u>	<u>2002</u>	<u>2004</u>	<u>2006</u>	<u>2008</u>	<u>2010</u>	<u>2012</u>	<u>2014</u>	<u>ALL</u>
Yes	1	0	0	0	0	311	0	0	0	0	0	0	0	0	0	311
No	2	0	0	0	0	145	0	0	0	0	0	0	0	0	0	145
Don't know	8	0	0	0	0	22	0	0	0	0	0	0	0	0	0	22
No answer	9	0	0	0	0	30	0	0	0	0	0	0	0	0	0	30
Not applicable (Form 1)	IAP	13626	354	7542	353	5399	10334	2817	2765	2812	4510	2023	2044	1974	2538	59091

REMARKS: ALLOWCOM-ALLOWMAR were asked on Form 2. FORBDCOM-FORBDMAR were asked on Form 1.

**VICTIMS & AIDS
(CIDEKNEW-AIDSFARE)**

1780. Within the past 12 months, how many people have you known personally that were victims of homicide.

[VAR: CIDEKNEW]

<u>RESPONSE</u>	<u>PUNCH</u>	<u>YEAR</u>														
		<u>1972-82</u>	<u>1982B</u>	<u>1983-87</u>	<u>1987B</u>	<u>1988-91</u>	<u>1993-98</u>	<u>2000</u>	<u>2002</u>	<u>2004</u>	<u>2006</u>	<u>2008</u>	<u>2010</u>	<u>2012</u>	<u>2014</u>	<u>ALL</u>
0	0	0	0	0	0	3944	0	0	0	0	0	0	0	0	0	3944
1	1	0	0	0	0	279	0	0	0	0	0	0	0	0	0	279
2	2	0	0	0	0	97	0	0	0	0	0	0	0	0	0	97
3	3	0	0	0	0	40	0	0	0	0	0	0	0	0	0	40
4	4	0	0	0	0	12	0	0	0	0	0	0	0	0	0	12
5	5	0	0	0	0	7	0	0	0	0	0	0	0	0	0	7
6	6	0	0	0	0	2	0	0	0	0	0	0	0	0	0	2
7 or more	7	0	0	0	0	2	0	0	0	0	0	0	0	0	0	2
Don't know	8	0	0	0	0	0	0	0	0	0	0	0	0	0	0	0
No answer	9	0	0	0	0	7	0	0	0	0	0	0	0	0	0	7
Not applicable	IAP	13626	354	7542	353	1517	10334	2817	2765	2812	4510	2023	2044	1974	2538	55209

1732. Think about the person you know best who was a victim of homicide. Please tell me the letter of the category on the card which best describes your relationship to that person.

HAND CARD IA

[VAR: CIDEWHO]

RESPONSE	PUNCH	YEAR														
		1972-82	1982B	1983-87	1987B	1988-91	1993-98	2000	2002	2004	2006	2008	2010	2012	2014	ALL
Husband/wife	1	0	0	0	0	0	0	0	0	0	0	0	0	0	0	0
Partner or lover	2	0	0	0	0	3	0	0	0	0	0	0	0	0	0	3
Son or daughter	3	0	0	0	0	2	0	0	0	0	0	0	0	0	0	2
Other relative	4	0	0	0	0	51	0	0	0	0	0	0	0	0	0	51
Friend	5	0	0	0	0	175	0	0	0	0	0	0	0	0	0	175
Neighbor	6	0	0	0	0	25	0	0	0	0	0	0	0	0	0	25
Co-worker	7	0	0	0	0	31	0	0	0	0	0	0	0	0	0	31
Acquaintance	8	0	0	0	0	132	0	0	0	0	0	0	0	0	0	132
Patient	9	0	0	0	0	4	0	0	0	0	0	0	0	0	0	4
Other	10	0	0	0	0	16	0	0	0	0	0	0	0	0	0	16
Don't know	98	0	0	0	0	0	0	0	0	0	0	0	0	0	0	0
No answer	99	0	0	0	0	7	0	0	0	0	0	0	0	0	0	7
Not applicable (Punch 0 in CIDEKNEW)	IAP	13626	354	7542	353	5461	10334	2817	2765	2812	4510	2023	2044	1974	2538	59153

REMARKS: Card IA contained punches 1-10.

1781. We would like to know a few things about that person.

A. Was that person male or female?

[VAR: CIDESEX]

RESPONSE	PUNCH	YEAR														
		1972-82	1982B	1983-87	1987B	1988-91	1993-98	2000	2002	2004	2006	2008	2010	2012	2014	ALL
Male	1	0	0	0	0	331	0	0	0	0	0	0	0	0	0	331
Female	2	0	0	0	0	106	0	0	0	0	0	0	0	0	0	106
No answer	9	0	0	0	0	9	0	0	0	0	0	0	0	0	0	9
Not applicable (Punch 0 in CIDEKNEW)	IAP	13626	354	7542	353	5461	10334	2817	2765	2812	4510	2023	2044	1974	2538	59153

B. How old was that person? Was (he/she) . . . (READ LIST)

[VAR: CIDEAGE]

<u>RESPONSE</u>	<u>PUNCH</u>	<u>YEAR</u>											<u>ALL</u>			
		<u>1972-82</u>	<u>1982B</u>	<u>1983-87</u>	<u>1987B</u>	<u>1988-91</u>	<u>1993-98</u>	<u>2000</u>	<u>2002</u>	<u>2004</u>	<u>2006</u>	<u>2008</u>		<u>2010</u>	<u>2012</u>	<u>2014</u>
10 years or under	1	0	0	0	0	5	0	0	0	0	0	0	0	0	0	5
11 - 20	2	0	0	0	0	75	0	0	0	0	0	0	0	0	0	75
21 - 40	3	0	0	0	0	264	0	0	0	0	0	0	0	0	0	264
41 years or older	4	0	0	0	0	94	0	0	0	0	0	0	0	0	0	94
No answer	9	0	0	0	0	8	0	0	0	0	0	0	0	0	0	8
Not applicable (Punch 0 in CIDEKNEW)	IAP	13626	354	7542	353	5461	10334	2817	2765	2812	4510	2023	2044	1974	2538	59153

C. What was that person's race? Was it black, white, hispanic or other?

[VAR: CIDERACE]

<u>RESPONSE</u>	<u>PUNCH</u>	<u>YEAR</u>											<u>ALL</u>			
		<u>1972-82</u>	<u>1982B</u>	<u>1983-87</u>	<u>1987B</u>	<u>1988-91</u>	<u>1993-98</u>	<u>2000</u>	<u>2002</u>	<u>2004</u>	<u>2006</u>	<u>2008</u>		<u>2010</u>	<u>2012</u>	<u>2014</u>
Black	1	0	0	0	0	144	0	0	0	0	0	0	0	0	0	144
White	2	0	0	0	0	243	0	0	0	0	0	0	0	0	0	243
Hispanic	3	0	0	0	0	40	0	0	0	0	0	0	0	0	0	40
Other	4	0	0	0	0	12	0	0	0	0	0	0	0	0	0	12
No answer	9	0	0	0	0	7	0	0	0	0	0	0	0	0	0	7
Not applicable (Punch 0 in CIDEKNEW)	IAP	13626	354	7542	353	5461	10334	2817	2765	2812	4510	2023	2044	1974	2538	59153

D. What State did this person live in?

[VAR: CIDEREG]

<u>RESPONSE</u>	<u>PUNCH</u>	<u>YEAR</u>														
		<u>1972-82</u>	<u>1982B</u>	<u>1983-87</u>	<u>1987B</u>	<u>1988-91</u>	<u>1993-98</u>	<u>2000</u>	<u>2002</u>	<u>2004</u>	<u>2006</u>	<u>2008</u>	<u>2010</u>	<u>2012</u>	<u>2014</u>	<u>ALL</u>
Foreign	0	0	0	0	0	2	0	0	0	0	0	0	0	0	0	2
New England	1	0	0	0	0	7	0	0	0	0	0	0	0	0	0	7
Middle Atlantic	2	0	0	0	0	38	0	0	0	0	0	0	0	0	0	38
East North Central	3	0	0	0	0	52	0	0	0	0	0	0	0	0	0	52
West North Central	4	0	0	0	0	13	0	0	0	0	0	0	0	0	0	13
South Atlantic	5	0	0	0	0	58	0	0	0	0	0	0	0	0	0	58
East South Central	6	0	0	0	0	22	0	0	0	0	0	0	0	0	0	22
West South Central	7	0	0	0	0	35	0	0	0	0	0	0	0	0	0	35
Mountain	8	0	0	0	0	26	0	0	0	0	0	0	0	0	0	26
Pacific	9	0	0	0	0	29	0	0	0	0	0	0	0	0	0	29
No answer	99	0	0	0	0	8	0	0	0	0	0	0	0	0	0	8
Not applicable (Punch 0 in CIDEKNEW)	IAP	13626	354	7542	353	5617	10334	2817	2765	2812	4510	2023	2044	1974	2538	59309

1782. Think about the person you knew next best who was a victim of homicide. Please tell me the letter of the category on the card which best describes your relationship to that person.

HAND CARD IB

[VAR: CIDEWHO2]

RESPONSE	PUNCH	YEAR														
		1972-82	1982B	1983-87	1987B	1988-91	1993-98	2000	2002	2004	2006	2008	2010	2012	2014	ALL
Husband/wife	1	0	0	0	0	0	0	0	0	0	0	0	0	0	0	0
Partner or lover	2	0	0	0	0	1	0	0	0	0	0	0	0	0	0	1
Son or daughter	3	0	0	0	0	0	0	0	0	0	0	0	0	0	0	0
Other relative	4	0	0	0	0	6	0	0	0	0	0	0	0	0	0	6
Friend	5	0	0	0	0	37	0	0	0	0	0	0	0	0	0	37
Neighbor	6	0	0	0	0	6	0	0	0	0	0	0	0	0	0	6
Co-worker	7	0	0	0	0	7	0	0	0	0	0	0	0	0	0	7
Acquaintance	8	0	0	0	0	40	0	0	0	0	0	0	0	0	0	40
Patient	9	0	0	0	0	0	0	0	0	0	0	0	0	0	0	0
Other	10	0	0	0	0	3	0	0	0	0	0	0	0	0	0	3
Don't know	98	0	0	0	0	0	0	0	0	0	0	0	0	0	0	0
No answer	99	0	0	0	0	6	0	0	0	0	0	0	0	0	0	6
Not applicable (Punch 0 or 1 in CIDEKNEW)	IAP	13626	354	7542	353	5801	10334	2817	2765	2812	4510	2023	2044	1974	2538	59493

REMARKS: Card IB contained punches 1-10.

1783. We would like to know a few things about that person.

A. Was that person male or female?

[VAR: CIDESEX2]

RESPONSE	PUNCH	YEAR														
		1972-82	1982B	1983-87	1987B	1988-91	1993-98	2000	2002	2004	2006	2008	2010	2012	2014	ALL
Male	1	0	0	0	0	78	0	0	0	0	0	0	0	0	0	78
Female	2	0	0	0	0	22	0	0	0	0	0	0	0	0	0	22
No answer	9	0	0	0	0	6	0	0	0	0	0	0	0	0	0	6
Not applicable (Punch 0 or 1 in CIDEKNEW)	IAP	13626	354	7542	353	5801	10334	2817	2765	2812	4510	2023	2044	1974	2538	59493

B. How old was that person? Was (he/she) ... (READ LIST)

[VAR: CIDEAGE2]

<u>RESPONSE</u>	<u>PUNCH</u>	<u>YEAR</u>							<u>2000</u>	<u>2002</u>	<u>2004</u>	<u>2006</u>	<u>2008</u>	<u>2010</u>	<u>2012</u>	<u>2014</u>	<u>ALL</u>
		<u>1972-82</u>	<u>1982B</u>	<u>1983-87</u>	<u>1987B</u>	<u>1988-91</u>	<u>1993-98</u>										
10 years or under	1	0	0	0	0	2	0	0	0	0	0	0	0	0	0	0	2
11-20	2	0	0	0	0	16	0	0	0	0	0	0	0	0	0	0	16
21 - 40	3	0	0	0	0	67	0	0	0	0	0	0	0	0	0	0	67
41 years or older	4	0	0	0	0	15	0	0	0	0	0	0	0	0	0	0	15
No answer	9	0	0	0	0	6	0	0	0	0	0	0	0	0	0	0	6
Not applicable (Punch 0 or 1 in CIDEKNEW)	IAP	13626	354	7542	353	5801	10334	2817	2765	2812	4510	2023	2044	1974	2538	59493	

C. What was that person's race? Was it black, white, hispanic or other?

[VAR: CIDERAC2]

<u>RESPONSE</u>	<u>PUNCH</u>	<u>YEAR</u>							<u>2000</u>	<u>2002</u>	<u>2004</u>	<u>2006</u>	<u>2008</u>	<u>2010</u>	<u>2012</u>	<u>2014</u>	<u>ALL</u>
		<u>1972-82</u>	<u>1982B</u>	<u>1983-87</u>	<u>1987B</u>	<u>1988-91</u>	<u>1993-98</u>										
Black	1	0	0	0	0	57	0	0	0	0	0	0	0	0	0	0	57
White	2	0	0	0	0	36	0	0	0	0	0	0	0	0	0	0	36
Hispanic	3	0	0	0	0	5	0	0	0	0	0	0	0	0	0	0	5
Other	4	0	0	0	0	2	0	0	0	0	0	0	0	0	0	0	2
No answer	9	0	0	0	0	6	0	0	0	0	0	0	0	0	0	0	6
Not applicable (Punch 0 or 1 in CIDEKNEW)	IAP	13626	354	7542	353	5801	10334	2817	2765	2812	4510	2023	2044	1974	2538	59493	

D. What State did this person live in?

[VAR: CIDEREG2]

<u>RESPONSE</u>	<u>PUNCH</u>	<u>YEAR</u>														
		<u>1972-82</u>	<u>1982B</u>	<u>1983-87</u>	<u>1987B</u>	<u>1988-91</u>	<u>1993-98</u>	<u>2000</u>	<u>2002</u>	<u>2004</u>	<u>2006</u>	<u>2008</u>	<u>2010</u>	<u>2012</u>	<u>2014</u>	<u>ALL</u>
Foreign	0	0	0	0	0	1	0	0	0	0	0	0	0	0	0	1
New England	1	0	0	0	0	3	0	0	0	0	0	0	0	0	0	3
Middle Atlantic	2	0	0	0	0	14	0	0	0	0	0	0	0	0	0	14
East North Central	3	0	0	0	0	19	0	0	0	0	0	0	0	0	0	19
West North Central	4	0	0	0	0	1	0	0	0	0	0	0	0	0	0	1
South Atlantic	5	0	0	0	0	21	0	0	0	0	0	0	0	0	0	21
East South Central	6	0	0	0	0	9	0	0	0	0	0	0	0	0	0	9
West South Central	7	0	0	0	0	13	0	0	0	0	0	0	0	0	0	13
Mountain	8	0	0	0	0	9	0	0	0	0	0	0	0	0	0	9
Pacific	9	0	0	0	0	7	0	0	0	0	0	0	0	0	0	7
No answer	99	0	0	0	0	9	0	0	0	0	0	0	0	0	0	9
Not applicable (Punch 0 or 1 in CIDEKNEW)	IAP	13626	354	7542	353	5801	10334	2817	2765	2812	4510	2023	2044	1974	2538	59493

1784. Think about the person you knew next best who was a victim of homicide. Please tell me the letter of the category on the card which best describes your relationship to that person.

HAND CARD IC

[VAR: CIDEWHO3]

RESPONSE	PUNCH	YEAR														
		1972-82	1982B	1983-87	1987B	1988-91	1993-98	2000	2002	2004	2006	2008	2010	2012	2014	ALL
Husband/wife	1	0	0	0	0	0	0	0	0	0	0	0	0	0	0	0
Partner or lover	2	0	0	0	0	0	0	0	0	0	0	0	0	0	0	0
Son or daughter	3	0	0	0	0	0	0	0	0	0	0	0	0	0	0	0
Other relative	4	0	0	0	0	3	0	0	0	0	0	0	0	0	0	3
Friend	5	0	0	0	0	15	0	0	0	0	0	0	0	0	0	15
Neighbor	6	0	0	0	0	2	0	0	0	0	0	0	0	0	0	2
Co-worker	7	0	0	0	0	3	0	0	0	0	0	0	0	0	0	3
Acquaintance	8	0	0	0	0	16	0	0	0	0	0	0	0	0	0	16
Patient	9	0	0	0	0	1	0	0	0	0	0	0	0	0	0	1
Other	10	0	0	0	0	0	0	0	0	0	0	0	0	0	0	0
Don't know	98	0	0	0	0	0	0	0	0	0	0	0	0	0	0	0
No answer	99	0	0	0	0	5	0	0	0	0	0	0	0	0	0	5
Not applicable (Punch 0-2 in CIDEKNEW)	IAP	13626	354	7542	353	5862	10334	2817	2765	2812	4510	2023	2044	1974	2538	59554

REMARKS: Card IC contained punches 1-10.

1785. We would like to know a few things about that person.

A. Was that person male or female?

[VAR: CIDESEX3]

RESPONSE	PUNCH	YEAR														
		1972-82	1982B	1983-87	1987B	1988-91	1993-98	2000	2002	2004	2006	2008	2010	2012	2014	ALL
Male	1	0	0	0	0	32	0	0	0	0	0	0	0	0	0	32
Female	2	0	0	0	0	8	0	0	0	0	0	0	0	0	0	8
No answer	9	0	0	0	0	5	0	0	0	0	0	0	0	0	0	5
Not applicable (Punch 0-2 in CIDEKNEW)	IAP	13626	354	7542	353	5862	10334	2817	2765	2812	4510	2023	2044	1974	2538	59554

B. How old was that person? Was (he/she) ... (READ LIST)

[VAR: CIDEAGE3]

<u>RESPONSE</u>	<u>PUNCH</u>	<u>YEAR</u>						<u>2000</u>	<u>2002</u>	<u>2004</u>	<u>2006</u>	<u>2008</u>	<u>2010</u>	<u>2012</u>	<u>2014</u>	<u>ALL</u>
		<u>1972-82</u>	<u>1982B</u>	<u>1983-87</u>	<u>1987B</u>	<u>1988-91</u>	<u>1993-98</u>									
10 years or under	1	0	0	0	0	1	0	0	0	0	0	0	0	0	0	1
11 - 20	2	0	0	0	0	9	0	0	0	0	0	0	0	0	0	9
21 - 40	3	0	0	0	0	23	0	0	0	0	0	0	0	0	0	23
41 years or older	4	0	0	0	0	7	0	0	0	0	0	0	0	0	0	7
No answer	9	0	0	0	0	5	0	0	0	0	0	0	0	0	0	5
Not applicable (Punch 0-2 in CIDEKNEW)	IAP	13626	354	7542	353	5862	10334	2817	2765	2812	4510	2023	2044	1974	2538	59554

C. What was that person's race? Was it black, white, hispanic or other?

[VAR: CIDERAC3]

<u>RESPONSE</u>	<u>PUNCH</u>	<u>YEAR</u>						<u>2000</u>	<u>2002</u>	<u>2004</u>	<u>2006</u>	<u>2008</u>	<u>2010</u>	<u>2012</u>	<u>2014</u>	<u>ALL</u>
		<u>1972-82</u>	<u>1982B</u>	<u>1983-87</u>	<u>1987B</u>	<u>1988-91</u>	<u>1993-98</u>									
Black	1	0	0	0	0	25	0	0	0	0	0	0	0	0	0	25
White	2	0	0	0	0	11	0	0	0	0	0	0	0	0	0	11
Hispanic	3	0	0	0	0	3	0	0	0	0	0	0	0	0	0	3
Other	4	0	0	0	0	0	0	0	0	0	0	0	0	0	0	0
No answer	9	0	0	0	0	6	0	0	0	0	0	0	0	0	0	6
Not applicable (Punch 0-2 in CIDEKNEW)	IAP	13626	354	7542	353	5862	10334	2817	2765	2812	4510	2023	2044	1974	2538	59554

D. What State did this person live in?

[VAR: CIDEREG3]

<u>RESPONSE</u>	<u>PUNCH</u>	<u>YEAR</u>														
		<u>1972-82</u>	<u>1982B</u>	<u>1983-87</u>	<u>1987B</u>	<u>1988-91</u>	<u>1993-98</u>	<u>2000</u>	<u>2002</u>	<u>2004</u>	<u>2006</u>	<u>2008</u>	<u>2010</u>	<u>2012</u>	<u>2014</u>	<u>ALL</u>
Foreign	0	0	0	0	0	1	0	0	0	0	0	0	0	0	0	1
New England	1	0	0	0	0	1	0	0	0	0	0	0	0	0	0	1
Middle Atlantic	2	0	0	0	0	3	0	0	0	0	0	0	0	0	0	3
East North Central	3	0	0	0	0	9	0	0	0	0	0	0	0	0	0	9
West North Central	4	0	0	0	0	0	0	0	0	0	0	0	0	0	0	0
South Atlantic	5	0	0	0	0	7	0	0	0	0	0	0	0	0	0	7
East South Central	6	0	0	0	0	4	0	0	0	0	0	0	0	0	0	4
West South Central	7	0	0	0	0	6	0	0	0	0	0	0	0	0	0	6
Mountain	8	0	0	0	0	4	0	0	0	0	0	0	0	0	0	4
Pacific	9	0	0	0	0	4	0	0	0	0	0	0	0	0	0	4
No answer	99	0	0	0	0	6	0	0	0	0	0	0	0	0	0	6
Not applicable (Punch 0-2 in CIDEKNEW)	IAP	13626	354	7542	353	5862	10334	2817	2765	2812	4510	2023	2044	1974	2538	59554

1786. How many people have you known personally, either living or dead, who came down with the disease called AIDS?

[VAR: AIDSKNOW]

<u>RESPONSE</u>	<u>PUNCH</u>	<u>YEAR</u>														
		<u>1972-82</u>	<u>1982B</u>	<u>1983-87</u>	<u>1987B</u>	<u>1988-91</u>	<u>1993-96</u>	<u>2000</u>	<u>2002</u>	<u>2004</u>	<u>2006</u>	<u>2008</u>	<u>2010</u>	<u>2012</u>	<u>2014</u>	<u>ALL</u>
0	0	0	0	0	0	5204	1214	0	0	0	0	0	0	0	0	6418
1	1	0	0	0	0	469	204	0	0	0	0	0	0	0	0	673
2	2	0	0	0	0	121	85	0	0	0	0	0	0	0	0	206
3	3	0	0	0	0	56	49	0	0	0	0	0	0	0	0	105
4	4	0	0	0	0	17	19	0	0	0	0	0	0	0	0	36
5	5	0	0	0	0	17	13	0	0	0	0	0	0	0	0	30
6	6	0	0	0	0	6	5	0	0	0	0	0	0	0	0	11
7 or more	7	0	0	0	0	7	8	0	0	0	0	0	0	0	0	15
Don't know	8	0	0	0	0	2	1	0	0	0	0	0	0	0	0	3
No answer	9	0	0	0	0	8	8	0	0	0	0	0	0	0	0	16
Not applicable	IAP	13626	354	7542	353	0	8728	2817	2765	2812	4510	2023	2044	1974	2538	52086

1787. Think about the person you have known best, living or dead, who came down with AIDS. Please tell me the letter of the category on the card which best describes your relationship to that person.

HAND CARD ID

[VAR: AIDSWHO]

RESPONSE	PUNCH	YEAR														
		1972-82	1982B	1983-87	1987B	1988-91	1993-96	2000	2002	2004	2006	2008	2010	2012	2014	ALL
Husband/wife	1	0	0	0	0	3	1	0	0	0	0	0	0	0	0	4
Partner or lover	2	0	0	0	0	5	2	0	0	0	0	0	0	0	0	7
Son or daughter	3	0	0	0	0	1	2	0	0	0	0	0	0	0	0	3
Other relative	4	0	0	0	0	69	52	0	0	0	0	0	0	0	0	121
Friend	5	0	0	0	0	166	125	0	0	0	0	0	0	0	0	291
Neighbor	6	0	0	0	0	21	19	0	0	0	0	0	0	0	0	40
Co-worker	7	0	0	0	0	70	47	0	0	0	0	0	0	0	0	117
Acquaintance	8	0	0	0	0	223	112	0	0	0	0	0	0	0	0	335
Patient	9	0	0	0	0	23	9	0	0	0	0	0	0	0	0	32
Other	10	0	0	0	0	41	16	0	0	0	0	0	0	0	0	57
Don't know	98	0	0	0	0	0	0	0	0	0	0	0	0	0	0	0
No answer	99	0	0	0	0	8	7	0	0	0	0	0	0	0	0	15
Not applicable (Punch 0 on AIDSKNOW)	IAP	13626	354	7542	353	5277	9942	2817	2765	2812	4510	2023	2044	1974	2538	58577

REMARKS: Card ID contained punches 1-10.

1788. We would like to know a few other things about that person.

A. Is that person currently living, or has that person died?

[VAR: AIDSDEAD]

RESPONSE	PUNCH	YEAR														
		1972-82	1982B	1983-87	1987B	1988-91	1993-96	2000	2002	2004	2006	2008	2010	2012	2014	ALL
Living	1	0	0	0	0	209	91	0	0	0	0	0	0	0	0	300
Dead	2	0	0	0	0	466	287	0	0	0	0	0	0	0	0	753
Don't know	8	0	0	0	0	14	7	0	0	0	0	0	0	0	0	21
No answer	9	0	0	0	0	14	7	0	0	0	0	0	0	0	0	21
Not applicable (Punch 0 on AIDSKNOW)	IAP	13626	354	7542	353	5204	9942	2817	2765	2812	4510	2023	2044	1974	2538	58504

B. (Is/Was) that person male or female?

[VAR: AIDSSEX]

<u>RESPONSE</u>	<u>PUNCH</u>	<u>YEAR</u>						<u>2000</u>	<u>2002</u>	<u>2004</u>	<u>2006</u>	<u>2008</u>	<u>2010</u>	<u>2012</u>	<u>2014</u>	<u>ALL</u>
		<u>1972-82</u>	<u>1982B</u>	<u>1983-87</u>	<u>1987B</u>	<u>1988-91</u>	<u>1993-96</u>									
Male	1	0	0	0	0	643	352	0	0	0	0	0	0	0	995	
Female	2	0	0	0	0	49	33	0	0	0	0	0	0	0	82	
No answer	9	0	0	0	0	11	7	0	0	0	0	0	0	0	18	
Not applicable (Punch 0 on AIDSKNOW)	IAP	13626	354	7542	353	5204	9942	2817	2765	2812	4510	2023	2044	1974	2538	58504

C. How old (is/was) that person? (Is/Was) (he/she) . . . (READ LIST)

[VAR: AIDSAGE]

<u>RESPONSE</u>	<u>PUNCH</u>	<u>YEAR</u>						<u>2000</u>	<u>2002</u>	<u>2004</u>	<u>2006</u>	<u>2008</u>	<u>2010</u>	<u>2012</u>	<u>2014</u>	<u>ALL</u>
		<u>1972-82</u>	<u>1982B</u>	<u>1983-87</u>	<u>1987B</u>	<u>1988-91</u>	<u>1993-96</u>									
10 years or younger	1	0	0	0	0	3	1	0	0	0	0	0	0	0	4	
11 - 20	2	0	0	0	0	22	8	0	0	0	0	0	0	0	30	
21 - 40	3	0	0	0	0	538	296	0	0	0	0	0	0	0	834	
41 years or older	4	0	0	0	0	128	80	0	0	0	0	0	0	0	208	
No answer	9	0	0	0	0	12	7	0	0	0	0	0	0	0	19	
Not applicable (Punch 0 on AIDSKNOW)	IAP	13626	354	7542	353	5204	9942	2817	2765	2812	4510	2023	2044	1974	2538	58504

D. What (is/was) that person's race? (Is/Was) it black, white, hispanic or other?

[VAR: AIDSRACE]

<u>RESPONSE</u>	<u>PUNCH</u>	<u>YEAR</u>						<u>2000</u>	<u>2002</u>	<u>2004</u>	<u>2006</u>	<u>2008</u>	<u>2010</u>	<u>2012</u>	<u>2014</u>	<u>ALL</u>
		<u>1972-82</u>	<u>1982B</u>	<u>1983-87</u>	<u>1987B</u>	<u>1988-91</u>	<u>1993-96</u>									
Black	1	0	0	0	0	115	68	0	0	0	0	0	0	0	183	
White	2	0	0	0	0	519	294	0	0	0	0	0	0	0	813	
Hispanic	3	0	0	0	0	49	19	0	0	0	0	0	0	0	68	
Other	4	0	0	0	0	9	4	0	0	0	0	0	0	0	13	
No answer	9	0	0	0	0	11	7	0	0	0	0	0	0	0	18	
Not applicable (Punch 0 on AIDSKNOW)	IAP	13626	354	7542	353	5204	9942	2817	2765	2812	4510	2023	2044	1974	2538	58504

E. What state did this person live in?

[VAR: AIDSREG]

<u>RESPONSE</u>	<u>PUNCH</u>	<u>YEAR</u>														
		<u>1972-82</u>	<u>1982B</u>	<u>1983-87</u>	<u>1987B</u>	<u>1988-91</u>	<u>1993-96</u>	<u>2000</u>	<u>2002</u>	<u>2004</u>	<u>2006</u>	<u>2008</u>	<u>2010</u>	<u>2012</u>	<u>2014</u>	<u>ALL</u>
Foreign	0	0	0	0	0	5	5	0	0	0	0	0	0	0	0	10
New England	1	0	0	0	0	25	22	0	0	0	0	0	0	0	0	47
Middle Atlantic	2	0	0	0	0	102	64	0	0	0	0	0	0	0	0	166
East North Central	3	0	0	0	0	66	44	0	0	0	0	0	0	0	0	110
West North Central	4	0	0	0	0	36	17	0	0	0	0	0	0	0	0	53
South Atlantic	5	0	0	0	0	98	76	0	0	0	0	0	0	0	0	174
East South Central	6	0	0	0	0	14	16	0	0	0	0	0	0	0	0	30
West South Central	7	0	0	0	0	45	31	0	0	0	0	0	0	0	0	76
Mountain	8	0	0	0	0	30	15	0	0	0	0	0	0	0	0	45
Pacific	9	0	0	0	0	129	93	0	0	0	0	0	0	0	0	222
No answer	99	0	0	0	0	14	9	0	0	0	0	0	0	0	0	23
Not applicable (Punch 0 on AIDSKNOW)	IAP	13626	354	7542	353	5343	9942	2817	2765	2812	4510	2023	2044	1974	2538	58643

1789. Think about the person you have known next best, living or dead, who came down with AIDS. Please tell me the letter of the category on the card which best describes your relationship to that person.

HAND CARD IE

[VAR: AIDSWHO2]

RESPONSE	PUNCH	YEAR														
		1972-82	1982B	1983-87	1987B	1988-91	1993-96	2000	2002	2004	2006	2008	2010	2012	2014	ALL
Husband/wife	1	0	0	0	0	0	0	0	0	0	0	0	0	0	0	0
Partner or lover	2	0	0	0	0	1	0	0	0	0	0	0	0	0	0	1
Son or daughter	3	0	0	0	0	2	0	0	0	0	0	0	0	0	0	2
Other relative	4	0	0	0	0	9	11	0	0	0	0	0	0	0	0	20
Friend	5	0	0	0	0	54	51	0	0	0	0	0	0	0	0	105
Neighbor	6	0	0	0	0	9	7	0	0	0	0	0	0	0	0	16
Co-worker	7	0	0	0	0	14	29	0	0	0	0	0	0	0	0	43
Acquaintance	8	0	0	0	0	69	75	0	0	0	0	0	0	0	0	144
Patient	9	0	0	0	0	13	9	0	0	0	0	0	0	0	0	22
Other	10	0	0	0	0	13	10	0	0	0	0	0	0	0	0	23
No answer	99	0	0	0	0	10	7	0	0	0	0	0	0	0	0	17
Not applicable (Punch 0,1 on AIDSKNOW)	IAP	13626	354	7542	353	5713	10135	2817	2765	2812	4510	2023	2044	1974	2538	59206

REMARKS: Card IE contained punches 1-10.

1790. We would like to know a few other things about that person.

A. Is that person currently living, or has that person died?

[VAR: AIDSDED2]

RESPONSE	PUNCH	YEAR														
		1972-82	1982B	1983-87	1987B	1988-91	1993-96	2000	2002	2004	2006	2008	2010	2012	2014	ALL
Living	1	0	0	0	0	72	68	0	0	0	0	0	0	0	0	140
Dead	2	0	0	0	0	106	122	0	0	0	0	0	0	0	0	228
Don't Know	8	0	0	0	0	6	2	0	0	0	0	0	0	0	0	8
No answer	9	0	0	0	0	10	7	0	0	0	0	0	0	0	0	17
Not applicable (Punch 0,1 on AIDSKNOW)	IAP	13626	354	7542	353	5713	10135	2817	2765	2812	4510	2023	2044	1974	2538	59206

B. (Is/Was) that person male or female?

[VAR: AIDSSEX2]

<u>RESPONSE</u>	<u>PUNCH</u>	<u>YEAR</u>						<u>2000</u>	<u>2002</u>	<u>2004</u>	<u>2006</u>	<u>2008</u>	<u>2010</u>	<u>2012</u>	<u>2014</u>	<u>ALL</u>
		<u>1972-82</u>	<u>1982B</u>	<u>1983-87</u>	<u>1987B</u>	<u>1988-91</u>	<u>1993-96</u>									
Male	1	0	0	0	0	168	175	0	0	0	0	0	0	0	0	343
Female	2	0	0	0	0	16	17	0	0	0	0	0	0	0	0	33
No answer	9	0	0	0	0	10	7	0	0	0	0	0	0	0	0	17
Not applicable (Punch 0,1 on AIDSKNOW)	IAP	13626	354	7542	353	5713	10135	2817	2765	2812	4510	2023	2044	1974	2538	59206

C. How old (is/was) that person? (Is/Was) (he/she) . . . (READ LIST)

[VAR: AIDSAGE2]

<u>RESPONSE</u>	<u>PUNCH</u>	<u>YEAR</u>						<u>2000</u>	<u>2002</u>	<u>2004</u>	<u>2006</u>	<u>2008</u>	<u>2010</u>	<u>2012</u>	<u>2014</u>	<u>ALL</u>
		<u>1972-82</u>	<u>1982B</u>	<u>1983-87</u>	<u>1987B</u>	<u>1988-91</u>	<u>1993-96</u>									
10 years or younger	1	0	0	0	0	4	1	0	0	0	0	0	0	0	0	5
11 - 20	2	0	0	0	0	6	6	0	0	0	0	0	0	0	0	12
21 - 40	3	0	0	0	0	141	145	0	0	0	0	0	0	0	0	286
41 years or older	4	0	0	0	0	33	39	0	0	0	0	0	0	0	0	72
No answer	9	0	0	0	0	10	8	0	0	0	0	0	0	0	0	18
Not applicable (Punch 0,1 on AIDSKNOW)	IAP	13626	354	7542	353	5713	10135	2817	2765	2812	4510	2023	2044	1974	2538	59206

D. What (is/was) that person's race? (Is/Was) it black, white, hispanic or other?

[VAR: AIDSRAC2]

<u>RESPONSE</u>	<u>PUNCH</u>	<u>YEAR</u>						<u>2000</u>	<u>2002</u>	<u>2004</u>	<u>2006</u>	<u>2008</u>	<u>2010</u>	<u>2012</u>	<u>2014</u>	<u>ALL</u>
		<u>1972-82</u>	<u>1982B</u>	<u>1983-87</u>	<u>1987B</u>	<u>1988-91</u>	<u>1993-96</u>									
Black	1	0	0	0	0	32	43	0	0	0	0	0	0	0	0	75
White	2	0	0	0	0	139	131	0	0	0	0	0	0	0	0	270
Hispanic	3	0	0	0	0	11	14	0	0	0	0	0	0	0	0	25
Other	4	0	0	0	0	2	3	0	0	0	0	0	0	0	0	5
No answer	9	0	0	0	0	10	8	0	0	0	0	0	0	0	0	18
Not applicable (Punch 0,1 on AIDSKNOW)	IAP	13626	354	7542	353	5713	10135	2817	2765	2812	4510	2023	2044	1974	2538	59206

E. What state did this person live in?

[VAR: AIDSREG2]

<u>RESPONSE</u>	<u>PUNCH</u>	<u>YEAR</u>														
		<u>1972-82</u>	<u>1982B</u>	<u>1983-87</u>	<u>1987B</u>	<u>1988-91</u>	<u>1993-96</u>	<u>2000</u>	<u>2002</u>	<u>2004</u>	<u>2006</u>	<u>2008</u>	<u>2010</u>	<u>2012</u>	<u>2014</u>	<u>ALL</u>
Foreign	0	0	0	0	0	0	3	0	0	0	0	0	0	0	0	3
New England	1	0	0	0	0	5	18	0	0	0	0	0	0	0	0	23
Middle Atlantic	2	0	0	0	0	33	33	0	0	0	0	0	0	0	0	66
East North Central	3	0	0	0	0	20	23	0	0	0	0	0	0	0	0	43
West North Central	4	0	0	0	0	6	2	0	0	0	0	0	0	0	0	8
South Atlantic	5	0	0	0	0	41	36	0	0	0	0	0	0	0	0	77
East South Central	6	0	0	0	0	3	8	0	0	0	0	0	0	0	0	11
West South Central	7	0	0	0	0	20	17	0	0	0	0	0	0	0	0	37
Mountain	8	0	0	0	0	6	9	0	0	0	0	0	0	0	0	15
Pacific	9	0	0	0	0	48	40	0	0	0	0	0	0	0	0	88
No answer	99	0	0	0	0	12	10	0	0	0	0	0	0	0	0	22
Not applicable (Punch 0,1 on AIDSKNOW)	IAP	13626	354	7542	353	5713	10135	2817	2765	2812	4510	2023	2044	1974	2538	59206

1791. Think about the person you have known next best, living or dead, who came down with AIDS. Please tell me the letter of the category on the card which best describes your relationship to that person.

HAND CARD IF

[VAR: AIDSWHO3]

RESPONSE	PUNCH	YEAR														
		1972-82	1982B	1983-87	1987B	1988-91	1993-96	2000	2002	2004	2006	2008	2010	2012	2014	ALL
Husband/wife	1	0	0	0	0	0	0	0	0	0	0	0	0	0	0	0
Partner or lover	2	0	0	0	0	0	0	0	0	0	0	0	0	0	0	0
Son or daughter	3	0	0	0	0	1	0	0	0	0	0	0	0	0	0	1
Other relative	4	0	0	0	0	0	3	0	0	0	0	0	0	0	0	3
Friend	5	0	0	0	0	28	30	0	0	0	0	0	0	0	0	58
Neighbor	6	0	0	0	0	3	2	0	0	0	0	0	0	0	0	5
Co-worker	7	0	0	0	0	9	10	0	0	0	0	0	0	0	0	19
Acquaintance	8	0	0	0	0	33	50	0	0	0	0	0	0	0	0	83
Patient	9	0	0	0	0	9	11	0	0	0	0	0	0	0	0	20
Other	10	0	0	0	0	4	4	0	0	0	0	0	0	0	0	8
Don't know	98	0	0	0	0	0	0	0	0	0	0	0	0	0	0	0
No answer	99	0	0	0	0	9	6	0	0	0	0	0	0	0	0	15
Not applicable (Punches 0-2 on AIDSKNOW)	IAP	13626	354	7542	353	5811	10218	2817	2765	2812	4510	2023	2044	1974	2538	59387

REMARKS: Card IF contained punches 1-10.

1792. We would like to know a few other things about that person.

A. Is that person currently living, or has that person died?

[VAR: AIDSDED3]

RESPONSE	PUNCH	YEAR														
		1972-82	1982B	1983-87	1987B	1988-91	1993-96	2000	2002	2004	2006	2008	2010	2012	2014	ALL
Living	1	0	0	0	0	41	34	0	0	0	0	0	0	0	0	75
Dead	2	0	0	0	0	44	75	0	0	0	0	0	0	0	0	119
Don't know	8	0	0	0	0	2	1	0	0	0	0	0	0	0	0	3
No answer	9	0	0	0	0	9	6	0	0	0	0	0	0	0	0	15
Not applicable (Punches 0-2 on AIDSKNOW)	IAP	13626	354	7542	353	5811	10218	2817	2765	2812	4510	2023	2044	1974	2538	59387

B. (Is/Was) that person male or female?

[VAR: AIDSSEX3]

<u>RESPONSE</u>	<u>PUNCH</u>	<u>YEAR</u>											<u>ALL</u>			
		<u>1972-82</u>	<u>1982B</u>	<u>1983-87</u>	<u>1987B</u>	<u>1988-91</u>	<u>1993-96</u>	<u>2000</u>	<u>2002</u>	<u>2004</u>	<u>2006</u>	<u>2008</u>		<u>2010</u>	<u>2012</u>	<u>2014</u>
Male	1	0	0	0	0	82	101	0	0	0	0	0	0	0	0	183
Female	2	0	0	0	0	5	9	0	0	0	0	0	0	0	0	14
No answer	9	0	0	0	0	9	6	0	0	0	0	0	0	0	0	15
Not applicable (Punches 0-2 on AIDSKNOW)	IAP	13626	354	7542	353	5811	10218	2817	2765	2812	4510	2023	2044	1974	2538	59387

C. How old (is/was) that person? (Is/Was) (he/she) . . . (READ LIST)

[VAR: AIDSAGE3]

<u>RESPONSE</u>	<u>PUNCH</u>	<u>YEAR</u>											<u>ALL</u>			
		<u>1972-82</u>	<u>1982B</u>	<u>1983-87</u>	<u>1987B</u>	<u>1988-91</u>	<u>1993-96</u>	<u>2000</u>	<u>2002</u>	<u>2004</u>	<u>2006</u>	<u>2008</u>		<u>2010</u>	<u>2012</u>	<u>2014</u>
10 years or younger	1	0	0	0	0	1	1	0	0	0	0	0	0	0	0	2
11 - 20	2	0	0	0	0	4	2	0	0	0	0	0	0	0	0	6
21 - 40	3	0	0	0	0	71	88	0	0	0	0	0	0	0	0	159
41 years or older	4	0	0	0	0	11	19	0	0	0	0	0	0	0	0	30
No answer	9	0	0	0	0	9	6	0	0	0	0	0	0	0	0	15
Not applicable (Punches 0-2 on AIDSKNOW)	IAP	13626	354	7542	353	5811	10218	2817	2765	2812	4510	2023	2044	1974	2538	59387

D. What (is/was) that person's race? (Is/Was) it black, white, hispanic or other?

[VAR: AIDSRAC3]

<u>RESPONSE</u>	<u>PUNCH</u>	<u>YEAR</u>											<u>ALL</u>			
		<u>1972-82</u>	<u>1982B</u>	<u>1983-87</u>	<u>1987B</u>	<u>1988-91</u>	<u>1993-96</u>	<u>2000</u>	<u>2002</u>	<u>2004</u>	<u>2006</u>	<u>2008</u>		<u>2010</u>	<u>2012</u>	<u>2014</u>
Black	1	0	0	0	0	11	20	0	0	0	0	0	0	0	0	31
White	2	0	0	0	0	67	75	0	0	0	0	0	0	0	0	142
Hispanic	3	0	0	0	0	8	10	0	0	0	0	0	0	0	0	18
Other	4	0	0	0	0	0	5	0	0	0	0	0	0	0	0	5
No answer	9	0	0	0	0	10	6	0	0	0	0	0	0	0	0	16
Not applicable (Punches 0-2 on AIDSKNOW)	IAP	13626	354	7542	353	5811	10218	2817	2765	2812	4510	2023	2044	1974	2538	59387

E. What state did this person live in?

[VAR: AIDSREG3]

<u>RESPONSE</u>	<u>PUNCH</u>	<u>YEAR</u>														
		<u>1972-82</u>	<u>1982B</u>	<u>1983-87</u>	<u>1987B</u>	<u>1988-91</u>	<u>1993-96</u>	<u>2000</u>	<u>2002</u>	<u>2004</u>	<u>2006</u>	<u>2008</u>	<u>2010</u>	<u>2012</u>	<u>2014</u>	<u>ALL</u>
New England	1	0	0	0	0	2	5	0	0	0	0	0	0	0	0	7
Middle Atlantic	2	0	0	0	0	18	24	0	0	0	0	0	0	0	0	42
East North Central	3	0	0	0	0	11	12	0	0	0	0	0	0	0	0	23
West North Central	4	0	0	0	0	2	3	0	0	0	0	0	0	0	0	5
South Atlantic	5	0	0	0	0	17	21	0	0	0	0	0	0	0	0	38
East South Central	6	0	0	0	0	1	3	0	0	0	0	0	0	0	0	4
West South Central	7	0	0	0	0	7	9	0	0	0	0	0	0	0	0	16
Mountain	8	0	0	0	0	2	8	0	0	0	0	0	0	0	0	10
Pacific	9	0	0	0	0	24	25	0	0	0	0	0	0	0	0	49
No answer	99	0	0	0	0	12	6	0	0	0	0	0	0	0	0	18
Not applicable (Punches 0-2 on AIDSKNOW)	IAP	13626	354	7542	353	5811	10218	2817	2765	2812	4510	2023	2044	1974	2538	59387

1793. Within the past 12 months, how many people have you known personally that have committed suicide?

[VAR: SUIKNEW]

<u>RESPONSE</u>	<u>PUNCH</u>	<u>YEAR</u>														
		<u>1972-82</u>	<u>1982B</u>	<u>1983-87</u>	<u>1987B</u>	<u>1988-91</u>	<u>1993-98</u>	<u>2000</u>	<u>2002</u>	<u>2004</u>	<u>2006</u>	<u>2008</u>	<u>2010</u>	<u>2012</u>	<u>2014</u>	<u>ALL</u>
0	0	0	0	0	0	2582	0	0	0	0	0	0	0	0	0	2582
1	1	0	0	0	0	242	0	0	0	0	0	0	0	0	0	242
2	2	0	0	0	0	42	0	0	0	0	0	0	0	0	0	42
3	3	0	0	0	0	17	0	0	0	0	0	0	0	0	0	17
4	4	0	0	0	0	1	0	0	0	0	0	0	0	0	0	1
Don't know, No answer	9	0	0	0	0	5	0	0	0	0	0	0	0	0	0	5
Not applicable	IAP	13626	354	7542	353	3018	10334	2817	2765	2812	4510	2023	2044	1974	2538	56710

1794. Think about the person you knew best that has committed suicide. Please tell me the letter of the category on the card which best describes your relationship to that person.

HAND CARD IG

[VAR: SUIWHO]

RESPONSE	PUNCH	YEAR														
		1972-82	1982B	1983-87	1987B	1988-91	1993-98	2000	2002	2004	2006	2008	2010	2012	2014	ALL
Husband or wife	1	0	0	0	0	0	0	0	0	0	0	0	0	0	0	0
Partner or lover	2	0	0	0	0	2	0	0	0	0	0	0	0	0	0	2
Son or daughter	3	0	0	0	0	1	0	0	0	0	0	0	0	0	0	1
Other relative	4	0	0	0	0	42	0	0	0	0	0	0	0	0	0	42
Friend	5	0	0	0	0	107	0	0	0	0	0	0	0	0	0	107
Neighbor	6	0	0	0	0	19	0	0	0	0	0	0	0	0	0	19
Co-worker	7	0	0	0	0	25	0	0	0	0	0	0	0	0	0	25
Acquaintance	8	0	0	0	0	89	0	0	0	0	0	0	0	0	0	89
Patient	9	0	0	0	0	5	0	0	0	0	0	0	0	0	0	5
Other	10	0	0	0	0	11	0	0	0	0	0	0	0	0	0	11
Don't know, No answer	99	0	0	0	0	6	0	0	0	0	0	0	0	0	0	6
Not applicable (Punch 0 on SUIKNEW)	IAP	13626	354	7542	353	5600	10334	2817	2765	2812	4510	2023	2044	1974	2538	59292

REMARKS: Card IG contained punches 1-10.

1795. We would like to know a few other things about that person.

A. Was that person male or female?

[VAR: SUISEX]

RESPONSE	PUNCH	YEAR														
		1972-82	1982B	1983-87	1987B	1988-91	1993-98	2000	2002	2004	2006	2008	2010	2012	2014	ALL
Male	1	0	0	0	0	238	0	0	0	0	0	0	0	0	0	238
Female	2	0	0	0	0	64	0	0	0	0	0	0	0	0	0	64
Don't know, No answer	9	0	0	0	0	5	0	0	0	0	0	0	0	0	0	5
Not applicable (Punch 0 on SUIKNEW)	IAP	13626	354	7542	353	5600	10334	2817	2765	2812	4510	2023	2044	1974	2538	59292

B. How old was that person? Was (he/she)...

[VAR: SUIAGE]

<u>RESPONSE</u>	<u>PUNCH</u>	<u>YEAR</u>														
		<u>1972-82</u>	<u>1982B</u>	<u>1983-87</u>	<u>1987B</u>	<u>1988-91</u>	<u>1993-98</u>	<u>2000</u>	<u>2002</u>	<u>2004</u>	<u>2006</u>	<u>2008</u>	<u>2010</u>	<u>2012</u>	<u>2014</u>	<u>ALL</u>
10 Years or under	1	0	0	0	0	0	0	0	0	0	0	0	0	0	0	0
11-20 years	2	0	0	0	0	52	0	0	0	0	0	0	0	0	0	52
21-40 years	3	0	0	0	0	144	0	0	0	0	0	0	0	0	0	144
41 years or older	4	0	0	0	0	106	0	0	0	0	0	0	0	0	0	106
Don't know, No answer	9	0	0	0	0	5	0	0	0	0	0	0	0	0	0	5
Not applicable (Punch 0 on SUIKNEW)	IAP	13626	354	7542	353	5600	10334	2817	2765	2812	4510	2023	2044	1974	2538	59292

C. What was that person's race? Was it black, white, hispanic, or other?

[VAR: SUIRACE]

<u>RESPONSE</u>	<u>PUNCH</u>	<u>YEAR</u>														
		<u>1972-82</u>	<u>1982B</u>	<u>1983-87</u>	<u>1987B</u>	<u>1988-91</u>	<u>1993-98</u>	<u>2000</u>	<u>2002</u>	<u>2004</u>	<u>2006</u>	<u>2008</u>	<u>2010</u>	<u>2012</u>	<u>2014</u>	<u>ALL</u>
Black	1	0	0	0	0	31	0	0	0	0	0	0	0	0	0	31
White	2	0	0	0	0	250	0	0	0	0	0	0	0	0	0	250
Hispanic	3	0	0	0	0	16	0	0	0	0	0	0	0	0	0	16
Other	4	0	0	0	0	5	0	0	0	0	0	0	0	0	0	5
Don't know, No answer	9	0	0	0	0	5	0	0	0	0	0	0	0	0	0	5
Not applicable (Punch 0 on SUIKNEW)	IAP	13626	354	7542	353	5600	10334	2817	2765	2812	4510	2023	2044	1974	2538	59292

D. What state did this person live in?

[VAR: SUIREG]

<u>RESPONSE</u>	<u>PUNCH</u>	<u>YEAR</u>														
		<u>1972-82</u>	<u>1982B</u>	<u>1983-87</u>	<u>1987B</u>	<u>1988-91</u>	<u>1993-98</u>	<u>2000</u>	<u>2002</u>	<u>2004</u>	<u>2006</u>	<u>2008</u>	<u>2010</u>	<u>2012</u>	<u>2014</u>	<u>ALL</u>
Foreign	0	0	0	0	0	5	0	0	0	0	0	0	0	0	0	5
New England	1	0	0	0	0	15	0	0	0	0	0	0	0	0	0	15
Middle Atlantic	2	0	0	0	0	37	0	0	0	0	0	0	0	0	0	37
East North Central	3	0	0	0	0	54	0	0	0	0	0	0	0	0	0	54
West North Central	4	0	0	0	0	25	0	0	0	0	0	0	0	0	0	25
South Atlantic	5	0	0	0	0	42	0	0	0	0	0	0	0	0	0	42
East South Central	6	0	0	0	0	29	0	0	0	0	0	0	0	0	0	29
West South Central	7	0	0	0	0	25	0	0	0	0	0	0	0	0	0	25
Mountain	8	0	0	0	0	22	0	0	0	0	0	0	0	0	0	22
Pacific	9	0	0	0	0	47	0	0	0	0	0	0	0	0	0	47
No answer	99	0	0	0	0	6	0	0	0	0	0	0	0	0	0	6
Not applicable (Punch 0 on SUIKNEW)	IAP	13626	354	7542	353	5600	10334	2817	2765	2812	4510	2023	2044	1974	2538	59292

ASKED OF THOSE KNOWING MORE THAN ONE SUICIDE VICTIM:

1796. Think about the person you have known next best, who has committed suicide. Please tell me the letter of the category on the card which best describes your relationship to that person.

HAND CARD IH

[VAR: SUIWHO2]

RESPONSE	PUNCH	YEAR														
		1972-82	1982B	1983-87	1987B	1988-91	1993-98	2000	2002	2004	2006	2008	2010	2012	2014	ALL
Husband or wife	1	0	0	0	0	0	0	0	0	0	0	0	0	0	0	0
Partner or lover	2	0	0	0	0	0	0	0	0	0	0	0	0	0	0	0
Son or daughter	3	0	0	0	0	0	0	0	0	0	0	0	0	0	0	0
Other relative	4	0	0	0	0	2	0	0	0	0	0	0	0	0	0	2
Friend	5	0	0	0	0	22	0	0	0	0	0	0	0	0	0	22
Neighbor	6	0	0	0	0	5	0	0	0	0	0	0	0	0	0	5
Co-worker	7	0	0	0	0	6	0	0	0	0	0	0	0	0	0	6
Acquaintance	8	0	0	0	0	23	0	0	0	0	0	0	0	0	0	23
Patient	9	0	0	0	0	2	0	0	0	0	0	0	0	0	0	2
Other	10	0	0	0	0	0	0	0	0	0	0	0	0	0	0	0
Don't know, No answer	99	0	0	0	0	5	0	0	0	0	0	0	0	0	0	5
Not applicable (Punch 0,1 on SUIKNEW)	IAP	13626	354	7542	353	5842	10334	2817	2765	2812	4510	2023	2044	1974	2538	59534

REMARKS: Card IH contained punches 1-10.

1797. We would like to know a few other things about that person.

A. Was that person male or female?

[VAR: SUISEX2]

RESPONSE	PUNCH	YEAR														
		1972-82	1982B	1983-87	1987B	1988-91	1993-98	2000	2002	2004	2006	2008	2010	2012	2014	ALL
Male	1	0	0	0	0	42	0	0	0	0	0	0	0	0	0	42
Female	2	0	0	0	0	17	0	0	0	0	0	0	0	0	0	17
Don't know	8	0	0	0	0	1	0	0	0	0	0	0	0	0	0	1
No answer	9	0	0	0	0	5	0	0	0	0	0	0	0	0	0	5
Not applicable (Punch 0,1 on SUIKNEW)	IAP	13626	354	7542	353	5842	10334	2817	2765	2812	4510	2023	2044	1974	2538	59534

B. How old was that person? Was (he/she)...

[VAR: SUIAGE2]

<u>RESPONSE</u>	<u>PUNCH</u>	<u>YEAR</u>														
		<u>1972-82</u>	<u>1982B</u>	<u>1983-87</u>	<u>1987B</u>	<u>1988-91</u>	<u>1993-98</u>	<u>2000</u>	<u>2002</u>	<u>2004</u>	<u>2006</u>	<u>2008</u>	<u>2010</u>	<u>2012</u>	<u>2014</u>	<u>ALL</u>
10 Years or under	1	0	0	0	0	0	0	0	0	0	0	0	0	0	0	0
11-20 years	2	0	0	0	0	13	0	0	0	0	0	0	0	0	0	13
21-40 years	3	0	0	0	0	27	0	0	0	0	0	0	0	0	0	27
41 years or older	4	0	0	0	0	19	0	0	0	0	0	0	0	0	0	19
Don't know	8	0	0	0	0	1	0	0	0	0	0	0	0	0	0	1
No answer	9	0	0	0	0	5	0	0	0	0	0	0	0	0	0	5
Not applicable (Punch 0,1 on SUIKNEW)	IAP	13626	354	7542	353	5842	10334	2817	2765	2812	4510	2023	2044	1974	2538	59534

C. What was that person's race? Was it black, white, hispanic, or other?

[VAR: SUIRAC2]

<u>RESPONSE</u>	<u>PUNCH</u>	<u>YEAR</u>														
		<u>1972-82</u>	<u>1982B</u>	<u>1983-87</u>	<u>1987B</u>	<u>1988-91</u>	<u>1993-98</u>	<u>2000</u>	<u>2002</u>	<u>2004</u>	<u>2006</u>	<u>2008</u>	<u>2010</u>	<u>2012</u>	<u>2014</u>	<u>ALL</u>
Black	1	0	0	0	0	6	0	0	0	0	0	0	0	0	0	6
White	2	0	0	0	0	50	0	0	0	0	0	0	0	0	0	50
Hispanic	3	0	0	0	0	2	0	0	0	0	0	0	0	0	0	2
Other	4	0	0	0	0	1	0	0	0	0	0	0	0	0	0	1
Don't know	8	0	0	0	0	1	0	0	0	0	0	0	0	0	0	1
No answer	9	0	0	0	0	5	0	0	0	0	0	0	0	0	0	5
Not applicable (Punch 0,1 on SUIKNEW)	IAP	13626	354	7542	353	5842	10334	2817	2765	2812	4510	2023	2044	1974	2538	59534

D. What state did this person live in?

[VAR: SUIREG2]

<u>RESPONSE</u>	<u>PUNCH</u>	<u>YEAR</u>														
		<u>1972-82</u>	<u>1982B</u>	<u>1983-87</u>	<u>1987B</u>	<u>1988-91</u>	<u>1993-98</u>	<u>2000</u>	<u>2002</u>	<u>2004</u>	<u>2006</u>	<u>2008</u>	<u>2010</u>	<u>2012</u>	<u>2014</u>	<u>ALL</u>
New England	1	0	0	0	0	4	0	0	0	0	0	0	0	0	0	4
Middle Atlantic	2	0	0	0	0	4	0	0	0	0	0	0	0	0	0	4
East North Central	3	0	0	0	0	11	0	0	0	0	0	0	0	0	0	11
West North Central	4	0	0	0	0	7	0	0	0	0	0	0	0	0	0	7
South Atlantic	5	0	0	0	0	10	0	0	0	0	0	0	0	0	0	10
East South Central	6	0	0	0	0	6	0	0	0	0	0	0	0	0	0	6
West South Central	7	0	0	0	0	4	0	0	0	0	0	0	0	0	0	4
Mountain	8	0	0	0	0	4	0	0	0	0	0	0	0	0	0	4
Pacific	9	0	0	0	0	10	0	0	0	0	0	0	0	0	0	10
No answer	99	0	0	0	0	5	0	0	0	0	0	0	0	0	0	5
Not applicable (Punch 0,1 on SUIKNEW)	IAP	13626	354	7542	353	5842	10334	2817	2765	2812	4510	2023	2044	1974	2538	59534

ASKED OF THOSE WHO KNOW AT LEAST THREE SUICIDE VICTIMS:

1798. Think about the person who you have known next best, who committed suicide. Please tell me the letter of the category on the card which best describes your relationship to that person.

HAND CARD II

[VAR: SUIWHO3]

RESPONSE	PUNCH	YEAR														
		1972-82	1982B	1983-87	1987B	1988-91	1993-98	2000	2002	2004	2006	2008	2010	2012	2014	ALL
Husband or wife	1	0	0	0	0	0	0	0	0	0	0	0	0	0	0	0
Partner or lover	2	0	0	0	0	0	0	0	0	0	0	0	0	0	0	0
Son or daughter	3	0	0	0	0	0	0	0	0	0	0	0	0	0	0	0
Other relative	4	0	0	0	0	3	0	0	0	0	0	0	0	0	0	3
Friend	5	0	0	0	0	8	0	0	0	0	0	0	0	0	0	8
Neighbor	6	0	0	0	0	1	0	0	0	0	0	0	0	0	0	1
Co-worker	7	0	0	0	0	0	0	0	0	0	0	0	0	0	0	0
Acquaintance	8	0	0	0	0	5	0	0	0	0	0	0	0	0	0	5
Patient	9	0	0	0	0	1	0	0	0	0	0	0	0	0	0	1
Other	10	0	0	0	0	0	0	0	0	0	0	0	0	0	0	0
Don't know, No answer	99	0	0	0	0	5	0	0	0	0	0	0	0	0	0	5
Not applicable (Punches 0-2 on SUIKNEW)	IAP	13626	354	7542	353	5884	10334	2817	2765	2812	4510	2023	2044	1974	2538	59576

REMARKS: Card II contained punches 1-10.

1799. We would like to know a few other things about that person.

A. Was that person male or female?

[VAR: SUISEX3]

RESPONSE	PUNCH	YEAR														
		1972-82	1982B	1983-87	1987B	1988-91	1993-98	2000	2002	2004	2006	2008	2010	2012	2014	ALL
Male	1	0	0	0	0	13	0	0	0	0	0	0	0	0	0	13
Female	2	0	0	0	0	5	0	0	0	0	0	0	0	0	0	5
Don't know, No answer	9	0	0	0	0	5	0	0	0	0	0	0	0	0	0	5
Not applicable (Punches 0-2 on SUIKNEW)	IAP	13626	354	7542	353	5884	10334	2817	2765	2812	4510	2023	2044	1974	2538	59576

B. How old was that person? Was (he/she)...

[VAR: SUIAGE3]

<u>RESPONSE</u>	<u>PUNCH</u>	<u>YEAR</u>						<u>2000</u>	<u>2002</u>	<u>2004</u>	<u>2006</u>	<u>2008</u>	<u>2010</u>	<u>2012</u>	<u>2014</u>	<u>ALL</u>
		<u>1972-82</u>	<u>1982B</u>	<u>1983-87</u>	<u>1987B</u>	<u>1988-91</u>	<u>1993-98</u>									
10 Years or under	1	0	0	0	0	0	0	0	0	0	0	0	0	0	0	0
11-20 years	2	0	0	0	0	3	0	0	0	0	0	0	0	0	0	3
21-40 years	3	0	0	0	0	7	0	0	0	0	0	0	0	0	0	7
41 years or older	4	0	0	0	0	8	0	0	0	0	0	0	0	0	0	8
Don't know, No answer	9	0	0	0	0	5	0	0	0	0	0	0	0	0	0	5
Not applicable (Punches 0-2 on SUIKNEW)	IAP	13626	354	7542	353	5884	10334	2817	2765	2812	4510	2023	2044	1974	2538	59576

C. What was that person's race? Was it black, white, hispanic, or other?

[VAR: SUIRAC3]

<u>RESPONSE</u>	<u>PUNCH</u>	<u>YEAR</u>						<u>2000</u>	<u>2002</u>	<u>2004</u>	<u>2006</u>	<u>2008</u>	<u>2010</u>	<u>2012</u>	<u>2014</u>	<u>ALL</u>
		<u>1972-82</u>	<u>1982B</u>	<u>1983-87</u>	<u>1987B</u>	<u>1988-91</u>	<u>1993-98</u>									
Black	1	0	0	0	0	0	0	0	0	0	0	0	0	0	0	0
White	2	0	0	0	0	16	0	0	0	0	0	0	0	0	0	16
Hispanic	3	0	0	0	0	2	0	0	0	0	0	0	0	0	0	2
Other	4	0	0	0	0	0	0	0	0	0	0	0	0	0	0	0
Don't know, No answer	9	0	0	0	0	5	0	0	0	0	0	0	0	0	0	5
Not applicable (Punches 0-2 on SUIKNEW)	IAP	13626	354	7542	353	5884	10334	2817	2765	2812	4510	2023	2044	1974	2538	59576

D. What state did this person live in?

[VAR: SUIREG3]

<u>RESPONSE</u>	<u>PUNCH</u>	<u>YEAR</u>														
		<u>1972-82</u>	<u>1982B</u>	<u>1983-87</u>	<u>1987B</u>	<u>1988-91</u>	<u>1993-98</u>	<u>2000</u>	<u>2002</u>	<u>2004</u>	<u>2006</u>	<u>2008</u>	<u>2010</u>	<u>2012</u>	<u>2014</u>	<u>ALL</u>
New England	1	0	0	0	0	3	0	0	0	0	0	0	0	0	0	3
Middle Atlantic	2	0	0	0	0	2	0	0	0	0	0	0	0	0	0	2
East North Central	3	0	0	0	0	2	0	0	0	0	0	0	0	0	0	2
West North Central	4	0	0	0	0	0	0	0	0	0	0	0	0	0	0	0
South Atlantic	5	0	0	0	0	2	0	0	0	0	0	0	0	0	0	2
East South Central	6	0	0	0	0	2	0	0	0	0	0	0	0	0	0	2
West South Central	7	0	0	0	0	2	0	0	0	0	0	0	0	0	0	2
Mountain	8	0	0	0	0	1	0	0	0	0	0	0	0	0	0	1
Pacific	9	0	0	0	0	4	0	0	0	0	0	0	0	0	0	4
No answer	99	0	0	0	0	5	0	0	0	0	0	0	0	0	0	5
Not applicable (Punches 0-2 on SUIKNEW)	IAP	13626	354	7542	353	5884	10334	2817	2765	2812	4510	2023	2044	1974	2538	59576

1800. Do you support or oppose the following measures to deal with AIDS?

A. Prohibit students with the AIDS virus from attending public school

[VAR: AIDSSCH]

<u>RESPONSE</u>	<u>PUNCH</u>	<u>YEAR</u>														
		<u>1972-82</u>	<u>1982B</u>	<u>1983-87</u>	<u>1987B</u>	<u>1988-91</u>	<u>1993-98</u>	<u>2000</u>	<u>2002</u>	<u>2004</u>	<u>2006</u>	<u>2008</u>	<u>2010</u>	<u>2012</u>	<u>2014</u>	<u>ALL</u>
Support	1	0	0	0	0	171	0	0	0	0	0	0	0	0	0	171
Oppose	2	0	0	0	0	476	0	0	0	0	0	0	0	0	0	476
No opinion	8	0	0	0	0	60	0	0	0	0	0	0	0	0	0	60
No answer	9	0	0	0	0	11	0	0	0	0	0	0	0	0	0	11
Not applicable (Form 2)	IAP	13626	354	7542	353	5189	10334	2817	2765	2812	4510	2023	2044	1974	2538	58881

B. Develop a government information program to promote safe sex practices, such as the use of condoms

[VAR: AIDSADS]

<u>RESPONSE</u>	<u>PUNCH</u>	<u>YEAR</u>											<u>ALL</u>			
		<u>1972-82</u>	<u>1982B</u>	<u>1983-87</u>	<u>1987B</u>	<u>1988-91</u>	<u>1993-98</u>	<u>2000</u>	<u>2002</u>	<u>2004</u>	<u>2006</u>	<u>2008</u>		<u>2010</u>	<u>2012</u>	<u>2014</u>
Support	1	0	0	0	0	583	0	0	0	0	0	0	0	0	0	583
Oppose	2	0	0	0	0	95	0	0	0	0	0	0	0	0	0	95
No opinion	8	0	0	0	0	30	0	0	0	0	0	0	0	0	0	30
No answer	9	0	0	0	0	10	0	0	0	0	0	0	0	0	0	10
Not applicable (Form 2)	IAP	13626	354	7542	353	5189	10334	2817	2765	2812	4510	2023	2044	1974	2538	58881

C. Permit insurance companies to test applicants for the AIDS virus

[VAR: AIDSINSR]

<u>RESPONSE</u>	<u>PUNCH</u>	<u>YEAR</u>											<u>ALL</u>			
		<u>1972-82</u>	<u>1982B</u>	<u>1983-87</u>	<u>1987B</u>	<u>1988-91</u>	<u>1993-98</u>	<u>2000</u>	<u>2002</u>	<u>2004</u>	<u>2006</u>	<u>2008</u>		<u>2010</u>	<u>2012</u>	<u>2014</u>
Support	1	0	0	0	0	402	0	0	0	0	0	0	0	0	0	402
Oppose	2	0	0	0	0	245	0	0	0	0	0	0	0	0	0	245
No opinion	8	0	0	0	0	61	0	0	0	0	0	0	0	0	0	61
No answer	9	0	0	0	0	10	0	0	0	0	0	0	0	0	0	10
Not applicable (Form 2)	IAP	13626	354	7542	353	5189	10334	2817	2765	2812	4510	2023	2044	1974	2538	58881

D. Have the government pay all of the health care costs of AIDS patients

[VAR: AIDSHLTH]

<u>RESPONSE</u>	<u>PUNCH</u>	<u>YEAR</u>											<u>ALL</u>			
		<u>1972-82</u>	<u>1982B</u>	<u>1983-87</u>	<u>1987B</u>	<u>1988-91</u>	<u>1993-98</u>	<u>2000</u>	<u>2002</u>	<u>2004</u>	<u>2006</u>	<u>2008</u>		<u>2010</u>	<u>2012</u>	<u>2014</u>
Support	1	0	0	0	0	212	0	0	0	0	0	0	0	0	0	212
Oppose	2	0	0	0	0	429	0	0	0	0	0	0	0	0	0	429
No opinion	8	0	0	0	0	66	0	0	0	0	0	0	0	0	0	66
No answer	9	0	0	0	0	11	0	0	0	0	0	0	0	0	0	11
Not applicable (Form 2)	IAP	13626	354	7542	353	5189	10334	2817	2765	2812	4510	2023	2044	1974	2538	58881

1801. Do you support or oppose the following measures to deal with AIDS?

A. Conduct mandatory testing for the AIDS virus before marriage

[VAR: AIDSMAR]

<u>RESPONSE</u>	<u>PUNCH</u>	<u>YEAR</u>														
		<u>1972-82</u>	<u>1982B</u>	<u>1983-87</u>	<u>1987B</u>	<u>1988-91</u>	<u>1993-98</u>	<u>2000</u>	<u>2002</u>	<u>2004</u>	<u>2006</u>	<u>2008</u>	<u>2010</u>	<u>2012</u>	<u>2014</u>	<u>ALL</u>
Support	1	0	0	0	0	647	0	0	0	0	0	0	0	0	0	647
Oppose	2	0	0	0	0	80	0	0	0	0	0	0	0	0	0	80
No opinion	8	0	0	0	0	26	0	0	0	0	0	0	0	0	0	26
No answer	9	0	0	0	0	10	0	0	0	0	0	0	0	0	0	10
Not applicable (Form 1)	IAP	13626	354	7542	353	5144	10334	2817	2765	2812	4510	2023	2044	1974	2538	58836

B. Require the teaching of safe sex practices, such as the use of condoms, in sex education courses in public schools

[VAR: AIDSSXED]

<u>RESPONSE</u>	<u>PUNCH</u>	<u>YEAR</u>														
		<u>1972-82</u>	<u>1982B</u>	<u>1983-87</u>	<u>1987B</u>	<u>1988-91</u>	<u>1993-98</u>	<u>2000</u>	<u>2002</u>	<u>2004</u>	<u>2006</u>	<u>2008</u>	<u>2010</u>	<u>2012</u>	<u>2014</u>	<u>ALL</u>
Support	1	0	0	0	0	641	0	0	0	0	0	0	0	0	0	641
Oppose	2	0	0	0	0	91	0	0	0	0	0	0	0	0	0	91
No opinion	8	0	0	0	0	22	0	0	0	0	0	0	0	0	0	22
No answer	9	0	0	0	0	9	0	0	0	0	0	0	0	0	0	9
Not applicable (Form 1)	IAP	13626	354	7542	353	5144	10334	2817	2765	2812	4510	2023	2044	1974	2538	58836

C. Require people with the AIDS virus to wear identification tags that look like those carried by people with allergies or diabetes

[VAR: AIDSIDS]

<u>RESPONSE</u>	<u>PUNCH</u>	<u>YEAR</u>														
		<u>1972-82</u>	<u>1982B</u>	<u>1983-87</u>	<u>1987B</u>	<u>1988-91</u>	<u>1993-98</u>	<u>2000</u>	<u>2002</u>	<u>2004</u>	<u>2006</u>	<u>2008</u>	<u>2010</u>	<u>2012</u>	<u>2014</u>	<u>ALL</u>
Support	1	0	0	0	0	432	0	0	0	0	0	0	0	0	0	432
Oppose	2	0	0	0	0	255	0	0	0	0	0	0	0	0	0	255
No opinion	8	0	0	0	0	65	0	0	0	0	0	0	0	0	0	65
No answer	9	0	0	0	0	11	0	0	0	0	0	0	0	0	0	11
Not applicable (Form 1)	IAP	13626	354	7542	353	5144	10334	2817	2765	2812	4510	2023	2044	1974	2538	58836

D. Make victims with AIDS eligible for disability benefits

[VAR: AIDSFARE]

<u>RESPONSE</u>	<u>PUNCH</u>	<u>YEAR</u>											<u>ALL</u>			
		<u>1972-82</u>	<u>1982B</u>	<u>1983-87</u>	<u>1987B</u>	<u>1988-91</u>	<u>1993-98</u>	<u>2000</u>	<u>2002</u>	<u>2004</u>	<u>2006</u>	<u>2008</u>		<u>2010</u>	<u>2012</u>	<u>2014</u>
Support	1	0	0	0	0	402	0	0	0	0	0	0	0	0	0	402
Oppose	2	0	0	0	0	273	0	0	0	0	0	0	0	0	0	273
No opinion	8	0	0	0	0	76	0	0	0	0	0	0	0	0	0	76
No answer	9	0	0	0	0	12	0	0	0	0	0	0	0	0	0	12
Not applicable (Form 1)	IAP	13626	354	7542	353	5144	10334	2817	2765	2812	4510	2023	2044	1974	2538	58836

**HIGH RISK BEHAVIORS
(PARTNERS - SEXORNT)**

1802. How many sex partners have you had in the last 12 months?

[VAR: PARTNERS]

<u>RESPONSE</u>	<u>PUNCH</u>	<u>YEAR</u>														
		<u>1972-82</u>	<u>1982B</u>	<u>1983-87</u>	<u>1987B</u>	<u>1988-91</u>	<u>1993-98</u>	<u>2000</u>	<u>2002</u>	<u>2004</u>	<u>2006</u>	<u>2008</u>	<u>2010</u>	<u>2012</u>	<u>2014</u>	<u>ALL</u>
No partners (SKIP TO EVIDU)	0	0	0	0	0	1002	1931	521	511	425	596	415	427	405	537	6770
1 partner	1	0	0	0	0	2964	6076	1502	1397	1462	1485	1092	1129	1068	1490	19665
2 partners	2	0	0	0	0	272	631	151	159	142	152	120	124	109	130	1990
3 partners	3	0	0	0	0	138	253	79	83	65	66	55	63	57	68	927
4 partners	4	0	0	0	0	76	144	42	39	45	37	25	39	34	32	513
5 - 10 partners	5	0	0	0	0	77	120	36	34	34	38	33	25	23	31	451
11 - 20 partners	6	0	0	0	0	10	24	9	10	12	17	11	2	5	7	107
21 - 100 partners	7	0	0	0	0	10	14	0	2	4	3	3	1	4	1	42
More than 100 partners	8	0	0	0	0	3	1	0	2	1	0	2	2	0	0	11
1+ partners (unspecified)	9	0	0	0	0	30	41	2	5	8	6	10	15	18	15	150
Don't know	98	0	0	0	0	0	3	0	4	4	1	4	1	0	2	19
No answer	99	0	0	0	0	27	153	58	30	40	13	21	12	13	37	404
Not applicable (Did not do supplement, or Form 2 in 1991)	IAP	13626	354	7542	353	1298	943	417	489	570	2096	232	204	238	188	28550

REMARKS: This question appeared only on Form 1 in 1991. A variant of this question, PARTOPEN, was asked on Form 2 in 1991.

1803. Was one of the partners your husband or wife or regular sexual partner?

[VAR: MATESEX]

<u>RESPONSE</u>	<u>PUNCH</u>	<u>YEAR</u>														
		<u>1972-82</u>	<u>1982B</u>	<u>1983-87</u>	<u>1987B</u>	<u>1988-91</u>	<u>1993-98</u>	<u>2000</u>	<u>2002</u>	<u>2004</u>	<u>2006</u>	<u>2008</u>	<u>2010</u>	<u>2012</u>	<u>2014</u>	<u>ALL</u>
Yes	1	0	0	0	0	3690	6574	1615	1540	1637	1609	1200	1274	1193	1593	21925
No	2	0	0	0	0	337	633	174	181	128	194	143	117	106	167	2180
Don't know	8	0	0	0	0	0		0	1	0	0	1	1	0	0	3
No answer	9	0	0	0	0	87	253	90	43	48	14	28	20	32	51	666
Not applicable (Punch 0 on PARTNERS)	IAP	13626	354	7542	353	1793	2874	938	1000	999	2693	651	632	643	727	34825

**IF YOU HAVE NO OTHER PARTNERS BESIDES YOUR HUSBAND OR WIFE OR REGULAR SEXUAL PARTNER,
PLEASE GO TO SEXFREQ.**

1804. If you had other partners, please indicate all categories that apply to them.

A. Close personal friend

[VAR: FRNDSEX]

<u>RESPONSE</u>	<u>PUNCH</u>	<u>YEAR</u>														
		<u>1972-82</u>	<u>1982B</u>	<u>1983-87</u>	<u>1987B</u>	<u>1988-91</u>	<u>1993-98</u>	<u>2000</u>	<u>2002</u>	<u>2004</u>	<u>2006</u>	<u>2008</u>	<u>2010</u>	<u>2012</u>	<u>2014</u>	<u>ALL</u>
Yes	1	0	0	0	0	402	657	177	294	277	310	199	208	173	206	2903
No	2	0	0	0	0	231	516	128	104	70	97	113	99	98	136	1592
Don't know	8	0	0	0	0	0	0	0	1	0	0	0	1	0	0	2
No answer	9	0	0	0	0	280	529	177	49	36	16	23	30	34	52	1226
Not applicable (Punch 0 or 1 on PARTNERS)	IAP	13626	354	7542	353	4994	8632	2335	2317	2429	4087	1688	1706	1669	2144	53876

B. Neighbor, Co-worker, or long-term acquaintance

[VAR: ACQNTSEX]

<u>RESPONSE</u>	<u>PUNCH</u>	<u>YEAR</u>														
		<u>1972-82</u>	<u>1982B</u>	<u>1983-87</u>	<u>1987B</u>	<u>1988-91</u>	<u>1993-98</u>	<u>2000</u>	<u>2002</u>	<u>2004</u>	<u>2006</u>	<u>2008</u>	<u>2010</u>	<u>2012</u>	<u>2014</u>	<u>ALL</u>
Yes	1	0	0	0	0	202	391	115	101	98	103	119	122	118	134	1503
No	2	0	0	0	0	431	782	190	301	249	304	193	187	153	208	2998
No answer	9	0	0	0	0	280	542	177	46	50	16	31	30	34	52	1258
Not applicable (Punch 0 or 1 on PARTNERS)	IAP	13626	354	7542	353	4994	8619	2335	2317	2415	4087	1680	1705	1669	2144	53840

C. Casual date or pick-up

[VAR: PIKUPSEX]

<u>RESPONSE</u>	<u>PUNCH</u>	<u>YEAR</u>														
		<u>1972-82</u>	<u>1982B</u>	<u>1983-87</u>	<u>1987B</u>	<u>1988-91</u>	<u>1993-98</u>	<u>2000</u>	<u>2002</u>	<u>2004</u>	<u>2006</u>	<u>2008</u>	<u>2010</u>	<u>2012</u>	<u>2014</u>	<u>ALL</u>
Yes	1	0	0	0	0	182	358	104	137	136	147	118	116	105	143	1546
No	2	0	0	0	0	451	815	201	264	211	260	194	193	165	199	2953
Don't know	8	0	0	0	0	0	0	0	1	0	0	0	0	0	0	1
No answer	9	0	0	0	0	280	542	177	46	50	16	31	30	27	52	1251
Not applicable (Punch 0 or 1 on PARTNERS)	IAP	13626	354	7542	353	4994	8619	2335	2317	2415	4087	1680	1705	1677	2144	53848

D. Person you paid or paid you for sex

[VAR: PAIDSEX]

<u>RESPONSE</u>	<u>PUNCH</u>	<u>YEAR</u>														
		<u>1972-82</u>	<u>1982B</u>	<u>1983-87</u>	<u>1987B</u>	<u>1988-91</u>	<u>1993-98</u>	<u>2000</u>	<u>2002</u>	<u>2004</u>	<u>2006</u>	<u>2008</u>	<u>2010</u>	<u>2012</u>	<u>2014</u>	<u>ALL</u>
Yes	1	0	0	0	0	19	28	6	9	10	11	13	13	11	17	137
No	2	0	0	0	0	614	1145	299	395	367	395	298	296	259	325	4393
No answer	9	0	0	0	0	280	542	177	44	20	17	32	30	35	52	1229
Not applicable (Punch 0 or 1 on PARTNERS)	IAP	13626	354	7542	353	4994	8619	2335	2317	2415	4087	1680	1705	1669	2144	53840

E. Other (PLEASE SPECIFY)

[VAR: OTHERSEX]

<u>RESPONSE</u>	<u>PUNCH</u>	<u>YEAR</u>														
		<u>1972-82</u>	<u>1982B</u>	<u>1983-87</u>	<u>1987B</u>	<u>1988-91</u>	<u>1993-98</u>	<u>2000</u>	<u>2002</u>	<u>2004</u>	<u>2006</u>	<u>2008</u>	<u>2010</u>	<u>2012</u>	<u>2014</u>	<u>ALL</u>
Yes	1	0	0	0	0	14	30	7	12	17	34	19	20	10	23	186
No	2	0	0	0	0	619	1144	298	291	330	368	294	286	260	319	4209
Don't know	8	0	0	0	0	0	0	0	1	0	0	0	0	0	0	1
No answer	9	0	0	0	0	280	529	177	144	36	21	22	30	35	52	1326
Not applicable (Punch 0 or 1 on PARTNERS)	IAP	13626	354	7542	353	4994	8631	2335	2317	2429	4087	1688	1708	1669	2144	53877

1805. Have your sex partners in the last 12 months been...

[VAR: SEXSEX]

<u>RESPONSE</u>	<u>PUNCH</u>	<u>YEAR</u>														
		<u>1972-82</u>	<u>1982B</u>	<u>1983-87</u>	<u>1987B</u>	<u>1988-91</u>	<u>1993-98</u>	<u>2000</u>	<u>2002</u>	<u>2004</u>	<u>2006</u>	<u>2008</u>	<u>2010</u>	<u>2012</u>	<u>2014</u>	<u>ALL</u>
Exclusively male	1	0	0	0	0	2112	3753	934	887	943	967	687	716	700	931	12630
Both male and female	2	0	0	0	0	13	49	14	12	8	20	13	10	18	20	177
Exclusively female	3	0	0	0	0	1795	3248	822	821	813	809	653	667	592	820	11040
Don't know	8	0	0	0	0	0	0	0	0	2	0	5	2	0	2	11
No answer	9	0	0	0	0	194	410	109	45	47	22	22	18	21	38	926
Not applicable (Punch 0 to on PARTNERS)	IAP	13626	354	7542	353	1793	2874	938	1000	999	2692	643	631	643	727	34815

1806. About how often did you have sex during the last 12 months?

[VAR: SEXFREQ]

<u>RESPONSE</u>	<u>PUNCH</u>	<u>YEAR</u>														
		<u>1972-82</u>	<u>1982B</u>	<u>1983-87</u>	<u>1987B</u>	<u>1988-91</u>	<u>1993-98</u>	<u>2000</u>	<u>2002</u>	<u>2004</u>	<u>2006</u>	<u>2008</u>	<u>2010</u>	<u>2012</u>	<u>2014</u>	<u>ALL</u>
Not at all	0	0	0	0	0	700	1864	509	484	445	595	416	440	35	571	6059
Once or twice	1	0	0	0	0	237	647	202	186	160	205	149	174	127	220	2307
About once a month	2	0	0	0	0	279	965	204	212	240	265	176	194	169	255	2959
2 or 3 times a month	3	0	0	0	0	493	1407	360	350	364	361	243	284	255	357	4474
About once a week	4	0	0	0	0	601	1651	391	341	376	343	285	257	215	333	4793
2 or 3 times a week	5	0	0	0	0	680	1834	446	415	377	430	309	304	283	365	5443
More than 3 times a week	6	0	0	0	0	173	541	152	163	147	134	108	99	112	122	1751
Don't know	8	0	0	0	0	2	7	1	18	20	6	26	15	26	19	140
No answer	9	0	0	0	0	705	475	135	107	113	75	79	73	109	108	1979
Not applicable (Form 2)	IAP	13626	354	7542	353	2037	943	417	489	570	2096	232	204	643	188	29694

REMARKS: This question appeared on only form 1 in 1990. Variants of this question, SEXFREQ1 and SEXFREQ2, were asked on form 2 in 1990.

In 2012 only, the SEXFREQ question was skipped if the respondent answered "No partner" on the PARTNERS question.

1807. In the past month, have you engaged in sexual intercourse?

[VAR: SEXFREQ1]

<u>RESPONSE</u>	<u>PUNCH</u>	<u>YEAR</u>														
		<u>1972-82</u>	<u>1982B</u>	<u>1983-87</u>	<u>1987B</u>	<u>1988-91</u>	<u>1993-98</u>	<u>2000</u>	<u>2002</u>	<u>2004</u>	<u>2006</u>	<u>2008</u>	<u>2010</u>	<u>2012</u>	<u>2014</u>	<u>ALL</u>
Yes	1	0	0	0	0	388	0	0	0	0	0	0	0	0	0	388
No	2	0	0	0	0	193	0	0	0	0	0	0	0	0	0	193
Don't know	8	0	0	0	0	0	0	0	0	0	0	0	0	0	0	0
No answer	9	0	0	0	0	0	0	0	0	0	0	0	0	0	0	0
Not applicable (Form 1)	IAP	13626	354	7542	353	5326	10334	2817	2765	2812	4510	2023	2044	1974	2538	59018

REMARKS: This question appeared on only form 2 in 1990. A similar question, SEXFREQ, appeared on form 1 in 1990. See also SEXFREQ2.

1808. About how many times did you engage in intercourse during the month?

[VAR: SEXFREQ2]

RESPONSE	PUNCH	YEAR														ALL
		1972-82	1982B	1983-87	1987B	1988-91	1993-98	2000	2002	2004	2006	2008	2010	2012	2014	
1	1	0	0	0	0	28	0	0	0	0	0	0	0	0	0	28
2	2	0	0	0	0	36	0	0	0	0	0	0	0	0	0	36
3	3	0	0	0	0	30	0	0	0	0	0	0	0	0	0	30
4	4	0	0	0	0	45	0	0	0	0	0	0	0	0	0	45
5	5	0	0	0	0	30	0	0	0	0	0	0	0	0	0	30
6	6	0	0	0	0	32	0	0	0	0	0	0	0	0	0	32
7	7	0	0	0	0	10	0	0	0	0	0	0	0	0	0	10
8	8	0	0	0	0	36	0	0	0	0	0	0	0	0	0	36
9	9	0	0	0	0	4	0	0	0	0	0	0	0	0	0	4
10	10	0	0	0	0	37	0	0	0	0	0	0	0	0	0	37
12	12	0	0	0	0	16	0	0	0	0	0	0	0	0	0	16
13	13	0	0	0	0	6	0	0	0	0	0	0	0	0	0	6
14	14	0	0	0	0	1	0	0	0	0	0	0	0	0	0	1
15	15	0	0	0	0	13	0	0	0	0	0	0	0	0	0	13
16	16	0	0	0	0	4	0	0	0	0	0	0	0	0	0	4
17	17	0	0	0	0	1	0	0	0	0	0	0	0	0	0	1
19	19	0	0	0	0	1	0	0	0	0	0	0	0	0	0	1
20	20	0	0	0	0	13	0	0	0	0	0	0	0	0	0	13
22	22	0	0	0	0	1	0	0	0	0	0	0	0	0	0	1
23	23	0	0	0	0	1	0	0	0	0	0	0	0	0	0	1
24	24	0	0	0	0	1	0	0	0	0	0	0	0	0	0	1
25	25	0	0	0	0	4	0	0	0	0	0	0	0	0	0	4
27	27	0	0	0	0	1	0	0	0	0	0	0	0	0	0	1
30	30	0	0	0	0	4	0	0	0	0	0	0	0	0	0	4
50	50	0	0	0	0	1	0	0	0	0	0	0	0	0	0	1
60	60	0	0	0	0	1	0	0	0	0	0	0	0	0	0	1
Don't know	98	0	0	0	0	1	0	0	0	0	0	0	0	0	0	1
No answer	99	0	0	0	0	30	0	0	0	0	0	0	0	0	0	30
Not applicable (Form 1)	IAP	13626	354	7542	353	5519	10334	2817	2765	2812	4510	2023	2044	1974	2538	59211

REMARKS: This question was asked on only form 2 in 1991. A similar question, SEXFREQ, appeared on form 1. See also SEXFREQ1.

1809. Now thinking about the time since your 18th birthday (including the past 12 months) how many female partners have you had sex with?

[VAR: NUMWOMEN]

<u>RESPONSE</u>	<u>PUNCH</u>	<u>YEAR</u>														
		<u>1972-82</u>	<u>1982B</u>	<u>1983-87</u>	<u>1987B</u>	<u>1988-91</u>	<u>1993-98</u>	<u>2000</u>	<u>2002</u>	<u>2004</u>	<u>2006</u>	<u>2008</u>	<u>2010</u>	<u>2012</u>	<u>2014</u>	<u>ALL</u>
0	0	0	0	0	0	1928	4703	1118	1198	1177	1293	912	956	888	1183	15356
1	1	0	0	0	0	325	702	188	145	191	207	140	142	150	204	2394
2	2	0	0	0	0	144	333	81	79	75	87	74	66	60	96	1095
3	3	0	0	0	0	129	315	89	67	83	86	67	66	61	92	1055
4-6	4-6	0	0	0	0	313	684	205	190	156	198	145	146	140	172	2349
7-9	7-9	0	0	0	0	77	239	66	61	55	61	56	36	63	63	777
10-14	10-14	0	0	0	0	150	459	108	116	102	133	85	100	73	130	1456
15-24	15-24	0	0	0	0	152	421	90	95	102	106	74	86	70	106	1302
25-988	25-988	0	0	0	0	187	485	139	139	141	127	113	124	82	138	1675
989+	989	0	0	0	0	0	2	1	0	1	0	1	0	3	0	8
Dash or slash	990	0	0	0	0	5	12	1	0	0	0	0	0	0	0	18
1 or more, number unknown	991	0	0	0	0	3	49	3	5	11	1	0	2	4	1	79
"X"	992	0	0	0	0	2	5	2	0	0	0	0	0	0	0	9
Garbled text	993	0	0	0	0	2	6	0	0	0	0	1	0	1	0	10
Several	994	0	0	0	0	3	7	0	0	1	0	0	2	0	1	14
"Many," "lots"	995	0	0	0	0	4	34	2	1	6	6	2	2	2	0	59
"N.A."	996	0	0	0	0	4	27	4	0	0	0	0	0	2	0	37
Refused	997	0	0	0	0	6	59	23	0	0	1	0	6	0	2	97
Don't know	998	0	0	0	0	32	86	25	49	41	33	52	41	50	115	524
No answer	999	0	0	0	0	404	750	255	130	86	75	61	65	87	47	1960
Not applicable	IAP	13626	354	7542	353	2037	956	417	490	584	2096	240	204	238	188	29325

REMARKS: NUMWOMEN and NUMMEN code exact number of partners in PARTNERS. The numbers above are for convenience of display only.

1810. Now thinking about the time since your 18th birthday (including the past 12 months) how many male partners have you had sex with?

[VAR: NUMMEN]

<u>RESPONSE</u>	<u>PUNCH</u>	<u>YEAR</u>														
		<u>1972-82</u>	<u>1982B</u>	<u>1983-87</u>	<u>1987B</u>	<u>1988-91</u>	<u>1993-98</u>	<u>2000</u>	<u>2002</u>	<u>2004</u>	<u>2006</u>	<u>2008</u>	<u>2010</u>	<u>2012</u>	<u>2014</u>	<u>ALL</u>
0	0	0	0	0	0	1564	3707	906	982	974	1028	757	809	715	996	12438
1	1	0	0	0	0	858	1704	386	332	359	379	314	247	253	337	5169
2	2	0	0	0	0	297	698	171	156	153	174	137	121	113	168	2188
3	3	0	0	0	0	226	551	132	138	127	152	102	114	102	158	1802
4-6	4-6	0	0	0	0	321	893	273	264	229	275	174	219	189	265	3102
7-9	7-9	0	0	0	0	68	232	56	60	68	67	35	48	57	75	766
10-14	10-14	0	0	0	0	90	332	97	82	93	80	72	76	66	93	1081
15-24	15-24	0	0	0	0	58	197	51	49	39	72	50	49	47	53	665
25-988	25-988	0	0	0	0	41	127	42	43	47	57	45	40	45	50	537
989+	989	0	0	0	0	0	0	0	0	2	0	2	0	1	0	5
Dash or slash	990	0	0	0	0	9	18	4	0	0	0	0	0	0	0	31
1 or more, number unknown	991	0	0	0	0	0	72	5	4	15	0	1	1	22	5	125
"X"	992	0	0	0	0	2	4	5	0	0	0	0	0	0	0	11
Garbled text	993	0	0	0	0	1	5	0	0	0	0	0	0	1	0	7
Several	994	0	0	0	0	1	4	0	0	0	5	0	0	1	2	13
"Many," "lots"	995	0	0	0	0	4	17	4	2	0	4	2	0	4	1	38
"N.A."	996	0	0	0	0	3	20	1	0	1	0	0	0	1	2	28
Refused	997	0	0	0	0	8	70	27	2	1	3	2	6	1	1	121
Don't know	998	0	0	0	0	19	48	12	31	30	18	30	24	30	116	358
No answer	999	0	0	0	0	300	679	228	131	90	100	60	86	88	28	1790
Not applicable	IAP	13626	354	7542	353	2037	956	417	489	584	2096	240	204	238	188	29324

REMARKS: NUMWOMEN and NUMMEN code exact number of partners in PARTNERS. The numbers above are for convenience of display only.

1811. How many sex partners have you had in the last 12 months?

[VAR: PARTOPEN]

<u>RESPONSE</u>	<u>PUNCH</u>	<u>YEAR</u>														
		<u>1972-82</u>	<u>1982B</u>	<u>1983-87</u>	<u>1987B</u>	<u>1988-91</u>	<u>1993-98</u>	<u>2000</u>	<u>2002</u>	<u>2004</u>	<u>2006</u>	<u>2008</u>	<u>2010</u>	<u>2012</u>	<u>2014</u>	<u>ALL</u>
0	0	0	0	0	0	146	0	0	0	0	0	0	0	0	0	146
1	1	0	0	0	0	428	0	0	0	0	0	0	0	0	0	428
2	2	0	0	0	0	38	0	0	0	0	0	0	0	0	0	38
3	3	0	0	0	0	12	0	0	0	0	0	0	0	0	0	12
4	4	0	0	0	0	5	0	0	0	0	0	0	0	0	0	5
5	5	0	0	0	0	6	0	0	0	0	0	0	0	0	0	6
6	6	0	0	0	0	3	0	0	0	0	0	0	0	0	0	3
7	7	0	0	0	0	1	0	0	0	0	0	0	0	0	0	1
8	8	0	0	0	0	1	0	0	0	0	0	0	0	0	0	1
14	14	0	0	0	0	1	0	0	0	0	0	0	0	0	0	1
Dash or slash	990	0	0	0	0	1	0	0	0	0	0	0	0	0	0	1
Don't know	998	0	0	0	0	0	0	0	0	0	0	0	0	0	0	0
No answer	999	0	0	0	0	9	0	0	0	0	0	0	0	0	0	9
Not applicable (Form 1)	IAP	13626	354	7542	353	5256	10334	2817	2765	2812	4510	2023	2044	1974	2538	58948

REMARKS: This question appeared on Form 2 in 1991. This was a variant of PARTNERS, which was asked on Form 1 in 1991

1812. Now, think about the past five years--the time since February/March 1986, and including the past 12 months, how many sex partners have you had in that five year period?

[VAR: PARTOPN5]

RESPONSE	PUNCH	YEAR														ALL
		1972-82	1982B	1983-87	1987B	1988-91	1993-98	2000	2002	2004	2006	2008	2010	2012	2014	
0 (GO TO EVIDU)	0	0	0	0	0	86	0	0	0	0	0	0	0	0	0	86
1	1	0	0	0	0	357	0	0	0	0	0	0	0	0	0	357
2	2	0	0	0	0	59	0	0	0	0	0	0	0	0	0	59
3	3	0	0	0	0	39	0	0	0	0	0	0	0	0	0	39
4	4	0	0	0	0	14	0	0	0	0	0	0	0	0	0	14
5	5	0	0	0	0	20	0	0	0	0	0	0	0	0	0	20
6	6	0	0	0	0	7	0	0	0	0	0	0	0	0	0	7
7	7	0	0	0	0	9	0	0	0	0	0	0	0	0	0	9
8	8	0	0	0	0	3	0	0	0	0	0	0	0	0	0	3
10	10	0	0	0	0	11	0	0	0	0	0	0	0	0	0	11
12	12	0	0	0	0	1	0	0	0	0	0	0	0	0	0	1
14	14	0	0	0	0	1	0	0	0	0	0	0	0	0	0	1
15	15	0	0	0	0	5	0	0	0	0	0	0	0	0	0	5
19	19	0	0	0	0	1	0	0	0	0	0	0	0	0	0	1
20	20	0	0	0	0	4	0	0	0	0	0	0	0	0	0	4
25	25	0	0	0	0	1	0	0	0	0	0	0	0	0	0	1
40	40	0	0	0	0	1	0	0	0	0	0	0	0	0	0	1
50	50	0	0	0	0	1	0	0	0	0	0	0	0	0	0	1
65	65	0	0	0	0	1	0	0	0	0	0	0	0	0	0	1
80	80	0	0	0	0	1	0	0	0	0	0	0	0	0	0	1
Dash or slash	990	0	0	0	0	1	0	0	0	0	0	0	0	0	0	1
Don't know	998	0	0	0	0	2	0	0	0	0	0	0	0	0	0	2
No answer	999	0	0	0	0	26	0	0	0	0	0	0	0	0	0	26
Not applicable (Form 1)	IAP	13626	354	7542	353	5256	10334	2817	2765	2812	4510	2023	2044	1974	2538	58948

REMARKS: This question appears on only Form 2 in 1991. A similar question, PARTOPEN, appears on Form 1 in 1991.

1813. Now think about the past five years--the time since February/March [1999], and including the past 12 months, how many sex partners have you had in that five year period?

[VAR: PARTNRS5]

RESPONSE	PUNCH	YEAR														
		<u>1972-82</u>	<u>1982B</u>	<u>1983-87</u>	<u>1987B</u>	<u>1988-91</u>	<u>1993-98</u>	<u>2000</u>	<u>2002</u>	<u>2004</u>	<u>2006</u>	<u>2008</u>	<u>2010</u>	<u>2012</u>	<u>2014</u>	<u>ALL</u>
No partners (GO TO EVIDU)	0	0	0	0	0	95	1217	323	308	253	348	252	261	245	311	3613
1 partner	1	0	0	0	0	348	4902	1218	1139	1225	1256	942	963	898	1272	14163
2 partners	2	0	0	0	0	51	898	252	231	248	247	173	175	170	225	2670
3 partners	3	0	0	0	0	48	637	164	154	126	162	113	114	94	145	1757
4 partners	4	0	0	0	0	28	456	112	129	113	109	68	77	69	93	1254
5 - 10 partners	5	0	0	0	0	37	601	132	159	117	126	94	123	121	138	1648
11 - 20 partners	6	0	0	0	0	11	190	48	56	47	59	36	40	34	45	566
21 - 100 partners	7	0	0	0	0	10	96	28	25	28	23	27	11	13	23	284
More than 100 partners	8	0	0	0	0	2	13	2	2	6	7	3	3	4	2	44
1 or more, number unknown	9	0	0	0	0	1	63	19	5	10	31	51	46	60	41	327
Several	95	0	0	0	0	0	0	0	0	0	0	0	0	0	0	0
Don't know	98	0	0	0	0	0	2	0	8	9	3	8	2	0	3	35
No answer	99	0	0	0	0	14	316	102	60	46	43	24	25	28	52	710
Not applicable (Did not do supplement, or Form 2 in 1991)	IAP	13626	354	7542	353	5262	943	417	489	584	2096	232	204	238	188	32528

REMARKS: This question appears on only Form 1 in 1991. A similar question, PARTOPN5, appears on Form 2 in 1991.

1814. Have your sex partners in the last five years been...

[VAR: SEXSEX5]

RESPONSE	PUNCH	YEAR														
		<u>1972-82</u>	<u>1982B</u>	<u>1983-87</u>	<u>1987B</u>	<u>1988-91</u>	<u>1993-98</u>	<u>2000</u>	<u>2002</u>	<u>2004</u>	<u>2006</u>	<u>2008</u>	<u>2010</u>	<u>2012</u>	<u>2014</u>	<u>ALL</u>
Exclusively male	1	0	0	0	0	601	4147	1021	968	1022	1059	759	800	758	1023	12158
Both male and female	2	0	0	0	0	14	118	43	34	14	40	25	25	36	40	389
Exclusively female	3	0	0	0	0	455	3475	882	879	882	893	703	707	654	913	10443
Don't know	8	0	0	0	0	0	0	0	9	3	0	4	2	0	2	20
No answer	9	0	0	0	0	45	435	239	78	54	71	31	45	43	61	1102
Not applicable (Punch 0 in PARTNRS5)	IAP	13626	354	7542	353	4792	2159	632	797	837	2447	501	465	483	499	35487

1815. Thinking about the time since your 18th birthday, have you ever had sex with a person you paid or who paid you for sex?

[VAR: EVPAIDSX]

<u>RESPONSE</u>	<u>PUNCH</u>	<u>YEAR</u>														
		<u>1972-82</u>	<u>1982B</u>	<u>1983-87</u>	<u>1987B</u>	<u>1988-91</u>	<u>1993-98</u>	<u>2000</u>	<u>2002</u>	<u>2004</u>	<u>2006</u>	<u>2008</u>	<u>2010</u>	<u>2012</u>	<u>2014</u>	<u>ALL</u>
Yes	1	0	0	0	0	102	768	191	175	164	198	160	129	114	139	2140
No	2	0	0	0	0	1166	8273	2109	2048	2030	2189	1600	1675	1586	2152	24828
Don't know	8	0	0	0	0	0	0	1	3	3	2	2	6	5	2	24
No answer	9	0	0	0	0	28	350	99	50	31	25	29	30	31	57	730
Not applicable	IAP	13626	354	7542	353	4611	943	417	489	584	2096	232	204	238	188	31877

1816. Have you ever had sex with someone other than your husband or wife while you were married?

[VAR: EVSTRAY]

<u>RESPONSE</u>	<u>PUNCH</u>	<u>YEAR</u>														
		<u>1972-82</u>	<u>1982B</u>	<u>1983-87</u>	<u>1987B</u>	<u>1988-91</u>	<u>1993-98</u>	<u>2000</u>	<u>2002</u>	<u>2004</u>	<u>2006</u>	<u>2008</u>	<u>2010</u>	<u>2012</u>	<u>2014</u>	<u>ALL</u>
Yes	1	0	0	0	0	146	1242	308	311	291	350	214	227	213	285	3587
No	2	0	0	0	0	853	5862	1418	1307	1360	1414	1046	1058	1003	1375	16696
Never Married	3	0	0	0	0	279	2046	602	594	540	623	494	522	486	636	6822
Don't know	8	0	0	0	0	0	1	1	2	3	1	4	3	2	1	18
No answer	9	0	0	0	0	18	240	71	49	45	26	33	30	32	53	597
Not applicable	IAP	13626	354	7542	353	4611	943	417	502	573	2096	232	204	238	188	31879

MOST RECENT SEXUAL EXPERIENCE

1817. The last time you had sex, was a condom used? By "sex" we mean vaginal, oral, or anal sex.

[VAR: CONDOM]

<u>RESPONSE</u>	<u>PUNCH</u>	<u>YEAR</u>														
		<u>1972-82</u>	<u>1982B</u>	<u>1983-87</u>	<u>1987B</u>	<u>1988-91</u>	<u>1993-98</u>	<u>2000</u>	<u>2002</u>	<u>2004</u>	<u>2006</u>	<u>2008</u>	<u>2010</u>	<u>2012</u>	<u>2014</u>	<u>ALL</u>
Yes, the last time I had sex, a condom was used	1	0	0	0	0	0	973	483	499	426	545	419	418	360	509	4632
No, the last time I had sex, a condom was not used	2	0	0	0	0	0	3791	1719	1656	1699	1758	1299	1338	1282	1732	16274
Don't know	8	0	0	0	0	0	7	2	19	17	26	12	11	12	11	117
No answer	9	0	0	0	0	0	337	196	115	100	85	61	73	82	98	1147
Not applicable	IAP	13626	354	7542	353	5907	5226	417	476	570	2096	232	204	238	188	37429

1818. The last time you had sex, was it with someone you were in an on-going relationship with, or was it with someone else? Remember that by "sex" we mean only vaginal, oral, or anal sex.

[VAR: RELATSEX]

<u>RESPONSE</u>	<u>PUNCH</u>	<u>YEAR</u>														
		<u>1972-82</u>	<u>1982B</u>	<u>1983-87</u>	<u>1987B</u>	<u>1988-91</u>	<u>1993-98</u>	<u>2000</u>	<u>2002</u>	<u>2004</u>	<u>2006</u>	<u>2008</u>	<u>2010</u>	<u>2012</u>	<u>2014</u>	<u>ALL</u>
Yes, the last time I had sex, it was with someone I was in an on-going relationship with	1	0	0	0	0	0	4308	1959	1980	1956	2074	1560	1611	1476	1999	18923
No, the last time I had sex, it was not with someone I was in an on-going relationship with	2	0	0	0	0	0	432	236	158	176	229	167	157	173	249	1977
Don't know	8	0	0	0	0	0	3	1	12	14	14	9	9	8	10	80
No answer	9	0	0	0	0	0	365	204	139	96	97	55	63	79	92	1190
Not applicable	IAP	13626	354	7542	353	5907	5226	417	476	570	2096	232	204	238	188	37429

1819. Have you ever, even once, taken any drugs by injection with a needle (like heroin, cocaine, amphetamines, or steroids)...Do not include anything you took under a doctor's orders.

[VAR: EVIDU]

<u>RESPONSE</u>	<u>PUNCH</u>	<u>YEAR</u>														
		<u>1972-82</u>	<u>1982B</u>	<u>1983-87</u>	<u>1987B</u>	<u>1988-91</u>	<u>1993-98</u>	<u>2000</u>	<u>2002</u>	<u>2004</u>	<u>2006</u>	<u>2008</u>	<u>2010</u>	<u>2012</u>	<u>2014</u>	<u>ALL</u>
Yes	1	0	0	0	0	0	0	62	57	56	100	62	66	42	64	509
No	2	0	0	0	0	0	0	2265	2203	2168	2292	1712	1751	1661	2247	16299
Don't know	8	0	0	0	0	0	0	1	0	3	0	1	2	2	1	10
No answer	9	0	0	0	0	0	0	72	29	15	22	16	21	31	38	244
Not applicable	IAP	13626	354	7542	353	5907	10334	417	476	570	2096	232	204	238	188	42537

1820. How long has it been since you last used a needle to inject drugs?

[VAR: IDU30]

<u>RESPONSE</u>	<u>PUNCH</u>	<u>YEAR</u>														
		<u>1972-82</u>	<u>1982B</u>	<u>1983-87</u>	<u>1987B</u>	<u>1988-91</u>	<u>1993-98</u>	<u>2000</u>	<u>2002</u>	<u>2004</u>	<u>2006</u>	<u>2008</u>	<u>2010</u>	<u>2012</u>	<u>2014</u>	<u>ALL</u>
Within the past 30 days	1	0	0	0	0	0	0	3	5	3	8	8	4	4	5	40
More than 30 days ago but within the past 12 months	2	0	0	0	0	0	0	9	2	1	6	2	2	2	7	31
More than 12 months ago but within the past 3 years	3	0	0	0	0	0	0	7	2	4	5	4	7	2	9	40
More than 3 years ago	4	0	0	0	0	0	0	37	42	44	77	42	47	33	40	362
Don't know	8	0	0	0	0	0	0	4	2	0	0	1	2	0	0	9
No answer	9	0	0	0	0	0	0	75	33	19	26	21	25	32	41	272
Not applicable (Punch 2 on EVIDU)	IAP	13626	354	7542	353	5907	10334	2682	2679	2741	4388	1945	1957	1901	2436	58845

1821. Have you ever, even once, used "crack" cocaine in chunk or rock form?

[VAR: EVCRAK]

<u>RESPONSE</u>	<u>PUNCH</u>	<u>YEAR</u>														
		<u>1972-82</u>	<u>1982B</u>	<u>1983-87</u>	<u>1987B</u>	<u>1988-91</u>	<u>1993-98</u>	<u>2000</u>	<u>2002</u>	<u>2004</u>	<u>2006</u>	<u>2008</u>	<u>2010</u>	<u>2012</u>	<u>2014</u>	<u>ALL</u>
Yes	1	0	0	0	0	0	0	96	108	108	164	112	115	103	104	910
No	2	0	0	0	0	0	0	2212	2162	2117	2230	1662	1708	1605	2214	15910
Don't know	8	0	0	0	0	0	0	0	0	3	1	3	1	2	1	11
No answer	9	0	0	0	0	0	0	92	19	14	19	14	16	26	31	231
Not applicable	IAP	13626	354	7542	353	5907	10334	417	476	570	2096	232	204	238	188	42537

1822. How long has it been since you last used "crack" cocaine in chunk or rock form?

[VAR: CRACK30]

<u>RESPONSE</u>	<u>PUNCH</u>	<u>YEAR</u>														
		<u>1972-82</u>	<u>1982B</u>	<u>1983-87</u>	<u>1987B</u>	<u>1988-91</u>	<u>1993-98</u>	<u>2000</u>	<u>2002</u>	<u>2004</u>	<u>2006</u>	<u>2008</u>	<u>2010</u>	<u>2012</u>	<u>2014</u>	<u>ALL</u>
Within the past 30 days	1	0	0	0	0	0	0	6	7	6	16	6	6	2	3	52
More than 30 days ago but within the past 12 months	2	0	0	0	0	0	0	15	6	7	17	4	7	4	6	66
More than 12 months ago but within the past 3 years	3	0	0	0	0	0	0	18	14	15	22	10	20	10	19	128
More than 3 years ago	4	0	0	0	0	0	0	54	77	78	108	92	82	86	75	652
Don't know	8	0	0	0	0	0	0	2	2	1	1	0	0	0	1	7
No answer	9	0	0	0	0	0	0	93	21	15	19	14	16	27	31	236
Not applicable (Punch 2 on EVCRAK)	IAP	13626	354	7542	353	5907	10334	2629	2638	2690	4327	1897	1913	1845	2403	58458

1823. Have you ever been tested for HIV? Do not count tests you may have had as part of a blood donation. Include oral test (where they take a swab from your mouth).

[VAR: HIVTEST]

<u>RESPONSE</u>	<u>PUNCH</u>	<u>YEAR</u>														
		<u>1972-82</u>	<u>1982B</u>	<u>1983-87</u>	<u>1987B</u>	<u>1988-91</u>	<u>1993-98</u>	<u>2000</u>	<u>2002</u>	<u>2004</u>	<u>2006</u>	<u>2008</u>	<u>2010</u>	<u>2012</u>	<u>2014</u>	<u>ALL</u>
Yes	1	0	0	0	0	0	0	0	0	0	941	713	726	699	994	4073
No	2	0	0	0	0	0	0	0	0	0	1451	1038	1087	996	1295	5867
Don't know	8	0	0	0	0	0	0	0	0	0	9	17	11	15	27	79
Refused to answer	9	0	0	0	0	0	0	0	0	0	13	15	18	26	34	106
Not Applicable	IAP	13626	354	7542	353	5907	10334	2817	2765	2812	2096	240	202	238	188	49474

A. Not including blood donations, in what month and year was your last HIV test?

[VAR: HIVTEST1]

<u>RESPONSE</u>	<u>PUNCH</u>	<u>YEAR</u>														
		<u>1972-82</u>	<u>1982B</u>	<u>1983-87</u>	<u>1987B</u>	<u>1988-91</u>	<u>1993-98</u>	<u>2000</u>	<u>2002</u>	<u>2004</u>	<u>2006</u>	<u>2008</u>	<u>2010</u>	<u>2012</u>	<u>2014</u>	<u>ALL</u>
1980-84	1980-1984	0	0	0	0	0	0	0	0	0	9	3	6	6	12	36
1985-89	1985-1989	0	0	0	0	0	0	0	0	0	33	21	20	17	19	110
1990-94	1990-1994	0	0	0	0	0	0	0	0	0	80	37	45	29	28	219
1995-99	1995-1999	0	0	0	0	0	0	0	0	0	146	80	61	45	61	393
2000-04	2000-2004	0	0	0	0	0	0	0	0	0	296	150	103	86	91	726
2005-09	2005-2009	0	0	0	0	0	0	0	0	0	307	373	434	160	146	1420
2010-present	2010-2014	0	0	0	0	0	0	0	0	0	0	0	0	306	553	859
Don't know	999898	0	0	0	0	0	0	0	0	0	37	41	44	40	64	226
Refused to answer	999999	0	0	0	0	0	0	0	0	0	46	23	30	36	54	189
Not Applicable	IAP	13626	354	7542	353	5907	10334	2817	2765	2812	3556	1295	1301	1249	1510	55421

REMARKS: The numbers are collapsed for convenience of display.

B. Where did you have your last HIV test – at a private doctor or HMO office, at a counselling and testing site, at a hospital, at a clinic, in a jail or prison, at home, or somewhere else?

[VAR: HIVTEST2]

<u>RESPONSE</u>	<u>PUNCH</u>	<u>YEAR</u>														
		<u>1972-82</u>	<u>1982B</u>	<u>1983-87</u>	<u>1987B</u>	<u>1988-91</u>	<u>1993-98</u>	<u>2000</u>	<u>2002</u>	<u>2004</u>	<u>2006</u>	<u>2008</u>	<u>2010</u>	<u>2012</u>	<u>2014</u>	<u>ALL</u>
Private doctor or HMO office	1	0	0	0	0	0	0	0	0	0	458	325	341	343	456	1923
Counselling and testing site	2	0	0	0	0	0	0	0	0	0	48	41	46	25	35	195
Hospital	3	0	0	0	0	0	0	0	0	0	145	104	108	106	187	650
Clinic	4	0	0	0	0	0	0	0	0	0	185	162	149	159	227	882
Jail or Prison	5	0	0	0	0	0	0	0	0	0	19	13	18	11	19	80
Home	6	0	0	0	0	0	0	0	0	0	28	14	17	9	17	85
Somewhere else	7	0	0	0	0	0	0	0	0	0	48	50	38	39	46	221
Don't know	8	0	0	0	0	0	0	0	0	0	5	3	2	1	3	14
Refused to answer	9	0	0	0	0	0	0	0	0	0	18	20	24	32	38	132
Not Applicable	IAP	13626	354	7542	353	5907	10334	2817	2765	2812	3556	1291	1301	1249	1510	55417

1824. A. Is it possible for a healthy-looking person to have the AIDS virus?

[VAR: AIDSLOOK]

<u>RESPONSE</u>	<u>PUNCH</u>	<u>YEAR</u>														
		<u>1972-82</u>	<u>1982B</u>	<u>1983-87</u>	<u>1987B</u>	<u>1988-91</u>	<u>1993-98</u>	<u>2000</u>	<u>2002</u>	<u>2004</u>	<u>2006</u>	<u>2008</u>	<u>2010</u>	<u>2012</u>	<u>2014</u>	<u>ALL</u>
Yes	1	0	0	0	0	0	0	0	0	0	0	0	0	0	1660	1660
No	2	0	0	0	0	0	0	0	0	0	0	0	0	0	83	83
Don't know	8	0	0	0	0	0	0	0	0	0	0	0	0	0	58	58
No answer	9	0	0	0	0	0	0	0	0	0	0	0	0	0	30	30
Not applicable	IAP	13626	354	7542	353	5907	10334	2817	2765	2812	4510	2023	2044	1974	707	57768

B. Can people reduce their chance of getting the AIDS virus by using a condom every time they have sex?

[VAR: AIDSCNDM]

<u>RESPONSE</u>	<u>PUNCH</u>	<u>YEAR</u>														
		<u>1972-82</u>	<u>1982B</u>	<u>1983-87</u>	<u>1987B</u>	<u>1988-91</u>	<u>1993-98</u>	<u>2000</u>	<u>2002</u>	<u>2004</u>	<u>2006</u>	<u>2008</u>	<u>2010</u>	<u>2012</u>	<u>2014</u>	<u>ALL</u>
Yes	1	0	0	0	0	0	0	0	0	0	0	0	0	0	1663	1663
No	2	0	0	0	0	0	0	0	0	0	0	0	0	0	95	95
Don't know	8	0	0	0	0	0	0	0	0	0	0	0	0	0	39	39
No answer	9	0	0	0	0	0	0	0	0	0	0	0	0	0	34	34
Not applicable	IAP	13626	354	7542	353	5907	10334	2817	2765	2812	4510	2023	2044	1974	707	57768

C. There is a vaccine that can stop adults from getting HIV.

[VAR: HIVVAC]

<u>RESPONSE</u>	<u>PUNCH</u>	<u>YEAR</u>														
		<u>1972-82</u>	<u>1982B</u>	<u>1983-87</u>	<u>1987B</u>	<u>1988-91</u>	<u>1993-98</u>	<u>2000</u>	<u>2002</u>	<u>2004</u>	<u>2006</u>	<u>2008</u>	<u>2010</u>	<u>2012</u>	<u>2014</u>	<u>ALL</u>
Yes	1	0	0	0	0	0	0	0	0	0	0	0	0	0	162	162
No	2	0	0	0	0	0	0	0	0	0	0	0	0	0	1500	1500
Don't know	8	0	0	0	0	0	0	0	0	0	0	0	0	0	135	135
No answer	9	0	0	0	0	0	0	0	0	0	0	0	0	0	34	34
Not applicable	IAP	13626	354	7542	353	5907	10334	2817	2765	2812	4510	2023	2044	1974	707	57768

D. People are likely to get HIV by deep kissing, putting their tongue in their partner's mouth, if their partner has HIV.

[VAR: HIVKISS]

<u>RESPONSE</u>	<u>PUNCH</u>	<u>YEAR</u>														
		<u>1972-82</u>	<u>1982B</u>	<u>1983-87</u>	<u>1987B</u>	<u>1988-91</u>	<u>1993-98</u>	<u>2000</u>	<u>2002</u>	<u>2004</u>	<u>2006</u>	<u>2008</u>	<u>2010</u>	<u>2012</u>	<u>2014</u>	<u>ALL</u>
Yes	1	0	0	0	0	0	0	0	0	0	0	0	0	0	481	481
No	2	0	0	0	0	0	0	0	0	0	0	0	0	0	1210	1210
Don't know	8	0	0	0	0	0	0	0	0	0	0	0	0	0	102	102
No answer	9	0	0	0	0	0	0	0	0	0	0	0	0	0	38	38
Not applicable	IAP	13626	354	7542	353	5907	10334	2817	2765	2812	4510	2023	2044	1974	707	57768

REMARKS: AIDSLOOK-HIVKISS were added to the survey after the start of the field period, starting on 4/22/2014.
Cases collected before the adding of these variables are coded as not applicable on these variables.

1825. Which of the following best describes you?

[VAR: SEXORNT]

<u>RESPONSE</u>	<u>PUNCH</u>	<u>YEAR</u>														
		<u>1972-82</u>	<u>1982B</u>	<u>1983-87</u>	<u>1987B</u>	<u>1988-91</u>	<u>1993-98</u>	<u>2000</u>	<u>2002</u>	<u>2004</u>	<u>2006</u>	<u>2008</u>	<u>2010</u>	<u>2012</u>	<u>2014</u>	<u>ALL</u>
Gay, lesbian, or homosexual	1	0	0	0	0	0	0	0	0	0	0	33	27	27	45	132
Bisexual	2	0	0	0	0	0	0	0	0	0	0	27	31	43	65	166
Heterosexual or straight	3	0	0	0	0	0	0	0	0	0	0	1699	1749	1637	2195	7280
Don't know	8	0	0	0	0	0	0	0	0	0	0	7	9	3	6	25
Refused to answer	9	0	0	0	0	0	0	0	0	0	0	21	26	27	39	113
Not Applicable	IAP	13626	354	7542	353	5907	10334	2817	2765	2812	4510	236	202	237	188	51883

REMARKS: PARTNERS-SEXORNT were self-administered. In 1988 on form 1, the questions were preceded by "Now we would like to ask you some additional questions. Your answers are confidential and will be used only for statistical reports." Form 2 said, "There is a great deal of concern today about the AIDS epidemic and how to deal with it. Because of the grave nature of this problem, we are going to ask you some personal questions and we need your frank and honest responses. Your answers are confidential and will be used only for statistical reports." Since 1989 the "AIDS" introduction was used on all cases. Also in 1989 SEXFREQ1 appeared first on the card on Form 2, immediately prior to MATESEX. On Form 1 PARTOPN5 appeared immediately following PARTOPEN. In 1990 MATESEX was asked on form 1 and SEXSEX was asked on form 2. In 1991 PARTNERS was asked on form 1 and SEXFREQ2 on form 2. In 1991 NUMMEN was asked on form 1 and NUMWOMEN on form 2. People who did not do this supplement are coded as IAP. See Appendix T, GSS Methodological Reports Nos. 56 and 65.

**BIRTH ORDER
(SIBORDER)**

1826. How many of your (number) brothers and sisters were born before you were?

[VAR: SIBORDER]

<u>RESPONSE</u>	<u>PUNCH</u>	<u>YEAR</u>														
		<u>1972-82</u>	<u>1982B</u>	<u>1983-87</u>	<u>1987B</u>	<u>1988-91</u>	<u>1993-98</u>	<u>2000</u>	<u>2002</u>	<u>2004</u>	<u>2006</u>	<u>2008</u>	<u>2010</u>	<u>2012</u>	<u>2014</u>	<u>ALL</u>
0	0	0	0	0	0	231	0	0	0	0	0	0	0	0	0	231
1	1	0	0	0	0	244	0	0	0	0	0	0	0	0	0	244
2	2	0	0	0	0	148	0	0	0	0	0	0	0	0	0	148
3	3	0	0	0	0	86	0	0	0	0	0	0	0	0	0	86
4	4	0	0	0	0	58	0	0	0	0	0	0	0	0	0	58
5	5	0	0	0	0	36	0	0	0	0	0	0	0	0	0	36
6	6	0	0	0	0	18	0	0	0	0	0	0	0	0	0	18
7	7	0	0	0	0	18	0	0	0	0	0	0	0	0	0	18
8	8	0	0	0	0	11	0	0	0	0	0	0	0	0	0	11
9	9	0	0	0	0	6	0	0	0	0	0	0	0	0	0	6
10	10	0	0	0	0	5	0	0	0	0	0	0	0	0	0	5
11	11	0	0	0	0	2	0	0	0	0	0	0	0	0	0	2
16	16	0	0	0	0	1	0	0	0	0	0	0	0	0	0	1
Only child	95	0	0	0	0	45	0	0	0	0	0	0	0	0	0	45
Don't know	98	0	0	0	0	1	0	0	0	0	0	0	0	0	0	1
No answer	99	0	0	0	0	18	0	0	0	0	0	0	0	0	0	18
Not applicable	IAP	13626	354	7542	353	4979	10334	2817	2765	2812	4510	2023	2044	1974	2538	58671

GENES
(GENETEST - GENDEF3)

The next few questions are about a special technique called "genetic screening," which makes it possible to predict whether or not a person is likely to develop certain inherited diseases.

1827. A. How much would you say you have heard or read about genetic screening - a great deal, something but not very much, or nothing at all?

[VAR: GENETEST]

<u>RESPONSE</u>	<u>PUNCH</u>	<u>YEAR</u>														
		<u>1972-82</u>	<u>1982B</u>	<u>1983-87</u>	<u>1987B</u>	<u>1988-91</u>	<u>1993-98</u>	<u>2000</u>	<u>2002</u>	<u>2004</u>	<u>2006</u>	<u>2008</u>	<u>2010</u>	<u>2012</u>	<u>2014</u>	<u>ALL</u>
A great deal	1	0	0	0	0	117	67	0	0	0	0	0	0	0	0	184
Not very much	2	0	0	0	0	541	313	0	0	0	0	0	0	0	0	854
Nothing at all	3	0	0	0	0	237	86	0	0	0	0	0	0	0	0	323
Refused	7	0	0	0	0	2	0	0	0	0	0	0	0	0	0	2
Don't know	8	0	0	0	0	16	11	0	0	0	0	0	0	0	0	27
No answer	9	0	0	0	0	4	19	0	0	0	0	0	0	0	0	23
Not applicable (For 1996, Form 2)	IAP	13626	354	7542	353	4990	9838	2817	2765	2812	4510	2023	2044	1974	2538	58186

B. How much would you say you have heard or read about genetic testing?

[VAR: GENETST1]

<u>RESPONSE</u>	<u>PUNCH</u>	<u>YEAR</u>														
		<u>1972-82</u>	<u>1982B</u>	<u>1983-87</u>	<u>1987B</u>	<u>1988-91</u>	<u>1993-98</u>	<u>2000</u>	<u>2002</u>	<u>2004</u>	<u>2006</u>	<u>2008</u>	<u>2010</u>	<u>2012</u>	<u>2014</u>	<u>ALL</u>
A great deal	1	0	0	0	0	0	70	0	0	508	0	0	0	0	0	578
Something but not very much	2	0	0	0	0	0	276	0	0	1896	0	0	0	0	0	2172
Nothing at all	3	0	0	0	0	0	82	0	0	397	0	0	0	0	0	479
Refused	7	0	0	0	0	0	0	0	0	0	0	0	0	0	0	0
Don't know	8	0	0	0	0	0	10	0	0	9	0	0	0	0	0	19
No answer	9	0	0	0	0	0	35	0	0	2	0	0	0	0	0	37
Not applicable (For 1996, Form 1)	IAP	13626	354	7542	353	5907	9861	2817	2765	0	4510	2023	2044	1974	2538	56314

1828. A. Some people say that genetic screening is a wonderful medical advance. Others think it may cause trouble. Based on what you know, do you think genetic screening will do more good than harm, or more harm than good?

[VAR: GENEGOOD]

<u>RESPONSE</u>	<u>PUNCH</u>	<u>YEAR</u>														
		<u>1972-82</u>	<u>1982B</u>	<u>1983-87</u>	<u>1987B</u>	<u>1988-91</u>	<u>1993-98</u>	<u>2000</u>	<u>2002</u>	<u>2004</u>	<u>2006</u>	<u>2008</u>	<u>2010</u>	<u>2012</u>	<u>2014</u>	<u>ALL</u>
More good than harm	1	0	0	0	0	434	242	0	0	0	0	0	0	0	0	676
More harm than good	2	0	0	0	0	190	112	0	0	0	0	0	0	0	0	302
It depends (SEE REMARKS)	3	0	0	0	0	99	0	0	0	0	0	0	0	0	0	99
Refused to answer	7	0	0	0	0	6	0	0	0	0	0	0	0	0	0	6
Don't know	8	0	0	0	0	183	119	0	0	0	0	0	0	0	0	302
No answer	9	0	0	0	0	5	23	0	0	0	0	0	0	0	0	28
Not applicable (For 1996, Form 2)	IAP	13626	354	7542	353	4990	9838	2817	2765	2812	4510	2023	2044	1974	2538	58186

- B. Some people say that genetic screening may cause trouble. Others think it is a wonderful medical advance. Based on what you know, do you think genetic screening will do more harm than good or more good than harm?

[VAR: GENEGOO1]

<u>RESPONSE</u>	<u>PUNCH</u>	<u>YEAR</u>														
		<u>1972-82</u>	<u>1982B</u>	<u>1983-87</u>	<u>1987B</u>	<u>1988-91</u>	<u>1993-98</u>	<u>2000</u>	<u>2002</u>	<u>2004</u>	<u>2006</u>	<u>2008</u>	<u>2010</u>	<u>2012</u>	<u>2014</u>	<u>ALL</u>
More harm than good	1	0	0	0	0	0	107	0	0	0	0	0	0	0	0	107
More good than harm	2	0	0	0	0	0	235	0	0	0	0	0	0	0	0	235
Refused	7	0	0	0	0	0	0	0	0	0	0	0	0	0	0	0
Don't know	8	0	0	0	0	0	103	0	0	0	0	0	0	0	0	103
No answer	9	0	0	0	0	0	28	0	0	0	0	0	0	0	0	28
Not applicable (For 1996, Form 1)	IAP	13626	354	7542	353	5907	9861	2817	2765	2812	4510	2023	2044	1974	2538	59126

REMARKS: For GENEGOOD, punch "3" IT DEPENDS was an unread, precoded response in 1990. It was not used in 1996. See Appendix N.

- C. Some people say that genetic testing may cause trouble. Others think it is a wonderful medical advance.
Based on what you know, do you think genetic testing will do more harm than good or more good than harm?

[VAR: GENEGOO2]

<u>RESPONSE</u>	<u>PUNCH</u>	<u>YEAR</u>														
		<u>1972-82</u>	<u>1982B</u>	<u>1983-87</u>	<u>1987B</u>	<u>1988-91</u>	<u>1993-98</u>	<u>2000</u>	<u>2002</u>	<u>2004</u>	<u>2006</u>	<u>2008</u>	<u>2010</u>	<u>2012</u>	<u>2014</u>	<u>ALL</u>
More good than harm	1	0	0	0	0	0	0	0	0	1753	0	0	0	0	0	1753
More harm than good	2	0	0	0	0	0	0	0	0	707	0	0	0	0	0	707
Refused	7	0	0	0	0	0	0	0	0	0	0	0	0	0	0	0
Don't know	8	0	0	0	0	0	0	0	0	336	0	0	0	0	0	336
No answer	9	0	0	0	0	0	0	0	0	14	0	0	0	0	0	14
Not applicable (For 1996, Form 1)	IAP	13626	354	7542	353	5907	10334	2817	2765	2	4510	2023	2044	1974	2538	56789

REMARKS: For GENTTST1, GENEGOO2, GENESELF, and GENEABRT, in 2004 on form Y interviewers were told to "Probe DK response."
No special instructions were given for FORM X cases.

1829. Today, tests are being developed that make it possible to detect serious genetic defects before a baby is born. But so far, it is impossible either to treat or to correct most of them. If (you/your partner) were pregnant, would you want (her) to have a test to find out if the baby has any serious genetic defects?

[VAR: GENESELF]

<u>RESPONSE</u>	<u>PUNCH</u>	<u>YEAR</u>														
		<u>1972-82</u>	<u>1982B</u>	<u>1983-87</u>	<u>1987B</u>	<u>1988-91</u>	<u>1993-98</u>	<u>2000</u>	<u>2002</u>	<u>2004</u>	<u>2006</u>	<u>2008</u>	<u>2010</u>	<u>2012</u>	<u>2014</u>	<u>ALL</u>
Yes, have a test	1	0	0	0	0	580	616	0	0	1815	0	0	0	0	0	3011
No	2	0	0	0	0	259	285	0	0	908	0	0	0	0	0	1452
Refused to answer	7	0	0	0	0	3	0	0	0	0	0	0	0	0	0	3
Don't know	8	0	0	0	0	71	8	0	0	78	0	0	0	0	0	157
No answer	9	0	0	0	0	4	59	0	0	11	0	0	0	0	0	74
Not applicable	IAP	13626	354	7542	353	4990	9366	2817	2765	0	4510	2023	2044	1974	2538	54902

[VAR: GENEDEF3]

RESPONSE	PUNCH	YEAR														ALL
		1972-82	1982B	1983-87	1987B	1988-91	1993-98	2000	2002	2004	2006	2008	2010	2012	2014	
Spina Bifida	3	0	0	0	0	12	0	0	0	0	0	0	0	0	0	12
Muscular Dystrophy	4	0	0	0	0	6	0	0	0	0	0	0	0	0	0	6
Cystic Fibrosis	5	0	0	0	0	4	0	0	0	0	0	0	0	0	0	4
Cerebral Palsy	6	0	0	0	0	13	0	0	0	0	0	0	0	0	0	13
Crippling Diseases	7	0	0	0	0	7	0	0	0	0	0	0	0	0	0	7
Blind, Deaf	10	0	0	0	0	5	0	0	0	0	0	0	0	0	0	5
Missing Limbs, Thalidomide	11	0	0	0	0	34	0	0	0	0	0	0	0	0	0	34
Major Deformities	12	0	0	0	0	40	0	0	0	0	0	0	0	0	0	40
Life Threatening Deformities	13	0	0	0	0	19	0	0	0	0	0	0	0	0	0	19
Handicapped	14	0	0	0	0	13	0	0	0	0	0	0	0	0	0	13
Physical Defects	15	0	0	0	0	51	0	0	0	0	0	0	0	0	0	51
Sickle Cell Anemia	20	0	0	0	0	5	0	0	0	0	0	0	0	0	0	5
RH Factor	21	0	0	0	0	3	0	0	0	0	0	0	0	0	0	3
Hemophilia	22	0	0	0	0	2	0	0	0	0	0	0	0	0	0	2
Addiction to Drugs	30	0	0	0	0	10	0	0	0	0	0	0	0	0	0	10
Aids; Aids related diseases	31	0	0	0	0	26	0	0	0	0	0	0	0	0	0	26
Multiple Sclerosis	35	0	0	0	0	14	0	0	0	0	0	0	0	0	0	14
Heart	60	0	0	0	0	19	0	0	0	0	0	0	0	0	0	19
Kidneys	61	0	0	0	0	4	0	0	0	0	0	0	0	0	0	4
Siamese Twins	62	0	0	0	0	1	0	0	0	0	0	0	0	0	0	1
Incurable disease	70	0	0	0	0	6	0	0	0	0	0	0	0	0	0	6
Tourettes Syndrome	71	0	0	0	0	0	0	0	0	0	0	0	0	0	0	0
Sexual transmitted diseases	72	0	0	0	0	2	0	0	0	0	0	0	0	0	0	2
Diabetes	73	0	0	0	0	0	0	0	0	0	0	0	0	0	0	0
Birth defects	74	0	0	0	0	0	0	0	0	0	0	0	0	0	0	0
Cancer	75	0	0	0	0	6	0	0	0	0	0	0	0	0	0	6
Psychological Problems	76	0	0	0	0	1	0	0	0	0	0	0	0	0	0	1
Neurological Problems	77	0	0	0	0	5	0	0	0	0	0	0	0	0	0	5
Hydrocephalus	78	0	0	0	0	3	0	0	0	0	0	0	0	0	0	3
Huntington's Chorea	79	0	0	0	0	0	0	0	0	0	0	0	0	0	0	0
Tay-sachs	80	0	0	0	0	6	0	0	0	0	0	0	0	0	0	6
Reyes syndrome	81	0	0	0	0	1	0	0	0	0	0	0	0	0	0	1
Unable to take care of self	90	0	0	0	0	3	0	0	0	0	0	0	0	0	0	3
Other	95	0	0	0	0	16	0	0	0	0	0	0	0	0	0	16
Don't know, Can't think of any	98	0	0	0	0	7	0	0	0	0	0	0	0	0	0	7
No answer	99	0	0	0	0	13	0	0	0	0	0	0	0	0	0	13
Not applicable	IAP	13626	354	7542	353	5545	10334	2817	2765	2812	4510	2023	2044	1974	2538	59237

**CHILDREN
(PARHARDR-SPPILL)**

1832. Please tell me whether you strongly agree, agree, disagree, or strongly disagree with the following statements regarding parents:

A. The job of parent is more difficult today than it used to be.

[VAR: PARHARDR]

<u>RESPONSE</u>	<u>PUNCH</u>	<u>YEAR</u>														
		<u>1972-82</u>	<u>1982B</u>	<u>1983-87</u>	<u>1987B</u>	<u>1988-91</u>	<u>1993-98</u>	<u>2000</u>	<u>2002</u>	<u>2004</u>	<u>2006</u>	<u>2008</u>	<u>2010</u>	<u>2012</u>	<u>2014</u>	<u>ALL</u>
Strongly agree	1	0	0	0	0	640	0	0	0	0	0	0	0	0	0	640
Agree	2	0	0	0	0	563	0	0	0	0	0	0	0	0	0	563
Disagree	3	0	0	0	0	109	0	0	0	0	0	0	0	0	0	109
Strongly disagree	4	0	0	0	0	25	0	0	0	0	0	0	0	0	0	25
Don't know	8	0	0	0	0	18	0	0	0	0	0	0	0	0	0	18
No answer	9	0	0	0	0	17	0	0	0	0	0	0	0	0	0	17
Not applicable	IAP	13626	354	7542	353	4535	10334	2817	2765	2812	4510	2023	2044	1974	2538	58227

B. Parents today are not doing as good a job as their own parents did.

[VAR: PARWORSE]

<u>RESPONSE</u>	<u>PUNCH</u>	<u>YEAR</u>														
		<u>1972-82</u>	<u>1982B</u>	<u>1983-87</u>	<u>1987B</u>	<u>1988-91</u>	<u>1993-98</u>	<u>2000</u>	<u>2002</u>	<u>2004</u>	<u>2006</u>	<u>2008</u>	<u>2010</u>	<u>2012</u>	<u>2014</u>	<u>ALL</u>
Strongly agree	1	0	0	0	0	207	0	0	0	0	0	0	0	0	0	207
Agree	2	0	0	0	0	551	0	0	0	0	0	0	0	0	0	551
Disagree	3	0	0	0	0	447	0	0	0	0	0	0	0	0	0	447
Strongly disagree	4	0	0	0	0	115	0	0	0	0	0	0	0	0	0	115
Don't know	8	0	0	0	0	35	0	0	0	0	0	0	0	0	0	35
No answer	9	0	0	0	0	17	0	0	0	0	0	0	0	0	0	17
Not applicable	IAP	13626	354	7542	353	4535	10334	2817	2765	2812	4510	2023	2044	1974	2538	58227

C. Parents today often feel uncertain about what is the right thing to do in raising their children.

[VAR: PARRGHT]

<u>RESPONSE</u>	<u>PUNCH</u>	<u>YEAR</u>														
		<u>1972-82</u>	<u>1982B</u>	<u>1983-87</u>	<u>1987B</u>	<u>1988-91</u>	<u>1993-98</u>	<u>2000</u>	<u>2002</u>	<u>2004</u>	<u>2006</u>	<u>2008</u>	<u>2010</u>	<u>2012</u>	<u>2014</u>	<u>ALL</u>
Strongly agree	1	0	0	0	0	245	0	0	0	0	0	0	0	0	0	245
Agree	2	0	0	0	0	926	0	0	0	0	0	0	0	0	0	926
Disagree	3	0	0	0	0	122	0	0	0	0	0	0	0	0	0	122
Strongly disagree	4	0	0	0	0	27	0	0	0	0	0	0	0	0	0	27
Don't know	8	0	0	0	0	35	0	0	0	0	0	0	0	0	0	35
No answer	9	0	0	0	0	17	0	0	0	0	0	0	0	0	0	17
Not applicable	IAP	13626	354	7542	353	4535	10334	2817	2765	2812	4510	2023	2044	1974	2538	58227

D. Parents often don't know where their children are or what they are doing.

[VAR: PARWHERE]

<u>RESPONSE</u>	<u>PUNCH</u>	<u>YEAR</u>														
		<u>1972-82</u>	<u>1982B</u>	<u>1983-87</u>	<u>1987B</u>	<u>1988-91</u>	<u>1993-98</u>	<u>2000</u>	<u>2002</u>	<u>2004</u>	<u>2006</u>	<u>2008</u>	<u>2010</u>	<u>2012</u>	<u>2014</u>	<u>ALL</u>
Strongly agree	1	0	0	0	0	258	0	0	0	0	0	0	0	0	0	258
Agree	2	0	0	0	0	778	0	0	0	0	0	0	0	0	0	778
Disagree	3	0	0	0	0	236	0	0	0	0	0	0	0	0	0	236
Strongly disagree	4	0	0	0	0	57	0	0	0	0	0	0	0	0	0	57
Don't know	8	0	0	0	0	25	0	0	0	0	0	0	0	0	0	25
No answer	9	0	0	0	0	18	0	0	0	0	0	0	0	0	0	18
Not applicable	IAP	13626	354	7542	353	4535	10334	2817	2765	2812	4510	2023	2044	1974	2538	58227

E. Parents today have a hard time making ends meet.

[VAR: PARFIN]

<u>RESPONSE</u>	<u>PUNCH</u>	<u>YEAR</u>														
		<u>1972-82</u>	<u>1982B</u>	<u>1983-87</u>	<u>1987B</u>	<u>1988-91</u>	<u>1993-98</u>	<u>2000</u>	<u>2002</u>	<u>2004</u>	<u>2006</u>	<u>2008</u>	<u>2010</u>	<u>2012</u>	<u>2014</u>	<u>ALL</u>
Strongly agree	1	0	0	0	0	302	0	0	0	0	0	0	0	0	0	302
Agree	2	0	0	0	0	893	0	0	0	0	0	0	0	0	0	893
Disagree	3	0	0	0	0	119	0	0	0	0	0	0	0	0	0	119
Strongly disagree	4	0	0	0	0	20	0	0	0	0	0	0	0	0	0	20
Don't know	8	0	0	0	0	21	0	0	0	0	0	0	0	0	0	21
No answer	9	0	0	0	0	17	0	0	0	0	0	0	0	0	0	17
Not applicable	IAP	13626	354	7542	353	4535	10334	2817	2765	2812	4510	2023	2044	1974	2538	58227

F. The role of the federal government in family life today is too large.

[VAR: PARGOVT]

<u>RESPONSE</u>	<u>PUNCH</u>	<u>YEAR</u>														
		<u>1972-82</u>	<u>1982B</u>	<u>1983-87</u>	<u>1987B</u>	<u>1988-91</u>	<u>1993-98</u>	<u>2000</u>	<u>2002</u>	<u>2004</u>	<u>2006</u>	<u>2008</u>	<u>2010</u>	<u>2012</u>	<u>2014</u>	<u>ALL</u>
Strongly agree	1	0	0	0	0	108	0	0	0	0	0	0	0	0	0	108
Agree	2	0	0	0	0	485	0	0	0	0	0	0	0	0	0	485
Disagree	3	0	0	0	0	463	0	0	0	0	0	0	0	0	0	463
Strongly disagree	4	0	0	0	0	117	0	0	0	0	0	0	0	0	0	117
Don't know	8	0	0	0	0	179	0	0	0	0	0	0	0	0	0	179
No answer	9	0	0	0	0	20	0	0	0	0	0	0	0	0	0	20
Not applicable	IAP	13626	354	7542	353	4535	10334	2817	2765	2812	4510	2023	2044	1974	2538	58227

G. Parents today don't spend enough time with their children.

[VAR: PARTIME]

<u>RESPONSE</u>	<u>PUNCH</u>	<u>YEAR</u>														
		<u>1972-82</u>	<u>1982B</u>	<u>1983-87</u>	<u>1987B</u>	<u>1988-91</u>	<u>1993-98</u>	<u>2000</u>	<u>2002</u>	<u>2004</u>	<u>2006</u>	<u>2008</u>	<u>2010</u>	<u>2012</u>	<u>2014</u>	<u>ALL</u>
Strongly agree	1	0	0	0	0	270	0	0	0	0	0	0	0	0	0	270
Agree	2	0	0	0	0	840	0	0	0	0	0	0	0	0	0	840
Disagree	3	0	0	0	0	168	0	0	0	0	0	0	0	0	0	168
Strongly disagree	4	0	0	0	0	32	0	0	0	0	0	0	0	0	0	32
Don't know	8	0	0	0	0	43	0	0	0	0	0	0	0	0	0	43
No answer	9	0	0	0	0	19	0	0	0	0	0	0	0	0	0	19
Not applicable	IAP	13626	354	7542	353	4535	10334	2817	2765	2812	4510	2023	2044	1974	2538	58227

H. When both parents work, children are more likely to get into trouble.

[VAR: PARWORK]

<u>RESPONSE</u>	<u>PUNCH</u>	<u>YEAR</u>														
		<u>1972-82</u>	<u>1982B</u>	<u>1983-87</u>	<u>1987B</u>	<u>1988-91</u>	<u>1993-98</u>	<u>2000</u>	<u>2002</u>	<u>2004</u>	<u>2006</u>	<u>2008</u>	<u>2010</u>	<u>2012</u>	<u>2014</u>	<u>ALL</u>
Strongly agree	1	0	0	0	0	245	0	0	0	0	0	0	0	0	0	245
Agree	2	0	0	0	0	709	0	0	0	0	0	0	0	0	0	709
Disagree	3	0	0	0	0	301	0	0	0	0	0	0	0	0	0	301
Strongly disagree	4	0	0	0	0	63	0	0	0	0	0	0	0	0	0	63
Don't know	8	0	0	0	0	34	0	0	0	0	0	0	0	0	0	34
No answer	9	0	0	0	0	20	0	0	0	0	0	0	0	0	0	20
Not applicable	IAP	13626	354	7542	353	4535	10334	2817	2765	2812	4510	2023	2044	1974	2538	58227

I. The burden of taxes discourages couples from having as many children as they would like.

[VAR: PARTAXES]

<u>RESPONSE</u>	<u>PUNCH</u>	<u>YEAR</u>														
		<u>1972-82</u>	<u>1982B</u>	<u>1983-87</u>	<u>1987B</u>	<u>1988-91</u>	<u>1993-98</u>	<u>2000</u>	<u>2002</u>	<u>2004</u>	<u>2006</u>	<u>2008</u>	<u>2010</u>	<u>2012</u>	<u>2014</u>	<u>ALL</u>
Strongly agree	1	0	0	0	0	82	0	0	0	0	0	0	0	0	0	82
Agree	2	0	0	0	0	458	0	0	0	0	0	0	0	0	0	458
Disagree	3	0	0	0	0	563	0	0	0	0	0	0	0	0	0	563
Strongly disagree	4	0	0	0	0	132	0	0	0	0	0	0	0	0	0	132
Don't know	8	0	0	0	0	117	0	0	0	0	0	0	0	0	0	117
No answer	9	0	0	0	0	20	0	0	0	0	0	0	0	0	0	20
Not applicable	IAP	13626	354	7542	353	4535	10334	2817	2765	2812	4510	2023	2044	1974	2538	58227

1833. Many adults play roles in the lives of children. Please rate the following as very good, good, fairly good, fairly bad, or very bad.

A. Mothers

[VAR: ROLEMA]

<u>RESPONSE</u>	<u>PUNCH</u>	<u>YEAR</u>														
		<u>1972-82</u>	<u>1982B</u>	<u>1983-87</u>	<u>1987B</u>	<u>1988-91</u>	<u>1993-98</u>	<u>2000</u>	<u>2002</u>	<u>2004</u>	<u>2006</u>	<u>2008</u>	<u>2010</u>	<u>2012</u>	<u>2014</u>	<u>ALL</u>
Very good	1	0	0	0	0	712	0	0	0	0	0	0	0	0	0	712
Good	2	0	0	0	0	478	0	0	0	0	0	0	0	0	0	478
Fairly good	3	0	0	0	0	132	0	0	0	0	0	0	0	0	0	132
Fairly bad	4	0	0	0	0	11	0	0	0	0	0	0	0	0	0	11
Very bad	5	0	0	0	0	4	0	0	0	0	0	0	0	0	0	4
Don't know	8	0	0	0	0	23	0	0	0	0	0	0	0	0	0	23
No answer	9	0	0	0	0	12	0	0	0	0	0	0	0	0	0	12
Not applicable	IAP	13626	354	7542	353	4535	10334	2817	2765	2812	4510	2023	2044	1974	2538	58227

B. Fathers

[VAR: ROLEPA]

<u>RESPONSE</u>	<u>PUNCH</u>	<u>YEAR</u>														
		<u>1972-82</u>	<u>1982B</u>	<u>1983-87</u>	<u>1987B</u>	<u>1988-91</u>	<u>1993-98</u>	<u>2000</u>	<u>2002</u>	<u>2004</u>	<u>2006</u>	<u>2008</u>	<u>2010</u>	<u>2012</u>	<u>2014</u>	<u>ALL</u>
Very good	1	0	0	0	0	550	0	0	0	0	0	0	0	0	0	550
Good	2	0	0	0	0	508	0	0	0	0	0	0	0	0	0	508
Fairly good	3	0	0	0	0	231	0	0	0	0	0	0	0	0	0	231
Fairly bad	4	0	0	0	0	36	0	0	0	0	0	0	0	0	0	36
Very bad	5	0	0	0	0	9	0	0	0	0	0	0	0	0	0	9
Don't know	8	0	0	0	0	25	0	0	0	0	0	0	0	0	0	25
No answer	9	0	0	0	0	13	0	0	0	0	0	0	0	0	0	13
Not applicable	IAP	13626	354	7542	353	4535	10334	2817	2765	2812	4510	2023	2044	1974	2538	58227

C. Grandparents

[VAR: ROLEGP]

<u>RESPONSE</u>	<u>PUNCH</u>	<u>YEAR</u>														
		<u>1972-82</u>	<u>1982B</u>	<u>1983-87</u>	<u>1987B</u>	<u>1988-91</u>	<u>1993-98</u>	<u>2000</u>	<u>2002</u>	<u>2004</u>	<u>2006</u>	<u>2008</u>	<u>2010</u>	<u>2012</u>	<u>2014</u>	<u>ALL</u>
Very good	1	0	0	0	0	575	0	0	0	0	0	0	0	0	0	575
Good	2	0	0	0	0	569	0	0	0	0	0	0	0	0	0	569
Fairly good	3	0	0	0	0	176	0	0	0	0	0	0	0	0	0	176
Fairly bad	4	0	0	0	0	12	0	0	0	0	0	0	0	0	0	12
Very bad	5	0	0	0	0	1	0	0	0	0	0	0	0	0	0	1
Don't know	8	0	0	0	0	26	0	0	0	0	0	0	0	0	0	26
No answer	9	0	0	0	0	13	0	0	0	0	0	0	0	0	0	13
Not applicable	IAP	13626	354	7542	353	4535	10334	2817	2765	2812	4510	2023	2044	1974	2538	58227

D. Child-care providers

[VAR: ROLECCP]

<u>RESPONSE</u>	<u>PUNCH</u>	<u>YEAR</u>														
		<u>1972-82</u>	<u>1982B</u>	<u>1983-87</u>	<u>1987B</u>	<u>1988-91</u>	<u>1993-98</u>	<u>2000</u>	<u>2002</u>	<u>2004</u>	<u>2006</u>	<u>2008</u>	<u>2010</u>	<u>2012</u>	<u>2014</u>	<u>ALL</u>
Very good	1	0	0	0	0	146	0	0	0	0	0	0	0	0	0	146
Good	2	0	0	0	0	405	0	0	0	0	0	0	0	0	0	405
Fairly good	3	0	0	0	0	629	0	0	0	0	0	0	0	0	0	629
Fairly bad	4	0	0	0	0	81	0	0	0	0	0	0	0	0	0	81
Very bad	5	0	0	0	0	6	0	0	0	0	0	0	0	0	0	6
Don't know	8	0	0	0	0	91	0	0	0	0	0	0	0	0	0	91
No answer	9	0	0	0	0	14	0	0	0	0	0	0	0	0	0	14
Not applicable	IAP	13626	354	7542	353	4535	10334	2817	2765	2812	4510	2023	2044	1974	2538	58227

E. Teachers

[VAR: ROLETCR]

<u>RESPONSE</u>	<u>PUNCH</u>	<u>YEAR</u>														
		<u>1972-82</u>	<u>1982B</u>	<u>1983-87</u>	<u>1987B</u>	<u>1988-91</u>	<u>1993-98</u>	<u>2000</u>	<u>2002</u>	<u>2004</u>	<u>2006</u>	<u>2008</u>	<u>2010</u>	<u>2012</u>	<u>2014</u>	<u>ALL</u>
Very good	1	0	0	0	0	218	0	0	0	0	0	0	0	0	0	218
Good	2	0	0	0	0	623	0	0	0	0	0	0	0	0	0	623
Fairly good	3	0	0	0	0	435	0	0	0	0	0	0	0	0	0	435
Fairly bad	4	0	0	0	0	46	0	0	0	0	0	0	0	0	0	46
Very bad	5	0	0	0	0	4	0	0	0	0	0	0	0	0	0	4
Don't know	8	0	0	0	0	35	0	0	0	0	0	0	0	0	0	35
No answer	9	0	0	0	0	11	0	0	0	0	0	0	0	0	0	11
Not applicable	IAP	13626	354	7542	353	4535	10334	2817	2765	2812	4510	2023	2044	1974	2538	58227

F. Priests, ministers and rabbis

[VAR: ROLECLRG]

<u>RESPONSE</u>	<u>PUNCH</u>	<u>YEAR</u>														
		<u>1972-82</u>	<u>1982B</u>	<u>1983-87</u>	<u>1987B</u>	<u>1988-91</u>	<u>1993-98</u>	<u>2000</u>	<u>2002</u>	<u>2004</u>	<u>2006</u>	<u>2008</u>	<u>2010</u>	<u>2012</u>	<u>2014</u>	<u>ALL</u>
Very good	1	0	0	0	0	325	0	0	0	0	0	0	0	0	0	325
Good	2	0	0	0	0	595	0	0	0	0	0	0	0	0	0	595
Fairly good	3	0	0	0	0	329	0	0	0	0	0	0	0	0	0	329
Fairly bad	4	0	0	0	0	32	0	0	0	0	0	0	0	0	0	32
Very bad	5	0	0	0	0	8	0	0	0	0	0	0	0	0	0	8
Don't know	8	0	0	0	0	72	0	0	0	0	0	0	0	0	0	72
No answer	9	0	0	0	0	11	0	0	0	0	0	0	0	0	0	11
Not applicable	IAP	13626	354	7542	353	4535	10334	2817	2765	2812	4510	2023	2044	1974	2538	58227

1834. Compared with 10 years ago, would you say that American children today are much better off, better off, about the same, worse off, or much worse off regarding:

A. The quality of their education.

[VAR: CHLDEDUC]

<u>RESPONSE</u>	<u>PUNCH</u>	<u>YEAR</u>														
		<u>1972-82</u>	<u>1982B</u>	<u>1983-87</u>	<u>1987B</u>	<u>1988-91</u>	<u>1993-98</u>	<u>2000</u>	<u>2002</u>	<u>2004</u>	<u>2006</u>	<u>2008</u>	<u>2010</u>	<u>2012</u>	<u>2014</u>	<u>ALL</u>
Much better	1	0	0	0	0	206	0	0	0	0	0	0	0	0	0	206
Better	2	0	0	0	0	465	0	0	0	0	0	0	0	0	0	465
About the same	3	0	0	0	0	302	0	0	0	0	0	0	0	0	0	302
Worse	4	0	0	0	0	319	0	0	0	0	0	0	0	0	0	319
Much worse	5	0	0	0	0	44	0	0	0	0	0	0	0	0	0	44
Don't know	8	0	0	0	0	23	0	0	0	0	0	0	0	0	0	23
No answer	9	0	0	0	0	13	0	0	0	0	0	0	0	0	0	13
Not applicable	IAP	13626	354	7542	353	4535	10334	2817	2765	2812	4510	2023	2044	1974	2538	58227

B. The love, care and attention they receive from their parents.

[VAR: CHLDLOVE]

<u>RESPONSE</u>	<u>PUNCH</u>	<u>YEAR</u>														
		<u>1972-82</u>	<u>1982B</u>	<u>1983-87</u>	<u>1987B</u>	<u>1988-91</u>	<u>1993-98</u>	<u>2000</u>	<u>2002</u>	<u>2004</u>	<u>2006</u>	<u>2008</u>	<u>2010</u>	<u>2012</u>	<u>2014</u>	<u>ALL</u>
Much better	1	0	0	0	0	42	0	0	0	0	0	0	0	0	0	42
Better	2	0	0	0	0	158	0	0	0	0	0	0	0	0	0	158
About the same	3	0	0	0	0	664	0	0	0	0	0	0	0	0	0	664
Worse	4	0	0	0	0	427	0	0	0	0	0	0	0	0	0	427
Much worse	5	0	0	0	0	30	0	0	0	0	0	0	0	0	0	30
Don't know	8	0	0	0	0	36	0	0	0	0	0	0	0	0	0	36
No answer	9	0	0	0	0	15	0	0	0	0	0	0	0	0	0	15
Not applicable	IAP	13626	354	7542	353	4535	10334	2817	2765	2812	4510	2023	2044	1974	2538	58227

C. The safety of the neighborhoods they live in.

[VAR: CHLDSAFE]

<u>RESPONSE</u>	<u>PUNCH</u>	<u>YEAR</u>														
		<u>1972-82</u>	<u>1982B</u>	<u>1983-87</u>	<u>1987B</u>	<u>1988-91</u>	<u>1993-98</u>	<u>2000</u>	<u>2002</u>	<u>2004</u>	<u>2006</u>	<u>2008</u>	<u>2010</u>	<u>2012</u>	<u>2014</u>	<u>ALL</u>
Much better	1	0	0	0	0	13	0	0	0	0	0	0	0	0	0	13
Better	2	0	0	0	0	103	0	0	0	0	0	0	0	0	0	103
About the same	3	0	0	0	0	324	0	0	0	0	0	0	0	0	0	324
Worse	4	0	0	0	0	743	0	0	0	0	0	0	0	0	0	743
Much worse	5	0	0	0	0	158	0	0	0	0	0	0	0	0	0	158
Don't know	8	0	0	0	0	17	0	0	0	0	0	0	0	0	0	17
No answer	9	0	0	0	0	14	0	0	0	0	0	0	0	0	0	14
Not applicable	IAP	13626	354	7542	353	4535	10334	2817	2765	2812	4510	2023	2044	1974	2538	58227

D. Their moral or religious training.

[VAR: CHLDMORL]

<u>RESPONSE</u>	<u>PUNCH</u>	<u>YEAR</u>														
		<u>1972-82</u>	<u>1982B</u>	<u>1983-87</u>	<u>1987B</u>	<u>1988-91</u>	<u>1993-98</u>	<u>2000</u>	<u>2002</u>	<u>2004</u>	<u>2006</u>	<u>2008</u>	<u>2010</u>	<u>2012</u>	<u>2014</u>	<u>ALL</u>
Much better	1	0	0	0	0	17	0	0	0	0	0	0	0	0	0	17
Better	2	0	0	0	0	93	0	0	0	0	0	0	0	0	0	93
About the same	3	0	0	0	0	481	0	0	0	0	0	0	0	0	0	481
Worse	4	0	0	0	0	625	0	0	0	0	0	0	0	0	0	625
Much worse	5	0	0	0	0	97	0	0	0	0	0	0	0	0	0	97
Don't know	8	0	0	0	0	44	0	0	0	0	0	0	0	0	0	44
No answer	9	0	0	0	0	15	0	0	0	0	0	0	0	0	0	15
Not applicable	IAP	13626	354	7542	353	4535	10334	2817	2765	2812	4510	2023	2044	1974	2538	58227

E. The supervision and discipline they receive from their parents.

[VAR: CHLDSUP]

<u>RESPONSE</u>	<u>PUNCH</u>	<u>YEAR</u>														
		<u>1972-82</u>	<u>1982B</u>	<u>1983-87</u>	<u>1987B</u>	<u>1988-91</u>	<u>1993-98</u>	<u>2000</u>	<u>2002</u>	<u>2004</u>	<u>2006</u>	<u>2008</u>	<u>2010</u>	<u>2012</u>	<u>2014</u>	<u>ALL</u>
Much better	1	0	0	0	0	21	0	0	0	0	0	0	0	0	0	21
Better	2	0	0	0	0	90	0	0	0	0	0	0	0	0	0	90
About the same	3	0	0	0	0	457	0	0	0	0	0	0	0	0	0	457
Worse	4	0	0	0	0	668	0	0	0	0	0	0	0	0	0	668
Much worse	5	0	0	0	0	94	0	0	0	0	0	0	0	0	0	94
Don't know	8	0	0	0	0	29	0	0	0	0	0	0	0	0	0	29
No answer	9	0	0	0	0	13	0	0	0	0	0	0	0	0	0	13
Not applicable	IAP	13626	354	7542	353	4535	10334	2817	2765	2812	4510	2023	2044	1974	2538	58227

F. Their housing.

[VAR: CHLDHOME]

<u>RESPONSE</u>	<u>PUNCH</u>	<u>YEAR</u>														
		<u>1972-82</u>	<u>1982B</u>	<u>1983-87</u>	<u>1987B</u>	<u>1988-91</u>	<u>1993-98</u>	<u>2000</u>	<u>2002</u>	<u>2004</u>	<u>2006</u>	<u>2008</u>	<u>2010</u>	<u>2012</u>	<u>2014</u>	<u>ALL</u>
Much better	1	0	0	0	0	57	0	0	0	0	0	0	0	0	0	57
Better	2	0	0	0	0	454	0	0	0	0	0	0	0	0	0	454
About the same	3	0	0	0	0	597	0	0	0	0	0	0	0	0	0	597
Worse	4	0	0	0	0	197	0	0	0	0	0	0	0	0	0	197
Much worse	5	0	0	0	0	21	0	0	0	0	0	0	0	0	0	21
Don't know	8	0	0	0	0	30	0	0	0	0	0	0	0	0	0	30
No answer	9	0	0	0	0	16	0	0	0	0	0	0	0	0	0	16
Not applicable	IAP	13626	354	7542	353	4535	10334	2817	2765	2812	4510	2023	2044	1974	2538	58227

G. Getting health care when they need it.

[VAR: CHLDHLTH]

<u>RESPONSE</u>	<u>PUNCH</u>	<u>YEAR</u>														
		<u>1972-82</u>	<u>1982B</u>	<u>1983-87</u>	<u>1987B</u>	<u>1988-91</u>	<u>1993-98</u>	<u>2000</u>	<u>2002</u>	<u>2004</u>	<u>2006</u>	<u>2008</u>	<u>2010</u>	<u>2012</u>	<u>2014</u>	<u>ALL</u>
Much better	1	0	0	0	0	101	0	0	0	0	0	0	0	0	0	101
Better	2	0	0	0	0	510	0	0	0	0	0	0	0	0	0	510
About the same	3	0	0	0	0	415	0	0	0	0	0	0	0	0	0	415
Worse	4	0	0	0	0	278	0	0	0	0	0	0	0	0	0	278
Much worse	5	0	0	0	0	25	0	0	0	0	0	0	0	0	0	25
Don't know	8	0	0	0	0	28	0	0	0	0	0	0	0	0	0	28
No answer	9	0	0	0	0	15	0	0	0	0	0	0	0	0	0	15
Not applicable	IAP	13626	354	7542	353	4535	10334	2817	2765	2812	4510	2023	2044	1974	2538	58227

H. Acquiring the skills needed to get a good job.

[VAR: CHLDSKLS]

<u>RESPONSE</u>	<u>PUNCH</u>	<u>YEAR</u>														
		<u>1972-82</u>	<u>1982B</u>	<u>1983-87</u>	<u>1987B</u>	<u>1988-91</u>	<u>1993-98</u>	<u>2000</u>	<u>2002</u>	<u>2004</u>	<u>2006</u>	<u>2008</u>	<u>2010</u>	<u>2012</u>	<u>2014</u>	<u>ALL</u>
Much better	1	0	0	0	0	99	0	0	0	0	0	0	0	0	0	99
Better	2	0	0	0	0	547	0	0	0	0	0	0	0	0	0	547
About the same	3	0	0	0	0	396	0	0	0	0	0	0	0	0	0	396
Worse	4	0	0	0	0	248	0	0	0	0	0	0	0	0	0	248
Much worse	5	0	0	0	0	35	0	0	0	0	0	0	0	0	0	35
Don't know	8	0	0	0	0	33	0	0	0	0	0	0	0	0	0	33
No answer	9	0	0	0	0	14	0	0	0	0	0	0	0	0	0	14
Not applicable	IAP	13626	354	7542	353	4535	10334	2817	2765	2812	4510	2023	2044	1974	2538	58227

I. The time children have with their parents.

[VAR: CHLDTIME]

<u>RESPONSE</u>	<u>PUNCH</u>	<u>YEAR</u>														
		<u>1972-82</u>	<u>1982B</u>	<u>1983-87</u>	<u>1987B</u>	<u>1988-91</u>	<u>1993-98</u>	<u>2000</u>	<u>2002</u>	<u>2004</u>	<u>2006</u>	<u>2008</u>	<u>2010</u>	<u>2012</u>	<u>2014</u>	<u>ALL</u>
Much better	1	0	0	0	0	18	0	0	0	0	0	0	0	0	0	18
Better	2	0	0	0	0	117	0	0	0	0	0	0	0	0	0	117
About the same	3	0	0	0	0	401	0	0	0	0	0	0	0	0	0	401
Worse	4	0	0	0	0	718	0	0	0	0	0	0	0	0	0	718
Much worse	5	0	0	0	0	71	0	0	0	0	0	0	0	0	0	71
Don't know	8	0	0	0	0	33	0	0	0	0	0	0	0	0	0	33
No answer	9	0	0	0	0	14	0	0	0	0	0	0	0	0	0	14
Not applicable	IAP	13626	354	7542	353	4535	10334	2817	2765	2812	4510	2023	2044	1974	2538	58227

1835. Children are exposed to many influences in their daily lives. What kind of influence does each of the following have on children: Very positive, positive, neutral, negative, very negative?

A. Movies.

[VAR: INFFILMS]

<u>RESPONSE</u>	<u>PUNCH</u>	<u>YEAR</u>														
		<u>1972-82</u>	<u>1982B</u>	<u>1983-87</u>	<u>1987B</u>	<u>1988-91</u>	<u>1993-98</u>	<u>2000</u>	<u>2002</u>	<u>2004</u>	<u>2006</u>	<u>2008</u>	<u>2010</u>	<u>2012</u>	<u>2014</u>	<u>ALL</u>
Very positive	1	0	0	0	0	93	0	0	0	0	0	0	0	0	0	93
Positive	2	0	0	0	0	317	0	0	0	0	0	0	0	0	0	317
Neutral	3	0	0	0	0	354	0	0	0	0	0	0	0	0	0	354
Negative	4	0	0	0	0	416	0	0	0	0	0	0	0	0	0	416
Very negative	5	0	0	0	0	142	0	0	0	0	0	0	0	0	0	142
Don't know	8	0	0	0	0	42	0	0	0	0	0	0	0	0	0	42
No answer	9	0	0	0	0	8	0	0	0	0	0	0	0	0	0	8
Not applicable	IAP	13626	354	7542	353	4535	10334	2817	2765	2812	4510	2023	2044	1974	2538	58227

B. Children's programs on television.

[VAR: INFPUBTV]

<u>RESPONSE</u>	<u>PUNCH</u>	<u>YEAR</u>														
		<u>1972-82</u>	<u>1982B</u>	<u>1983-87</u>	<u>1987B</u>	<u>1988-91</u>	<u>1993-98</u>	<u>2000</u>	<u>2002</u>	<u>2004</u>	<u>2006</u>	<u>2008</u>	<u>2010</u>	<u>2012</u>	<u>2014</u>	<u>ALL</u>
Very positive	1	0	0	0	0	299	0	0	0	0	0	0	0	0	0	299
Positive	2	0	0	0	0	811	0	0	0	0	0	0	0	0	0	811
Neutral	3	0	0	0	0	146	0	0	0	0	0	0	0	0	0	146
Negative	4	0	0	0	0	54	0	0	0	0	0	0	0	0	0	54
Very negative	5	0	0	0	0	17	0	0	0	0	0	0	0	0	0	17
Don't know	8	0	0	0	0	38	0	0	0	0	0	0	0	0	0	38
No answer	9	0	0	0	0	7	0	0	0	0	0	0	0	0	0	7
Not applicable	IAP	13626	354	7542	353	4535	10334	2817	2765	2812	4510	2023	2044	1974	2538	58227

C. Programs on network television.

[VAR: INFNETTV]

<u>RESPONSE</u>	<u>PUNCH</u>	<u>YEAR</u>														
		<u>1972-82</u>	<u>1982B</u>	<u>1983-87</u>	<u>1987B</u>	<u>1988-91</u>	<u>1993-98</u>	<u>2000</u>	<u>2002</u>	<u>2004</u>	<u>2006</u>	<u>2008</u>	<u>2010</u>	<u>2012</u>	<u>2014</u>	<u>ALL</u>
Very positive	1	0	0	0	0	34	0	0	0	0	0	0	0	0	0	34
Positive	2	0	0	0	0	296	0	0	0	0	0	0	0	0	0	296
Neutral	3	0	0	0	0	474	0	0	0	0	0	0	0	0	0	474
Negative	4	0	0	0	0	414	0	0	0	0	0	0	0	0	0	414
Very negative	5	0	0	0	0	104	0	0	0	0	0	0	0	0	0	104
Don't know	8	0	0	0	0	43	0	0	0	0	0	0	0	0	0	43
No answer	9	0	0	0	0	7	0	0	0	0	0	0	0	0	0	7
Not applicable	IAP	13626	354	7542	353	4535	10334	2817	2765	2812	4510	2023	2044	1974	2538	58227

D. Commercials on network television.

[VAR: INFADSTV]

<u>RESPONSE</u>	<u>PUNCH</u>	<u>YEAR</u>														
		<u>1972-82</u>	<u>1982B</u>	<u>1983-87</u>	<u>1987B</u>	<u>1988-91</u>	<u>1993-98</u>	<u>2000</u>	<u>2002</u>	<u>2004</u>	<u>2006</u>	<u>2008</u>	<u>2010</u>	<u>2012</u>	<u>2014</u>	<u>ALL</u>
Very positive	1	0	0	0	0	61	0	0	0	0	0	0	0	0	0	61
Positive	2	0	0	0	0	187	0	0	0	0	0	0	0	0	0	187
Neutral	3	0	0	0	0	398	0	0	0	0	0	0	0	0	0	398
Negative	4	0	0	0	0	504	0	0	0	0	0	0	0	0	0	504
Very negative	5	0	0	0	0	177	0	0	0	0	0	0	0	0	0	177
Don't know	8	0	0	0	0	38	0	0	0	0	0	0	0	0	0	38
No answer	9	0	0	0	0	7	0	0	0	0	0	0	0	0	0	7
Not applicable	IAP	13626	354	7542	353	4535	10334	2817	2765	2812	4510	2023	2044	1974	2538	58227

E. Rock music.

[VAR: INFMUSIC]

<u>RESPONSE</u>	<u>PUNCH</u>	<u>YEAR</u>														
		<u>1972-82</u>	<u>1982B</u>	<u>1983-87</u>	<u>1987B</u>	<u>1988-91</u>	<u>1993-98</u>	<u>2000</u>	<u>2002</u>	<u>2004</u>	<u>2006</u>	<u>2008</u>	<u>2010</u>	<u>2012</u>	<u>2014</u>	<u>ALL</u>
Very positive	1	0	0	0	0	81	0	0	0	0	0	0	0	0	0	81
Positive	2	0	0	0	0	135	0	0	0	0	0	0	0	0	0	135
Neutral	3	0	0	0	0	385	0	0	0	0	0	0	0	0	0	385
Negative	4	0	0	0	0	412	0	0	0	0	0	0	0	0	0	412
Very negative	5	0	0	0	0	297	0	0	0	0	0	0	0	0	0	297
Don't know	8	0	0	0	0	54	0	0	0	0	0	0	0	0	0	54
No answer	9	0	0	0	0	8	0	0	0	0	0	0	0	0	0	8
Not applicable	IAP	13626	354	7542	353	4535	10334	2817	2765	2812	4510	2023	2044	1974	2538	58227

1836. Here are some other areas of government spending. Please indicate whether you would like to see more or less government spending in each area. Remember that if you say "much more", it might require a tax increase to pay for it.

A. Prenatal care for pregnant mothers who can't afford it...

[VAR: SPPREGNT]

<u>RESPONSE</u>	<u>PUNCH</u>	<u>YEAR</u>														
		<u>1972-82</u>	<u>1982B</u>	<u>1983-87</u>	<u>1987B</u>	<u>1988-91</u>	<u>1993-98</u>	<u>2000</u>	<u>2002</u>	<u>2004</u>	<u>2006</u>	<u>2008</u>	<u>2010</u>	<u>2012</u>	<u>2014</u>	<u>ALL</u>
Spend much more	1	0	0	0	0	126	0	0	0	0	0	0	0	0	0	126
Spend more	2	0	0	0	0	400	0	0	0	0	0	0	0	0	0	400
Spend the same as now	3	0	0	0	0	510	0	0	0	0	0	0	0	0	0	510
Spend less	4	0	0	0	0	84	0	0	0	0	0	0	0	0	0	84
Spend much less	5	0	0	0	0	25	0	0	0	0	0	0	0	0	0	25
Don't know	8	0	0	0	0	53	0	0	0	0	0	0	0	0	0	53
No answer	9	0	0	0	0	19	0	0	0	0	0	0	0	0	0	19
Not applicable	IAP	13626	354	7542	353	4690	10334	2817	2765	2812	4510	2023	2044	1974	2538	58382

B. Health care for children whose families don't have insurance...

[VAR: SPHLTHKD]

<u>RESPONSE</u>	<u>PUNCH</u>	<u>YEAR</u>														
		<u>1972-82</u>	<u>1982B</u>	<u>1983-87</u>	<u>1987B</u>	<u>1988-91</u>	<u>1993-98</u>	<u>2000</u>	<u>2002</u>	<u>2004</u>	<u>2006</u>	<u>2008</u>	<u>2010</u>	<u>2012</u>	<u>2014</u>	<u>ALL</u>
Spend much more	1	0	0	0	0	224	0	0	0	0	0	0	0	0	0	224
Spend more	2	0	0	0	0	573	0	0	0	0	0	0	0	0	0	573
Spend the same as now	3	0	0	0	0	318	0	0	0	0	0	0	0	0	0	318
Spend less	4	0	0	0	0	27	0	0	0	0	0	0	0	0	0	27
Spend much less	5	0	0	0	0	14	0	0	0	0	0	0	0	0	0	14
Don't know	8	0	0	0	0	43	0	0	0	0	0	0	0	0	0	43
No answer	9	0	0	0	0	18	0	0	0	0	0	0	0	0	0	18
Not applicable	IAP	13626	354	7542	353	4690	10334	2817	2765	2812	4510	2023	2044	1974	2538	58382

C. Preschool programs like Head Start for poor children...

[VAR: SPHEADST]

<u>RESPONSE</u>	<u>PUNCH</u>	<u>YEAR</u>														
		<u>1972-82</u>	<u>1982B</u>	<u>1983-87</u>	<u>1987B</u>	<u>1988-91</u>	<u>1993-98</u>	<u>2000</u>	<u>2002</u>	<u>2004</u>	<u>2006</u>	<u>2008</u>	<u>2010</u>	<u>2012</u>	<u>2014</u>	<u>ALL</u>
Spend much more	1	0	0	0	0	216	0	0	0	0	0	0	0	0	0	216
Spend more	2	0	0	0	0	514	0	0	0	0	0	0	0	0	0	514
Spend the same as now	3	0	0	0	0	362	0	0	0	0	0	0	0	0	0	362
Spend less	4	0	0	0	0	41	0	0	0	0	0	0	0	0	0	41
Spend much less	5	0	0	0	0	20	0	0	0	0	0	0	0	0	0	20
Don't know	8	0	0	0	0	39	0	0	0	0	0	0	0	0	0	39
No answer	9	0	0	0	0	25	0	0	0	0	0	0	0	0	0	25
Not applicable	IAP	13626	354	7542	353	4690	10334	2817	2765	2812	4510	2023	2044	1974	2538	58382

D. Child care for poor children...

[VAR: SPPOORKD]

<u>RESPONSE</u>	<u>PUNCH</u>	<u>YEAR</u>														
		<u>1972-82</u>	<u>1982B</u>	<u>1983-87</u>	<u>1987B</u>	<u>1988-91</u>	<u>1993-98</u>	<u>2000</u>	<u>2002</u>	<u>2004</u>	<u>2006</u>	<u>2008</u>	<u>2010</u>	<u>2012</u>	<u>2014</u>	<u>ALL</u>
Spend much more	1	0	0	0	0	190	0	0	0	0	0	0	0	0	0	190
Spend more	2	0	0	0	0	517	0	0	0	0	0	0	0	0	0	517
Spend the same as now	3	0	0	0	0	382	0	0	0	0	0	0	0	0	0	382
Spend less	4	0	0	0	0	54	0	0	0	0	0	0	0	0	0	54
Spend much less	5	0	0	0	0	12	0	0	0	0	0	0	0	0	0	12
Don't know	8	0	0	0	0	42	0	0	0	0	0	0	0	0	0	42
No answer	9	0	0	0	0	20	0	0	0	0	0	0	0	0	0	20
Not applicable	IAP	13626	354	7542	353	4690	10334	2817	2765	2812	4510	2023	2044	1974	2538	58382

E. Child care for all children with working parents...

[VAR: SPWRKPAR]

<u>RESPONSE</u>	<u>PUNCH</u>	<u>YEAR</u>														
		<u>1972-82</u>	<u>1982B</u>	<u>1983-87</u>	<u>1987B</u>	<u>1988-91</u>	<u>1993-98</u>	<u>2000</u>	<u>2002</u>	<u>2004</u>	<u>2006</u>	<u>2008</u>	<u>2010</u>	<u>2012</u>	<u>2014</u>	<u>ALL</u>
Spend much more	1	0	0	0	0	124	0	0	0	0	0	0	0	0	0	124
Spend more	2	0	0	0	0	301	0	0	0	0	0	0	0	0	0	301
Spend the same as now	3	0	0	0	0	451	0	0	0	0	0	0	0	0	0	451
Spend less	4	0	0	0	0	188	0	0	0	0	0	0	0	0	0	188
Spend much less	5	0	0	0	0	86	0	0	0	0	0	0	0	0	0	86
Don't know	8	0	0	0	0	47	0	0	0	0	0	0	0	0	0	47
No answer	9	0	0	0	0	20	0	0	0	0	0	0	0	0	0	20
Not applicable	IAP	13626	354	7542	353	4690	10334	2817	2765	2812	4510	2023	2044	1974	2538	58382

F. Housing for poor families with children...

[VAR: SPHOMEKD]

<u>RESPONSE</u>	<u>PUNCH</u>	<u>YEAR</u>														
		<u>1972-82</u>	<u>1982B</u>	<u>1983-87</u>	<u>1987B</u>	<u>1988-91</u>	<u>1993-98</u>	<u>2000</u>	<u>2002</u>	<u>2004</u>	<u>2006</u>	<u>2008</u>	<u>2010</u>	<u>2012</u>	<u>2014</u>	<u>ALL</u>
Spend much more	1	0	0	0	0	163	0	0	0	0	0	0	0	0	0	163
Spend more	2	0	0	0	0	451	0	0	0	0	0	0	0	0	0	451
Spend the same as now	3	0	0	0	0	460	0	0	0	0	0	0	0	0	0	460
Spend less	4	0	0	0	0	60	0	0	0	0	0	0	0	0	0	60
Spend much less	5	0	0	0	0	23	0	0	0	0	0	0	0	0	0	23
Don't know	8	0	0	0	0	39	0	0	0	0	0	0	0	0	0	39
No answer	9	0	0	0	0	21	0	0	0	0	0	0	0	0	0	21
Not applicable	IAP	13626	354	7542	353	4690	10334	2817	2765	2812	4510	2023	2044	1974	2538	58382

G. Services for disabled and chronically ill children...

[VAR: SPDSABKD]

<u>RESPONSE</u>	<u>PUNCH</u>	<u>YEAR</u>														
		<u>1972-82</u>	<u>1982B</u>	<u>1983-87</u>	<u>1987B</u>	<u>1988-91</u>	<u>1993-98</u>	<u>2000</u>	<u>2002</u>	<u>2004</u>	<u>2006</u>	<u>2008</u>	<u>2010</u>	<u>2012</u>	<u>2014</u>	<u>ALL</u>
Spend much more	1	0	0	0	0	293	0	0	0	0	0	0	0	0	0	293
Spend more	2	0	0	0	0	573	0	0	0	0	0	0	0	0	0	573
Spend the same as now	3	0	0	0	0	274	0	0	0	0	0	0	0	0	0	274
Spend less	4	0	0	0	0	18	0	0	0	0	0	0	0	0	0	18
Spend much less	5	0	0	0	0	7	0	0	0	0	0	0	0	0	0	7
Don't know	8	0	0	0	0	32	0	0	0	0	0	0	0	0	0	32
No answer	9	0	0	0	0	20	0	0	0	0	0	0	0	0	0	20
Not applicable	IAP	13626	354	7542	353	4690	10334	2817	2765	2812	4510	2023	2044	1974	2538	58382

H. Drug abuse prevention and treatment for children and youth...

[VAR: SPDRUGS]

<u>RESPONSE</u>	<u>PUNCH</u>	<u>YEAR</u>														
		<u>1972-82</u>	<u>1982B</u>	<u>1983-87</u>	<u>1987B</u>	<u>1988-91</u>	<u>1993-98</u>	<u>2000</u>	<u>2002</u>	<u>2004</u>	<u>2006</u>	<u>2008</u>	<u>2010</u>	<u>2012</u>	<u>2014</u>	<u>ALL</u>
Spend much more	1	0	0	0	0	312	0	0	0	0	0	0	0	0	0	312
Spend more	2	0	0	0	0	529	0	0	0	0	0	0	0	0	0	529
Spend the same as now	3	0	0	0	0	272	0	0	0	0	0	0	0	0	0	272
Spend less	4	0	0	0	0	30	0	0	0	0	0	0	0	0	0	30
Spend much less	5	0	0	0	0	17	0	0	0	0	0	0	0	0	0	17
Don't know	8	0	0	0	0	33	0	0	0	0	0	0	0	0	0	33
No answer	9	0	0	0	0	24	0	0	0	0	0	0	0	0	0	24
Not applicable	IAP	13626	354	7542	353	4690	10334	2817	2765	2812	4510	2023	2044	1974	2538	58382

I. Nutrition programs for poor children and families, such as food stamps and school lunches...

[VAR: SPFOODKD]

<u>RESPONSE</u>	<u>PUNCH</u>	<u>YEAR</u>														
		<u>1972-82</u>	<u>1982B</u>	<u>1983-87</u>	<u>1987B</u>	<u>1988-91</u>	<u>1993-98</u>	<u>2000</u>	<u>2002</u>	<u>2004</u>	<u>2006</u>	<u>2008</u>	<u>2010</u>	<u>2012</u>	<u>2014</u>	<u>ALL</u>
Spend much more	1	0	0	0	0	238	0	0	0	0	0	0	0	0	0	238
Spend more	2	0	0	0	0	423	0	0	0	0	0	0	0	0	0	423
Spend the same as now	3	0	0	0	0	423	0	0	0	0	0	0	0	0	0	423
Spend less	4	0	0	0	0	54	0	0	0	0	0	0	0	0	0	54
Spend much less	5	0	0	0	0	24	0	0	0	0	0	0	0	0	0	24
Don't know	8	0	0	0	0	34	0	0	0	0	0	0	0	0	0	34
No answer	9	0	0	0	0	21	0	0	0	0	0	0	0	0	0	21
Not applicable	IAP	13626	354	7542	353	4690	10334	2817	2765	2812	4510	2023	2044	1974	2538	58382

J. Contraceptive services for teenagers...

[VAR: SPPILL]

<u>RESPONSE</u>	<u>PUNCH</u>	<u>YEAR</u>														
		<u>1972-82</u>	<u>1982B</u>	<u>1983-87</u>	<u>1987B</u>	<u>1988-91</u>	<u>1993-98</u>	<u>2000</u>	<u>2002</u>	<u>2004</u>	<u>2006</u>	<u>2008</u>	<u>2010</u>	<u>2012</u>	<u>2014</u>	<u>ALL</u>
Spend much more	1	0	0	0	0	179	0	0	0	0	0	0	0	0	0	179
Spend more	2	0	0	0	0	278	0	0	0	0	0	0	0	0	0	278
Spend the same as now	3	0	0	0	0	377	0	0	0	0	0	0	0	0	0	377
Spend less	4	0	0	0	0	123	0	0	0	0	0	0	0	0	0	123
Spend much less	5	0	0	0	0	157	0	0	0	0	0	0	0	0	0	157
Don't know	8	0	0	0	0	75	0	0	0	0	0	0	0	0	0	75
No answer	9	0	0	0	0	28	0	0	0	0	0	0	0	0	0	28
Not applicable	IAP	13626	354	7542	353	4690	10334	2817	2765	2812	4510	2023	2044	1974	2538	58382

**NEGATIVE LIFE EVENTS
(PROB1-EXTRA2)**

1837. What are the most important problems that you and members of your household have had during the last 12 months?

RECORD VERBATIM.

PROBE FOR ADDITIONAL MENTIONS AND FOR SPECIFIC DETAILS. TRY NOT TO ACCEPT GENERAL RESPONSES LIKE "WORK" OR "CRIME." PROBE TO FIND WHAT ABOUT "WORK" IS THE PROBLEM. FOR EXAMPLE, IS IT JOB INSECURITY, LOW PAY, ARGUMENTS WITH THE BOSS, OR WHAT? OR ABOUT "CRIME", WAS THERE A VICTIMIZATION? WHO WAS VICTIMIZED AND IN WHAT WAY?

PROBE FOR ADDITIONAL PROBLEMS.

A. First problem mentioned.

[VAR: PROB1]

<u>RESPONSE</u>	<u>PUNCH</u>	<u>YEAR</u>														
		<u>1972-82</u>	<u>1982B</u>	<u>1983-87</u>	<u>1987B</u>	<u>1988-91</u>	<u>1993-98</u>	<u>2000</u>	<u>2002</u>	<u>2004</u>	<u>2006</u>	<u>2008</u>	<u>2010</u>	<u>2012</u>	<u>2014</u>	<u>ALL</u>
Illness, health problems	1	0	0	0	0	39	0	0	0	40	0	0	0	0	0	79
Illness in a relative	2	0	0	0	0	43	0	0	0	26	0	0	0	0	0	69
Illness in a friend	3	0	0	0	0	0	0	0	0	1	0	0	0	0	0	1
Birth control	4	0	0	0	0	1	0	0	0	0	0	0	0	0	0	1
Abortion	5	0	0	0	0	0	0	0	0	0	0	0	0	0	0	0
Pregnancy	6	0	0	0	0	0	0	0	0	3	0	0	0	0	0	3
Drinking	7	0	0	0	0	3	0	0	0	0	0	0	0	0	0	3
Death of a family member	10	0	0	0	0	5	0	0	0	15	0	0	0	0	0	20
Death of a friend	11	0	0	0	0	1	0	0	0	1	0	0	0	0	0	2
Aging	15	0	0	0	0	0	0	0	0	0	0	0	0	0	0	0
Unable to do things	16	0	0	0	0	0	0	0	0	0	0	0	0	0	0	0
Unemployed	20	0	0	0	0	11	0	0	0	13	0	0	0	0	0	24
Spouse unemployed	21	0	0	0	0	1	0	0	0	4	0	0	0	0	0	5
Unable to work	22	0	0	0	0	0	0	0	0	0	0	0	0	0	0	0
Lost job	23	0	0	0	0	3	0	0	0	3	0	0	0	0	0	6
Too little work	24	0	0	0	0	1	0	0	0	0	0	0	0	0	0	1
Too much work	25	0	0	0	0	2	0	0	0	1	0	0	0	0	0	3
Work related	26	0	0	0	0	9	0	0	0	18	0	0	0	0	0	27
New job	27	0	0	0	0	1	0	0	0	0	0	0	0	0	0	1
Problems with one's business	28	0	0	0	0	2	0	0	0	2	0	0	0	0	0	4

[VAR: PROB1] (CONTINUED)

<u>RESPONSE</u>	<u>PUNCH</u>	<u>YEAR</u>														
		<u>1972-82</u>	<u>1982B</u>	<u>1983-87</u>	<u>1987B</u>	<u>1988-91</u>	<u>1993-98</u>	<u>2000</u>	<u>2002</u>	<u>2004</u>	<u>2006</u>	<u>2008</u>	<u>2010</u>	<u>2012</u>	<u>2014</u>	<u>ALL</u>
Child support	86	0	0	0	0	0	0	0	0	1	0	0	0	0	0	1
Parents	90	0	0	0	0	2	0	0	0	1	0	0	0	0	0	3
Parent(s) in care facility	91	0	0	0	0	0	0	0	0	0	0	0	0	0	0	0
Care for sick/old relative	92	0	0	0	0	2	0	0	0	4	0	0	0	0	0	6
Siblings	93	0	0	0	0	0	0	0	0	0	0	0	0	0	0	0
Other relatives	94	0	0	0	0	0	0	0	0	1	0	0	0	0	0	1
Unable to visit relatives	95	0	0	0	0	0	0	0	0	0	0	0	0	0	0	0
Involuntary separation	96	0	0	0	0	0	0	0	0	2	0	0	0	0	0	2
Friend	100	0	0	0	0	0	0	0	0	1	0	0	0	0	0	1
Finding boy/girlfriend	101	0	0	0	0	0	0	0	0	1	0	0	0	0	0	1
Finding spouse	102	0	0	0	0	0	0	0	0	0	0	0	0	0	0	0
Boy/girlfriend	103	0	0	0	0	1	0	0	0	2	0	0	0	0	0	3
False paternity claim/suit	104	0	0	0	0	1	0	0	0	0	0	0	0	0	0	1
Neighbor	110	0	0	0	0	1	0	0	0	0	0	0	0	0	0	1
Death of Pet	115	0	0	0	0	0	0	0	0	2	0	0	0	0	0	2
Too little time	120	0	0	0	0	6	0	0	0	2	0	0	0	0	0	8
Personal	130	0	0	0	0	2	0	0	0	7	0	0	0	0	0	9
Lonely	131	0	0	0	0	4	0	0	0	1	0	0	0	0	0	5
Depressed	132	0	0	0	0	0	0	0	0	2	0	0	0	0	0	2
Boredom	133	0	0	0	0	0	0	0	0	1	0	0	0	0	0	1
Emotional Stress	134	0	0	0	0	0	0	0	0	0	0	0	0	0	0	0
Crime victim	140	0	0	0	0	0	0	0	0	3	0	0	0	0	0	3
Crime in Neighborhood/Work	150	0	0	0	0	1	0	0	0	1	0	0	0	0	0	2
Drugs	151	0	0	0	0	3	0	0	0	0	0	0	0	0	0	3
Criminal punishment	160	0	0	0	0	0	0	0	0	0	0	0	0	0	0	0
Loss of driver's license	161	0	0	0	0	0	0	0	0	0	0	0	0	0	0	0
Lawsuit	165	0	0	0	0	0	0	0	0	0	0	0	0	0	0	0
Bothered by police	166	0	0	0	0	0	0	0	0	0	0	0	0	0	0	0
Housing	170	0	0	0	0	3	0	0	0	2	0	0	0	0	0	5
Fire	171	0	0	0	0	0	0	0	0	0	0	0	0	0	0	0
Natural disaster	172	0	0	0	0	3	0	0	0	3	0	0	0	0	0	6
Home repairs	175	0	0	0	0	6	0	0	0	3	0	0	0	0	0	9
Remodeling/addition	176	0	0	0	0	0	0	0	0	0	0	0	0	0	0	0
Neighborhood	180	0	0	0	0	3	0	0	0	1	0	0	0	0	0	4
Moving	190	0	0	0	0	2	0	0	0	5	0	0	0	0	0	7
Wanted to move/buy home	191	0	0	0	0	0	0	0	0	2	0	0	0	0	0	2
Other residential	192	0	0	0	0	1	0	0	0	3	0	0	0	0	0	4

[VAR: PROB1] (CONTINUED)

<u>RESPONSE</u>	<u>PUNCH</u>	<u>YEAR</u>														
		<u>1972-82</u>	<u>1982B</u>	<u>1983-87</u>	<u>1987B</u>	<u>1988-91</u>	<u>1993-98</u>	<u>2000</u>	<u>2002</u>	<u>2004</u>	<u>2006</u>	<u>2008</u>	<u>2010</u>	<u>2012</u>	<u>2014</u>	<u>ALL</u>
School	200	0	0	0	0	7	0	0	0	2	0	0	0	0	0	9
Children's schooling	201	0	0	0	0	0	0	0	0	4	0	0	0	0	0	4
Other school	202	0	0	0	0	0	0	0	0	0	0	0	0	0	0	0
Transportation	210	0	0	0	0	6	0	0	0	3	0	0	0	0	0	9
Lack of car	211	0	0	0	0	2	0	0	0	0	0	0	0	0	0	2
No help with chores, etc.	220	0	0	0	0	1	0	0	0	0	0	0	0	0	0	1
Discrimination	230	0	0	0	0	0	0	0	0	0	0	0	0	0	0	0
Government	235	0	0	0	0	1	0	0	0	3	0	0	0	0	0	4
War	237	0	0	0	0	3	0	0	0	0	0	0	0	0	0	3
Miscellaneous	240	0	0	0	0	2	0	0	0	6	0	0	0	0	0	8
Can't understand answer	995	0	0	0	0	1	0	0	0	0	0	0	0	0	0	1
No problems	996	0	0	0	0	113	0	0	0	100	0	0	0	0	0	213
Don't Know	998	0	0	0	0	0	0	0	0	4	0	0	0	0	0	4
No answer	999	0	0	0	0	42	0	0	0	9	0	0	0	0	0	51
Not applicable	IAP	13626	354	7542	353	5415	10334	2817	2765	2378	4510	2023	2044	1974	2538	58673

B. Second problem mentioned.

[VAR: PROB2]

<u>RESPONSE</u>	<u>PUNCH</u>	<u>YEAR</u>														
		<u>1972-82</u>	<u>1982B</u>	<u>1983-87</u>	<u>1987B</u>	<u>1988-91</u>	<u>1993-98</u>	<u>2000</u>	<u>2002</u>	<u>2004</u>	<u>2006</u>	<u>2008</u>	<u>2010</u>	<u>2012</u>	<u>2014</u>	<u>ALL</u>
Illness, health problems	1	0	0	0	0	11	0	0	0	1	0	0	0	0	0	12
Illness in a relative	2	0	0	0	0	17	0	0	0	9	0	0	0	0	0	26
Illness in a friend	3	0	0	0	0	0	0	0	0	0	0	0	0	0	0	0
Birth control	4	0	0	0	0	0	0	0	0	0	0	0	0	0	0	0
Abortion	5	0	0	0	0	0	0	0	0	0	0	0	0	0	0	0
Pregnancy	6	0	0	0	0	0	0	0	0	0	0	0	0	0	0	0
Drinking	7	0	0	0	0	0	0	0	0	0	0	0	0	0	0	0
Death of a family member	10	0	0	0	0	4	0	0	0	3	0	0	0	0	0	7
Death of a friend	11	0	0	0	0	0	0	0	0	1	0	0	0	0	0	1
Aging	15	0	0	0	0	1	0	0	0	0	0	0	0	0	0	1
Unable to do things	16	0	0	0	0	1	0	0	0	0	0	0	0	0	0	1
Unemployed	20	0	0	0	0	9	0	0	0	2	0	0	0	0	0	11
Spouse unemployed	21	0	0	0	0	4	0	0	0	0	0	0	0	0	0	4
Unable to work	22	0	0	0	0	1	0	0	0	0	0	0	0	0	0	1
Lost job	23	0	0	0	0	1	0	0	0	2	0	0	0	0	0	3

[VAR: PROB4] (CONTINUED)

<u>RESPONSE</u>	<u>PUNCH</u>	<u>YEAR</u>														
		<u>1972-82</u>	<u>1982B</u>	<u>1983-87</u>	<u>1987B</u>	<u>1988-91</u>	<u>1993-98</u>	<u>2000</u>	<u>2002</u>	<u>2004</u>	<u>2006</u>	<u>2008</u>	<u>2010</u>	<u>2012</u>	<u>2014</u>	<u>ALL</u>
Crime in Neighborhood/Work	150	0	0	0	0	0	0	0	0	0	0	0	0	0	0	0
Drugs	151	0	0	0	0	0	0	0	0	0	0	0	0	0	0	0
Criminal punishment	160	0	0	0	0	0	0	0	0	0	0	0	0	0	0	0
Loss of driver's license	161	0	0	0	0	0	0	0	0	0	0	0	0	0	0	0
Lawsuit	165	0	0	0	0	0	0	0	0	0	0	0	0	0	0	0
Bothered by police	166	0	0	0	0	1	0	0	0	0	0	0	0	0	0	1
Housing	170	0	0	0	0	0	0	0	0	0	0	0	0	0	0	0
Fire	171	0	0	0	0	0	0	0	0	0	0	0	0	0	0	0
Natural disaster	172	0	0	0	0	1	0	0	0	0	0	0	0	0	0	1
Home repairs	175	0	0	0	0	1	0	0	0	0	0	0	0	0	0	1
Remodeling/addition	176	0	0	0	0	0	0	0	0	0	0	0	0	0	0	0
Neighborhood	180	0	0	0	0	0	0	0	0	0	0	0	0	0	0	0
Moving	190	0	0	0	0	0	0	0	0	0	0	0	0	0	0	0
Wanted to move/buy home	191	0	0	0	0	0	0	0	0	0	0	0	0	0	0	0
Other residential	192	0	0	0	0	0	0	0	0	0	0	0	0	0	0	0
School	200	0	0	0	0	0	0	0	0	0	0	0	0	0	0	0
Children's schooling	201	0	0	0	0	1	0	0	0	0	0	0	0	0	0	1
Other school	202	0	0	0	0	0	0	0	0	0	0	0	0	0	0	0
Transportation	210	0	0	0	0	0	0	0	0	0	0	0	0	0	0	0
Lack of car	211	0	0	0	0	0	0	0	0	0	0	0	0	0	0	0
No help with chores, etc.	220	0	0	0	0	0	0	0	0	0	0	0	0	0	0	0
Discrimination	230	0	0	0	0	0	0	0	0	0	0	0	0	0	0	0
Government	235	0	0	0	0	0	0	0	0	0	0	0	0	0	0	0
War	237	0	0	0	0	0	0	0	0	0	0	0	0	0	0	0
Miscellaneous	240	0	0	0	0	0	0	0	0	0	0	0	0	0	0	0
Can't understand answer	995	0	0	0	0	0	0	0	0	0	0	0	0	0	0	0
No problems	996	0	0	0	0	0	0	0	0	0	0	0	0	0	0	0
No answer	999	0	0	0	0	0	0	0	0	0	0	0	0	0	0	0
Not applicable	IAP	13626	354	7542	353	5896	10334	2817	2765	2810	4510	2023	2044	1974	2538	59586

1838. Now, I'm going to ask you about various events and conditions that happen to people. I'm interested in those that happened to you during the last 12 months, that is since (CURRENT MONTH), (1990/2003). As I ask you about the specific events, please think carefully, so I can record things accurately.

A. First, thinking about health related matters, did any of the following happen to you since (CURRENT MONTH, 1990/2003)?

1. Ill enough to go to a doctor.

[VAR: HLTH1]

<u>RESPONSE</u>	<u>PUNCH</u>	<u>YEAR</u>														
		<u>1972-82</u>	<u>1982B</u>	<u>1983-87</u>	<u>1987B</u>	<u>1988-91</u>	<u>1993-98</u>	<u>2000</u>	<u>2002</u>	<u>2004</u>	<u>2006</u>	<u>2008</u>	<u>2010</u>	<u>2012</u>	<u>2014</u>	<u>ALL</u>
Yes	1	0	0	0	0	559	0	0	0	766	0	0	0	0	0	1325
No	2	0	0	0	0	454	0	0	0	566	0	0	0	0	0	1020
Don't know	8	0	0	0	0	0	0	0	0	2	0	0	0	0	0	2
No answer	9	0	0	0	0	4	0	0	0	6	0	0	0	0	0	10
Not applicable	IAP	13626	354	7542	353	4890	10334	2817	2765	1472	4510	2023	2044	1974	2538	57242

2. Underwent counseling for mental or emotional problems.

[VAR: HLTH2]

<u>RESPONSE</u>	<u>PUNCH</u>	<u>YEAR</u>														
		<u>1972-82</u>	<u>1982B</u>	<u>1983-87</u>	<u>1987B</u>	<u>1988-91</u>	<u>1993-98</u>	<u>2000</u>	<u>2002</u>	<u>2004</u>	<u>2006</u>	<u>2008</u>	<u>2010</u>	<u>2012</u>	<u>2014</u>	<u>ALL</u>
Yes	1	0	0	0	0	58	0	0	0	104	0	0	0	0	0	162
No	2	0	0	0	0	955	0	0	0	1228	0	0	0	0	0	2183
No answer	9	0	0	0	0	4	0	0	0	8	0	0	0	0	0	12
Not applicable	IAP	13626	354	7542	353	4890	10334	2817	2765	1472	4510	2023	2044	1974	2538	57242

3. Infertility or unable to have a baby.

[VAR: HLTH3]

<u>RESPONSE</u>	<u>PUNCH</u>	<u>YEAR</u>														
		<u>1972-82</u>	<u>1982B</u>	<u>1983-87</u>	<u>1987B</u>	<u>1988-91</u>	<u>1993-98</u>	<u>2000</u>	<u>2002</u>	<u>2004</u>	<u>2006</u>	<u>2008</u>	<u>2010</u>	<u>2012</u>	<u>2014</u>	<u>ALL</u>
Yes	1	0	0	0	0	35	0	0	0	26	0	0	0	0	0	61
No	2	0	0	0	0	975	0	0	0	1304	0	0	0	0	0	2279
Don't know	8	0	0	0	0	0	0	0	0	1	0	0	0	0	0	1
No answer	9	0	0	0	0	7	0	0	0	9	0	0	0	0	0	16
Not applicable	IAP	13626	354	7542	353	4890	10334	2817	2765	1472	4510	2023	2044	1974	2538	57242

4. Had a drinking problem (e.g. frequently drunk, suffered from alcoholism)

[VAR: HLTH4]

<u>RESPONSE</u>	<u>PUNCH</u>	<u>YEAR</u>														
		<u>1972-82</u>	<u>1982B</u>	<u>1983-87</u>	<u>1987B</u>	<u>1988-91</u>	<u>1993-98</u>	<u>2000</u>	<u>2002</u>	<u>2004</u>	<u>2006</u>	<u>2008</u>	<u>2010</u>	<u>2012</u>	<u>2014</u>	<u>ALL</u>
Yes	1	0	0	0	0	17	0	0	0	24	0	0	0	0	0	41
No	2	0	0	0	0	995	0	0	0	1309	0	0	0	0	0	2304
No answer	9	0	0	0	0	5	0	0	0	7	0	0	0	0	0	12
Not applicable	IAP	13626	354	7542	353	4890	10334	2817	2765	1472	4510	2023	2044	1974	2538	57242

5. Used illegal drugs (e.g. marijuana, cocaine, pills).

[VAR: HLTH5]

<u>RESPONSE</u>	<u>PUNCH</u>	<u>YEAR</u>														
		<u>1972-82</u>	<u>1982B</u>	<u>1983-87</u>	<u>1987B</u>	<u>1988-91</u>	<u>1993-98</u>	<u>2000</u>	<u>2002</u>	<u>2004</u>	<u>2006</u>	<u>2008</u>	<u>2010</u>	<u>2012</u>	<u>2014</u>	<u>ALL</u>
Yes	1	0	0	0	0	30	0	0	0	77	0	0	0	0	0	107
No	2	0	0	0	0	982	0	0	0	1253	0	0	0	0	0	2235
No answer	9	0	0	0	0	5	0	0	0	10	0	0	0	0	0	15
Not applicable	IAP	13626	354	7542	353	4890	10334	2817	2765	1472	4510	2023	2044	1974	2538	57242

6. Your (husband/wife)/partner was a patient in a hospital, sanitorium, convalescent or nursing home (apart from having a baby).

[VAR: HLTH6]

<u>RESPONSE</u>	<u>PUNCH</u>	<u>YEAR</u>														
		<u>1972-82</u>	<u>1982B</u>	<u>1983-87</u>	<u>1987B</u>	<u>1988-91</u>	<u>1993-98</u>	<u>2000</u>	<u>2002</u>	<u>2004</u>	<u>2006</u>	<u>2008</u>	<u>2010</u>	<u>2012</u>	<u>2014</u>	<u>ALL</u>
Yes	1	0	0	0	0	73	0	0	0	135	0	0	0	0	0	208
No	2	0	0	0	0	927	0	0	0	1193	0	0	0	0	0	2120
Don't know	8	0	0	0	0	2	0	0	0	3	0	0	0	0	0	5
No answer	9	0	0	0	0	15	0	0	0	9	0	0	0	0	0	24
Not applicable	IAP	13626	354	7542	353	4890	10334	2817	2765	1472	4510	2023	2044	1974	2538	57242

7. A child of yours was a patient in a hospital, sanatorium, convalescent or nursing home (apart from having a baby).

[VAR: HLTH7]

<u>RESPONSE</u>	<u>PUNCH</u>	<u>YEAR</u>														
		<u>1972-82</u>	<u>1982B</u>	<u>1983-87</u>	<u>1987B</u>	<u>1988-91</u>	<u>1993-98</u>	<u>2000</u>	<u>2002</u>	<u>2004</u>	<u>2006</u>	<u>2008</u>	<u>2010</u>	<u>2012</u>	<u>2014</u>	<u>ALL</u>
Yes	1	0	0	0	0	78	0	0	0	126	0	0	0	0	0	204
No	2	0	0	0	0	927	0	0	0	1199	0	0	0	0	0	2126
Don't know	8	0	0	0	0	0	0	0	0	3	0	0	0	0	0	3
No answer	9	0	0	0	0	12	0	0	0	12	0	0	0	0	0	24
Not applicable	IAP	13626	354	7542	353	4890	10334	2817	2765	1472	4510	2023	2044	1974	2538	57242

8. Child on drugs or had drinking problem.

[VAR: HLTH8]

<u>RESPONSE</u>	<u>PUNCH</u>	<u>YEAR</u>														
		<u>1972-82</u>	<u>1982B</u>	<u>1983-87</u>	<u>1987B</u>	<u>1988-91</u>	<u>1993-98</u>	<u>2000</u>	<u>2002</u>	<u>2004</u>	<u>2006</u>	<u>2008</u>	<u>2010</u>	<u>2012</u>	<u>2014</u>	<u>ALL</u>
Yes	1	0	0	0	0	28	0	0	0	41	0	0	0	0	0	69
No	2	0	0	0	0	978	0	0	0	1282	0	0	0	0	0	2260
Don't know	8	0	0	0	0	0	0	0	0	5	0	0	0	0	0	5
No answer	9	0	0	0	0	11	0	0	0	12	0	0	0	0	0	23
Not applicable	IAP	13626	354	7542	353	4890	10334	2817	2765	1472	4510	2023	2044	1974	2538	57242

9. A death of a close friend.

[VAR: HLTH9]

<u>RESPONSE</u>	<u>PUNCH</u>	<u>YEAR</u>														
		<u>1972-82</u>	<u>1982B</u>	<u>1983-87</u>	<u>1987B</u>	<u>1988-91</u>	<u>1993-98</u>	<u>2000</u>	<u>2002</u>	<u>2004</u>	<u>2006</u>	<u>2008</u>	<u>2010</u>	<u>2012</u>	<u>2014</u>	<u>ALL</u>
Yes	1	0	0	0	0	230	0	0	0	311	0	0	0	0	0	541
No	2	0	0	0	0	782	0	0	0	1022	0	0	0	0	0	1804
No answer	9	0	0	0	0	5	0	0	0	7	0	0	0	0	0	12
Not applicable	IAP	13626	354	7542	353	4890	10334	2817	2765	1472	4510	2023	2044	1974	2538	57242

Now I am going to ask about some things that happen in families. First I am going to ask you about illness.

10. During the past twelve months, that is since (CURRENT MONTH) 2003, have you, yourself, been a patient in a hospital, sanitorium, convalescent or nursing home (apart from having a baby)?

[VAR: HLTH10]

RESPONSE	PUNCH	YEAR														
		1972-82	1982B	1983-87	1987B	1988-91	1993-98	2000	2002	2004	2006	2008	2010	2012	2014	ALL
Yes	1	0	0	0	0	0	0	0	0	241	0	0	0	0	0	241
No	2	0	0	0	0	0	0	0	0	1090	0	0	0	0	0	1090
Don't know	8	0	0	0	0	0	0	0	0	2	0	0	0	0	0	2
No answer	9	0	0	0	0	0	0	0	0	7	0	0	0	0	0	7
Not applicable	IAP	13626	354	7542	353	5907	10334	2817	2765	1472	4510	2023	2044	1974	2538	58259

11. During the past twelve months, were you unable to work at your job or carry on your regular activities for one month or more because of illness or injury?

[VAR: HLTH11]

RESPONSE	PUNCH	YEAR														
		1972-82	1982B	1983-87	1987B	1988-91	1993-98	2000	2002	2004	2006	2008	2010	2012	2014	ALL
Yes	1	0	0	0	0	0	0	0	0	178	0	0	0	0	0	178
No	2	0	0	0	0	0	0	0	0	1155	0	0	0	0	0	1155
Don't know	8	0	0	0	0	0	0	0	0	1	0	0	0	0	0	1
No answer	9	0	0	0	0	0	0	0	0	6	0	0	0	0	0	6
Not applicable	IAP	13626	354	7542	353	5907	10334	2817	2765	1472	4510	2023	2044	1974	2538	58259

Did any deaths occur during the past year, that is since (CURRENT MONTH) 2003? Who was that?

12. Husband or Wife

[VAR: HLTH12]

RESPONSE	PUNCH	YEAR														
		1972-82	1982B	1983-87	1987B	1988-91	1993-98	2000	2002	2004	2006	2008	2010	2012	2014	ALL
Yes	1	0	0	0	0	0	0	0	0	14	0	0	0	0	0	14
No	2	0	0	0	0	0	0	0	0	1309	0	0	0	0	0	1309
No answer	9	0	0	0	0	0	0	0	0	17	0	0	0	0	0	17
Not applicable	IAP	13626	354	7542	353	5907	10334	2817	2765	1472	4510	2023	2044	1974	2538	58259

13. Child

[VAR: HLTH13]

<u>RESPONSE</u>	<u>PUNCH</u>	<u>YEAR</u>														
		<u>1972-82</u>	<u>1982B</u>	<u>1983-87</u>	<u>1987B</u>	<u>1988-91</u>	<u>1993-98</u>	<u>2000</u>	<u>2002</u>	<u>2004</u>	<u>2006</u>	<u>2008</u>	<u>2010</u>	<u>2012</u>	<u>2014</u>	<u>ALL</u>
Yes	1	0	0	0	0	0	0	0	0	7	0	0	0	0	0	7
No	2	0	0	0	0	0	0	0	0	1316	0	0	0	0	0	1316
Don't know	8	0	0	0	0	0	0	0	0	1	0	0	0	0	0	1
No answer	9	0	0	0	0	0	0	0	0	16	0	0	0	0	0	16
Not applicable	IAP	13626	354	7542	353	5907	10334	2817	2765	1472	4510	2023	2044	1974	2538	58259

14. Father or Mother

[VAR: HLTH14]

<u>RESPONSE</u>	<u>PUNCH</u>	<u>YEAR</u>														
		<u>1972-82</u>	<u>1982B</u>	<u>1983-87</u>	<u>1987B</u>	<u>1988-91</u>	<u>1993-98</u>	<u>2000</u>	<u>2002</u>	<u>2004</u>	<u>2006</u>	<u>2008</u>	<u>2010</u>	<u>2012</u>	<u>2014</u>	<u>ALL</u>
Yes	1	0	0	0	0	0	0	0	0	35	0	0	0	0	0	35
No	2	0	0	0	0	0	0	0	0	1288	0	0	0	0	0	1288
No answer	9	0	0	0	0	0	0	0	0	17	0	0	0	0	0	17
Not applicable	IAP	13626	354	7542	353	5907	10334	2817	2765	1472	4510	2023	2044	1974	2538	58259

B. Second, what about work-related matters? Did any of the following happen to you since (CURRENT MONTH), (1990/2003)?

1. Fired or permanently laid-off.

[VAR: WORK1]

<u>RESPONSE</u>	<u>PUNCH</u>	<u>YEAR</u>														
		<u>1972-82</u>	<u>1982B</u>	<u>1983-87</u>	<u>1987B</u>	<u>1988-91</u>	<u>1993-98</u>	<u>2000</u>	<u>2002</u>	<u>2004</u>	<u>2006</u>	<u>2008</u>	<u>2010</u>	<u>2012</u>	<u>2014</u>	<u>ALL</u>
Yes	1	0	0	0	0	59	0	0	0	83	0	0	0	0	0	142
No	2	0	0	0	0	914	0	0	0	1249	0	0	0	0	0	2163
Don't know	8	0	0	0	0	0	0	0	0	0	0	0	0	0	0	0
No answer	9	0	0	0	0	44	0	0	0	8	0	0	0	0	0	52
Not applicable	IAP	13626	354	7542	353	4890	10334	2817	2765	1472	4510	2023	2044	1974	2538	57242

2. Demoted or switched to a less favorable position.

[VAR: WORK2]

<u>RESPONSE</u>	<u>PUNCH</u>	<u>YEAR</u>														
		<u>1972-82</u>	<u>1982B</u>	<u>1983-87</u>	<u>1987B</u>	<u>1988-91</u>	<u>1993-98</u>	<u>2000</u>	<u>2002</u>	<u>2004</u>	<u>2006</u>	<u>2008</u>	<u>2010</u>	<u>2012</u>	<u>2014</u>	<u>ALL</u>
Yes	1	0	0	0	0	26	0	0	0	32	0	0	0	0	0	58
No	2	0	0	0	0	946	0	0	0	1299	0	0	0	0	0	2245
Don't know	8	0	0	0	0	0	0	0	0	1	0	0	0	0	0	1
No answer	9	0	0	0	0	45	0	0	0	8	0	0	0	0	0	53
Not applicable	IAP	13626	354	7542	353	4890	10334	2817	2765	1472	4510	2023	2044	1974	2538	57242

3. A cut in pay (including reduced hours).

[VAR: WORK3]

<u>RESPONSE</u>	<u>PUNCH</u>	<u>YEAR</u>														
		<u>1972-82</u>	<u>1982B</u>	<u>1983-87</u>	<u>1987B</u>	<u>1988-91</u>	<u>1993-98</u>	<u>2000</u>	<u>2002</u>	<u>2004</u>	<u>2006</u>	<u>2008</u>	<u>2010</u>	<u>2012</u>	<u>2014</u>	<u>ALL</u>
Yes	1	0	0	0	0	61	0	0	0	100	0	0	0	0	0	161
No	2	0	0	0	0	911	0	0	0	1231	0	0	0	0	0	2142
Don't know	8	0	0	0	0	0	0	0	0	0	0	0	0	0	0	0
No answer	9	0	0	0	0	45	0	0	0	9	0	0	0	0	0	54
Not applicable	IAP	13626	354	7542	353	4890	10334	2817	2765	1472	4510	2023	2044	1974	2538	57242

4. Passed over for promotion.

[VAR: WORK4]

<u>RESPONSE</u>	<u>PUNCH</u>	<u>YEAR</u>														
		<u>1972-82</u>	<u>1982B</u>	<u>1983-87</u>	<u>1987B</u>	<u>1988-91</u>	<u>1993-98</u>	<u>2000</u>	<u>2002</u>	<u>2004</u>	<u>2006</u>	<u>2008</u>	<u>2010</u>	<u>2012</u>	<u>2014</u>	<u>ALL</u>
Yes	1	0	0	0	0	38	0	0	0	61	0	0	0	0	0	99
No	2	0	0	0	0	933	0	0	0	1269	0	0	0	0	0	2202
Don't know	8	0	0	0	0	0	0	0	0	1	0	0	0	0	0	1
No answer	9	0	0	0	0	46	0	0	0	9	0	0	0	0	0	55
Not applicable	IAP	13626	354	7542	353	4890	10334	2817	2765	1472	4510	2023	2044	1974	2538	57242

5. Serious trouble with your boss.

[VAR: WORK5]

<u>RESPONSE</u>	<u>PUNCH</u>	<u>YEAR</u>														
		<u>1972-82</u>	<u>1982B</u>	<u>1983-87</u>	<u>1987B</u>	<u>1988-91</u>	<u>1993-98</u>	<u>2000</u>	<u>2002</u>	<u>2004</u>	<u>2006</u>	<u>2008</u>	<u>2010</u>	<u>2012</u>	<u>2014</u>	<u>ALL</u>
Yes	1	0	0	0	0	42	0	0	0	60	0	0	0	0	0	102
No	2	0	0	0	0	929	0	0	0	1270	0	0	0	0	0	2199
Don't know	8	0	0	0	0	0	0	0	0	1	0	0	0	0	0	1
No answer	9	0	0	0	0	46	0	0	0	9	0	0	0	0	0	55
Not applicable	IAP	13626	354	7542	353	4890	10334	2817	2765	1472	4510	2023	2044	1974	2538	57242

6. Your own business (farm or professional office) lost money or failed.

[VAR: WORK6]

<u>RESPONSE</u>	<u>PUNCH</u>	<u>YEAR</u>														
		<u>1972-82</u>	<u>1982B</u>	<u>1983-87</u>	<u>1987B</u>	<u>1988-91</u>	<u>1993-98</u>	<u>2000</u>	<u>2002</u>	<u>2004</u>	<u>2006</u>	<u>2008</u>	<u>2010</u>	<u>2012</u>	<u>2014</u>	<u>ALL</u>
Yes	1	0	0	0	0	20	0	0	0	45	0	0	0	0	0	65
No	2	0	0	0	0	951	0	0	0	1281	0	0	0	0	0	2232
Don't know	8	0	0	0	0	0	0	0	0	4	0	0	0	0	0	4
No answer	9	0	0	0	0	46	0	0	0	10	0	0	0	0	0	56
Not applicable	IAP	13626	354	7542	353	4890	10334	2817	2765	1472	4510	2023	2044	1974	2538	57242

7. Your husband/wife/partner was fired or permanently laid-off.

[VAR: WORK7]

<u>RESPONSE</u>	<u>PUNCH</u>	<u>YEAR</u>														
		<u>1972-82</u>	<u>1982B</u>	<u>1983-87</u>	<u>1987B</u>	<u>1988-91</u>	<u>1993-98</u>	<u>2000</u>	<u>2002</u>	<u>2004</u>	<u>2006</u>	<u>2008</u>	<u>2010</u>	<u>2012</u>	<u>2014</u>	<u>ALL</u>
Yes	1	0	0	0	0	25	0	0	0	46	0	0	0	0	0	71
No	2	0	0	0	0	943	0	0	0	1280	0	0	0	0	0	2223
Don't know	8	0	0	0	0	1	0	0	0	3	0	0	0	0	0	4
No answer	9	0	0	0	0	48	0	0	0	11	0	0	0	0	0	59
Not applicable	IAP	13626	354	7542	353	4890	10334	2817	2765	1472	4510	2023	2044	1974	2538	57242

8. Your husband/wife/partner had a cut in pay (including reduced hours).

[VAR: WORK8]

<u>RESPONSE</u>	<u>PUNCH</u>	<u>YEAR</u>														
		<u>1972-82</u>	<u>1982B</u>	<u>1983-87</u>	<u>1987B</u>	<u>1988-91</u>	<u>1993-98</u>	<u>2000</u>	<u>2002</u>	<u>2004</u>	<u>2006</u>	<u>2008</u>	<u>2010</u>	<u>2012</u>	<u>2014</u>	<u>ALL</u>
Yes	1	0	0	0	0	52	0	0	0	62	0	0	0	0	0	114
No	2	0	0	0	0	914	0	0	0	1265	0	0	0	0	0	2179
Don't know	8	0	0	0	0	2	0	0	0	2	0	0	0	0	0	4
No answer	9	0	0	0	0	49	0	0	0	11	0	0	0	0	0	60
Not applicable	IAP	13626	354	7542	353	4890	10334	2817	2765	1472	4510	2023	2044	1974	2538	57242

9. Your (husband/wife)/partner was unemployed and looking for work for a month or more.

[VAR: WORK9]

<u>RESPONSE</u>	<u>PUNCH</u>	<u>YEAR</u>														
		<u>1972-82</u>	<u>1982B</u>	<u>1983-87</u>	<u>1987B</u>	<u>1988-91</u>	<u>1993-98</u>	<u>2000</u>	<u>2002</u>	<u>2004</u>	<u>2006</u>	<u>2008</u>	<u>2010</u>	<u>2012</u>	<u>2014</u>	<u>ALL</u>
Yes	1	0	0	0	0	55	0	0	0	104	0	0	0	0	0	159
No	2	0	0	0	0	911	0	0	0	1222	0	0	0	0	0	2133
Don't know	8	0	0	0	0	2	0	0	0	2	0	0	0	0	0	4
No answer	9	0	0	0	0	49	0	0	0	12	0	0	0	0	0	61
Not applicable	IAP	13626	354	7542	353	4890	10334	2817	2765	1472	4510	2023	2044	1974	2538	57242

10. During the past twelve months, that is since (CURRENT MONTH) 2003, were you unemployed and looking for work for as long as a month?

[VAR: WORK10]

<u>RESPONSE</u>	<u>PUNCH</u>	<u>YEAR</u>														
		<u>1972-82</u>	<u>1982B</u>	<u>1983-87</u>	<u>1987B</u>	<u>1988-91</u>	<u>1993-98</u>	<u>2000</u>	<u>2002</u>	<u>2004</u>	<u>2006</u>	<u>2008</u>	<u>2010</u>	<u>2012</u>	<u>2014</u>	<u>ALL</u>
Yes	1	0	0	0	0	0	0	0	0	200	0	0	0	0	0	200
No	2	0	0	0	0	0	0	0	0	1132	0	0	0	0	0	1132
Don't know	8	0	0	0	0	0	0	0	0	1	0	0	0	0	0	1
No answer	9	0	0	0	0	0	0	0	0	7	0	0	0	0	0	7
Not applicable	IAP	13626	354	7542	353	5907	10334	2817	2765	1472	4510	2023	2044	1974	2538	58259

C. Did any of the following financial matters happen to you during the last year...

1. Went bankrupt (declared personal bankruptcy).

[VAR: FINAN1]

<u>RESPONSE</u>	<u>PUNCH</u>	<u>YEAR</u>														
		<u>1972-82</u>	<u>1982B</u>	<u>1983-87</u>	<u>1987B</u>	<u>1988-91</u>	<u>1993-98</u>	<u>2000</u>	<u>2002</u>	<u>2004</u>	<u>2006</u>	<u>2008</u>	<u>2010</u>	<u>2012</u>	<u>2014</u>	<u>ALL</u>
Yes	1	0	0	0	0	13	0	0	0	17	0	0	0	0	0	30
No	2	0	0	0	0	1001	0	0	0	1315	0	0	0	0	0	2316
No answer	9	0	0	0	0	3	0	0	0	8	0	0	0	0	0	11
Not applicable	IAP	13626	354	7542	353	4890	10334	2817	2765	1472	4510	2023	2044	1974	2538	57242

2. Car, household appliances, or furniture repossessed.

[VAR: FINAN2]

<u>RESPONSE</u>	<u>PUNCH</u>	<u>YEAR</u>														
		<u>1972-82</u>	<u>1982B</u>	<u>1983-87</u>	<u>1987B</u>	<u>1988-91</u>	<u>1993-98</u>	<u>2000</u>	<u>2002</u>	<u>2004</u>	<u>2006</u>	<u>2008</u>	<u>2010</u>	<u>2012</u>	<u>2014</u>	<u>ALL</u>
Yes	1	0	0	0	0	13	0	0	0	15	0	0	0	0	0	28
No	2	0	0	0	0	1001	0	0	0	1318	0	0	0	0	0	2319
No answer	9	0	0	0	0	3	0	0	0	7	0	0	0	0	0	10
Not applicable	IAP	13626	354	7542	353	4890	10334	2817	2765	1472	4510	2023	2044	1974	2538	57242

3. Pawned or sold-off valuables to make ends meet.

[VAR: FINAN3]

<u>RESPONSE</u>	<u>PUNCH</u>	<u>YEAR</u>														
		<u>1972-82</u>	<u>1982B</u>	<u>1983-87</u>	<u>1987B</u>	<u>1988-91</u>	<u>1993-98</u>	<u>2000</u>	<u>2002</u>	<u>2004</u>	<u>2006</u>	<u>2008</u>	<u>2010</u>	<u>2012</u>	<u>2014</u>	<u>ALL</u>
Yes	1	0	0	0	0	44	0	0	0	75	0	0	0	0	0	119
No	2	0	0	0	0	970	0	0	0	1256	0	0	0	0	0	2226
No answer	9	0	0	0	0	3	0	0	0	9	0	0	0	0	0	12
Not applicable	IAP	13626	354	7542	353	4890	10334	2817	2765	1472	4510	2023	2044	1974	2538	57242

4. Pressured to pay bills by stores, creditors, or bill collectors.

[VAR: FINAN4]

<u>RESPONSE</u>	<u>PUNCH</u>	<u>YEAR</u>														
		<u>1972-82</u>	<u>1982B</u>	<u>1983-87</u>	<u>1987B</u>	<u>1988-91</u>	<u>1993-98</u>	<u>2000</u>	<u>2002</u>	<u>2004</u>	<u>2006</u>	<u>2008</u>	<u>2010</u>	<u>2012</u>	<u>2014</u>	<u>ALL</u>
Yes	1	0	0	0	0	134	0	0	0	223	0	0	0	0	0	357
No	2	0	0	0	0	880	0	0	0	1107	0	0	0	0	0	1987
Don't know	8	0	0	0	0	0	0	0	0	1	0	0	0	0	0	1
No answer	9	0	0	0	0	3	0	0	0	9	0	0	0	0	0	12
Not applicable	IAP	13626	354	7542	353	4890	10334	2817	2765	1472	4510	2023	2044	1974	2538	57242

5. Major worsening of your financial condition.

[VAR: FINAN5]

<u>RESPONSE</u>	<u>PUNCH</u>	<u>YEAR</u>														
		<u>1972-82</u>	<u>1982B</u>	<u>1983-87</u>	<u>1987B</u>	<u>1988-91</u>	<u>1993-98</u>	<u>2000</u>	<u>2002</u>	<u>2004</u>	<u>2006</u>	<u>2008</u>	<u>2010</u>	<u>2012</u>	<u>2014</u>	<u>ALL</u>
Yes	1	0	0	0	0	150	0	0	0	201	0	0	0	0	0	351
No	2	0	0	0	0	864	0	0	0	1129	0	0	0	0	0	1993
Don't know	8	0	0	0	0	0	0	0	0	2	0	0	0	0	0	2
No answer	9	0	0	0	0	3	0	0	0	8	0	0	0	0	0	11
Not applicable	IAP	13626	354	7542	353	4890	10334	2817	2765	1472	4510	2023	2044	1974	2538	57242

D. Now I am going to ask about specific hardships. Did any of the following occur to you since (CURRENT MONTH), (1990/2003)?

1. Fell behind in paying your rent or mortgage.

[VAR: HRDSHP1]

<u>RESPONSE</u>	<u>PUNCH</u>	<u>YEAR</u>														
		<u>1972-82</u>	<u>1982B</u>	<u>1983-87</u>	<u>1987B</u>	<u>1988-91</u>	<u>1993-98</u>	<u>2000</u>	<u>2002</u>	<u>2004</u>	<u>2006</u>	<u>2008</u>	<u>2010</u>	<u>2010</u>	<u>2014</u>	<u>ALL</u>
Yes	1	0	0	0	0	90	0	0	0	104	0	0	0	0	0	194
No	2	0	0	0	0	922	0	0	0	1228	0	0	0	0	0	2150
No answer	9	0	0	0	0	5	0	0	0	8	0	0	0	0	0	13
Not applicable	IAP	13626	354	7542	353	4890	10334	2817	2765	1472	4510	2023	2044	1974	2538	57242

2. Evicted from your apartment/house.

[VAR: HRDSHP2]

<u>RESPONSE</u>	<u>PUNCH</u>	<u>YEAR</u>														
		<u>1972-82</u>	<u>1982B</u>	<u>1983-87</u>	<u>1987B</u>	<u>1988-91</u>	<u>1993-98</u>	<u>2000</u>	<u>2002</u>	<u>2004</u>	<u>2006</u>	<u>2008</u>	<u>2010</u>	<u>2012</u>	<u>2014</u>	<u>ALL</u>
Yes	1	0	0	0	0	9	0	0	0	15	0	0	0	0	0	24
No	2	0	0	0	0	1003	0	0	0	1317	0	0	0	0	0	2320
No answer	9	0	0	0	0	5	0	0	0	8	0	0	0	0	0	13
Not applicable	IAP	13626	354	7542	353	4890	10334	2817	2765	1472	4510	2023	2044	1974	2538	57242

3. Had your utilities (water, heat, or electricity) shut off.

[VAR: HRDSHP3]

<u>RESPONSE</u>	<u>PUNCH</u>	<u>YEAR</u>														
		<u>1972-82</u>	<u>1982B</u>	<u>1983-87</u>	<u>1987B</u>	<u>1988-91</u>	<u>1993-98</u>	<u>2000</u>	<u>2002</u>	<u>2004</u>	<u>2006</u>	<u>2008</u>	<u>2010</u>	<u>2012</u>	<u>2014</u>	<u>ALL</u>
Yes	1	0	0	0	0	29	0	0	0	56	0	0	0	0	0	85
No	2	0	0	0	0	984	0	0	0	1276	0	0	0	0	0	2260
No answer	9	0	0	0	0	4	0	0	0	8	0	0	0	0	0	12
Not applicable	IAP	13626	354	7542	353	4890	10334	2817	2765	1472	4510	2023	2044	1974	2538	57242

4. Unable to purchase needed food.

[VAR: HRDSHP4]

<u>RESPONSE</u>	<u>PUNCH</u>	<u>YEAR</u>														
		<u>1972-82</u>	<u>1982B</u>	<u>1983-87</u>	<u>1987B</u>	<u>1988-91</u>	<u>1993-98</u>	<u>2000</u>	<u>2002</u>	<u>2004</u>	<u>2006</u>	<u>2008</u>	<u>2010</u>	<u>2012</u>	<u>2014</u>	<u>ALL</u>
Yes	1	0	0	0	0	43	0	0	0	74	0	0	0	0	0	117
No	2	0	0	0	0	968	0	0	0	1258	0	0	0	0	0	2226
No answer	9	0	0	0	0	6	0	0	0	8	0	0	0	0	0	14
Not applicable	IAP	13626	354	7542	353	4890	10334	2817	2765	1472	4510	2023	2044	1974	2538	57242

5. Unable to afford needed medical care.

[VAR: HRDSHP5]

<u>RESPONSE</u>	<u>PUNCH</u>	<u>YEAR</u>														
		<u>1972-82</u>	<u>1982B</u>	<u>1983-87</u>	<u>1987B</u>	<u>1988-91</u>	<u>1993-98</u>	<u>2000</u>	<u>2002</u>	<u>2004</u>	<u>2006</u>	<u>2008</u>	<u>2010</u>	<u>2012</u>	<u>2014</u>	<u>ALL</u>
Yes	1	0	0	0	0	72	0	0	0	161	0	0	0	0	0	233
No	2	0	0	0	0	939	0	0	0	1171	0	0	0	0	0	2110
No answer	9	0	0	0	0	6	0	0	0	8	0	0	0	0	0	14
Not applicable	IAP	13626	354	7542	353	4890	10334	2817	2765	1472	4510	2023	2044	1974	2538	57242

6. Lacked health insurance coverage (e.g. Medicare, Medicaid, Blue Cross, an HMO, etc.).

[VAR: HRDSHP6]

<u>RESPONSE</u>	<u>PUNCH</u>	<u>YEAR</u>														
		<u>1972-82</u>	<u>1982B</u>	<u>1983-87</u>	<u>1987B</u>	<u>1988-91</u>	<u>1993-98</u>	<u>2000</u>	<u>2002</u>	<u>2004</u>	<u>2006</u>	<u>2008</u>	<u>2010</u>	<u>2012</u>	<u>2014</u>	<u>ALL</u>
Yes	1	0	0	0	0	122	0	0	0	246	0	0	0	0	0	368
No	2	0	0	0	0	888	0	0	0	1086	0	0	0	0	0	1974
No answer	9	0	0	0	0	7	0	0	0	8	0	0	0	0	0	15
Not applicable	IAP	13626	354	7542	353	4890	10334	2817	2765	1472	4510	2023	2044	1974	2538	57242

7. Had to temporarily live with others or in a shelter or "on the street."

[VAR: HRDSHP7]

<u>RESPONSE</u>	<u>PUNCH</u>	<u>YEAR</u>														
		<u>1972-82</u>	<u>1982B</u>	<u>1983-87</u>	<u>1987B</u>	<u>1988-91</u>	<u>1993-98</u>	<u>2000</u>	<u>2002</u>	<u>2004</u>	<u>2006</u>	<u>2008</u>	<u>2010</u>	<u>2012</u>	<u>2014</u>	<u>ALL</u>
Yes	1	0	0	0	0	26	0	0	0	55	0	0	0	0	0	81
No	2	0	0	0	0	986	0	0	0	1277	0	0	0	0	0	2263
No answer	9	0	0	0	0	5	0	0	0	8	0	0	0	0	0	13
Not applicable	IAP	13626	354	7542	353	4890	10334	2817	2765	1472	4510	2023	2044	1974	2538	57242

E. What about family and personal relationships? During the last year, did you...

1. Have serious trouble with your husband/wife/partner.

[VAR: FAMPER1]

<u>RESPONSE</u>	<u>PUNCH</u>	<u>YEAR</u>														
		<u>1972-82</u>	<u>1982B</u>	<u>1983-87</u>	<u>1987B</u>	<u>1988-91</u>	<u>1993-98</u>	<u>2000</u>	<u>2002</u>	<u>2004</u>	<u>2006</u>	<u>2008</u>	<u>2010</u>	<u>2012</u>	<u>2014</u>	<u>ALL</u>
Yes	1	0	0	0	0	76	0	0	0	118	0	0	0	0	0	194
No	2	0	0	0	0	928	0	0	0	1211	0	0	0	0	0	2139
Don't know	8	0	0	0	0	0	0	0	0	1	0	0	0	0	0	1
No answer	9	0	0	0	0	13	0	0	0	10	0	0	0	0	0	23
Not applicable	IAP	13626	354	7542	353	4890	10334	2817	2765	1472	4510	2023	2044	1974	2538	57242

2. Separate from your husband/wife/partner.

[VAR: FAMPER2]

<u>RESPONSE</u>	<u>PUNCH</u>	<u>YEAR</u>														
		<u>1972-82</u>	<u>1982B</u>	<u>1983-87</u>	<u>1987B</u>	<u>1988-91</u>	<u>1993-98</u>	<u>2000</u>	<u>2002</u>	<u>2004</u>	<u>2006</u>	<u>2008</u>	<u>2010</u>	<u>2012</u>	<u>2014</u>	<u>ALL</u>
Yes	1	0	0	0	0	56	0	0	0	114	0	0	0	0	0	170
No	2	0	0	0	0	947	0	0	0	1213	0	0	0	0	0	2160
Don't know	8	0	0	0	0	0	0	0	0	1	0	0	0	0	0	1
No answer	9	0	0	0	0	14	0	0	0	12	0	0	0	0	0	26
Not applicable	IAP	13626	354	7542	353	4890	10334	2817	2765	1472	4510	2023	2044	1974	2538	57242

3. Break up with a steady boyfriend/girlfriend or fiance(e).

[VAR: FAMPER3]

<u>RESPONSE</u>	<u>PUNCH</u>	<u>YEAR</u>														
		<u>1972-82</u>	<u>1982B</u>	<u>1983-87</u>	<u>1987B</u>	<u>1988-91</u>	<u>1993-98</u>	<u>2000</u>	<u>2002</u>	<u>2004</u>	<u>2006</u>	<u>2008</u>	<u>2010</u>	<u>2012</u>	<u>2014</u>	<u>ALL</u>
Yes	1	0	0	0	0	52	0	0	0	124	0	0	0	0	0	176
No	2	0	0	0	0	958	0	0	0	1207	0	0	0	0	0	2165
No answer	9	0	0	0	0	7	0	0	0	9	0	0	0	0	0	16
Not applicable	IAP	13626	354	7542	353	4890	10334	2817	2765	1472	4510	2023	2044	1974	2538	57242

4. Have serious trouble with a child.

[VAR: FAMPER4]

<u>RESPONSE</u>	<u>PUNCH</u>	<u>YEAR</u>														
		<u>1972-82</u>	<u>1982B</u>	<u>1983-87</u>	<u>1987B</u>	<u>1988-91</u>	<u>1993-98</u>	<u>2000</u>	<u>2002</u>	<u>2004</u>	<u>2006</u>	<u>2008</u>	<u>2010</u>	<u>2012</u>	<u>2014</u>	<u>ALL</u>
Yes	1	0	0	0	0	49	0	0	0	86	0	0	0	0	0	135
No	2	0	0	0	0	958	0	0	0	1242	0	0	0	0	0	2200
No answer	9	0	0	0	0	10	0	0	0	12	0	0	0	0	0	22
Not applicable	IAP	13626	354	7542	353	4890	10334	2817	2765	1472	4510	2023	2044	1974	2538	57242

5. Have serious trouble with a close friend.

[VAR: FAMPER5]

<u>RESPONSE</u>	<u>PUNCH</u>	<u>YEAR</u>														
		<u>1972-82</u>	<u>1982B</u>	<u>1983-87</u>	<u>1987B</u>	<u>1988-91</u>	<u>1993-98</u>	<u>2000</u>	<u>2002</u>	<u>2004</u>	<u>2006</u>	<u>2008</u>	<u>2010</u>	<u>2012</u>	<u>2014</u>	<u>ALL</u>
Yes	1	0	0	0	0	49	0	0	0	84	0	0	0	0	0	133
No	2	0	0	0	0	963	0	0	0	1248	0	0	0	0	0	2211
No answer	9	0	0	0	0	5	0	0	0	8	0	0	0	0	0	13
Not applicable	IAP	13626	354	7542	353	4890	10334	2817	2765	1472	4510	2023	2044	1974	2538	57242

6. Did you obtain a divorce or separation during the last 12 months, that is since (CURRENT MONTH) 2003?

[VAR: FAMPER6]

<u>RESPONSE</u>	<u>PUNCH</u>	<u>YEAR</u>														
		<u>1972-82</u>	<u>1982B</u>	<u>1983-87</u>	<u>1987B</u>	<u>1988-91</u>	<u>1993-98</u>	<u>2000</u>	<u>2002</u>	<u>2004</u>	<u>2006</u>	<u>2008</u>	<u>2010</u>	<u>2012</u>	<u>2014</u>	<u>ALL</u>
Yes	1	0	0	0	0	0	0	0	0	48	0	0	0	0	0	48
No	2	0	0	0	0	0	0	0	0	1285	0	0	0	0	0	1285
No answer	9	0	0	0	0	0	0	0	0	7	0	0	0	0	0	7
Not applicable	IAP	13626	354	7542	353	<u>5907</u>	10334	2817	2765	1472	4510	2023	2044	1974	2538	58259

F. Next, did any of the following criminal or legal events occur to you since (CURRENT MONTH), (1990/2003)...

1. A robbery (e.g. a mugging or stick-up).

[VAR: LAW1]

<u>RESPONSE</u>	<u>PUNCH</u>	<u>YEAR</u>														
		<u>1972-82</u>	<u>1982B</u>	<u>1983-87</u>	<u>1987B</u>	<u>1988-91</u>	<u>1993-98</u>	<u>2000</u>	<u>2002</u>	<u>2004</u>	<u>2006</u>	<u>2008</u>	<u>2010</u>	<u>2012</u>	<u>2014</u>	<u>ALL</u>
Yes	1	0	0	0	0	35	0	0	0	53	0	0	0	0	0	88
No	2	0	0	0	0	978	0	0	0	1280	0	0	0	0	0	2258
No answer	9	0	0	0	0	4	0	0	0	7	0	0	0	0	0	11
Not applicable	IAP	13626	354	7542	353	4890	10334	2817	2765	1472	4510	2023	2044	1974	2538	57242

2. A personal assault (e.g. being beaten up, hit, or attacked with a weapon).

[VAR: LAW2]

<u>RESPONSE</u>	<u>PUNCH</u>	<u>YEAR</u>														
		<u>1972-82</u>	<u>1982B</u>	<u>1983-87</u>	<u>1987B</u>	<u>1988-91</u>	<u>1993-98</u>	<u>2000</u>	<u>2002</u>	<u>2004</u>	<u>2006</u>	<u>2008</u>	<u>2010</u>	<u>2012</u>	<u>2014</u>	<u>ALL</u>
Yes	1	0	0	0	0	22	0	0	0	37	0	0	0	0	0	59
No	2	0	0	0	0	991	0	0	0	1296	0	0	0	0	0	2287
No answer	9	0	0	0	0	4	0	0	0	7	0	0	0	0	0	11
Not applicable	IAP	13626	354	7542	353	4890	10334	2817	2765	1472	4510	2023	2044	1974	2538	57242

3. Your home burglarized or broken into.

[VAR: LAW3]

<u>RESPONSE</u>	<u>PUNCH</u>	<u>YEAR</u>														
		<u>1972-82</u>	<u>1982B</u>	<u>1983-87</u>	<u>1987B</u>	<u>1988-91</u>	<u>1993-98</u>	<u>2000</u>	<u>2002</u>	<u>2004</u>	<u>2006</u>	<u>2008</u>	<u>2010</u>	<u>2012</u>	<u>2014</u>	<u>ALL</u>
Yes	1	0	0	0	0	47	0	0	0	57	0	0	0	0	0	104
No	2	0	0	0	0	966	0	0	0	1276	0	0	0	0	0	2242
No answer	9	0	0	0	0	4	0	0	0	7	0	0	0	0	0	11
Not applicable	IAP	13626	354	7542	353	4890	10334	2817	2765	1472	4510	2023	2044	1974	2538	57242

4. Accused of something for which a person might be sent to jail.

[VAR: LAW4]

<u>RESPONSE</u>	<u>PUNCH</u>	<u>YEAR</u>														
		<u>1972-82</u>	<u>1982B</u>	<u>1983-87</u>	<u>1987B</u>	<u>1988-91</u>	<u>1993-98</u>	<u>2000</u>	<u>2002</u>	<u>2004</u>	<u>2006</u>	<u>2008</u>	<u>2010</u>	<u>2012</u>	<u>2014</u>	<u>ALL</u>
Yes	1	0	0	0	0	14	0	0	0	21	0	0	0	0	0	35
No	2	0	0	0	0	999	0	0	0	1312	0	0	0	0	0	2311
No answer	9	0	0	0	0	4	0	0	0	7	0	0	0	0	0	11
Not applicable	IAP	13626	354	7542	353	4890	10334	2817	2765	1472	4510	2023	2044	1974	2538	57242

5. Arrested.

[VAR: LAW5]

<u>RESPONSE</u>	<u>PUNCH</u>	<u>YEAR</u>														
		<u>1972-82</u>	<u>1982B</u>	<u>1983-87</u>	<u>1987B</u>	<u>1988-91</u>	<u>1993-98</u>	<u>2000</u>	<u>2002</u>	<u>2004</u>	<u>2006</u>	<u>2008</u>	<u>2010</u>	<u>2012</u>	<u>2014</u>	<u>ALL</u>
Yes	1	0	0	0	0	22	0	0	0	24	0	0	0	0	0	46
No	2	0	0	0	0	991	0	0	0	1309	0	0	0	0	0	2300
No answer	9	0	0	0	0	4	0	0	0	7	0	0	0	0	0	11
Not applicable	IAP	13626	354	7542	353	4890	10334	2817	2765	1472	4510	2023	2044	1974	2538	57242

6. Sued in a civil (non-criminal) case.

[VAR: LAW6]

<u>RESPONSE</u>	<u>PUNCH</u>	<u>YEAR</u>														
		<u>1972-82</u>	<u>1982B</u>	<u>1983-87</u>	<u>1987B</u>	<u>1988-91</u>	<u>1993-98</u>	<u>2000</u>	<u>2002</u>	<u>2004</u>	<u>2006</u>	<u>2008</u>	<u>2010</u>	<u>2012</u>	<u>2014</u>	<u>ALL</u>
Yes	1	0	0	0	0	19	0	0	0	12	0	0	0	0	0	31
No	2	0	0	0	0	994	0	0	0	1321	0	0	0	0	0	2315
No answer	9	0	0	0	0	4	0	0	0	7	0	0	0	0	0	11
Not applicable	IAP	13626	354	7542	353	4890	10334	2817	2765	1472	4510	2023	2044	1974	2538	57242

7. Your child was arrested or got in trouble with the law.

[VAR: LAW7]

<u>RESPONSE</u>	<u>PUNCH</u>	<u>YEAR</u>														
		<u>1972-82</u>	<u>1982B</u>	<u>1983-87</u>	<u>1987B</u>	<u>1988-91</u>	<u>1993-98</u>	<u>2000</u>	<u>2002</u>	<u>2004</u>	<u>2006</u>	<u>2008</u>	<u>2010</u>	<u>2012</u>	<u>2014</u>	<u>ALL</u>
Yes	1	0	0	0	0	23	0	0	0	49	0	0	0	0	0	72
No	2	0	0	0	0	984	0	0	0	1278	0	0	0	0	0	2262
Don't know	8	0	0	0	0	0	0	0	0	2	0	0	0	0	0	2
No answer	9	0	0	0	0	10	0	0	0	11	0	0	0	0	0	21
Not applicable	IAP	13626	354	7542	353	4890	10334	2817	2765	1472	4510	2023	2044	1974	2538	57242

G. What about things concerning where you live? During the last year, did any of the following happen?

1. Your home destroyed or heavily damaged due to fire, flood, or other disaster.

[VAR: LIVE1]

<u>RESPONSE</u>	<u>PUNCH</u>	<u>YEAR</u>														
		<u>1972-82</u>	<u>1982B</u>	<u>1983-87</u>	<u>1987B</u>	<u>1988-91</u>	<u>1993-98</u>	<u>2000</u>	<u>2002</u>	<u>2004</u>	<u>2006</u>	<u>2008</u>	<u>2010</u>	<u>2012</u>	<u>2014</u>	<u>ALL</u>
Yes	1	0	0	0	0	23	0	0	0	29	0	0	0	0	0	52
No	2	0	0	0	0	991	0	0	0	1304	0	0	0	0	0	2295
No answer	9	0	0	0	0	3	0	0	0	7	0	0	0	0	0	10
Not applicable	IAP	13626	354	7542	353	4890	10334	2817	2765	1472	4510	2023	2044	1974	2538	57242

2. Your home in poor condition (e.g. leaks, broken windows, insects, heating breakdowns, exposed wires, etc.)

[VAR: LIVE2]

<u>RESPONSE</u>	<u>PUNCH</u>	<u>YEAR</u>														
		<u>1972-82</u>	<u>1982B</u>	<u>1983-87</u>	<u>1987B</u>	<u>1988-91</u>	<u>1993-98</u>	<u>2000</u>	<u>2002</u>	<u>2004</u>	<u>2006</u>	<u>2008</u>	<u>2010</u>	<u>2012</u>	<u>2014</u>	<u>ALL</u>
Yes	1	0	0	0	0	63	0	0	0	85	0	0	0	0	0	148
No	2	0	0	0	0	951	0	0	0	1246	0	0	0	0	0	2197
No answer	9	0	0	0	0	3	0	0	0	9	0	0	0	0	0	12
Not applicable	IAP	13626	354	7542	353	4890	10334	2817	2765	1472	4510	2023	2044	1974	2538	57242

3. Major home repairs (e.g. replaced furnace, new roof).

[VAR: LIVE3]

<u>RESPONSE</u>	<u>PUNCH</u>	<u>YEAR</u>														
		<u>1972-82</u>	<u>1982B</u>	<u>1983-87</u>	<u>1987B</u>	<u>1988-91</u>	<u>1993-98</u>	<u>2000</u>	<u>2002</u>	<u>2004</u>	<u>2006</u>	<u>2008</u>	<u>2010</u>	<u>2012</u>	<u>2014</u>	<u>ALL</u>
Yes	1	0	0	0	0	138	0	0	0	214	0	0	0	0	0	352
No	2	0	0	0	0	875	0	0	0	1119	0	0	0	0	0	1994
No answer	9	0	0	0	0	4	0	0	0	7	0	0	0	0	0	11
Not applicable	IAP	13626	354	7542	353	4890	10334	2817	2765	1472	4510	2023	2044	1974	2538	57242

4. Serious trouble with a landlord or building manager.

[VAR: LIVE4]

<u>RESPONSE</u>	<u>PUNCH</u>	<u>YEAR</u>														
		<u>1972-82</u>	<u>1982B</u>	<u>1983-87</u>	<u>1987B</u>	<u>1988-91</u>	<u>1993-98</u>	<u>2000</u>	<u>2002</u>	<u>2004</u>	<u>2006</u>	<u>2008</u>	<u>2010</u>	<u>2012</u>	<u>2014</u>	<u>ALL</u>
Yes	1	0	0	0	0	26	0	0	0	31	0	0	0	0	0	57
No	2	0	0	0	0	986	0	0	0	1302	0	0	0	0	0	2288
No answer	9	0	0	0	0	5	0	0	0	7	0	0	0	0	0	12
Not applicable	IAP	13626	354	7542	353	4890	10334	2817	2765	1472	4510	2023	2044	1974	2538	57242

H. And finally, since (CURRENT MONTH), (1990/2003), did any of the following occur to you?

1. Discriminated against because of your race or nationality, sex, or for a similar reason.

[VAR: OTH1]

<u>RESPONSE</u>	<u>PUNCH</u>	<u>YEAR</u>														
		<u>1972-82</u>	<u>1982B</u>	<u>1983-87</u>	<u>1987B</u>	<u>1988-91</u>	<u>1993-98</u>	<u>2000</u>	<u>2002</u>	<u>2004</u>	<u>2006</u>	<u>2008</u>	<u>2010</u>	<u>2012</u>	<u>2014</u>	<u>ALL</u>
Yes	1	0	0	0	0	60	0	0	0	69	0	0	0	0	0	129
No	2	0	0	0	0	953	0	0	0	1261	0	0	0	0	0	2214
Don't know	8	0	0	0	0	0	0	0	0	3	0	0	0	0	0	3
No answer	9	0	0	0	0	4	0	0	0	7	0	0	0	0	0	11
Not applicable	IAP	13626	354	7542	353	4890	10334	2817	2765	1472	4510	2023	2044	1974	2538	57242

2. Unable to get into school or training program.

[VAR: OTH2]

<u>RESPONSE</u>	<u>PUNCH</u>	<u>YEAR</u>														
		<u>1972-82</u>	<u>1982B</u>	<u>1983-87</u>	<u>1987B</u>	<u>1988-91</u>	<u>1993-98</u>	<u>2000</u>	<u>2002</u>	<u>2004</u>	<u>2006</u>	<u>2008</u>	<u>2010</u>	<u>2012</u>	<u>2014</u>	<u>ALL</u>
Yes	1	0	0	0	0	21	0	0	0	34	0	0	0	0	0	55
No	2	0	0	0	0	990	0	0	0	1299	0	0	0	0	0	2289
No answer	9	0	0	0	0	6	0	0	0	7	0	0	0	0	0	13
Not applicable	IAP	13626	354	7542	353	4890	10334	2817	2765	1472	4510	2023	2044	1974	2538	57242

3. Child had serious trouble in school (e.g. failing, dropping out, expelled, held back).

[VAR: OTH3]

<u>RESPONSE</u>	<u>PUNCH</u>	<u>YEAR</u>														
		<u>1972-82</u>	<u>1982B</u>	<u>1983-87</u>	<u>1987B</u>	<u>1988-91</u>	<u>1993-98</u>	<u>2000</u>	<u>2002</u>	<u>2004</u>	<u>2006</u>	<u>2008</u>	<u>2010</u>	<u>2012</u>	<u>2014</u>	<u>ALL</u>
Yes	1	0	0	0	0	28	0	0	0	55	0	0	0	0	0	83
No	2	0	0	0	0	977	0	0	0	1274	0	0	0	0	0	2251
No answer	9	0	0	0	0	12	0	0	0	11	0	0	0	0	0	23
Not applicable	IAP	13626	354	7542	353	4890	10334	2817	2765	1472	4510	2023	2044	1974	2538	57242

4. Needed, but unable to use, public transportation to get to work, shop, etc.

[VAR: OTH4]

<u>RESPONSE</u>	<u>PUNCH</u>	<u>YEAR</u>														
		<u>1972-82</u>	<u>1982B</u>	<u>1983-87</u>	<u>1987B</u>	<u>1988-91</u>	<u>1993-98</u>	<u>2000</u>	<u>2002</u>	<u>2004</u>	<u>2006</u>	<u>2008</u>	<u>2010</u>	<u>2012</u>	<u>2014</u>	<u>ALL</u>
Yes	1	0	0	0	0	41	0	0	0	42	0	0	0	0	0	83
No	2	0	0	0	0	971	0	0	0	1288	0	0	0	0	0	2259
Don't know	8	0	0	0	0	0	0	0	0	3	0	0	0	0	0	3
No answer	9	0	0	0	0	5	0	0	0	7	0	0	0	0	0	12
Not applicable	IAP	13626	354	7542	353	4890	10334	2817	2765	1472	4510	2023	2044	1974	2538	57242

[VAR: EXTRA1] (CONTINUED)

<u>RESPONSE</u>	<u>PUNCH</u>	<u>YEAR</u>													
		<u>1972-82</u>	<u>1982B</u>	<u>1983-87</u>	<u>1987B</u>	<u>1988-91</u>	<u>1993-98</u>	<u>2000</u>	<u>2002</u>	<u>2004</u>	<u>2006</u>	<u>2008</u>	<u>2010</u>	<u>2012</u>	<u>2014</u>
Lost job	23	0	0	0	0	0	0	0	0	0	0	0	0	0	0
Too little work	24	0	0	0	0	0	0	0	0	1	0	0	0	0	1
Too much work	25	0	0	0	0	0	0	0	0	1	0	0	0	0	1
Work related	26	0	0	0	0	4	0	0	0	18	0	0	0	0	22
New job	27	0	0	0	0	0	0	0	0	1	0	0	0	0	1
Problems with one's business	28	0	0	0	0	4	0	0	0	2	0	0	0	0	6
Job insecurity	29	0	0	0	0	0	0	0	0	1	0	0	0	0	1
Finances	30	0	0	0	0	59	0	0	0	68	0	0	0	0	127
Debt	31	0	0	0	0	3	0	0	0	3	0	0	0	0	6
Car expenses	40	0	0	0	0	2	0	0	0	0	0	0	0	0	2
Taxes	41	0	0	0	0	3	0	0	0	0	0	0	0	0	3
Heating expenses	42	0	0	0	0	1	0	0	0	0	0	0	0	0	1
School expenses	47	0	0	0	0	0	0	0	0	2	0	0	0	0	2
Other expenses	48	0	0	0	0	0	0	0	0	0	0	0	0	0	0
Insurance	50	0	0	0	0	0	0	0	0	1	0	0	0	0	1
Life insurance	51	0	0	0	0	1	0	0	0	0	0	0	0	0	1
Car insurance	52	0	0	0	0	0	0	0	0	0	0	0	0	0	0
Other financial problems	55	0	0	0	0	1	0	0	0	2	0	0	0	0	3
No water	60	0	0	0	0	0	0	0	0	0	0	0	0	0	0
Lack of heat	61	0	0	0	0	1	0	0	0	0	0	0	0	0	1
Broken appliances	62	0	0	0	0	0	0	0	0	0	0	0	0	0	0
No phone	63	0	0	0	0	2	0	0	0	0	0	0	0	0	2
Lack of clothing	64	0	0	0	0	0	0	0	0	0	0	0	0	0	0
Lack of medical coverage	65	0	0	0	0	0	0	0	0	1	0	0	0	0	1
Lack of housing	66	0	0	0	0	0	0	0	0	0	0	0	0	0	0
Family	70	0	0	0	0	4	0	0	0	7	0	0	0	0	11
Adoption	71	0	0	0	0	0	0	0	0	0	0	0	0	0	0
New baby	72	0	0	0	0	1	0	0	0	2	0	0	0	0	3
Children	73	0	0	0	0	13	0	0	0	17	0	0	0	0	30
Child care	74	0	0	0	0	3	0	0	0	1	0	0	0	0	4
Child leaving home	75	0	0	0	0	3	0	0	0	0	0	0	0	0	3
Child unemployed	76	0	0	0	0	0	0	0	0	1	0	0	0	0	1
Raising relative's child	77	0	0	0	0	0	0	0	0	0	0	0	0	0	0
Child taken by the govt.	78	0	0	0	0	1	0	0	0	0	0	0	0	0	1
Marital	80	0	0	0	0	4	0	0	0	2	0	0	0	0	6
Separation	81	0	0	0	0	0	0	0	0	2	0	0	0	0	2

[VAR: EXTRA1] (CONTINUED)

<u>RESPONSE</u>	<u>PUNCH</u>	<u>YEAR</u>														
		<u>1972-82</u>	<u>1982B</u>	<u>1983-87</u>	<u>1987B</u>	<u>1988-91</u>	<u>1993-98</u>	<u>2000</u>	<u>2002</u>	<u>2004</u>	<u>2006</u>	<u>2008</u>	<u>2010</u>	<u>2012</u>	<u>2014</u>	<u>ALL</u>
Divorce	83	0	0	0	0	2	0	0	0	0	0	0	0	0	0	2
Child custody	84	0	0	0	0	2	0	0	0	1	0	0	0	0	0	3
Child adjust to remarriage	85	0	0	0	0	2	0	0	0	0	0	0	0	0	0	2
Child support	86	0	0	0	0	3	0	0	0	1	0	0	0	0	0	4
Parents	90	0	0	0	0	3	0	0	0	2	0	0	0	0	0	5
Parent(s) in care facility	91	0	0	0	0	0	0	0	0	3	0	0	0	0	0	3
Care for sick/old relative	92	0	0	0	0	0	0	0	0	1	0	0	0	0	0	1
Siblings	93	0	0	0	0	2	0	0	0	4	0	0	0	0	0	6
Other relatives	94	0	0	0	0	1	0	0	0	3	0	0	0	0	0	4
Unable to visit relatives	95	0	0	0	0	0	0	0	0	0	0	0	0	0	0	0
Involuntary separation	96	0	0	0	0	0	0	0	0	1	0	0	0	0	0	1
Friend	100	0	0	0	0	1	0	0	0	1	0	0	0	0	0	2
Finding boy/girlfriend	101	0	0	0	0	0	0	0	0	1	0	0	0	0	0	1
Finding spouse	102	0	0	0	0	0	0	0	0	0	0	0	0	0	0	0
Boy/girlfriend	103	0	0	0	0	0	0	0	0	3	0	0	0	0	0	3
False paternity claim/suit	104	0	0	0	0	1	0	0	0	0	0	0	0	0	0	1
Neighbor	110	0	0	0	0	2	0	0	0	2	0	0	0	0	0	4
Too little time	120	0	0	0	0	3	0	0	0	2	0	0	0	0	0	5
Personal	130	0	0	0	0	1	0	0	0	2	0	0	0	0	0	3
Lonely	131	0	0	0	0	3	0	0	0	1	0	0	0	0	0	4
Depressed	132	0	0	0	0	2	0	0	0	1	0	0	0	0	0	3
Boredom	133	0	0	0	0	0	0	0	0	1	0	0	0	0	0	1
Emotional Stress	134	0	0	0	0	0	0	0	0	1	0	0	0	0	0	1
Crime victim	140	0	0	0	0	8	0	0	0	7	0	0	0	0	0	15
Crime in Neighborhood/Work	150	0	0	0	0	3	0	0	0	0	0	0	0	0	0	3
Drugs	151	0	0	0	0	2	0	0	0	0	0	0	0	0	0	2
Criminal punishment	160	0	0	0	0	2	0	0	0	0	0	0	0	0	0	2
Loss of driver's license	161	0	0	0	0	0	0	0	0	1	0	0	0	0	0	1
Lawsuit	165	0	0	0	0	1	0	0	0	0	0	0	0	0	0	1
Bothered by police	166	0	0	0	0	0	0	0	0	2	0	0	0	0	0	2
Housing	170	0	0	0	0	0	0	0	0	5	0	0	0	0	0	5
Fire	171	0	0	0	0	1	0	0	0	0	0	0	0	0	0	1
Natural disaster	172	0	0	0	0	0	0	0	0	5	0	0	0	0	0	5
Home repairs	175	0	0	0	0	4	0	0	0	6	0	0	0	0	0	10
Remodeling/addition	176	0	0	0	0	3	0	0	0	1	0	0	0	0	0	4
Neighborhood	180	0	0	0	0	1	0	0	0	2	0	0	0	0	0	3
Moving	190	0	0	0	0	0	0	0	0	11	0	0	0	0	0	11

[VAR: EXTRA2] (CONTINUED)

<u>RESPONSE</u>	<u>PUNCH</u>	<u>YEAR</u>														
		<u>1972-82</u>	<u>1982B</u>	<u>1983-87</u>	<u>1987B</u>	<u>1988-91</u>	<u>1993-98</u>	<u>2000</u>	<u>2002</u>	<u>2004</u>	<u>2006</u>	<u>2008</u>	<u>2010</u>	<u>2012</u>	<u>2014</u>	<u>ALL</u>
Lost job	23	0	0	0	0	0	0	0	0	4	0	0	0	0	0	4
Too little work	24	0	0	0	0	0	0	0	0	1	0	0	0	0	0	1
Too much work	25	0	0	0	0	0	0	0	0	0	0	0	0	0	0	0
Work related	26	0	0	0	0	8	0	0	0	11	0	0	0	0	0	19
New job	27	0	0	0	0	1	0	0	0	0	0	0	0	0	0	1
Problems with one's business	28	0	0	0	0	0	0	0	0	2	0	0	0	0	0	2
Job Insecurity	29	0	0	0	0	0	0	0	0	0	0	0	0	0	0	0
Finances	30	0	0	0	0	23	0	0	0	30	0	0	0	0	0	53
Debt	31	0	0	0	0	0	0	0	0	1	0	0	0	0	0	1
Car expenses	40	0	0	0	0	1	0	0	0	5	0	0	0	0	0	6
Taxes	41	0	0	0	0	1	0	0	0	1	0	0	0	0	0	2
Heating expenses	42	0	0	0	0	2	0	0	0	1	0	0	0	0	0	3
Medical expenses	43	0	0	0	0	5	0	0	0	3	0	0	0	0	0	8
Housing expenses	44	0	0	0	0	2	0	0	0	2	0	0	0	0	0	4
Clothing expenses	45	0	0	0	0	0	0	0	0	0	0	0	0	0	0	0
Food expenses	46	0	0	0	0	0	0	0	0	2	0	0	0	0	0	2
School expenses	47	0	0	0	0	0	0	0	0	1	0	0	0	0	0	1
Other expenses	48	0	0	0	0	1	0	0	0	0	0	0	0	0	0	1
Insurance	50	0	0	0	0	0	0	0	0	8	0	0	0	0	0	8
Life insurance	51	0	0	0	0	0	0	0	0	0	0	0	0	0	0	0
Car insurance	52	0	0	0	0	1	0	0	0	0	0	0	0	0	0	1
Other financial problems	55	0	0	0	0	1	0	0	0	0	0	0	0	0	0	1
No water	60	0	0	0	0	0	0	0	0	0	0	0	0	0	0	0
Lack of heat	61	0	0	0	0	0	0	0	0	0	0	0	0	0	0	0
Broken appliances	62	0	0	0	0	1	0	0	0	1	0	0	0	0	0	2
No phone	63	0	0	0	0	0	0	0	0	0	0	0	0	0	0	0
Lack of clothing	64	0	0	0	0	1	0	0	0	0	0	0	0	0	0	1
Lack of medical coverage	65	0	0	0	0	0	0	0	0	0	0	0	0	0	0	0
Lack of housing	66	0	0	0	0	0	0	0	0	0	0	0	0	0	0	0
Family	70	0	0	0	0	3	0	0	0	6	0	0	0	0	0	9
Adoption	71	0	0	0	0	1	0	0	0	0	0	0	0	0	0	1
New baby	72	0	0	0	0	0	0	0	0	1	0	0	0	0	0	1
Children	73	0	0	0	0	5	0	0	0	14	0	0	0	0	0	19
Child care	74	0	0	0	0	2	0	0	0	0	0	0	0	0	0	2
Child leaving home	75	0	0	0	0	1	0	0	0	2	0	0	0	0	0	3
Child unemployed	76	0	0	0	0	0	0	0	0	1	0	0	0	0	0	1

[VAR: EXTRA2] (CONTINUED)

<u>RESPONSE</u>	<u>PUNCH</u>	<u>YEAR</u>														
		<u>1972-82</u>	<u>1982B</u>	<u>1983-87</u>	<u>1987B</u>	<u>1988-91</u>	<u>1993-98</u>	<u>2000</u>	<u>2002</u>	<u>2004</u>	<u>2006</u>	<u>2008</u>	<u>2010</u>	<u>2012</u>	<u>2014</u>	<u>ALL</u>
Home repairs	175	0	0	0	0	3	0	0	0	1	0	0	0	0	0	4
Remodeling/addition	176	0	0	0	0	0	0	0	0	0	0	0	0	0	0	0
Neighborhood	180	0	0	0	0	0	0	0	0	0	0	0	0	0	0	0
Moving	190	0	0	0	0	1	0	0	0	5	0	0	0	0	0	6
Wanted to move/buy home	191	0	0	0	0	2	0	0	0	0	0	0	0	0	0	2
Other residential	192	0	0	0	0	0	0	0	0	0	0	0	0	0	0	0
School	200	0	0	0	0	1	0	0	0	4	0	0	0	0	0	5
Children's schooling	201	0	0	0	0	0	0	0	0	1	0	0	0	0	0	1
Other school	202	0	0	0	0	1	0	0	0	0	0	0	0	0	0	1
Transportation	210	0	0	0	0	3	0	0	0	8	0	0	0	0	0	11
Lack of car	211	0	0	0	0	0	0	0	0	0	0	0	0	0	0	0
No help with chores, etc.	220	0	0	0	0	2	0	0	0	0	0	0	0	0	0	2
Discrimination	230	0	0	0	0	0	0	0	0	0	0	0	0	0	0	0
Government	235	0	0	0	0	1	0	0	0	2	0	0	0	0	0	3
War	237	0	0	0	0	2	0	0	0	0	0	0	0	0	0	2
Miscellaneous	240	0	0	0	0	2	0	0	0	10	0	0	0	0	0	12
Can't understand answer	995	0	0	0	0	1	0	0	0	0	0	0	0	0	0	1
No problems	996	0	0	0	0	871	0	0	0	1112	0	0	0	0	0	1983
No answer	999	0	0	0	0	0	0	0	0	5	0	0	0	0	0	5
Not applicable	IAP	13626	354	7542	353	4890	10334	2817	2765	1472	4510	2023	2044	1974	2538	57242

**INCOME
(POVLIN-MINTHREE)**

1839. A. Poverty Status of Household

[VAR: POVLIN]

RESPONSE	PUNCH	YEAR														
		1972-82	1982B	1983-87	1987B	1988-91	1993-98	2000	2002	2004	2006	2008	2010	2012	2014	ALL
Poor	1	1103	106	898	100	639	186	0	0	0	0	0	0	0	0	3032
Poor-Imputed	2	221	8	42	4	11	3	0	0	0	0	0	0	0	0	289
Non-poor	3	10563	188	5733	201	4530	1231	0	0	0	0	0	0	0	0	22446
Non-poor-Imputed	4	696	27	533	27	506	113	0	0	0	0	0	0	0	0	1902
Borderline	5	900	22	266	13	183	42	0	0	0	0	0	0	0	0	1426
Borderline-Imputed	6	26	0	5	0	2		0	0	0	0	0	0	0	0	33
Not imputed, NAD	IAP	117	3	65	8	36	8759	2817	2765	2812	4510	2023	2044	1974	2538	30471

B. Income Deficit of Household

[VAR: INCDEF]

RESPONSE	PUNCH	YEAR														
		1972-82	1982B	1983-87	1987B	1988-91	1993-98	2000	2002	2004	2006	2008	2010	2012	2014	ALL
-\$10,000	1	5	6	38	8	67	43	0	0	0	0	0	0	0	0	167
-\$10,000 to -\$5,000	2	82	33	192	28	221	106	0	0	0	0	0	0	0	0	662
-\$4,999 to -\$1,000	3	890	49	578	57	368	107	0	0	0	0	0	0	0	0	2049
-\$999 to +\$999	4	1342	43	418	23	261	55	0	0	0	0	0	0	0	0	2142
+\$1,000 to \$4,999	5	2441	41	780	41	518	132	0	0	0	0	0	0	0	0	3953
+\$5,000 to \$10,000	6	3078	50	892	42	600	107	0	0	0	0	0	0	0	0	4769
+\$10,000	7	2996	37	1481	48	979	163	0	0	0	0	0	0	0	0	5704
20,000 +	8	1690	54	2499	65	2302	741	0	0	0	0	0	0	0	0	7351
Not imputed, NAD	IAP	1102	41	664	41	591	8880	2817	2765	2812	4510	2023	2044	1974	2538	32802

REMARKS: POVLIN and INCDEF used government definitions of poverty status to classify households. Imputed cases (codes 2,4,6 on POVLIN) calculated poverty status based on estimated income values. Borderline cases (Codes 5,6 on POVLIN) are those whose income category straddled the poverty line cut-off (e.g. a household income of income \$10,000 to \$14,000 in 1976 when the line was at \$12,493 for a family of 9 with 2 children). Note that negative values for INCDEF indicate that the respondent's household is below the poverty line. For full details see Appendix T, GSS methodological Report No. 57.

1840. Family income on 1972-2006 surveys in constant dollars (base = 1986)

[VAR: REALINC]

RESPONSE	PUNCH	YEAR														
		1972-82	1982B	1983-87	1987B	1988-91	1993-98	2000	2002	2004	2006	2008	2010	2012	2014	ALL
\$1-999	1-999	71	12	70	3	51	102	30	39	42	43	20	43	24	67	617
\$1,000-1,999	1000-1999	124	0	0	0	82	119	32	26	27	67	50	41	43	20	631
\$2,000-2,999	2000-2999	162	20	150	24	31	103	45	48	45	27	24	27	18	34	758
\$3,000-3,999	3000-3999	175	0	207	16	128	215	29	27	62	85	20	46	46	34	1090
\$4,000-4,999	4000-4999	365	25	172	16	140	197	73	59	25	48	62	37	38	51	1308
\$5,000-5,999	5000-5999	219	18	157	16	134	173	74	71	35	83	0	82	77	84	1223
\$6,000-6,999	6000-6999	251	21	225	13	142	216	0	0	70	142	62	0	0	64	1206
\$7,000-7,999	7000-7999	213	20	169	19	123	133	103	99	0	145	43	65	63	66	1261
\$8,000-8,999	8000-8999	398	0	81	0	103	319	0	85	91	0	52	72	58	50	1309
\$9,000-9,999	9000-9999	300	12	230	17	149	222	104	0	93	126	0	34	48	0	1335
\$10,000-10,999	10000-10999	205	22	87	0	170	185	108	86	0	102	47	0	0	69	1081
\$11,000-11,999	11000-11999	361	0	254	21	82	207	0	82	61	0	59	66	66	86	1345
\$12,000-14,999	12000-14999	902	24	481	32	372	639	178	184	166	282	164	159	153	123	3859
\$15,000-19,999	14999-19999	1233	43	771	31	668	1108	272	141	304	443	100	186	190	245	5735
\$20,000-24,999	20000-24999	1301	14	799	32	463	925	346	323	143	217	230	147	151	173	5264
\$25,000-29,999	25000-29999	1202	24	414	15	438	748	221	245	220	394	142	143	118	208	4532
\$30,000-39,999	30000-39999	2253	35	1114	38	835	1387	222	219	229	692	202	173	153	399	7951
\$40,000-49,999	40000-49999	879	0	732	11	419	751	216	218	422	284	129	129	151	167	4508
\$50,000-74,999	50000-74999	1244	17	148	7	268	521	229	281	152	391	245	234	217	167	4121
\$75,000-99,999	75000-99999	559	7	408	4	536	600	0	0	0	89	0	0	0	0	2203
\$100,000+	999999	164	0	241	0	0	296	174	230	295	213	123	111	144	207	2198
No income data	IAP	1045	40	632	38	573	1168	361	302	330	637	249	249	216	224	6064

REMARKS: Income variables (INCOME72, INCOME, INCOME77, INCOME82, INCOME86, INCOME91, INCOME98, INCOME06) are recoded in six-digit numbers and converted to 1986 dollars. The collapsed numbers above are for convenience of display only. Since this variable is based on categorical data, income is not continuous, but based on categorical mid-points and imputations. For details see GSS Methodological Report No. 64.

1841. Respondent's income on 1972-2006 surveys in constant dollars (base = 1986)

[VAR: REALRINC]

<u>RESPONSE</u>	<u>PUNCH</u>	<u>YEAR</u>														
		<u>1972-82</u>	<u>1982B</u>	<u>1983-87</u>	<u>1987B</u>	<u>1988-91</u>	<u>1993-98</u>	<u>2000</u>	<u>2002</u>	<u>2004</u>	<u>2006</u>	<u>2008</u>	<u>2010</u>	<u>2012</u>	<u>2014</u>	<u>ALL</u>
\$1-999	1-999	220	15	213	15	131	151	41	44	38	53	22	29	27	68	1067
\$1,000-1,999	1000-1999	217	0	0	0	166	226	53	69	48	122	67	76	62	38	1144
\$2,000-2,999	2000-2999	61	17	294	19	35	175	67	61	63	53	33	49	42	57	1026
\$3,000-3,999	3000-3999	275	0	189	9	160	205	30	37	50	83	16	47	46	38	1185
\$4,000-4,999	4000-4999	374	16	122	18	116	181	61	46	22	37	46	34	23	30	1126
\$5,000-5,999	5000-5999	78	8	117	11	104	153	73	60	35	61	0	72	54	56	882
\$6,000-6,999	6000-6999	181	9	179	5	111	241	0	78	69	123	49	0	0	55	1100
\$7,000-7,999	7000-7999	162	16	165	14	110	144	97	0	0	108	63	38	49	48	1014
\$8,000-8,999	8000-8999	192	0	80	0	92	297	0	85	74	0	41	51	44	39	995
\$9,000-9,999	9000-9999	180	5	193	11	131	201	100	0	70	110	0	37	45	0	1083
\$10,000-10,999	10000-10999	194	13	75	0	151	181	84	69	0	111	45	0	0	76	999
\$11,000-11,999	11000-11999	190	0	225	22	58	203	0	86	75	0	45	56	51	67	1078
\$12,000-14,999	12000-14999	560	22	453	23	320	689	196	181	179	248	150	117	131	90	3359
\$15,000-19,999	14999-19999	735	39	642	25	574	1063	241	140	254	415	94	145	133	191	4691
\$20,000-24,999	20000-24999	706	10	589	23	390	784	288	289	101	169	196	102	121	154	3922
\$25,000-29,999	25000-29999	689	18	264	10	295	474	178	170	183	301	88	88	78	145	2981
\$30,000-39,999	30000-39999	652	13	502	13	407	786	108	136	228	374	89	98	82	202	3690
\$40,000-49,999	40000-49999	160	0	255	8	157	250	94	95	68	104	63	63	50	53	1420
\$50,000-74,999	50000-74999	253	2	33	1	57	131	62	64	43	114	73	78	69	58	1038
\$75,000-99,999	75000-99999	119	3	140	1	56	153	0	0	0	22	0	0	0	0	494
\$100,000+	999999	42	0	24	0	53	87	45	70	88	61	35	22	35	58	620
No income data	IAP	7386	148	2788	125	2233	3559	999	985	1124	1841	808	842	832	1015	24685

REMARKS: Income variables (INCOME, RINCOM77, RINCOM82, RINCOM86, RINCOM91, RINCOM98, RINCOM06) are recoded in six-digit numbers and converted to 1986 dollars. The collapsed numbers above are for convenience of display only. Since this variable is based on categorical data, income is not continuous, but based on categorical mid-points and imputations. For details see GSS Methodological Report No. 64.

1842. Inflation-adjusted family income.

[VAR: CONINC]

RESPONSE	PUNCH	YEAR														
		1972-82	1982B	1983-87	1987B	1988-91	1993-98	2000	2002	2004	2006	2008	2010	2012	2014	ALL
\$1-999	1-999	19	12	70	3	51	102	30	39	42	43	20	43	24	38	536
\$1,000-1,999	1000-1999	176	0	0	0	0		0	26	27	38	27	24	25	29	372
\$2,000-2,999	2000-2999	0	0	27	24	82	119	32	0	0	0	23	17	18	20	362
\$3,000-3,999	3000-3999	162	20	123	0	0	42	25	30	23	56	9	8	10	12	520
\$4,000-4,999	4000-4999	50	0	0	0	71	93	20	18	22	40	15	19	30	40	418
\$5,000-5,999	5000-5999	226	0	207	16	58	140	29	27	24	45	20	19	24	16	851
\$6,000-6,999	6000-6999	264	25	93	16	102	159	35	30	38	48	28	27	38	51	954
\$7,000-7,999	7000-7999	166	0	124	0	143	105	38	29	25	83	34	37	0	0	784
\$8,000-8,999	8000-8999	136	18	112	16	59	120	0	71	35	0	0	0	77	84	728
\$9,000-9,999	9000-9999	253	21	165	13	89	88	74	0	0	142	62	82	0	0	989
\$10,000-10,999	10000-10999	85	0	90	0	95	196	0	99	70	0	0	0	63	64	762
\$11,000-11,999	11000-11999	334	20	139	19	38		103	0	0	0	43	65	0	0	761
\$12,000-14,999	12000-14999	539	12	311	17	222	511	104	85	91	271	52	72	106	116	2509
\$15,000-19,999	15000-19999	1140	22	572	21	537	699	202	168	239	259	177	178	126	155	4495
\$20,000-24,999	20000-24999	890	53	577	46	374	681	200	184	81	337	93	81	182	264	4043
\$25,000-29,999	25000-29999	815	14	444	17	386	696	156	141	137	231	100	99	101	104	3441
\$30,000-39,999	30000-39999	1893	25	884	32	765	1231	346	323	310	611	230	236	151	173	7210
\$40,000-49,999	40000-49999	1746	13	1008	36	510	894	221	245	220	332	142	143	118	435	6063
\$50,000-74,999	50000-74999	1894	35	1167	28	948	1674	438	437	473	644	331	303	304	339	9015
\$75,000-99,999	75000-99999	1143	17	148	7	268	614	139	281	330	229	199	180	172	94	3821
\$100,000+	999999	650	7	649	4	536	1003	264	230	295	464	169	172	189	280	4912
No income data	IAP	1045	40	632	38	573	1167	361	302	330	637	249	239	216	224	6053

REMARKS: Income variables (INCOME72, INCOME, INCOME77, INCOME82, INCOME86, INCOME91) are recoded in six-digit numbers and converted to 2000 dollars. The collapsed numbers above are for convenience of display only. Since this variable is based on categorical data, income is not continuous, but based on categorical mid-points and imputations. For details see GSS Methodological Report No. 101.

1843. Inflation-adjusted personal income.

[VAR: CONRINC]

RESPONSE	PUNCH	YEAR														
		1972-82	1982B	1983-87	1987B	1988-91	1993-98	2000	2002	2004	2006	2008	2010	2012	2014	ALL
\$1-999	1-999	45	15	213	15	131	151	41	44	38	53	22	29	27	32	856
\$1,000-1,999	1000-1999	392	0	0	0	0	0	0	69	48	75	40	43	32	36	735
\$2,000-2,999	2000-2999	0	0	53	19	166	226	53	0	0	0	27	33	30	38	645
\$3,000-3,999	3000-3999	61	17	241	0	0	79	37	37	27	100	14	23	22	25	683
\$4,000-4,999	4000-4999	76	0	0	0	95	123	30	24	36	41	19	26	20	56	546
\$5,000-5,999	5000-5999	303	0	189	9	73	139	30	37	22	42	16	28	24	14	926
\$6,000-6,999	6000-6999	270	16	59	18	76	149	33	20	28	37	20	19	22	30	797
\$7,000-7,999	7000-7999	37	0	94	0	134	96	28	26	22	61	26	34	23	0	581
\$8,000-8,999	8000-8999	89	8	86	11	37	112	0	60	35	0	0	0	0	56	494
\$9,000-9,999	9000-9999	192	9	133	5	70	79	73	0	0	123	49	72	54	0	859
\$10,000-10,999	10000-10999	70	0	75	0	76	212	0	78	69	0	0	0	0	55	635
\$11,000-11,999	11000-11999	135	16	136	14	41	0	97	0	0	0	63	38	49	0	589
\$12,000-14,999	12000-14999	399	5	273	11	187	496	100	85	74	218	41	51	44	87	2071
\$15,000-19,999	14999-19999	662	13	510	22	468	675	181	155	244	250	167	144	149	143	3783
\$20,000-24,999	20000-24999	686	47	517	35	311	768	200	181	80	302	73	66	78	202	3546
\$25,000-29,999	25000-29999	425	14	368	13	338	630	140	140	110	222	94	78	71	79	2722
\$30,000-39,999	30000-39999	987	22	644	23	608	1048	288	289	245	470	196	169	183	154	5326
\$40,000-49,999	40000-49999	594	6	533	17	302	563	178	170	183	198	88	88	78	259	3257
\$50,000-74,999	50000-74999	433	13	433	14	395	788	202	231	228	280	152	161	132	141	3603
\$75,000-99,999	75000-99999	252	2	33	1	57	181	37	64	111	64	67	64	62	37	1032
\$100,000+	999999	132	3	164	1	109	260	70	70	88	133	41	36	42	79	1228
No income data	IAP	7386	148	2788	125	2233	3559	999	985	1124	1841	808	842	832	1015	24685

REMARKS: Income variables (INCOME, RINCOM77, RINCOM82, RINCOM86, RINCOM91) are recoded in six-digit numbers and converted to 2000 dollars. The collapsed numbers above are for convenience of display only. Since this variable is based on categorical data, income is not continuous, but based on categorical mid-points and imputations. For details see GSS Methodological Report No. 101.

1844. People who have incomes below a certain level can be considered poor. That level is called the "poverty line."
What amount of weekly income would you use as a poverty line for a family of four (husband, wife, and two children) in this community?

[VAR: MINFOUR]

<u>RESPONSE</u>	<u>PUNCH</u>	<u>YEAR</u>														
		<u>1972-82</u>	<u>1982B</u>	<u>1983-87</u>	<u>1987B</u>	<u>1988-91</u>	<u>1993-98</u>	<u>2000</u>	<u>2002</u>	<u>2004</u>	<u>2006</u>	<u>2008</u>	<u>2010</u>	<u>2012</u>	<u>2014</u>	<u>ALL</u>
1-100	1-100	0	0	0	0	0	54	0	0	0	0	0	0	0	0	54
101-200	101-200	0	0	0	0	0	322	0	0	0	0	0	0	0	0	322
201-300	201-300	0	0	0	0	0	411	0	0	0	0	0	0	0	0	411
301-400	301-400	0	0	0	0	0	282	0	0	0	0	0	0	0	0	282
401-500	401-500	0	0	0	0	0	212	0	0	0	0	0	0	0	0	212
501-1000	501-1000	0	0	0	0	0	100	0	0	0	0	0	0	0	0	100
1001-9995	1001-9995	0	0	0	0	0	6	0	0	0	0	0	0	0	0	6
Don't know	9998	0	0	0	0	0	0	0	0	0	0	0	0	0	0	0
No answer	9999	0	0	0	0	0	219	0	0	0	0	0	0	0	0	219
Not applicable	IAP	13626	354	7542	353	5907	8728	2817	2765	2812	4510	2023	2044	1974	2538	57993

REMARKS: Minimum income variables (MINFOUR, MINFOOD, MINTHREE) are coded in four-digit numbers.
The collapsed numbers above are for convenience of display only. Since this variable is based on categorical data, income is not continuous, but based on categorical mid-points and imputations.

1845. Now more specifically, thinking about that family of four at the "poverty line," what would you say that family needs to spend each week on food, in this community?

[VAR: MINFOOD]

RESPONSE	PUNCH	YEAR														
		1972-82	1982B	1983-87	1987B	1988-91	1993-98	2000	2002	2004	2006	2008	2010	2012	2014	ALL
1-50	1-50	0	0	0	0	0	166	0	0	0	0	0	0	0	0	166
51-100	51-100	0	0	0	0	0	861	0	0	0	0	0	0	0	0	861
101-150	101-150	0	0	0	0	0	278	0	0	0	0	0	0	0	0	278
151-200	151-200	0	0	0	0	0	116	0	0	0	0	0	0	0	0	116
201-300	201-300	0	0	0	0	0	21	0	0	0	0	0	0	0	0	21
301-500	301-500	0	0	0	0	0	6	0	0	0	0	0	0	0	0	6
501-9995	501-9995	0	0	0	0	0	2	0	0	0	0	0	0	0	0	2
Don't know	9998	0	0	0	0	0	0	0	0	0	0	0	0	0	0	0
No answer	9999	0	0	0	0	0	155	0	0	0	0	0	0	0	0	155
Not applicable	IAP	13626	354	7542	353	5907	8729	2817	2765	2812	4510	2023	2044	1974	2538	57994

REMARKS: Minimum income variables (MINFOUR, MINFOOD, MINTHREE) are coded in four-digit numbers. The collapsed numbers above are for convenience of display only. Since this variable is based on categorical data, income is not continuous, but based on categorical mid-points and imputations.

1846. And finally, what amount of weekly income would you use as a "poverty line" for a family of three, made up of a woman and two children, in this community?

[VAR: MINTHREE]

RESPONSE	PUNCH	YEAR														
		1972-82	1982B	1983-87	1987B	1988-91	1993-98	2000	2002	2004	2006	2008	2010	2012	2014	ALL
1-100	1-100	0	0	0	0	0	93	0	0	0	0	0	0	0	0	93
101-200	101-200	0	0	0	0	0	452	0	0	0	0	0	0	0	0	452
201-300	201-300	0	0	0	0	0	408	0	0	0	0	0	0	0	0	408
301-400	301-400	0	0	0	0	0	250	0	0	0	0	0	0	0	0	250
401-500	401-500	0	0	0	0	0	122	0	0	0	0	0	0	0	0	122
501-1000	501-1000	0	0	0	0	0	56	0	0	0	0	0	0	0	0	56
1001-9995	1001-9995	0	0	0	0	0	2	0	0	0	0	0	0	0	0	2
Don't know	9998	0	0	0	0	0	1	0	0	0	0	0	0	0	0	1
No answer	9999	0	0	0	0	0	222	0	0	0	0	0	0	0	0	222
Not applicable	IAP	13626	354	7542	353	5907	8728	2817	2765	2812	4510	2023	2044	1974	2538	57993

REMARKS: Minimum income variables (MINFOUR, MINFOOD, MINTHREE) are coded in four-digit numbers. The collapsed numbers above are for convenience of display only. Since this variable is based on categorical data, income is not continuous, but based on categorical mid-poir

**National Security
(SECTECH-NUCLRWAR)**

1847. In order to maintain America's leadership in the world, the government should maintain a high level of secrecy surrounding technology with military uses. Do you . . .

HAND CARD IJ

[VAR: SECTECH]

RESPONSE	PUNCH	YEAR														
		1972-82	1982B	1983-87	1987B	1988-91	1993-98	2000	2002	2004	2006	2008	2010	2012	2014	ALL
Strongly agree	1	0	0	0	0	0	1402	0	0	0	0	0	0	0	0	1402
Agree	2	0	0	0	0	0	1691	0	0	0	0	0	0	0	0	1691
Neither agree nor disagree	3	0	0	0	0	0	471	0	0	0	0	0	0	0	0	471
Disagree	4	0	0	0	0	0	428	0	0	0	0	0	0	0	0	428
Strongly disagree	5	0	0	0	0	0	156	0	0	0	0	0	0	0	0	156
Don't know	8	0	0	0	0	0	152	0	0	0	0	0	0	0	0	152
No answer	9	0	0	0	0	0	21	0	0	0	0	0	0	0	0	21
Not applicable	IAP	13626	354	7542	353	5907	6013	2817	2765	2812	4510	2023	2044	1974	2538	55278

REMARKS: Hand Card IJ contained responses 1-5.

1848. Given the world situation, the government protects too many documents by classifying them as SECRET and TOP SECRET. Do you . . .

HAND CARD IK

[VAR: SECDOCS]

RESPONSE	PUNCH	YEAR														
		1972-82	1982B	1983-87	1987B	1988-91	1993-98	2000	2002	2004	2006	2008	2010	2012	2014	ALL
Strongly agree	1	0	0	0	0	0	620	0	0	0	0	0	0	0	0	620
Agree	2	0	0	0	0	0	1723	0	0	0	0	0	0	0	0	1723
Neither agree nor disagree	3	0	0	0	0	0	705	0	0	0	0	0	0	0	0	705
Disagree	4	0	0	0	0	0	767	0	0	0	0	0	0	0	0	767
Strongly disagree	5	0	0	0	0	0	177	0	0	0	0	0	0	0	0	177
Don't know	8	0	0	0	0	0	297	0	0	0	0	0	0	0	0	297
No answer	9	0	0	0	0	0	32	0	0	0	0	0	0	0	0	32
Not applicable	IAP	13626	354	7542	353	5907	6013	2817	2765	2812	4510	2023	2044	1974	2538	55278

REMARKS: Hand Card IK contained responses 1-5.

1849. When faced with a conflict between loyalty to one's employer and loyalty to a co-worker who is violating rules for protecting SECRET and TOP SECRET information, a person should:

[VAR: RPTCOWRK]

RESPONSE	PUNCH	YEAR														
		1972-82	1982B	1983-87	1987B	1988-91	1993-98	2000	2002	2004	2006	2008	2010	2012	2014	ALL
Report the co-worker to a company official	1	0	0	0	0	0	591	0	0	0	0	0	0	0	0	591
Ask the co-worker to stop, but do nothing further	2	0	0	0	0	0	85	0	0	0	0	0	0	0	0	85
Ask the co-worker to stop, but report him/her if the behavior continues	3	0	0	0	0	0	606	0	0	0	0	0	0	0	0	606
Mind one's own business and not get involved	4	0	0	0	0	0	124	0	0	0	0	0	0	0	0	124
Don't know	8	0	0	0	0	0	61	0	0	0	0	0	0	0	0	61
No answer	9	0	0	0	0	0	7	0	0	0	0	0	0	0	0	7
Not applicable	IAP	13626	354	7542	353	5907	8860	2817	2765	2812	4510	2023	2044	1974	2538	58125

REMARKS: Punches 1-4 were read to respondent.

1850. Before giving an individual a SECRET or TOP SECRET clearance, the government should have the right to ask him or her detailed, personal questions in the following areas:

HAND CARD IL

A. Financial and credit history

[VAR: ASKFINAN]

RESPONSE	PUNCH	YEAR														
		1972-82	1982B	1983-87	1987B	1988-91	1993-98	2000	2002	2004	2006	2008	2010	2012	2014	ALL
Definitely should	1	0	0	0	0	0	2156	693	0	0	0	0	0	0	0	2849
Probably should	2	0	0	0	0	0	1217	393	0	0	0	0	0	0	0	1610
Probably should not	3	0	0	0	0	0	496	159	0	0	0	0	0	0	0	655
Definitely should not	4	0	0	0	0	0	323	134	0	0	0	0	0	0	0	457
Don't know	8	0	0	0	0	0	106	33	0	0	0	0	0	0	0	139
No answer	9	0	0	0	0	0	23	7	0	0	0	0	0	0	0	30
Not applicable	IAP	13626	354	7542	353	5907	6013	1398	2765	2812	4510	2023	2044	1974	2538	53859

B. Criminal arrests and convictions

[VAR: ASKCRIME]

<u>RESPONSE</u>	<u>PUNCH</u>	<u>YEAR</u>														
		<u>1972-82</u>	<u>1982B</u>	<u>1983-87</u>	<u>1987B</u>	<u>1988-91</u>	<u>1993-98</u>	<u>2000</u>	<u>2002</u>	<u>2004</u>	<u>2006</u>	<u>2008</u>	<u>2010</u>	<u>2012</u>	<u>2014</u>	<u>ALL</u>
Definitely should	1	0	0	0	0	0	3716	1188	0	0	0	0	0	0	0	4904
Probably should	2	0	0	0	0	0	443	158	0	0	0	0	0	0	0	601
Probably should not	3	0	0	0	0	0	53	21	0	0	0	0	0	0	0	74
Definitely should not	4	0	0	0	0	0	24	11	0	0	0	0	0	0	0	35
Don't know	8	0	0	0	0	0	62	32	0	0	0	0	0	0	0	94
No answer	9	0	0	0	0	0	23	9	0	0	0	0	0	0	0	32
Not applicable	IAP	13626	354	7542	353	5907	6013	1398	2765	2812	4510	2023	2044	1974	2538	53859

C. Illegal drug use

[VAR: ASKDRUGS]

<u>RESPONSE</u>	<u>PUNCH</u>	<u>YEAR</u>														
		<u>1972-82</u>	<u>1982B</u>	<u>1983-87</u>	<u>1987B</u>	<u>1988-91</u>	<u>1993-98</u>	<u>2000</u>	<u>2002</u>	<u>2004</u>	<u>2006</u>	<u>2008</u>	<u>2010</u>	<u>2012</u>	<u>2014</u>	<u>ALL</u>
Definitely should	1	0	0	0	0	0	3581	1143	0	0	0	0	0	0	0	4724
Probably should	2	0	0	0	0	0	529	189	0	0	0	0	0	0	0	718
Probably should not	3	0	0	0	0	0	87	28	0	0	0	0	0	0	0	115
Definitely should not	4	0	0	0	0	0	42	19	0	0	0	0	0	0	0	61
Don't know	8	0	0	0	0	0	57	32	0	0	0	0	0	0	0	89
No answer	9	0	0	0	0	0	25	8	0	0	0	0	0	0	0	33
Not applicable	IAP	13626	354	7542	353	5907	6013	1398	2765	2812	4510	2023	2044	1974	2538	53859

D. Mental health history

[VAR: ASKMENTL]

<u>RESPONSE</u>	<u>PUNCH</u>	<u>YEAR</u>														
		<u>1972-82</u>	<u>1982B</u>	<u>1983-87</u>	<u>1987B</u>	<u>1988-91</u>	<u>1993-98</u>	<u>2000</u>	<u>2002</u>	<u>2004</u>	<u>2006</u>	<u>2008</u>	<u>2010</u>	<u>2012</u>	<u>2014</u>	<u>ALL</u>
Definitely should	1	0	0	0	0	0	3229	1035	0	0	0	0	0	0	0	4264
Probably should	2	0	0	0	0	0	836	272	0	0	0	0	0	0	0	1108
Probably should not	3	0	0	0	0	0	122	51	0	0	0	0	0	0	0	173
Definitely should not	4	0	0	0	0	0	33	22	0	0	0	0	0	0	0	55
Don't know	8	0	0	0	0	0	77	31	0	0	0	0	0	0	0	108
No answer	9	0	0	0	0	0	24	8	0	0	0	0	0	0	0	32
Not applicable	IAP	13626	354	7542	353	5907	6013	1398	2765	2812	4510	2023	2044	1974	2538	53859

E. Foreign relatives and friends

[VAR: ASKFORGN]

<u>RESPONSE</u>	<u>PUNCH</u>	<u>YEAR</u>														
		<u>1972-82</u>	<u>1982B</u>	<u>1983-87</u>	<u>1987B</u>	<u>1988-91</u>	<u>1993-98</u>	<u>2000</u>	<u>2002</u>	<u>2004</u>	<u>2006</u>	<u>2008</u>	<u>2010</u>	<u>2012</u>	<u>2014</u>	<u>ALL</u>
Definitely should	1	0	0	0	0	0	2013	701	0	0	0	0	0	0	0	2714
Probably should	2	0	0	0	0	0	1330	383	0	0	0	0	0	0	0	1713
Probably should not	3	0	0	0	0	0	562	176	0	0	0	0	0	0	0	738
Definitely should not	4	0	0	0	0	0	263	108	0	0	0	0	0	0	0	371
Don't know	8	0	0	0	0	0	127	42	0	0	0	0	0	0	0	169
No answer	9	0	0	0	0	0	26	9	0	0	0	0	0	0	0	35
Not applicable	IAP	13626	354	7542	353	5907	6013	1398	2765	2812	4510	2023	2044	1974	2538	53859

F. Alcohol use

[VAR: ASKDRINK]

<u>RESPONSE</u>	<u>PUNCH</u>	<u>YEAR</u>														
		<u>1972-82</u>	<u>1982B</u>	<u>1983-87</u>	<u>1987B</u>	<u>1988-91</u>	<u>1993-98</u>	<u>2000</u>	<u>2002</u>	<u>2004</u>	<u>2006</u>	<u>2008</u>	<u>2010</u>	<u>2012</u>	<u>2014</u>	<u>ALL</u>
Definitely should	1	0	0	0	0	0	2879	884	0	0	0	0	0	0	0	3763
Probably should	2	0	0	0	0	0	1039	370	0	0	0	0	0	0	0	1409
Probably should not	3	0	0	0	0	0	220	86	0	0	0	0	0	0	0	306
Definitely should not	4	0	0	0	0	0	96	40	0	0	0	0	0	0	0	136
Don't know	8	0	0	0	0	0	63	32	0	0	0	0	0	0	0	95
No answer	9	0	0	0	0	0	24	7	0	0	0	0	0	0	0	31
Not applicable	IAP	13626	354	7542	353	5907	6013	1398	2765	2812	4510	2023	2044	1974	2538	53859

G. Sexual orientation

[VAR: ASKSEXOR]

<u>RESPONSE</u>	<u>PUNCH</u>	<u>YEAR</u>														
		<u>1972-82</u>	<u>1982B</u>	<u>1983-87</u>	<u>1987B</u>	<u>1988-91</u>	<u>1993-98</u>	<u>2000</u>	<u>2002</u>	<u>2004</u>	<u>2006</u>	<u>2008</u>	<u>2010</u>	<u>2012</u>	<u>2014</u>	<u>ALL</u>
Definitely should	1	0	0	0	0	0	1195	394	0	0	0	0	0	0	0	1589
Probably should	2	0	0	0	0	0	805	228	0	0	0	0	0	0	0	1033
Probably should not	3	0	0	0	0	0	1101	362	0	0	0	0	0	0	0	1463
Definitely should not	4	0	0	0	0	0	1058	384	0	0	0	0	0	0	0	1442
Don't know	8	0	0	0	0	0	137	42	0	0	0	0	0	0	0	179
No answer	9	0	0	0	0	0	25	9	0	0	0	0	0	0	0	34
Not applicable	IAP	13626	354	7542	353	5907	6013	1398	2765	2812	4510	2023	2044	1974	2538	53859

H. Foreign business contacts

[VAR: ASKFRBIZ]

RESPONSE	PUNCH	YEAR														
		1972-82	1982B	1983-87	1987B	1988-91	1993-98	2000	2002	2004	2006	2008	2010	2012	2014	ALL
Definitely should	1	0	0	0	0	0	0	846	0	0	0	0	0	0	0	846
Probably should	2	0	0	0	0	0	0	371	0	0	0	0	0	0	0	371
Probably should not	3	0	0	0	0	0	0	90	0	0	0	0	0	0	0	90
Definitely should not	4	0	0	0	0	0	0	49	0	0	0	0	0	0	0	49
Don't know	8	0	0	0	0	0	0	53	0	0	0	0	0	0	0	53
No answer	9	0	0	0	0	0	0	10	0	0	0	0	0	0	0	10
Not applicable	IAP	13626	354	7542	353	5907	10334	1398	2765	2812	4510	2023	2044	1974	2538	58180

I. Foreign travel

[VAR: ASKFRTRV]

RESPONSE	PUNCH	YEAR														
		1972-82	1982B	1983-87	1987B	1988-91	1993-98	2000	2002	2004	2006	2008	2010	2012	2014	ALL
Definitely should	1	0	0	0	0	0	0	738	0	0	0	0	0	0	0	738
Probably should	2	0	0	0	0	0	0	406	0	0	0	0	0	0	0	406
Probably should not	3	0	0	0	0	0	0	139	0	0	0	0	0	0	0	139
Definitely should not	4	0	0	0	0	0	0	83	0	0	0	0	0	0	0	83
Don't know	8	0	0	0	0	0	0	46	0	0	0	0	0	0	0	46
No answer	9	0	0	0	0	0	0	7	0	0	0	0	0	0	0	7
Not applicable	IAP	13626	354	7542	353	5907	10334	1398	2765	2812	4510	2023	2044	1974	2538	58180

J. Illegal or unauthorized use of computers

[VAR: ASKCOMP]

RESPONSE	PUNCH	YEAR														
		1972-82	1982B	1983-87	1987B	1988-91	1993-98	2000	2002	2004	2006	2008	2010	2012	2014	ALL
Definitely should	1	0	0	0	0	0	0	1053	0	0	0	0	0	0	0	1053
Probably should	2	0	0	0	0	0	0	247	0	0	0	0	0	0	0	247
Probably should not	3	0	0	0	0	0	0	32	0	0	0	0	0	0	0	32
Definitely should not	4	0	0	0	0	0	0	32	0	0	0	0	0	0	0	32
Don't know	8	0	0	0	0	0	0	45	0	0	0	0	0	0	0	45
No answer	9	0	0	0	0	0	0	10	0	0	0	0	0	0	0	10
Not applicable	IAP	13626	354	7542	353	5907	10334	1398	2765	2812	4510	2023	2044	1974	2538	58180

REMARKS: Hand Card IL contained responses 1-4.

1851. When faced with the conflict between an individual's right to privacy and the government's need to collect personal background information before giving a SECRET or TOP SECRET clearance, the government should:

1. Favor protecting an individual's right to privacy by not gathering information.
2. Favor the government's need to protect security by gathering information.

[VAR: SECPRVCY]

RESPONSE	PUNCH	YEAR														
		1972-82	1982B	1983-87	1987B	1988-91	1993-98	2000	2002	2004	2006	2008	2010	2012	2014	ALL
Favor protecting an individual's right to privacy by not gathering information	1	0	0	0	0	0	229	0	0	0	0	0	0	0	0	229
Favor the government's need to protect security by gathering information	2	0	0	0	0	0	1156	0	0	0	0	0	0	0	0	1156
Don't know	8	0	0	0	0	0	79	0	0	0	0	0	0	0	0	79
No answer	9	0	0	0	0	0	10	0	0	0	0	0	0	0	0	10
Not applicable	IAP	13626	354	7542	353	5907	8860	2817	2765	2812	4510	2023	2044	1974	2538	58125

REMARKS: Responses 1 and 2 were read to the respondent.

1852. Should or should not the government maintain a high level of secrecy surrounding: (READ A-D)

HAND CARD IM

- A. Diplomatic initiatives

[VAR: SECDIPLO]

RESPONSE	PUNCH	YEAR														
		1972-82	1982B	1983-87	1987B	1988-91	1993-98	2000	2002	2004	2006	2008	2010	2012	2014	ALL
Definitely should	1	0	0	0	0	0	891	0	0	0	0	0	0	0	0	891
Probably should	2	0	0	0	0	0	1197	0	0	0	0	0	0	0	0	1197
Probably should not	3	0	0	0	0	0	325	0	0	0	0	0	0	0	0	325
Definitely should not	4	0	0	0	0	0	133	0	0	0	0	0	0	0	0	133
Don't know	8	0	0	0	0	0	288	0	0	0	0	0	0	0	0	288
No answer	9	0	0	0	0	0	13	0	0	0	0	0	0	0	0	13
Not applicable	IAP	13626	354	7542	353	5907	7487	2817	2765	2812	4510	2023	2044	1974	2538	56752

B. Military operations

[VAR: SECMILOP]

<u>RESPONSE</u>	<u>PUNCH</u>	<u>YEAR</u>														
		<u>1972-82</u>	<u>1982B</u>	<u>1983-87</u>	<u>1987B</u>	<u>1988-91</u>	<u>1993-98</u>	<u>2000</u>	<u>2002</u>	<u>2004</u>	<u>2006</u>	<u>2008</u>	<u>2010</u>	<u>2012</u>	<u>2014</u>	<u>ALL</u>
Definitely should	1	0	0	0	0	0	1578	0	0	0	0	0	0	0	0	1578
Probably should	2	0	0	0	0	0	904	0	0	0	0	0	0	0	0	904
Probably should not	3	0	0	0	0	0	169	0	0	0	0	0	0	0	0	169
Definitely should not	4	0	0	0	0	0	74	0	0	0	0	0	0	0	0	74
Don't know	8	0	0	0	0	0	109	0	0	0	0	0	0	0	0	109
No answer	9	0	0	0	0	0	13	0	0	0	0	0	0	0	0	13
Not applicable	IAP	13626	354	7542	353	5907	7487	2817	2765	2812	4510	2023	2044	1974	2538	56752

C. Efforts to control domestic terrorism

[VAR: SECTERR]

<u>RESPONSE</u>	<u>PUNCH</u>	<u>YEAR</u>														
		<u>1972-82</u>	<u>1982B</u>	<u>1983-87</u>	<u>1987B</u>	<u>1988-91</u>	<u>1993-98</u>	<u>2000</u>	<u>2002</u>	<u>2004</u>	<u>2006</u>	<u>2008</u>	<u>2010</u>	<u>2012</u>	<u>2014</u>	<u>ALL</u>
Definitely should	1	0	0	0	0	0	1532	0	0	0	0	0	0	0	0	1532
Probably should	2	0	0	0	0	0	800	0	0	0	0	0	0	0	0	800
Probably should not	3	0	0	0	0	0	229	0	0	0	0	0	0	0	0	229
Definitely should not	4	0	0	0	0	0	139	0	0	0	0	0	0	0	0	139
Don't know	8	0	0	0	0	0	133	0	0	0	0	0	0	0	0	133
No answer	9	0	0	0	0	0	14	0	0	0	0	0	0	0	0	14
Not applicable	IAP	13626	354	7542	353	5907	7487	2817	2765	2812	4510	2023	2044	1974	2538	56752

D. The US intelligence budget

[VAR: SECBUDGT]

<u>RESPONSE</u>	<u>PUNCH</u>	<u>YEAR</u>														
		<u>1972-82</u>	<u>1982B</u>	<u>1983-87</u>	<u>1987B</u>	<u>1988-91</u>	<u>1993-98</u>	<u>2000</u>	<u>2002</u>	<u>2004</u>	<u>2006</u>	<u>2008</u>	<u>2010</u>	<u>2012</u>	<u>2014</u>	<u>ALL</u>
Definitely should	1	0	0	0	0	0	702	0	0	0	0	0	0	0	0	702
Probably should	2	0	0	0	0	0	850	0	0	0	0	0	0	0	0	850
Probably should not	3	0	0	0	0	0	669	0	0	0	0	0	0	0	0	669
Definitely should not	4	0	0	0	0	0	438	0	0	0	0	0	0	0	0	438
Don't know	8	0	0	0	0	0	174	0	0	0	0	0	0	0	0	174
No answer	9	0	0	0	0	0	14	0	0	0	0	0	0	0	0	14
Not applicable	IAP	13626	354	7542	353	5907	7487	2817	2765	2812	4510	2023	2044	1974	2538	56752

REMARKS: Hand Card IM contained responses 1-4.

1853. Before giving an individual a SECRET or TOP SECRET clearance, the government should contact other people and verify information provided by the individual concerning his or her: (READ A-C)

HAND CARD IN

A. Financial assets and liabilities

[VAR: CHKFINAN]

<u>RESPONSE</u>	<u>PUNCH</u>	<u>YEAR</u>														
		<u>1972-82</u>	<u>1982B</u>	<u>1983-87</u>	<u>1987B</u>	<u>1988-91</u>	<u>1993-98</u>	<u>2000</u>	<u>2002</u>	<u>2004</u>	<u>2006</u>	<u>2008</u>	<u>2010</u>	<u>2012</u>	<u>2014</u>	<u>ALL</u>
Definitely should	1	0	0	0	0	0	1231	0	0	0	0	0	0	0	0	1231
Probably should	2	0	0	0	0	0	874	0	0	0	0	0	0	0	0	874
Probably should not	3	0	0	0	0	0	388	0	0	0	0	0	0	0	0	388
Definitely should not	4	0	0	0	0	0	244	0	0	0	0	0	0	0	0	244
Don't know	8	0	0	0	0	0	97	0	0	0	0	0	0	0	0	97
No answer	9	0	0	0	0	0	13	0	0	0	0	0	0	0	0	13
Not applicable	IAP	13626	354	7542	353	5907	7487	2817	2765	2812	4510	2023	2044	1974	2538	56752

B. Spouse's financial assets and liabilities

[VAR: CHKSPFIN]

<u>RESPONSE</u>	<u>PUNCH</u>	<u>YEAR</u>														
		<u>1972-82</u>	<u>1982B</u>	<u>1983-87</u>	<u>1987B</u>	<u>1988-91</u>	<u>1993-98</u>	<u>2000</u>	<u>2002</u>	<u>2004</u>	<u>2006</u>	<u>2008</u>	<u>2010</u>	<u>2012</u>	<u>2014</u>	<u>ALL</u>
Definitely should	1	0	0	0	0	0	976	0	0	0	0	0	0	0	0	976
Probably should	2	0	0	0	0	0	869	0	0	0	0	0	0	0	0	869
Probably should not	3	0	0	0	0	0	546	0	0	0	0	0	0	0	0	546
Definitely should not	4	0	0	0	0	0	336	0	0	0	0	0	0	0	0	336
Don't know	8	0	0	0	0	0	105	0	0	0	0	0	0	0	0	105
No answer	9	0	0	0	0	0	15	0	0	0	0	0	0	0	0	15
Not applicable	IAP	13626	354	7542	353	5907	7487	2817	2765	2812	4510	2023	2044	1974	2538	56752

C. Tax records

[VAR: CHKTAXES]

<u>RESPONSE</u>	<u>PUNCH</u>	<u>YEAR</u>														
		<u>1972-82</u>	<u>1982B</u>	<u>1983-87</u>	<u>1987B</u>	<u>1988-91</u>	<u>1993-98</u>	<u>2000</u>	<u>2002</u>	<u>2004</u>	<u>2006</u>	<u>2008</u>	<u>2010</u>	<u>2012</u>	<u>2014</u>	<u>ALL</u>
Definitely should	1	0	0	0	0	0	1200	0	0	0	0	0	0	0	0	1200
Probably should	2	0	0	0	0	0	893	0	0	0	0	0	0	0	0	893
Probably should not	3	0	0	0	0	0	392	0	0	0	0	0	0	0	0	392
Definitely should not	4	0	0	0	0	0	246	0	0	0	0	0	0	0	0	246
Don't know	8	0	0	0	0	0	100	0	0	0	0	0	0	0	0	100
No answer	9	0	0	0	0	0	16	0	0	0	0	0	0	0	0	16
Not applicable	IAP	13626	354	7542	353	5907	7487	2817	2765	2812	4510	2023	2044	1974	2538	56752

REMARKS: Hand Card IN contained responses 1-4.

1854. Please tell me which one of the statements on the card best describes what the government has the right to know.
Before giving an individual a SECRET or TOP SECRET clearance, the government should have the right to know:

HAND CARD IO

[VAR: KNOMENTL]

<u>RESPONSE</u>	<u>PUNCH</u>	<u>YEAR</u>														
		<u>1972-82</u>	<u>1982B</u>	<u>1983-87</u>	<u>1987B</u>	<u>1988-91</u>	<u>1993-98</u>	<u>2000</u>	<u>2002</u>	<u>2004</u>	<u>2006</u>	<u>2008</u>	<u>2010</u>	<u>2012</u>	<u>2014</u>	<u>ALL</u>
Nothing about an individual's emotional or mental health	1	0	0	0	0	0	161	84	0	0	0	0	0	0	0	245
Whether or not an individual is now consulting a mental health professional	2	0	0	0	0	0	334	135	0	0	0	0	0	0	0	469
Whether or not an individual has ever consulted a mental health professional	3	0	0	0	0	0	258	143	0	0	0	0	0	0	0	401
Whether or not an individual has ever consulted a mental health professional, and the general nature of the diagnosis and counseling by the mental health professional	4	0	0	0	0	0	748	336	0	0	0	0	0	0	0	1084
Whether or not an individual has ever consulted a mental health professional, the general nature of the diagnosis and counseling by the mental health professional, and the specific information revealed in confidence to the mental health professional	5	0	0	0	0	0	1104	596	0	0	0	0	0	0	0	1700
Don't know	8	0	0	0	0	0	191	98	0	0	0	0	0	0	0	289
No answer	9	0	0	0	0	0	51	27	0	0	0	0	0	0	0	78
Not applicable	IAP	13626	354	7542	353	5907	7487	1398	2765	2812	4510	2023	2044	1974	2538	55333

REMARKS: Hand Card IO contained responses 1-5.

1855. Now I'm going to ask you about several offenses. For each case, indicate (Number 1-6) what you would consider the appropriate punishment for each case.

HAND CARD IP

- A. An army sergeant was convicted of stealing airplane parts, ammunition, explosives and other government property and selling them to civilians.

[VAR: TAKEARMS]

RESPONSE	PUNCH	YEAR														
		1972-82	1982B	1983-87	1987B	1988-91	1993-98	2000	2002	2004	2006	2008	2010	2012	2014	ALL
Reprimand	1	0	0	0	0	0	34	0	0	0	0	0	0	0	0	34
Dismissal from the military/Being fired by the government	2	0	0	0	0	0	395	0	0	0	0	0	0	0	0	395
One year in prison	3	0	0	0	0	0	167	0	0	0	0	0	0	0	0	167
5-9 years in prison	4	0	0	0	0	0	358	0	0	0	0	0	0	0	0	358
10-20 years in prison	5	0	0	0	0	0	272	0	0	0	0	0	0	0	0	272
Life in prison without possibility of parole	6	0	0	0	0	0	97	0	0	0	0	0	0	0	0	97
Don't know	8	0	0	0	0	0	48	0	0	0	0	0	0	0	0	48
No answer	9	0	0	0	0	0	16	0	0	0	0	0	0	0	0	16
Not applicable	IAP	13626	354	7542	353	5907	8947	2817	2765	2812	4510	2023	2044	1974	2538	58212

- B. A high-placed government official leaked sensitive information to a newspaper in order to influence public opinion about a controversial political issue. The official received no money.

[VAR: LEAKINFO]

RESPONSE	PUNCH	YEAR														
		1972-82	1982B	1983-87	1987B	1988-91	1993-98	2000	2002	2004	2006	2008	2010	2012	2014	ALL
Reprimand	1	0	0	0	0	0	273	0	0	0	0	0	0	0	0	273
Dismissal from the military/Being fired by the government	2	0	0	0	0	0	591	0	0	0	0	0	0	0	0	591
One year in prison	3	0	0	0	0	0	185	0	0	0	0	0	0	0	0	185
5-9 years in prison	4	0	0	0	0	0	156	0	0	0	0	0	0	0	0	156
10-20 years in prison	5	0	0	0	0	0	68	0	0	0	0	0	0	0	0	68
Life in prison without possibility of parole	6	0	0	0	0	0	25	0	0	0	0	0	0	0	0	25
Don't know	8	0	0	0	0	0	68	0	0	0	0	0	0	0	0	68
No answer	9	0	0	0	0	0	21	0	0	0	0	0	0	0	0	21
Not applicable	IAP	13626	354	7542	353	5907	8947	2817	2765	2812	4510	2023	2044	1974	2538	58212

- C. A Navy petty officer with the highest security clearance made copies of secret codes and other classified intelligence materials and sold them to an agent of a hostile foreign government.

[VAR: SPYENEMY]

<u>RESPONSE</u>	<u>PUNCH</u>	<u>YEAR</u>														
		<u>1972-82</u>	<u>1982B</u>	<u>1983-87</u>	<u>1987B</u>	<u>1988-91</u>	<u>1993-98</u>	<u>2000</u>	<u>2002</u>	<u>2004</u>	<u>2006</u>	<u>2008</u>	<u>2010</u>	<u>2012</u>	<u>2014</u>	<u>ALL</u>
Reprimand	1	0	0	0	0	0	12	0	0	0	0	0	0	0	0	12
Dismissal from the military/Being fired by the government	2	0	0	0	0	0	91	0	0	0	0	0	0	0	0	91
One year in prison	3	0	0	0	0	0	42	0	0	0	0	0	0	0	0	42
5-9 years in prison	4	0	0	0	0	0	177	0	0	0	0	0	0	0	0	177
10-20 years in prison	5	0	0	0	0	0	465	0	0	0	0	0	0	0	0	465
Life in prison without possibility of parole	6	0	0	0	0	0	527	0	0	0	0	0	0	0	0	527
Don't know	8	0	0	0	0	0	57	0	0	0	0	0	0	0	0	57
No answer	9	0	0	0	0	0	16	0	0	0	0	0	0	0	0	16
Not applicable	IAP	13626	354	7542	353	5907	8947	2817	2765	2812	4510	2023	2044	1974	2538	58212

- D. What if the petty officer had sold these materials to an agent of a friendly foreign government?

[VAR: SPYFRIEND]

<u>RESPONSE</u>	<u>PUNCH</u>	<u>YEAR</u>														
		<u>1972-82</u>	<u>1982B</u>	<u>1983-87</u>	<u>1987B</u>	<u>1988-91</u>	<u>1993-98</u>	<u>2000</u>	<u>2002</u>	<u>2004</u>	<u>2006</u>	<u>2008</u>	<u>2010</u>	<u>2012</u>	<u>2014</u>	<u>ALL</u>
Reprimand	1	0	0	0	0	0	44	0	0	0	0	0	0	0	0	44
Dismissal from the military/Being fired by the government	2	0	0	0	0	0	163	0	0	0	0	0	0	0	0	163
One year in prison	3	0	0	0	0	0	123	0	0	0	0	0	0	0	0	123
5-9 years in prison	4	0	0	0	0	0	263	0	0	0	0	0	0	0	0	263
10-20 years in prison	5	0	0	0	0	0	397	0	0	0	0	0	0	0	0	397
Life in prison without possibility of parole	6	0	0	0	0	0	316	0	0	0	0	0	0	0	0	316
Don't know	8	0	0	0	0	0	65	0	0	0	0	0	0	0	0	65
No answer	9	0	0	0	0	0	16	0	0	0	0	0	0	0	0	16
Not applicable	IAP	13626	354	7542	353	5907	8947	2817	2765	2812	4510	2023	2044	1974	2538	58212

E. A government employee was convicted of stealing truck parts and tires from a military depot and selling them to civilians.

[VAR: TAKETRCK]

RESPONSE	PUNCH	YEAR														
		1972-82	1982B	1983-87	1987B	1988-91	1993-98	2000	2002	2004	2006	2008	2010	2012	2014	ALL
Reprimand	1	0	0	0	0	0	96	0	0	0	0	0	0	0	0	96
Dismissal from the military/Being fired by the government	2	0	0	0	0	0	447	0	0	0	0	0	0	0	0	447
One year in prison	3	0	0	0	0	0	366	0	0	0	0	0	0	0	0	366
5-9 years in prison	4	0	0	0	0	0	303	0	0	0	0	0	0	0	0	303
10-20 years in prison	5	0	0	0	0	0	87	0	0	0	0	0	0	0	0	87
Life in prison without possibility of parole	6	0	0	0	0	0	20	0	0	0	0	0	0	0	0	20
Don't know	8	0	0	0	0	0	50	0	0	0	0	0	0	0	0	50
No answer	9	0	0	0	0	0	18	0	0	0	0	0	0	0	0	18
Not applicable	IAP	13626	354	7542	353	5907	8947	2817	2765	2812	4510	2023	2044	1974	2538	58212

REMARKS: Hand Card IP contained responses 1-6.

1856. I'm going to ask you about several offenses. For each case, indicate what you would consider to be the appropriate punishment when the offender is a military service member or government employee.

HAND CARD IQ

A. Stealing and selling weapons, ammunition, and explosives from a military depot.

[VAR: PUNARMS]

RESPONSE	PUNCH	YEAR														
		1972-82	1982B	1983-87	1987B	1988-91	1993-98	2000	2002	2004	2006	2008	2010	2012	2014	ALL
Reprimand	1	0	0	0	0	0	0	19	0	0	0	0	0	0	0	19
Dismissal from the military/Being fired by the government	2	0	0	0	0	0	0	271	0	0	0	0	0	0	0	271
One year in prison	3	0	0	0	0	0	0	100	0	0	0	0	0	0	0	100
5-9 years in prison	4	0	0	0	0	0	0	297	0	0	0	0	0	0	0	297
10-20 years in prison	5	0	0	0	0	0	0	412	0	0	0	0	0	0	0	412
Life in prison without possibility of parole	6	0	0	0	0	0	0	246	0	0	0	0	0	0	0	246
Don't know	8	0	0	0	0	0	0	56	0	0	0	0	0	0	0	56
No answer	9	0	0	0	0	0	0	18	0	0	0	0	0	0	0	18
Not applicable	IAP	13626	354	7542	353	5907	10334	1398	2765	2812	4510	2023	2044	1974	2538	58180

- B. Leaking sensitive information to a newspaper in order to influence public opinion about a controversial political issue. The offender received no money.

[VAR: PUNLEAK]

<u>RESPONSE</u>	<u>PUNCH</u>	<u>YEAR</u>														
		<u>1972-82</u>	<u>1982B</u>	<u>1983-87</u>	<u>1987B</u>	<u>1988-91</u>	<u>1993-98</u>	<u>2000</u>	<u>2002</u>	<u>2004</u>	<u>2006</u>	<u>2008</u>	<u>2010</u>	<u>2012</u>	<u>2014</u>	<u>ALL</u>
Reprimand	1	0	0	0	0	0	0	203	0	0	0	0	0	0	0	203
Dismissal from the military/Being fired by the government	2	0	0	0	0	0	0	562	0	0	0	0	0	0	0	562
One year in prison	3	0	0	0	0	0	0	217	0	0	0	0	0	0	0	217
5-9 years in prison	4	0	0	0	0	0	0	219	0	0	0	0	0	0	0	219
10-20 years in prison	5	0	0	0	0	0	0	100	0	0	0	0	0	0	0	100
Life in prison without possibility of parole	6	0	0	0	0	0	0	39	0	0	0	0	0	0	0	39
Don't know	8	0	0	0	0	0	0	67	0	0	0	0	0	0	0	67
No answer	9	0	0	0	0	0	0	12	0	0	0	0	0	0	0	12
Not applicable	IAP	13626	354	7542	353	5907	10334	1398	2765	2812	4510	2023	2044	1974	2538	58180

- C. Stealing and selling copies of secret codes and other classified intelligence materials to an agent of a hostile foreign government.

[VAR: PUNENMY]

<u>RESPONSE</u>	<u>PUNCH</u>	<u>YEAR</u>														
		<u>1972-82</u>	<u>1982B</u>	<u>1983-87</u>	<u>1987B</u>	<u>1988-91</u>	<u>1993-98</u>	<u>2000</u>	<u>2002</u>	<u>2004</u>	<u>2006</u>	<u>2008</u>	<u>2010</u>	<u>2012</u>	<u>2014</u>	<u>ALL</u>
Reprimand	1	0	0	0	0	0	0	7	0	0	0	0	0	0	0	7
Dismissal from the military/Being fired by the government	2	0	0	0	0	0	0	107	0	0	0	0	0	0	0	107
One year in prison	3	0	0	0	0	0	0	41	0	0	0	0	0	0	0	41
5-9 years in prison	4	0	0	0	0	0	0	186	0	0	0	0	0	0	0	186
10-20 years in prison	5	0	0	0	0	0	0	413	0	0	0	0	0	0	0	413
Life in prison without possibility of parole	6	0	0	0	0	0	0	601	0	0	0	0	0	0	0	601
Don't know	8	0	0	0	0	0	0	48	0	0	0	0	0	0	0	48
No answer	9	0	0	0	0	0	0	16	0	0	0	0	0	0	0	16
Not applicable	IAP	13626	354	7542	353	5907	10334	1398	2765	2812	4510	2023	2044	1974	2538	58180

D. Stealing and selling these same materials to a friendly foreign government.

[VAR: PUNFRND]

<u>RESPONSE</u>	<u>PUNCH</u>	<u>YEAR</u>														
		<u>1972-82</u>	<u>1982B</u>	<u>1983-87</u>	<u>1987B</u>	<u>1988-91</u>	<u>1993-98</u>	<u>2000</u>	<u>2002</u>	<u>2004</u>	<u>2006</u>	<u>2008</u>	<u>2010</u>	<u>2012</u>	<u>2014</u>	<u>ALL</u>
Reprimand	1	0	0	0	0	0	0	20	0	0	0	0	0	0	0	20
Dismissal from the military/Being fired by the government	2	0	0	0	0	0	0	161	0	0	0	0	0	0	0	161
One year in prison	3	0	0	0	0	0	0	92	0	0	0	0	0	0	0	92
5-9 years in prison	4	0	0	0	0	0	0	286	0	0	0	0	0	0	0	286
10-20 years in prison	5	0	0	0	0	0	0	391	0	0	0	0	0	0	0	391
Life in prison without possibility of parole	6	0	0	0	0	0	0	409	0	0	0	0	0	0	0	409
Don't know	8	0	0	0	0	0	0	49	0	0	0	0	0	0	0	49
No answer	9	0	0	0	0	0	0	11	0	0	0	0	0	0	0	11
Not applicable	IAP	13626	354	7542	353	5907	10334	1398	2765	2812	4510	2023	2044	1974	2538	58180

E. Stealing and selling truck parts and tires from a military depot.

[VAR: PUNTRCK]

<u>RESPONSE</u>	<u>PUNCH</u>	<u>YEAR</u>														
		<u>1972-82</u>	<u>1982B</u>	<u>1983-87</u>	<u>1987B</u>	<u>1988-91</u>	<u>1993-98</u>	<u>2000</u>	<u>2002</u>	<u>2004</u>	<u>2006</u>	<u>2008</u>	<u>2010</u>	<u>2012</u>	<u>2014</u>	<u>ALL</u>
Reprimand	1	0	0	0	0	0	0	87	0	0	0	0	0	0	0	87
Dismissal from the military/Being fired by the government	2	0	0	0	0	0	0	402	0	0	0	0	0	0	0	402
One year in prison	3	0	0	0	0	0	0	376	0	0	0	0	0	0	0	376
5-9 years in prison	4	0	0	0	0	0	0	340	0	0	0	0	0	0	0	340
10-20 years in prison	5	0	0	0	0	0	0	117	0	0	0	0	0	0	0	117
Life in prison without possibility of parole	6	0	0	0	0	0	0	36	0	0	0	0	0	0	0	36
Don't know	8	0	0	0	0	0	0	49	0	0	0	0	0	0	0	49
No answer	9	0	0	0	0	0	0	12	0	0	0	0	0	0	0	12
Not applicable	IAP	13626	354	7542	353	5907	10334	1398	2765	2812	4510	2023	2044	1974	2538	58180

REMARKS: Hand Card IQ contained response options 1-6.

1857. Now I'm going to ask you about several offenses involving the use of a government computer system. For each case, indicate what you would consider to be the appropriate punishment when the offender is a military service member or government employee.

HAND CARD IR

A. Stealing national security data in a computer system.

[VAR: COMSTEAL]

RESPONSE	PUNCH	YEAR														
		1972-82	1982B	1983-87	1987B	1988-91	1993-98	2000	2002	2004	2006	2008	2010	2012	2014	ALL
Reprimand	1	0	0	0	0	0	0	21	0	0	0	0	0	0	0	21
Dismissal from the military/Being fired by the government	2	0	0	0	0	0	0	182	0	0	0	0	0	0	0	182
One year in prison	3	0	0	0	0	0	0	126	0	0	0	0	0	0	0	126
5-9 years in prison	4	0	0	0	0	0	0	332	0	0	0	0	0	0	0	332
10-20 years in prison	5	0	0	0	0	0	0	429	0	0	0	0	0	0	0	429
Life in prison without possibility of parole	6	0	0	0	0	0	0	255	0	0	0	0	0	0	0	255
Don't know	8	0	0	0	0	0	0	59	0	0	0	0	0	0	0	59
No answer	9	0	0	0	0	0	0	15	0	0	0	0	0	0	0	15
Not applicable	IAP	13626	354	7542	353	5907	10334	1398	2765	2812	4510	2023	2044	1974	2538	58180

B. Intentionally damaging national security data in a computer system.

[VAR: COMDATA]

RESPONSE	PUNCH	YEAR														
		1972-82	1982B	1983-87	1987B	1988-91	1993-98	2000	2002	2004	2006	2008	2010	2012	2014	ALL
Reprimand	1	0	0	0	0	0	0	12	0	0	0	0	0	0	0	12
Dismissal from the military/Being fired by the government	2	0	0	0	0	0	0	195	0	0	0	0	0	0	0	195
One year in prison	3	0	0	0	0	0	0	130	0	0	0	0	0	0	0	130
5-9 years in prison	4	0	0	0	0	0	0	313	0	0	0	0	0	0	0	313
10-20 years in prison	5	0	0	0	0	0	0	451	0	0	0	0	0	0	0	451
Life in prison without possibility of parole	6	0	0	0	0	0	0	248	0	0	0	0	0	0	0	248
Don't know	8	0	0	0	0	0	0	56	0	0	0	0	0	0	0	56
No answer	9	0	0	0	0	0	0	14	0	0	0	0	0	0	0	14
Not applicable	IAP	13626	354	7542	353	5907	10334	1398	2765	2812	4510	2023	2044	1974	2538	58180

C. Intentionally damaging or destroying a computer system.

[VAR: COMSYS]

<u>RESPONSE</u>	<u>PUNCH</u>	<u>YEAR</u>														
		<u>1972-82</u>	<u>1982B</u>	<u>1983-87</u>	<u>1987B</u>	<u>1988-91</u>	<u>1993-98</u>	<u>2000</u>	<u>2002</u>	<u>2004</u>	<u>2006</u>	<u>2008</u>	<u>2010</u>	<u>2012</u>	<u>2014</u>	<u>ALL</u>
Reprimand	1	0	0	0	0	0	0	23	0	0	0	0	0	0	0	23
Dismissal from the military/Being fired by the government	2	0	0	0	0	0	0	287	0	0	0	0	0	0	0	287
One year in prison	3	0	0	0	0	0	0	174	0	0	0	0	0	0	0	174
5-9 years in prison	4	0	0	0	0	0	0	377	0	0	0	0	0	0	0	377
10-20 years in prison	5	0	0	0	0	0	0	332	0	0	0	0	0	0	0	332
Life in prison without possibility of parole	6	0	0	0	0	0	0	152	0	0	0	0	0	0	0	152
Don't know	8	0	0	0	0	0	0	57	0	0	0	0	0	0	0	57
No answer	9	0	0	0	0	0	0	17	0	0	0	0	0	0	0	17
Not applicable	IAP	13626	354	7542	353	5907	10334	1398	2765	2812	4510	2023	2044	1974	2538	58180

D. Unauthorized snooping into a computer system.

[VAR: COMSNOOP]

<u>RESPONSE</u>	<u>PUNCH</u>	<u>YEAR</u>														
		<u>1972-82</u>	<u>1982B</u>	<u>1983-87</u>	<u>1987B</u>	<u>1988-91</u>	<u>1993-98</u>	<u>2000</u>	<u>2002</u>	<u>2004</u>	<u>2006</u>	<u>2008</u>	<u>2010</u>	<u>2012</u>	<u>2014</u>	<u>ALL</u>
Reprimand	1	0	0	0	0	0	0	169	0	0	0	0	0	0	0	169
Dismissal from the military/Being fired by the government	2	0	0	0	0	0	0	437	0	0	0	0	0	0	0	437
One year in prison	3	0	0	0	0	0	0	285	0	0	0	0	0	0	0	285
5-9 years in prison	4	0	0	0	0	0	0	250	0	0	0	0	0	0	0	250
10-20 years in prison	5	0	0	0	0	0	0	156	0	0	0	0	0	0	0	156
Life in prison without possibility of parole	6	0	0	0	0	0	0	48	0	0	0	0	0	0	0	48
Don't know	8	0	0	0	0	0	0	59	0	0	0	0	0	0	0	59
No answer	9	0	0	0	0	0	0	15	0	0	0	0	0	0	0	15
Not applicable	IAP	13626	354	7542	353	5907	10334	1398	2765	2812	4510	2023	2044	1974	2538	58180

E. E-mailing SECRET or TOP SECRET government documents or data files to an unauthorized person.

[VAR: COMEMAIL]

<u>RESPONSE</u>	<u>PUNCH</u>	<u>YEAR</u>														
		<u>1972-82</u>	<u>1982B</u>	<u>1983-87</u>	<u>1987B</u>	<u>1988-91</u>	<u>1993-98</u>	<u>2000</u>	<u>2002</u>	<u>2004</u>	<u>2006</u>	<u>2008</u>	<u>2010</u>	<u>2012</u>	<u>2014</u>	<u>ALL</u>
Reprimand	1	0	0	0	0	0	0	35	0	0	0	0	0	0	0	35
Dismissal from the military/Being fired by the government	2	0	0	0	0	0	0	247	0	0	0	0	0	0	0	247
One year in prison	3	0	0	0	0	0	0	174	0	0	0	0	0	0	0	174
5-9 years in prison	4	0	0	0	0	0	0	330	0	0	0	0	0	0	0	330
10-20 years in prison	5	0	0	0	0	0	0	334	0	0	0	0	0	0	0	334
Life in prison without possibility of parole	6	0	0	0	0	0	0	215	0	0	0	0	0	0	0	215
Don't know	8	0	0	0	0	0	0	69	0	0	0	0	0	0	0	69
No answer	9	0	0	0	0	0	0	15	0	0	0	0	0	0	0	15
Not applicable	IAP	13626	354	7542	353	5907	10334	1398	2765	2812	4510	2023	2044	1974	2538	58180

F. Downloading pornographic material from the Internet to a computer at the office.

[VAR: COMPORN]

<u>RESPONSE</u>	<u>PUNCH</u>	<u>YEAR</u>														
		<u>1972-82</u>	<u>1982B</u>	<u>1983-87</u>	<u>1987B</u>	<u>1988-91</u>	<u>1993-98</u>	<u>2000</u>	<u>2002</u>	<u>2004</u>	<u>2006</u>	<u>2008</u>	<u>2010</u>	<u>2012</u>	<u>2014</u>	<u>ALL</u>
Reprimand	1	0	0	0	0	0	0	386	0	0	0	0	0	0	0	386
Dismissal from the military/Being fired by the government	2	0	0	0	0	0	0	545	0	0	0	0	0	0	0	545
One year in prison	3	0	0	0	0	0	0	138	0	0	0	0	0	0	0	138
5-9 years in prison	4	0	0	0	0	0	0	134	0	0	0	0	0	0	0	134
10-20 years in prison	5	0	0	0	0	0	0	76	0	0	0	0	0	0	0	76
Life in prison without possibility of parole	6	0	0	0	0	0	0	61	0	0	0	0	0	0	0	61
Don't know	8	0	0	0	0	0	0	64	0	0	0	0	0	0	0	64
No answer	9	0	0	0	0	0	0	15	0	0	0	0	0	0	0	15
Not applicable	IAP	13626	354	7542	353	5907	10334	1398	2765	2812	4510	2023	2044	1974	2538	58180

REMARKS: Hand Card IR contained response options 1-6.

1858. Protecting secrets is a continuing concern of the government. I am going to ask you about various security measures that the government might apply to individuals with a SECRET or TOP SECRET clearance. Do you strongly agree, agree, neither agree nor disagree, disagree, or strongly disagree that people with SECRET or TOP SECRET clearance should be subject to...

HAND CARD IS

A. Periodic lie detector tests

[VAR: LIETEST]

RESPONSE	PUNCH	YEAR														
		1972-82	1982B	1983-87	1987B	1988-91	1993-98	2000	2002	2004	2006	2008	2010	2012	2014	ALL
Strongly agree	1	0	0	0	0	0	398	458	0	0	0	0	0	0	0	856
Agree	2	0	0	0	0	0	632	628	0	0	0	0	0	0	0	1260
Neither agree nor disagree	3	0	0	0	0	0	137	151	0	0	0	0	0	0	0	288
Disagree	4	0	0	0	0	0	137	111	0	0	0	0	0	0	0	248
Strongly disagree	5	0	0	0	0	0	26	29	0	0	0	0	0	0	0	55
Don't know	8	0	0	0	0	0	41	26	0	0	0	0	0	0	0	67
No answer	9	0	0	0	0	0	16	16	0	0	0	0	0	0	0	32
Not applicable	IAP	13626	354	7542	353	5907	8947	1398	2765	2812	4510	2023	2044	1974	2538	56793

B. Random drug tests

[VAR: TESTDRUG]

RESPONSE	PUNCH	YEAR														
		1972-82	1982B	1983-87	1987B	1988-91	1993-98	2000	2002	2004	2006	2008	2010	2012	2014	ALL
Strongly agree	1	0	0	0	0	0	618	687	0	0	0	0	0	0	0	1305
Agree	2	0	0	0	0	0	624	544	0	0	0	0	0	0	0	1168
Neither agree nor disagree	3	0	0	0	0	0	49	92	0	0	0	0	0	0	0	141
Disagree	4	0	0	0	0	0	46	45	0	0	0	0	0	0	0	91
Strongly disagree	5	0	0	0	0	0	10	12	0	0	0	0	0	0	0	22
Don't know	8	0	0	0	0	0	25	22	0	0	0	0	0	0	0	47
No answer	9	0	0	0	0	0	15	17	0	0	0	0	0	0	0	32
Not applicable	IAP	13626	354	7542	353	5907	8947	1398	2765	2812	4510	2023	2044	1974	2538	56793

C. Wiretapping or electronic surveillance

[VAR: BUGGING]

<u>RESPONSE</u>	<u>PUNCH</u>	<u>YEAR</u>														
		<u>1972-82</u>	<u>1982B</u>	<u>1983-87</u>	<u>1987B</u>	<u>1988-91</u>	<u>1993-98</u>	<u>2000</u>	<u>2002</u>	<u>2004</u>	<u>2006</u>	<u>2008</u>	<u>2010</u>	<u>2012</u>	<u>2014</u>	<u>ALL</u>
Strongly agree	1	0	0	0	0	0	174	0	0	0	0	0	0	0	0	174
Agree	2	0	0	0	0	0	356	0	0	0	0	0	0	0	0	356
Neither agree nor disagree	3	0	0	0	0	0	267	0	0	0	0	0	0	0	0	267
Disagree	4	0	0	0	0	0	400	0	0	0	0	0	0	0	0	400
Strongly disagree	5	0	0	0	0	0	124	0	0	0	0	0	0	0	0	124
Don't know	8	0	0	0	0	0	50	0	0	0	0	0	0	0	0	50
No answer	9	0	0	0	0	0	16	0	0	0	0	0	0	0	0	16
Not applicable	IAP	13626	354	7542	353	5907	8947	2817	2765	2812	4510	2023	2044	1974	2538	58212

D. Regular questions about financial assets and liabilities

[VAR: FINANQS]

<u>RESPONSE</u>	<u>PUNCH</u>	<u>YEAR</u>														
		<u>1972-82</u>	<u>1982B</u>	<u>1983-87</u>	<u>1987B</u>	<u>1988-91</u>	<u>1993-98</u>	<u>2000</u>	<u>2002</u>	<u>2004</u>	<u>2006</u>	<u>2008</u>	<u>2010</u>	<u>2012</u>	<u>2014</u>	<u>ALL</u>
Strongly agree	1	0	0	0	0	0	175	193	0	0	0	0	0	0	0	368
Agree	2	0	0	0	0	0	513	462	0	0	0	0	0	0	0	975
Neither agree nor disagree	3	0	0	0	0	0	231	347	0	0	0	0	0	0	0	578
Disagree	4	0	0	0	0	0	341	307	0	0	0	0	0	0	0	648
Strongly disagree	5	0	0	0	0	0	69	60	0	0	0	0	0	0	0	129
Don't know	8	0	0	0	0	0	44	32	0	0	0	0	0	0	0	76
No answer	9	0	0	0	0	0	14	18	0	0	0	0	0	0	0	32
Not applicable	IAP	13626	354	7542	353	5907	8947	1398	2765	2812	4510	2023	2044	1974	2538	56793

E. Monitoring at work (e.g., searches of briefcases and desks)

[VAR: CHKONJOB]

<u>RESPONSE</u>	<u>PUNCH</u>	<u>YEAR</u>														
		<u>1972-82</u>	<u>1982B</u>	<u>1983-87</u>	<u>1987B</u>	<u>1988-91</u>	<u>1993-98</u>	<u>2000</u>	<u>2002</u>	<u>2004</u>	<u>2006</u>	<u>2008</u>	<u>2010</u>	<u>2012</u>	<u>2014</u>	<u>ALL</u>
Strongly agree	1	0	0	0	0	0	188	0	0	0	0	0	0	0	0	188
Agree	2	0	0	0	0	0	498	0	0	0	0	0	0	0	0	498
Neither agree nor disagree	3	0	0	0	0	0	238	0	0	0	0	0	0	0	0	238
Disagree	4	0	0	0	0	0	348	0	0	0	0	0	0	0	0	348
Strongly disagree	5	0	0	0	0	0	64	0	0	0	0	0	0	0	0	64
Don't know	8	0	0	0	0	0	37	0	0	0	0	0	0	0	0	37
No answer	9	0	0	0	0	0	14	0	0	0	0	0	0	0	0	14
Not applicable	IAP	13626	354	7542	353	5907	8947	2817	2765	2812	4510	2023	2044	1974	2538	58212

F. Monitoring off the job (e.g., reviews of airline and financial databases, court records)

[VAR: CHKOTHER]

<u>RESPONSE</u>	<u>PUNCH</u>	<u>YEAR</u>														
		<u>1972-82</u>	<u>1982B</u>	<u>1983-87</u>	<u>1987B</u>	<u>1988-91</u>	<u>1993-98</u>	<u>2000</u>	<u>2002</u>	<u>2004</u>	<u>2006</u>	<u>2008</u>	<u>2010</u>	<u>2012</u>	<u>2014</u>	<u>ALL</u>
Strongly agree	1	0	0	0	0	0	121	0	0	0	0	0	0	0	0	121
Agree	2	0	0	0	0	0	468	0	0	0	0	0	0	0	0	468
Neither agree nor disagree	3	0	0	0	0	0	250	0	0	0	0	0	0	0	0	250
Disagree	4	0	0	0	0	0	372	0	0	0	0	0	0	0	0	372
Strongly disagree	5	0	0	0	0	0	103	0	0	0	0	0	0	0	0	103
Don't know	8	0	0	0	0	0	59	0	0	0	0	0	0	0	0	59
No answer	9	0	0	0	0	0	14	0	0	0	0	0	0	0	0	14
Not applicable	IAP	13626	354	7542	353	5907	8947	2817	2765	2812	4510	2023	2044	1974	2538	58212

REMARKS: Hand Card IS contained responses 1-5.

1859. Protecting secrets is a continuing concern of the government. I am going to ask you about various security measures that the government might apply to individuals with a SECRET or TOP SECRET clearance. Do you (strongly agree, agree, neither agree nor disagree, disagree, or strongly disagree) that people with SECRET or TOP SECRET clearance should be subject to:

HAND CARD IT

- A. Computer checks of personal financial records

[VAR: COMPFIN]

RESPONSE	PUNCH	YEAR														
		1972-82	1982B	1983-87	1987B	1988-91	1993-98	2000	2002	2004	2006	2008	2010	2012	2014	ALL
Strongly agree	1	0	0	0	0	0	0	185	0	0	0	0	0	0	0	185
Agree	2	0	0	0	0	0	0	411	0	0	0	0	0	0	0	411
Neither agree nor disagree	3	0	0	0	0	0	0	286	0	0	0	0	0	0	0	286
Disagree	4	0	0	0	0	0	0	386	0	0	0	0	0	0	0	386
Strongly disagree	5	0	0	0	0	0	0	98	0	0	0	0	0	0	0	98
Can't choose	8	0	0	0	0	0	0	37	0	0	0	0	0	0	0	37
No answer	9	0	0	0	0	0	0	16	0	0	0	0	0	0	0	16
Not applicable	IAP	13626	354	7542	353	5907	10334	1398	2765	2812	4510	2023	2044	1974	2538	58180

- B. Computer checks of international travel records

[VAR: CHKTRAVL]

RESPONSE	PUNCH	YEAR														
		1972-82	1982B	1983-87	1987B	1988-91	1993-98	2000	2002	2004	2006	2008	2010	2012	2014	ALL
Strongly agree	1	0	0	0	0	0	0	301	0	0	0	0	0	0	0	301
Agree	2	0	0	0	0	0	0	590	0	0	0	0	0	0	0	590
Neither agree nor disagree	3	0	0	0	0	0	0	227	0	0	0	0	0	0	0	227
Disagree	4	0	0	0	0	0	0	209	0	0	0	0	0	0	0	209
Strongly disagree	5	0	0	0	0	0	0	37	0	0	0	0	0	0	0	37
Don't know	8	0	0	0	0	0	0	38	0	0	0	0	0	0	0	38
No answer	9	0	0	0	0	0	0	17	0	0	0	0	0	0	0	17
Not applicable	IAP	13626	354	7542	353	5907	10334	1398	2765	2812	4510	2023	2044	1974	2538	58180

C. Auditing of email and Internet use at work

[VAR: EMAILWRK]

<u>RESPONSE</u>	<u>PUNCH</u>	<u>YEAR</u>														
		<u>1972-82</u>	<u>1982B</u>	<u>1983-87</u>	<u>1987B</u>	<u>1988-91</u>	<u>1993-98</u>	<u>2000</u>	<u>2002</u>	<u>2004</u>	<u>2006</u>	<u>2008</u>	<u>2010</u>	<u>2012</u>	<u>2014</u>	<u>ALL</u>
Strongly agree	1	0	0	0	0	0	0	276	0	0	0	0	0	0	0	276
Agree	2	0	0	0	0	0	0	629	0	0	0	0	0	0	0	629
Neither agree nor disagree	3	0	0	0	0	0	0	209	0	0	0	0	0	0	0	209
Disagree	4	0	0	0	0	0	0	210	0	0	0	0	0	0	0	210
Strongly disagree	5	0	0	0	0	0	0	32	0	0	0	0	0	0	0	32
Don't know	8	0	0	0	0	0	0	45	0	0	0	0	0	0	0	45
No answer	9	0	0	0	0	0	0	18	0	0	0	0	0	0	0	18
Not applicable	IAP	13626	354	7542	353	5907	10334	1398	2765	2812	4510	2023	2044	1974	2538	58180

D. Auditing of email and Internet use at home

[VAR: EMAILHME]

<u>RESPONSE</u>	<u>PUNCH</u>	<u>YEAR</u>														
		<u>1972-82</u>	<u>1982B</u>	<u>1983-87</u>	<u>1987B</u>	<u>1988-91</u>	<u>1993-98</u>	<u>2000</u>	<u>2002</u>	<u>2004</u>	<u>2006</u>	<u>2008</u>	<u>2010</u>	<u>2012</u>	<u>2014</u>	<u>ALL</u>
Strongly agree	1	0	0	0	0	0	0	140	0	0	0	0	0	0	0	140
Agree	2	0	0	0	0	0	0	277	0	0	0	0	0	0	0	277
Neither agree nor disagree	3	0	0	0	0	0	0	253	0	0	0	0	0	0	0	253
Disagree	4	0	0	0	0	0	0	469	0	0	0	0	0	0	0	469
Strongly disagree	5	0	0	0	0	0	0	213	0	0	0	0	0	0	0	213
Can't choose	8	0	0	0	0	0	0	46	0	0	0	0	0	0	0	46
No answer	9	0	0	0	0	0	0	21	0	0	0	0	0	0	0	21
Not applicable	IAP	13626	354	7542	353	5907	10334	1398	2765	2812	4510	2023	2044	1974	2538	58180

E. Wire-tapping of telephone calls at work

[VAR: TAPWRK]

<u>RESPONSE</u>	<u>PUNCH</u>	<u>YEAR</u>														
		<u>1972-82</u>	<u>1982B</u>	<u>1983-87</u>	<u>1987B</u>	<u>1988-91</u>	<u>1993-98</u>	<u>2000</u>	<u>2002</u>	<u>2004</u>	<u>2006</u>	<u>2008</u>	<u>2010</u>	<u>2012</u>	<u>2014</u>	<u>ALL</u>
Strongly agree	1	0	0	0	0	0	0	215	0	0	0	0	0	0	0	215
Agree	2	0	0	0	0	0	0	406	0	0	0	0	0	0	0	406
Neither agree nor disagree	3	0	0	0	0	0	0	254	0	0	0	0	0	0	0	254
Disagree	4	0	0	0	0	0	0	372	0	0	0	0	0	0	0	372
Strongly disagree	5	0	0	0	0	0	0	118	0	0	0	0	0	0	0	118
Can't choose	8	0	0	0	0	0	0	35	0	0	0	0	0	0	0	35
No answer	9	0	0	0	0	0	0	19	0	0	0	0	0	0	0	19
Not applicable	IAP	13626	354	7542	353	5907	10334	1398	2765	2812	4510	2023	2044	1974	2538	58180

F. Wire-tapping of telephone calls at home

[VAR: TAPHME]

<u>RESPONSE</u>	<u>PUNCH</u>	<u>YEAR</u>														
		<u>1972-82</u>	<u>1982B</u>	<u>1983-87</u>	<u>1987B</u>	<u>1988-91</u>	<u>1993-98</u>	<u>2000</u>	<u>2002</u>	<u>2004</u>	<u>2006</u>	<u>2008</u>	<u>2010</u>	<u>2012</u>	<u>2014</u>	<u>ALL</u>
Strongly agree	1	0	0	0	0	0	0	106	0	0	0	0	0	0	0	106
Agree	2	0	0	0	0	0	0	173	0	0	0	0	0	0	0	173
Neither agree nor disagree	3	0	0	0	0	0	0	188	0	0	0	0	0	0	0	188
Disagree	4	0	0	0	0	0	0	534	0	0	0	0	0	0	0	534
Strongly disagree	5	0	0	0	0	0	0	366	0	0	0	0	0	0	0	366
Can't choose	8	0	0	0	0	0	0	34	0	0	0	0	0	0	0	34
No answer	9	0	0	0	0	0	0	18	0	0	0	0	0	0	0	18
Not applicable	IAP	13626	354	7542	353	5907	10334	1398	2765	2812	4510	2023	2044	1974	2538	58180

G. Searches of briefcases and desks at work

[VAR: SRCHWRK]

<u>RESPONSE</u>	<u>PUNCH</u>	<u>YEAR</u>														
		<u>1972-82</u>	<u>1982B</u>	<u>1983-87</u>	<u>1987B</u>	<u>1988-91</u>	<u>1993-98</u>	<u>2000</u>	<u>2002</u>	<u>2004</u>	<u>2006</u>	<u>2008</u>	<u>2010</u>	<u>2012</u>	<u>2014</u>	<u>ALL</u>
Strongly agree	1	0	0	0	0	0	0	193	0	0	0	0	0	0	0	193
Agree	2	0	0	0	0	0	0	481	0	0	0	0	0	0	0	481
Neither agree nor disagree	3	0	0	0	0	0	0	262	0	0	0	0	0	0	0	262
Disagree	4	0	0	0	0	0	0	332	0	0	0	0	0	0	0	332
Strongly disagree	5	0	0	0	0	0	0	104	0	0	0	0	0	0	0	104
Can't choose	8	0	0	0	0	0	0	31	0	0	0	0	0	0	0	31
No answer	9	0	0	0	0	0	0	16	0	0	0	0	0	0	0	16
Not applicable	IAP	13626	354	7542	353	5907	10334	1398	2765	2812	4510	2023	2044	1974	2538	58180

H. Video camera surveillance in the workplace

[VAR: CAMWRK]

<u>RESPONSE</u>	<u>PUNCH</u>	<u>YEAR</u>														
		<u>1972-82</u>	<u>1982B</u>	<u>1983-87</u>	<u>1987B</u>	<u>1988-91</u>	<u>1993-98</u>	<u>2000</u>	<u>2002</u>	<u>2004</u>	<u>2006</u>	<u>2008</u>	<u>2010</u>	<u>2012</u>	<u>2014</u>	<u>ALL</u>
Strongly agree	1	0	0	0	0	0	0	274	0	0	0	0	0	0	0	274
Agree	2	0	0	0	0	0	0	627	0	0	0	0	0	0	0	627
Neither agree nor disagree	3	0	0	0	0	0	0	219	0	0	0	0	0	0	0	219
Disagree	4	0	0	0	0	0	0	182	0	0	0	0	0	0	0	182
Strongly disagree	5	0	0	0	0	0	0	70	0	0	0	0	0	0	0	70
Can't choose	8	0	0	0	0	0	0	30	0	0	0	0	0	0	0	30
No answer	9	0	0	0	0	0	0	17	0	0	0	0	0	0	0	17
Not applicable	IAP	13626	354	7542	353	5907	10334	1398	2765	2812	4510	2023	2044	1974	2538	58180

REMARKS: Hand Card IT contained response options 1-5.

1860. Are the following threats to the United States greater, about the same, or less today than they were 10 years ago?

A. Spying by U.S. citizens for foreign countries

[VAR: USSPY]

<u>RESPONSE</u>	<u>PUNCH</u>	<u>YEAR</u>														
		<u>1972-82</u>	<u>1982B</u>	<u>1983-87</u>	<u>1987B</u>	<u>1988-91</u>	<u>1993-98</u>	<u>2000</u>	<u>2002</u>	<u>2004</u>	<u>2006</u>	<u>2008</u>	<u>2010</u>	<u>2012</u>	<u>2014</u>	<u>ALL</u>
Greater	1	0	0	0	0	0	0	432	0	0	0	0	0	0	0	432
About the same	2	0	0	0	0	0	0	554	0	0	0	0	0	0	0	554
Less	3	0	0	0	0	0	0	239	0	0	0	0	0	0	0	239
Don't know	8	0	0	0	0	0	0	178	0	0	0	0	0	0	0	178
No answer	9	0	0	0	0	0	0	16	0	0	0	0	0	0	0	16
Not applicable	IAP	13626	354	7542	353	5907	10334	1398	2765	2812	4510	2023	2044	1974	2538	58180

B. Spying by foreign agents

[VAR: FORSPY]

<u>RESPONSE</u>	<u>PUNCH</u>	<u>YEAR</u>														
		<u>1972-82</u>	<u>1982B</u>	<u>1983-87</u>	<u>1987B</u>	<u>1988-91</u>	<u>1993-98</u>	<u>2000</u>	<u>2002</u>	<u>2004</u>	<u>2006</u>	<u>2008</u>	<u>2010</u>	<u>2012</u>	<u>2014</u>	<u>ALL</u>
Greater	1	0	0	0	0	0	0	496	0	0	0	0	0	0	0	496
About the same	2	0	0	0	0	0	0	584	0	0	0	0	0	0	0	584
Less	3	0	0	0	0	0	0	167	0	0	0	0	0	0	0	167
Don't know	8	0	0	0	0	0	0	156	0	0	0	0	0	0	0	156
No answer	9	0	0	0	0	0	0	16	0	0	0	0	0	0	0	16
Not applicable	IAP	13626	354	7542	353	5907	10334	1398	2765	2812	4510	2023	2044	1974	2538	58180

C. Terrorism by U.S. citizens

[VAR: USTERROR]

<u>RESPONSE</u>	<u>PUNCH</u>	<u>YEAR</u>														
		<u>1972-82</u>	<u>1982B</u>	<u>1983-87</u>	<u>1987B</u>	<u>1988-91</u>	<u>1993-98</u>	<u>2000</u>	<u>2002</u>	<u>2004</u>	<u>2006</u>	<u>2008</u>	<u>2010</u>	<u>2012</u>	<u>2014</u>	<u>ALL</u>
Greater	1	0	0	0	0	0	0	714	0	0	0	0	0	0	0	714
About the same	2	0	0	0	0	0	0	359	0	0	0	0	0	0	0	359
Less	3	0	0	0	0	0	0	192	0	0	0	0	0	0	0	192
Don't know	8	0	0	0	0	0	0	134	0	0	0	0	0	0	0	134
No answer	9	0	0	0	0	0	0	20	0	0	0	0	0	0	0	20
Not applicable	IAP	13626	354	7542	353	5907	10334	1398	2765	2812	4510	2023	2044	1974	2538	58180

D. Terrorism by foreigners

[VAR: FRTERROR]

<u>RESPONSE</u>	<u>PUNCH</u>	<u>YEAR</u>														
		<u>1972-82</u>	<u>1982B</u>	<u>1983-87</u>	<u>1987B</u>	<u>1988-91</u>	<u>1993-98</u>	<u>2000</u>	<u>2002</u>	<u>2004</u>	<u>2006</u>	<u>2008</u>	<u>2010</u>	<u>2012</u>	<u>2014</u>	<u>ALL</u>
Greater	1	0	0	0	0	0	0	899	0	0	0	0	0	0	0	899
About the same	2	0	0	0	0	0	0	336	0	0	0	0	0	0	0	336
Less	3	0	0	0	0	0	0	79	0	0	0	0	0	0	0	79
Don't know	8	0	0	0	0	0	0	83	0	0	0	0	0	0	0	83
No answer	9	0	0	0	0	0	0	22	0	0	0	0	0	0	0	22
Not applicable	IAP	13626	354	7542	353	5907	10334	1398	2765	2812	4510	2023	2044	1974	2538	58180

E. Stealing U.S. advanced technology and trade secrets by foreigners

[VAR: FORSTEAL]

<u>RESPONSE</u>	<u>PUNCH</u>	<u>YEAR</u>														
		<u>1972-82</u>	<u>1982B</u>	<u>1983-87</u>	<u>1987B</u>	<u>1988-91</u>	<u>1993-98</u>	<u>2000</u>	<u>2002</u>	<u>2004</u>	<u>2006</u>	<u>2008</u>	<u>2010</u>	<u>2012</u>	<u>2014</u>	<u>ALL</u>
Greater	1	0	0	0	0	0	0	732	0	0	0	0	0	0	0	732
About the same	2	0	0	0	0	0	0	412	0	0	0	0	0	0	0	412
Less	3	0	0	0	0	0	0	84	0	0	0	0	0	0	0	84
Don't know	8	0	0	0	0	0	0	174	0	0	0	0	0	0	0	174
No answer	9	0	0	0	0	0	0	17	0	0	0	0	0	0	0	17
Not applicable	IAP	13626	354	7542	353	5907	10334	1398	2765	2812	4510	2023	2044	1974	2538	58180

F. Nuclear war

[VAR: NUCLRWAR]

<u>RESPONSE</u>	<u>PUNCH</u>	<u>YEAR</u>														
		<u>1972-82</u>	<u>1982B</u>	<u>1983-87</u>	<u>1987B</u>	<u>1988-91</u>	<u>1993-98</u>	<u>2000</u>	<u>2002</u>	<u>2004</u>	<u>2006</u>	<u>2008</u>	<u>2010</u>	<u>2012</u>	<u>2014</u>	<u>ALL</u>
Greater	1	0	0	0	0	0	0	432	0	0	0	0	0	0	0	432
About the same	2	0	0	0	0	0	0	401	0	0	0	0	0	0	0	401
Less	3	0	0	0	0	0	0	441	0	0	0	0	0	0	0	441
Don't know	8	0	0	0	0	0	0	129	0	0	0	0	0	0	0	129
No answer	9	0	0	0	0	0	0	16	0	0	0	0	0	0	0	16
Not applicable	IAP	13626	354	7542	353	5907	10334	1398	2765	2812	4510	2023	2044	1974	2538	58180

**ETHNICITY
(ETHNIC- FUCITZN)**

1861. From what countries or part of the world did your ancestors come?

A. IF MORE THAN ONE COUNTRY NAMED: Which one of these countries do you feel closer to?

[VAR: ETHNIC]

RESPONSE	PUNCH	YEAR														
		1972-82	1982B	1983-87	1987B	1988-91	1993-98	2000	2002	2004	2006	2008	2010	2012	2014	ALL
Africa	1	734	195	420	176	387	723	232	228	221	389	150	152	163	183	4353
Austria	2	100	0	44	0	25	38	13	10	8	7	4	5	8	11	273
Canada (French)	3	117	0	107	0	72	123	37	32	10	19	10	14	17	22	580
Canada (Other)	4	92	0	43	0	35	53	12	16	10	19	10	7	6	12	315
China	5	15	0	27	0	22	50	8	14	27	24	13	11	16	22	249
Czechoslovakia	6	162	0	89	0	62	101	25	19	20	57	10	12	6	16	579
Denmark	7	102	0	47	0	51	46	17	14	15	22	9	15	7	7	352
England and Wales	8	1601	1	926	1	725	1023	271	231	286	389	173	162	160	216	6165
Finland	9	102	0	35	0	6	23	7	7	11	11	4	6	9	8	229
France	10	255	1	131	0	98	175	53	48	41	57	31	27	25	28	970
Germany	11	2148	0	1055	2	818	1540	383	330	341	482	246	242	236	282	8105
Greece	12	35	0	20	0	19	42	16	11	11	21	6	9	10	11	211
Hungary	13	100	0	34	0	27	49	6	12	10	14	5	5	6	8	276
Ireland	14	1316	0	763	2	558	981	258	266	283	432	218	198	196	245	5716
Italy	15	651	0	361	0	252	445	115	125	119	196	92	82	89	128	2655
Japan	16	20	0	22	0	18	19	7	7	10	19	4	13	3	7	149
Mexico	17	240	0	173	0	156	247	90	84	130	333	129	127	134	188	2031
Netherlands (Dutch/Holland)	18	201	0	119	0	80	136	32	27	28	47	23	21	18	17	749
Norway	19	216	0	149	0	102	134	49	40	34	44	27	23	16	20	854
Philippines	20	26	0	12	0	12	54	25	18	22	25	13	8	12	15	242
Poland	21	386	0	221	0	150	211	63	67	42	88	27	44	38	43	1380
Puerto Rico	22	87	1	57	0	48	90	37	31	27	53	19	23	18	30	521
Russia (USSR)	23	206	0	81	0	71	112	45	39	31	44	21	18	14	13	695
Scotland	24	356	0	180	1	163	300	80	82	71	119	56	54	37	56	1555
Spain	25	70	0	66	1	53	95	17	18	24	51	30	15	37	36	513
Sweden	26	216	0	105	0	84	125	33	35	29	52	27	18	23	27	774
Switzerland	27	53	0	36	0	27	26	8	4	9	21	8	9	8	3	212
West Indies (Not Specified)	28	32	3	8	3	3	7	6	4	1	4	3	3	2	3	82
Other (SPECIFY) [See REMARKS]	29	80	6	62	5	69	79	29	6	10	20	9	10	44	9	438

[VAR: ETHNIC](CONTINUED)

<u>RESPONSE</u>	<u>PUNCH</u>	<u>YEAR</u>														
		<u>1972-82</u>	<u>1982B</u>	<u>1983-87</u>	<u>1987B</u>	<u>1988-91</u>	<u>1993-98</u>	<u>2000</u>	<u>2002</u>	<u>2004</u>	<u>2006</u>	<u>2008</u>	<u>2010</u>	<u>2012</u>	<u>2014</u>	<u>ALL</u>
American Indian	30	333	28	239	25	223	388	109	118	120	160	78	77	83	100	2081
India	31	21	1	16	2	14	40	15	11	21	25	23	14	23	31	257
Portugal	32	35	0	10	0	6	25	8	6	11	16	10	15	9	11	162
Lithuania	33	52	0	17	0	15	21	6	5	5	5	4	4	2	4	140
Yugoslavia	34	40	0	35	0	25	34	9	3	4	12	4	5	8	4	183
Romania	35	20	0	11	0	4	17	0	6	5	6	5	4	4	2	84
Belgium	36	22	0	9	0	8	11	2	6	3	10	6	8	1	1	87
Arabic	37	14	0	11	0	8	17	1	8	13	12	5	4	3	9	105
Other Spanish	38	42	0	34	0	30	92	29	34	28	107	41	44	36	87	604
West Indies (Non-Spanish)	39	21	4	24	4	18	59	13	16	13	26	22	17	13	28	278
Other Asian	40	0	0	0	0	0	43	15	15	24	29	15	23	17	18	199
Other European	41	0	0	0	0	0	27	8	17	17	21	7	10	6	19	132
American Only	97	361	40	94	19	64	234	56	65	56	130	44	60	61	50	1334
No answer	99	87	5	22	2	61	190	90	39	12	14	8	8	7	8	553
Not possible to code	IAP	2859	69	1627	110	1238	2089	482	591	599	878	374	418	343	500	12177

B. FIRST ETHNICITY MENTIONED

[VAR: ETH1]

<u>RESPONSE</u>	<u>PUNCH</u>	<u>YEAR</u>														
		<u>1972-82</u>	<u>1982B</u>	<u>1983-87</u>	<u>1987B</u>	<u>1988-91</u>	<u>1993-98</u>	<u>2000</u>	<u>2002</u>	<u>2004</u>	<u>2006</u>	<u>2008</u>	<u>2010</u>	<u>2012</u>	<u>2014</u>	<u>ALL</u>
Africa	1	0	0	359	177	400	747	234	241	233	407	156	164	178	201	3497
Austria	2	0	0	42	0	38	64	18	24	10	14	10	2	10	14	246
Canada (French)	3	0	0	89	0	82	129	40	34	12	18	8	15	15	23	465
Canada (Other)	4	0	0	33	0	41	47	13	13	13	18	11	4	8	8	209
China	5	0	0	23	0	22	52	8	12	27	28	14	12	16	23	237
Czechoslovakia	6	0	0	64	0	74	132	27	17	28	57	18	17	10	18	462
Denmark	7	0	0	44	0	46	62	18	19	19	33	11	17	10	9	288
England and Wales	8	0	0	824	3	817	1226	320	297	348	457	226	212	187	256	5173
Finland	9	0	0	16	0	10	23	8	7	12	13	5	6	10	10	120
France	10	0	0	168	2	148	270	60	76	58	102	45	43	41	46	1059
Germany	11	0	0	1066	2	1094	1962	456	523	440	737	338	359	327	418	7722
Greece	12	0	0	21	0	28	47	19	17	11	19	5	9	14	14	204
Hungary	13	0	0	31	0	30	72	8	22	12	27	11	6	8	14	241
Ireland	14	0	0	628	3	630	1042	297	282	338	475	221	223	204	267	4610
Italy	15	0	0	301	0	257	455	132	127	130	215	97	87	93	132	2026

C. SECOND ETHNICITY MENTIONED

[VAR: ETH2]

<u>RESPONSE</u>	<u>PUNCH</u>	<u>YEAR</u>														<u>ALL</u>
		<u>1972-82</u>	<u>1982B</u>	<u>1983-87</u>	<u>1987B</u>	<u>1988-91</u>	<u>1993-98</u>	<u>2000</u>	<u>2002</u>	<u>2004</u>	<u>2006</u>	<u>2008</u>	<u>2010</u>	<u>2012</u>	<u>2014</u>	
Africa	1	0	0	13	10	22	44	16	22	11	15	6	11	9	13	192
Austria	2	0	0	26	0	25	40	10	16	13	9	7	5	9	13	173
Canada (French)	3	0	0	30	0	21	41	8	18	13	14	6	7	10	12	180
Canada (Other)	4	0	0	25	0	13	34	7	8	7	9	2	11	2	10	128
China	5	0	0	1	0	1	7	2	3	3	0	0	3	2	1	23
Czechoslovakia	6	0	0	33	0	32	56	16	28	16	26	12	12	9	10	250
Denmark	7	0	0	29	0	30	47	15	17	22	32	16	8	6	7	229
England and Wales	8	0	0	440	1	402	611	157	197	178	279	114	126	78	129	2712
Finland	9	0	0	8	0	7	15	6	3	1	10	1	3	4	4	62
France	10	0	0	159	0	159	251	63	70	57	98	36	54	42	46	1035
Germany	11	0	0	433	0	412	758	155	226	224	309	138	146	130	173	3104
Greece	12	0	0	4	0	5	17	4	5	7	3	3	1	1	5	55
Hungary	13	0	0	16	0	25	37	8	10	13	7	9	5	7	6	143
Ireland	14	0	0	534	4	492	865	197	268	224	344	156	157	128	185	3554
Italy	15	0	0	32	0	57	108	36	40	33	53	19	20	23	40	461
Japan	16	0	0	2	0	2	6	1	0	1	1	1	2	1	1	18
Mexico	17	0	0	16	0	14	28	12	17	16	21	9	13	10	8	164
Netherlands (Dutch/Holland)	18	0	0	111	0	83	99	40	36	25	56	18	27	17	23	535
Norway	19	0	0	58	0	48	82	30	23	13	34	12	20	14	28	362
Philippines	20	0	0	0	0	0	9	3	2	3	2	0	3	3	2	27
Poland	21	0	0	71	0	61	124	29	47	35	55	32	20	36	43	553
Puerto Rico	22	0	0	3	0	1	9	2	4	6	8	0	4	2	3	42
Russia (USSR)	23	0	0	43	0	34	85	30	34	19	35	10	15	10	16	331
Scotland	24	0	0	194	1	167	303	76	110	86	131	58	71	53	83	1333
Spain	25	0	0	35	0	33	52	16	36	30	40	13	10	11	31	307
Sweden	26	0	0	65	0	56	95	28	38	26	46	19	20	16	23	432
Switzerland	27	0	0	21	0	26	31	9	9	7	21	6	12	4	4	150
West Indies (Not Specified)	28	0	0	0	0	1	0	2	1	2	2	0	2	1	0	11
Other (SPECIFY) [See REMARKS]	29	0	0	22	2	16	22	12	4	4	7	0	2	4	5	100
American Indian	30	0	0	110	15	105	250	55	95	64	118	45	35	35	54	981
India	31	0	0	6	0	6	15	1	4	2	2	0	2	1	5	44
Portugal	32	0	0	5	0	11	14	2	9	4	7	1	4	4	3	64
Lithuania	33	0	0	11	0	12	14	4	2	4	10	3	4	3	0	67
Yugoslavia	34	0	0	11	0	12	17	5	3	5	7	1	3	1	5	70

[VAR: ETH2](CONTINUED)

<u>RESPONSE</u>	<u>PUNCH</u>	<u>YEAR</u>														
		<u>1972-82</u>	<u>1982B</u>	<u>1983-87</u>	<u>1987B</u>	<u>1988-91</u>	<u>1993-98</u>	<u>2000</u>	<u>2002</u>	<u>2004</u>	<u>2006</u>	<u>2008</u>	<u>2010</u>	<u>2012</u>	<u>2014</u>	<u>ALL</u>
Romania	35	0	0	3	0	8	13	1	8	6	5	1	4	3	2	54
Belgium	36	0	0	9	0	1	10	5	2	4	8	4	3	2	1	49
Arabic	37	0	0	7	0	4	9	1	1	3	5	3	2	2	2	39
Other Spanish	38	0	0	8	0	6	13	3	17	7	15	1	9	9	14	102
West Indies (Non-Spanish)	39	0	0	6	2	2	12	2	1	7	5	1	1	2	6	47
Other Asian	40	0	0	0	0	0	5	2	4	7	4	1	3	2	5	33
Other European	41	0	0	0	0	0	12	4	10	6	9	2	1	6	6	56
American Only	97	0	0	4	0	3	7	2	12	3	5	1	6	0	4	47
Don't know	98	0	0	0	0	1	375	2	8	13	8	0	1	0	0	408
No answer	99	0	0	18	2	32	124	37	10	11	14	8	6	5	8	275
Not applicable; No second mention; see ETHNIC	IAP	13626	354	4920	316	3459	5568	1701	1287	1571	2621	1248	1170	1257	1499	40597

D. THIRD ETHNICITY MENTIONED

[VAR: ETH3]

<u>RESPONSE</u>	<u>PUNCH</u>	<u>YEAR</u>														
		<u>1972-82</u>	<u>1982B</u>	<u>1983-87</u>	<u>1987B</u>	<u>1988-91</u>	<u>1993-98</u>	<u>2000</u>	<u>2002</u>	<u>2004</u>	<u>2006</u>	<u>2008</u>	<u>2010</u>	<u>2012</u>	<u>2014</u>	<u>ALL</u>
Africa	1	0	0	2	2	5	14	1	7	1	9	3	2	3	7	56
Austria	2	0	0	7	0	8	5	1	4	5	2	5	3	2	4	46
Canada (French)	3	0	0	12	0	11	16	4	11	9	5	7	7	7	5	94
Canada (Other)	4	0	0	7	0	5	14	2	8	4	10	3	5	0	8	66
China	5	0	0	0	0	0	0	1	0	1	2	0	1	0	1	6
Czechoslovakia	6	0	0	9	0	13	16	5	7	8	11	6	9	5	9	98
Denmark	7	0	0	15	0	16	18	7	8	5	8	6	3	2	5	93
England and Wales	8	0	0	159	0	120	221	57	64	62	141	53	58	59	76	1070
Finland	9	0	0	4	0	1	6	0	6	2	3	0	0	1	1	24
France	10	0	0	60	1	73	130	29	50	38	48	27	20	19	17	512
Germany	11	0	0	142	0	125	217	67	71	72	119	46	54	43	64	1020
Greece	12	0	0	0	0	0	5	1	1	2	3	2	0	3	1	18
Hungary	13	0	0	4	0	5	16	2	4	0	8	4	4	5	4	56
Ireland	14	0	0	164	0	126	249	74	105	84	112	61	63	50	68	1156
Italy	15	0	0	17	0	20	32	16	12	13	13	11	8	14	12	168
Japan	16	0	0	0	0	1	2	1	0	0	0	1	0	0	0	5
Mexico	17	0	0	6	0	5	8	1	0	2	8	3	2	4	5	44
Netherlands (Dutch/Holland)	18	0	0	48	0	45	48	15	24	18	30	16	13	7	21	285

[VAR: ETH3](CONTINUED)

<u>RESPONSE</u>	<u>PUNCH</u>	<u>YEAR</u>														
		<u>1972-82</u>	<u>1982B</u>	<u>1983-87</u>	<u>1987B</u>	<u>1988-91</u>	<u>1993-98</u>	<u>2000</u>	<u>2002</u>	<u>2004</u>	<u>2006</u>	<u>2008</u>	<u>2010</u>	<u>2012</u>	<u>2014</u>	<u>ALL</u>
Norway	19	0	0	15	0	13	35	8	7	5	11	7	6	6	9	122
Philippines	20	0	0	3	0	1	7	0	1	2	0	1	1	1	1	18
Poland	21	0	0	15	0	23	40	19	19	9	28	12	7	13	17	202
Puerto Rico	22	0	0	1	0	1	2	1	2	3	3	0	3	0	4	20
Russia (USSR)	23	0	0	4	0	15	19	11	9	9	5	5	6	5	4	92
Scotland	24	0	0	86	0	80	170	42	61	61	68	36	40	26	43	713
Spain	25	0	0	11	1	10	17	3	10	5	13	4	9	6	11	100
Sweden	26	0	0	26	1	13	30	9	15	11	22	11	12	13	8	171
Switzerland	27	0	0	4	0	8	9	6	5	4	7	3	4	5	2	57
West Indies (Not Specified)	28	0	0	0	1	0		0	0	0	0	0	0	0	0	1
Other (SPECIFY) [See REMARKS]	29	0	0	8	0	5	13	3	2	5	2	0	4	3	2	47
American Indian	30	0	0	69	3	67	145	28	52	61	103	34	45	40	36	683
India	31	0	0	4	0	4	3	1	0	1	1	0	2	0	2	18
Portugal	32	0	0	3	0	1	3	1	3	3	4	0	2	3	2	25
Lithuania	33	0	0	3	0	7	4	2	3	2	2	2	3	2	5	35
Yugoslavia	34	0	0	2	0	1	5	2	3	2	5	1	1	0	2	24
Romania	35	0	0	3	0	0	2	1	1	3	3	2	2	1	1	19
Belgium	36	0	0	1	0	1		2	2	4	4	0	2	2	2	20
Arabic	37	0	0	0	0	1		0	1	0	0	2	0	3	2	9
Other Spanish	38	0	0	2	0	2	8	0	3	2	7	3	3	2	4	36
West Indies (Non-Spanish)	39	0	0	1	0	0	2	0	2	0	3	1	3	0	1	13
Other Asian	40	0	0	0	0	0	1	0	1	2	0	1	2	0	5	12
Other European	41	0	0	0	0	0	5	0	2	4	9	5	3	1	5	34
American Only	97	0	0	2	0	2	12	0	2	2	2	2	4	0	1	29
Don't know	98	0	0	0	0	1	261	0	2	9	29	0	0	0	0	302
No answer	99	0	0	18	2	32	762	37	11	11	14	9	12	5	9	922
Not applicable; No third mention; see ETHNIC	IAP	13626	354	6605	342	5040	7762	2357	2164	2266	3633	1628	1616	1613	2052	51058

REMARKS: Question was recoded so that the summary ethnicity of the respondent appears in ETHNIC, whether obtained in ETHNIC or ETH1-ETH3. See Appendix D: Recodes, for details. Content of Punch 29 (Other SPECIFY) available from NORC. See Appendix N for changes across surveys. See Appendix T, GSS Methodological Reports Nos. 6, 12, and 18. Codes 40 and 41 were used starting in 1994. If planning to perform trend analysis with ETHNIC, please consult GSS Methodological Report No. 56.

[VAR: SPETHNIC] (Continued)

<u>RESPONSE</u>	<u>PUNCH</u>	<u>YEAR</u>														
		<u>1972-82</u>	<u>1982B</u>	<u>1983-87</u>	<u>1987B</u>	<u>1988-91</u>	<u>1993-98</u>	<u>2000</u>	<u>2002</u>	<u>2004</u>	<u>2006</u>	<u>2008</u>	<u>2010</u>	<u>2012</u>	<u>2014</u>	<u>ALL</u>
Italy	15	0	0	123	0	156	48	0	0	0	0	0	0	0	0	327
Japan	16	0	0	9	0	13	5	0	0	0	0	0	0	0	0	27
Mexico	17	0	0	73	0	95	32	0	0	0	0	0	0	0	0	200
Netherlands (Dutch/Holland)	18	0	0	35	0	60	19	0	0	0	0	0	0	0	0	114
Norway	19	0	0	48	0	50	16	0	0	0	0	0	0	0	0	114
Philippines	20	0	0	4	0	6	10	0	0	0	0	0	0	0	0	20
Poland	21	0	0	79	0	88	30	0	0	0	0	0	0	0	0	197
Puerto Rico	22	0	0	14	0	22	3	0	0	0	0	0	0	0	0	39
Russia (USSR)	23	0	0	35	0	39	22	0	0	0	0	0	0	0	0	96
Scotland	24	0	0	71	0	78	34	0	0	0	0	0	0	0	0	183
Spain	25	0	0	10	0	26	15	0	0	0	0	0	0	0	0	51
Sweden	26	0	0	43	0	40	24	0	0	0	0	0	0	0	0	107
Switzerland	27	0	0	15	0	16	4	0	0	0	0	0	0	0	0	35
West Indies (Not Specified)	28	0	0	1	0	0	0	0	0	0	0	0	0	0	0	1
Other (SPECIFY) [See REMARKS]	29	0	0	21	1	39	17	0	0	0	0	0	0	0	0	78
American Indian	30	0	0	83	9	104	35	0	0	0	0	0	0	0	0	231
India	31	0	0	8	0	9	6	0	0	0	0	0	0	0	0	23
Portugal	32	0	0	9	0	7	3	0	0	0	0	0	0	0	0	19
Lithuania	33	0	0	7	0	6	4	0	0	0	0	0	0	0	0	17
Yugoslavia	34	0	0	9	0	9	2	0	0	0	0	0	0	0	0	20
Romania	35	0	0	6	0	3	3	0	0	0	0	0	0	0	0	12
Belgium	36	0	0	3	0	1	1	0	0	0	0	0	0	0	0	5
Arabic	37	0	0	4	0	2	2	0	0	0	0	0	0	0	0	8
Other Spanish	38	0	0	8	0	11	12	0	0	0	0	0	0	0	0	31
West Indies (Non-Spanish)	39	0	0	6	2	14	3	0	0	0	0	0	0	0	0	25
Other Asian	40	0	0	0	0	0	4	0	0	0	0	0	0	0	0	4
Other European	41	0	0	0	0	0	1	0	0	0	0	0	0	0	0	1
America	97	0	0	35	5	31	14	0	0	0	0	0	0	0	0	85
No answer	99	0	0	16	3	50	29	0	0	0	0	0	0	0	0	98
Not possible to code, not married	IAP	13626	354	5600	277	3449	9334	2817	2765	2812	4510	2023	2044	1974	2538	54123

[VAR: SPETH2] (CONTINUED)

<u>RESPONSE</u>	<u>PUNCH</u>	<u>YEAR</u>														
		<u>1972-82</u>	<u>1982B</u>	<u>1983-87</u>	<u>1987B</u>	<u>1988-91</u>	<u>1993-98</u>	<u>2000</u>	<u>2002</u>	<u>2004</u>	<u>2006</u>	<u>2008</u>	<u>2010</u>	<u>2012</u>	<u>2014</u>	<u>ALL</u>
Norway	19	0	0	26	0	20	3	0	0	0	0	0	0	0	0	49
Philippines	20	0	0	1	0	1	1	0	0	0	0	0	0	0	0	3
Poland	21	0	0	20	0	41	15	0	0	0	0	0	0	0	0	76
Puerto Rico	22	0	0	1	0	1	2	0	0	0	0	0	0	0	0	4
Russia (USSR)	23	0	0	14	0	11	5	0	0	0	0	0	0	0	0	30
Scotland	24	0	0	72	0	61	24	0	0	0	0	0	0	0	0	157
Spain	25	0	0	7	0	7	14	0	0	0	0	0	0	0	0	28
Sweden	26	0	0	17	0	37	13	0	0	0	0	0	0	0	0	67
Switzerland	27	0	0	10	0	8	6	0	0	0	0	0	0	0	0	24
West Indies (Not Specified)	28	0	0	0	0	0	0	0	0	0	0	0	0	0	0	0
Other (SPECIFY) [See REMARKS]	29	0	0	16	0	8	5	0	0	0	0	0	0	0	0	29
American Indian	30	0	0	35	0	60	21	0	0	0	0	0	0	0	0	116
India	31	0	0	1	0	0	1	0	0	0	0	0	0	0	0	2
Portugal	32	0	0	1	0	2	1	0	0	0	0	0	0	0	0	4
Lithuania	33	0	0	5	0	4	1	0	0	0	0	0	0	0	0	10
Yugoslavia	34	0	0	3	0	7	3	0	0	0	0	0	0	0	0	13
Romania	35	0	0	1	0	4	3	0	0	0	0	0	0	0	0	8
Belgium	36	0	0	2	0	0	0	0	0	0	0	0	0	0	0	2
Arabic	37	0	0	2	0	0	0	0	0	0	0	0	0	0	0	2
Other Spanish	38	0	0	0	0	2	1	0	0	0	0	0	0	0	0	3
West Indies (Non-Spanish)	39	0	0	0	2	0	0	0	0	0	0	0	0	0	0	2
Other Asian	40	0	0	0	0	0	0	0	0	0	0	0	0	0	0	0
Other European	41	0	0	0	0	0	0	0	0	0	0	0	0	0	0	0
America	97	0	0	2	0	0	1	0	0	0	0	0	0	0	0	3
Don't know	98	0	0	0	0	1	52	0	0	0	0	0	0	0	0	53
No answer	99	0	0	14	3	34	3	0	0	0	0	0	0	0	0	54
Not applicable, second mention not married; see SPETHNIC	IAP	13626	354	6709	344	4935	9883	2817	2765	2812	4510	2023	2044	1974	2538	57334

[VAR: SPETH3] (CONTINUED)

<u>RESPONSE</u>	<u>PUNCH</u>	<u>YEAR</u>														
		<u>1972-82</u>	<u>1982B</u>	<u>1983-87</u>	<u>1987B</u>	<u>1988-91</u>	<u>1993-98</u>	<u>2000</u>	<u>2002</u>	<u>2004</u>	<u>2006</u>	<u>2008</u>	<u>2010</u>	<u>2012</u>	<u>2014</u>	<u>ALL</u>
Romania	35	0	0	0	0	1	0	0	0	0	0	0	0	0	0	1
Belgium	36	0	0	1	0	0	0	0	0	0	0	0	0	0	0	1
Arabic	37	0	0	0	0	0	0	0	0	0	0	0	0	0	0	0
Other Spanish	38	0	0	0	0	0	0	0	0	0	0	0	0	0	0	0
West Indies (Non-Spanish)	39	0	0	0	0	0	0	0	0	0	0	0	0	0	0	0
Other Asian	40	0	0	0	0	0	0	0	0	0	0	0	0	0	0	0
Other European	41	0	0	0	0	0	0	0	0	0	0	0	0	0	0	0
America	97	0	0	2	0	1	0	0	0	0	0	0	0	0	0	3
Don't know	98	0	0	0	0	0	51	0	0	0	0	0	0	0	0	51
No answer	99	0	0	14	3	34	5	0	0	0	0	0	0	0	0	56
Not applicable, No third mention, Not married; see SPETHNIC	IAP	13626	354	7341	350	5651	10200	2817	2765	2812	4510	2023	2044	1974	2538	59005

REMARKS: Question was recoded so that the summary ethnicity of the spouse appears in 1759A, whether obtained in SPETHNIC or SPETH1-SPETH3. See Appendix D: Recodes, for details. Content of Punch 29 (Other SPECIFY) available from NORC. See Appendix N for changes across surveys. See Appendix T, GSS Methodological Reports Nos. 6, 12, 18, and 35. Codes 40 and 41 were used starting in 1994.

1864. [RECODE OF SPETHNIC]

[VAR: SPETHNUM]

<u>RESPONSE</u>	<u>PUNCH</u>	<u>YEAR</u>														
		<u>1972-82</u>	<u>1982B</u>	<u>1983-87</u>	<u>1987B</u>	<u>1988-91</u>	<u>1993-98</u>	<u>2000</u>	<u>2002</u>	<u>2004</u>	<u>2006</u>	<u>2008</u>	<u>2010</u>	<u>2012</u>	<u>2014</u>	<u>ALL</u>
Names one country	1	0	0	1293	70	1715	657	0	0	0	0	0	0	0	0	3735
Names two or more countries, chooses one	2	0	0	633	3	705	322	0	0	0	0	0	0	0	0	1663
Names two or more countries, can't choose	3	0	0	184	3	223	64	0	0	0	0	0	0	0	0	474
Can't name any country	4	0	0	372	36	473	188	0	0	0	0	0	0	0	0	1069
No information	5	0	0	16	3	50	29	0	0	0	0	0	0	0	0	98
Not applicable	IAP	13626	354	5044	238	2741	9074	2817	2765	2812	4510	2023	2044	1974	2538	52560

REMARKS: See Appendix D: Recodes. See Appendix T, GSS Methodological Reports Nos. 6,12,18, and 35.

1865. A. CODE WITHOUT ASKING FOR ALL RESPONDENTS EVEN IF UNCERTAIN.

[VAR: RACESEE]

<u>RESPONSE</u>	<u>PUNCH</u>	<u>YEAR</u>														<u>ALL</u>
		<u>1972-82</u>	<u>1982B</u>	<u>1983-87</u>	<u>1987B</u>	<u>1988-91</u>	<u>1993-98</u>	<u>2000</u>	<u>2002</u>	<u>2004</u>	<u>2006</u>	<u>2008</u>	<u>2010</u>	<u>2012</u>	<u>2014</u>	
White	1	0	0	0	0	0	1185	2238	0	0	0	0	0	0	0	3423
Black	2	0	0	0	0	0	203	432	0	0	0	0	0	0	0	635
Other (SPECIFY)	3	0	0	0	0	0	66	13	0	0	0	0	0	0	0	79
Hispanic	4	0	0	0	0	0	0	36	0	0	0	0	0	0	0	36
Mixed black and white	5	0	0	0	0	0	0	3	0	0	0	0	0	0	0	3
Spanish	6	0	0	0	0	0	0	8	0	0	0	0	0	0	0	8
Filipino	7	0	0	0	0	0	0	8	0	0	0	0	0	0	0	8
American Indian	8	0	0	0	0	0	0	13	0	0	0	0	0	0	0	13
Asian	9	0	0	0	0	0	0	42	0	0	0	0	0	0	0	42
Yellow	10	0	0	0	0	0	0	1	0	0	0	0	0	0	0	1
Mexican	11	0	0	0	0	0	0	5	0	0	0	0	0	0	0	5
Brown	12	0	0	0	0	0	0	1	0	0	0	0	0	0	0	1
Latino/a	13	0	0	0	0	0	0	2	0	0	0	0	0	0	0	2
Middle Eastern	14	0	0	0	0	0	0	1	0	0	0	0	0	0	0	1
Puerto Rican	15	0	0	0	0	0	0	1	0	0	0	0	0	0	0	1
Indian	16	0	0	0	0	0	0	7	0	0	0	0	0	0	0	7
Alaska Native	17	0	0	0	0	0	0	1	0	0	0	0	0	0	0	1
Pacific Islander	18	0	0	0	0	0	0	1	0	0	0	0	0	0	0	1
Cuban	19	0	0	0	0	0	0	1	0	0	0	0	0	0	0	1
Japanese	20	0	0	0	0	0	0	1	0	0	0	0	0	0	0	1
Oriental	21	0	0	0	0	0	0	1	0	0	0	0	0	0	0	1
Trinidad	22	0	0	0	0	0	0	1	0	0	0	0	0	0	0	1
Don't know	98	0	0	0	0	0	6	0	0	0	0	0	0	0	0	6
No answer	99	0	0	0	0	0	0	0	0	0	0	0	0	0	0	0
Not applicable	IAP	13626	354	7542	353	5907	8874	0	2765	2812	4510	2023	2044	1974	2538	55322

B. FOR THE RACIAL CLASSIFICATION YOU JUST ASSIGNED IN "A" INDICATE HOW SURE YOU WERE OF RESPONDENT'S RACE.

[VAR: RACEDBTF]

<u>RESPONSE</u>	<u>PUNCH</u>	<u>YEAR</u>														
		<u>1972-82</u>	<u>1982B</u>	<u>1983-87</u>	<u>1987B</u>	<u>1988-91</u>	<u>1993-98</u>	<u>2000</u>	<u>2002</u>	<u>2004</u>	<u>2006</u>	<u>2008</u>	<u>2010</u>	<u>2012</u>	<u>2014</u>	<u>ALL</u>
No doubt in my mind	1	0	0	0	0	0	1334	2543	0	0	0	0	0	0	0	3877
Some doubt, but pretty sure	2	0	0	0	0	0	58	127	0	0	0	0	0	0	0	185
A lot of doubt, pretty unsure	3	0	0	0	0	0	1	8	0	0	0	0	0	0	0	9
Completely unsure	4	0	0	0	0	0	10	9	0	0	0	0	0	0	0	19
Don't know	8	0	0	0	0	0	0	0	0	0	0	0	0	0	0	0
No answer	9	0	0	0	0	0	57	130	0	0	0	0	0	0	0	187
Not applicable	IAP	13626	354	7542	353	5907	8874	0	2765	2812	4510	2023	2044	1974	2538	55322

C. What race do you consider yourself? RECORD VERBATIM AND CODE.

[VAR: RACESELF]

<u>RESPONSE</u>	<u>PUNCH</u>	<u>YEAR</u>														
		<u>1972-82</u>	<u>1982B</u>	<u>1983-87</u>	<u>1987B</u>	<u>1988-91</u>	<u>1993-98</u>	<u>2000</u>	<u>2002</u>	<u>2004</u>	<u>2006</u>	<u>2008</u>	<u>2010</u>	<u>2012</u>	<u>2014</u>	<u>ALL</u>
White	1	0	0	0	0	0	1139	1072	0	0	0	0	0	0	0	2211
Black	2	0	0	0	0	0	200	212	0	0	0	0	0	0	0	412
Other	3	0	0	0	0	0	117	135	0	0	0	0	0	0	0	252
Don't know	8	0	0	0	0	0	1	0	0	0	0	0	0	0	0	1
No answer	9	0	0	0	0	0	3	0	0	0	0	0	0	0	0	3
Not applicable	IAP	13626	354	7542	353	5907	8874	1398	2765	2812	4510	2023	2044	1974	2538	56720

REMARKS: In 1996, RACESEE contained only three response options: white, black, and other (specify). Those not fitting into the first two categories were recorded verbatim and included in alphanumeric format. Don't Know was punch code 8, and No Answer was punch code 9. In 2000, verbatim responses were included as codes, Don't Know was recoded to 98, and No Answer was recoded to 99.

1866. IF R IS FEMALE, READ LATINA; IF MALE, READ LATINO.

Are you Spanish, Hispanic, or Latino/Latina?

Yes (ASK A)1
 No (GO TO NEXT QUESTION)2

IF YES: Which group are you from?

Mexican, Mexican American, Chicano/Chicana1
 Puerto Rican2
 Cuban3
 Other _____4

[VAR: HISPANIC]

HAND CARD IU

RESPONSE	PUNCH	YEAR														
		1972-82	1982B	1983-87	1987B	1988-91	1993-98	2000	2002	2004	2006	2008	2010	2012	2014	ALL
Not Hispanic	1	0	0	0	0	0	0	2604	2561	2563	3922	1782	1803	1701	2139	19075
Mexican, Mexican American, Chicano/Chicana	2	0	0	0	0	0	0	110	105	156	370	148	147	168	241	1445
Puerto Rican	3	0	0	0	0	0	0	44	39	33	69	24	27	22	42	300
Cuban	4	0	0	0	0	0	0	6	7	7	23	15	10	9	20	97
Salvadorian	5	0	0	0	0	0	0	6	5	4	21	13	11	7	11	78
Guatemalan	6	0	0	0	0	0	0	1	2	5	6	8	3	7	11	43
Panamanian	7	0	0	0	0	0	0	2	2	0	2	1	2	3	0	12
Nicaraguan	8	0	0	0	0	0	0	0	1	0	6	1	1	4	3	16
Costa Rican	9	0	0	0	0	0	0	0	1	0	2	0	0	0	0	3
Central American	10	0	0	0	0	0	0	1	3	3	5	3	1	1	3	20
Honduran	11	0	0	0	0	0	0	0	2	0	10	4	3	6	6	31
Dominican	15	0	0	0	0	0	0	6	5	1	13	2	5	10	12	54
West Indian	16	0	0	0	0	0	0	0	1	0	0	0	0	0	0	1
Peruvian	20	0	0	0	0	0	0	4	1	3	6	1	2	2	7	26
Ecuadorian	21	0	0	0	0	0	0	2	2	2	7	3	7	3	2	28
Colombian	22	0	0	0	0	0	0	4	3	2	9	3	3	6	4	34
Venezuelan	23	0	0	0	0	0	0	1	3	3	3	0	0	0	2	12
Argentinian	24	0	0	0	0	0	0	0	0	1	4	0	1	0	3	9
Chilean	25	0	0	0	0	0	0	0	0	0	0	0	1	0	1	2
Spanish	30	0	0	0	0	0	0	9	10	15	19	9	6	15	20	103

[VAR: HISPANIC](CONTINUED)

<u>RESPONSE</u>	<u>PUNCH</u>	<u>YEAR</u>														
		<u>1972-82</u>	<u>1982B</u>	<u>1983-87</u>	<u>1987B</u>	<u>1988-91</u>	<u>1993-98</u>	<u>2000</u>	<u>2002</u>	<u>2004</u>	<u>2006</u>	<u>2008</u>	<u>2010</u>	<u>2012</u>	<u>2014</u>	<u>ALL</u>
Basque	31	0	0	0	0	0	0	1	0	0	0	0	1	0	0	2
Filipino/a	35	0	0	0	0	0	0	2	0	2	2	0	0	0	0	6
Latin American	40	0	0	0	0	0	0	1	1	1	2	0	0	0	0	5
South American	41	0	0	0	0	0	0	2	2	4	6	1	0	2	1	18
Latin	45	0	0	0	0	0	0	2	0	0	0	0	0	0	1	3
Latino/a	46	0	0	0	0	0	0	3	4	0	1	0	0	2	0	10
Hispanic	47	0	0	0	0	0	0	0	2	0	0	1	3	2	3	11
Other, not specified	50	0	0	0	0	0	0	5	1	1	0	0	1	0	0	8
Don't know	98	0	0	0	0	0	0	1	2	3	2	1	3	3	3	18
No answer	99	0	0	0	0	0	0	0	0	3	0	3	3	1	3	13
Not applicable	IAP	13626	354	7542	353	5907	10334	0	0	0	0	0	0	0	0	38116

REMARKS: The two questions above were asked sequentially of the respondent. Hand Card IU was given to Latino respondents and had response options 2-4 plus "Other Hispanic, specify." See Recodes, Appendix D.

B. Second mention

[VAR: RACECEN2]

<u>RESPONSE</u>	<u>PUNCH</u>	<u>YEAR</u>														
		<u>1972-82</u>	<u>1982B</u>	<u>1983-87</u>	<u>1987B</u>	<u>1988-91</u>	<u>1993-98</u>	<u>2000</u>	<u>2002</u>	<u>2004</u>	<u>2006</u>	<u>2008</u>	<u>2010</u>	<u>2012</u>	<u>2014</u>	<u>ALL</u>
White	1	0	0	0	0	0	0	8	28	28	44	14	21	22	34	199
Black or African American	2	0	0	0	0	0	0	2	10	7	13	10	18	17	17	94
American Indian or Alaska Native [SPECIFY]	3	0	0	0	0	0	0	40	94	95	134	71	77	69	86	666
Asian Indian	4	0	0	0	0	0	0	0	0	0	2	2	3	3	3	13
Chinese	5	0	0	0	0	0	0	2	3	2	7	4	1	2	1	22
Filipino	6	0	0	0	0	0	0	2	1	2	1	1	6	5	5	23
Japanese	7	0	0	0	0	0	0	1	1	4	1	1	2	2	3	15
Korean	8	0	0	0	0	0	0	0	0	3	0	0	3	0	2	8
Vietnamese	9	0	0	0	0	0	0	0	2	1	0	0	0	0	0	3
Other Asian [SPECIFY]	10	0	0	0	0	0	0	0	6	2	6	0	1	1	3	19
Native Hawaiian	11	0	0	0	0	0	0	0	1	1	2	2	3	0	0	9
Guamanian or Chamorro	12	0	0	0	0	0	0	0	1	0	1	1	1	1	1	6
Samoan	13	0	0	0	0	0	0	0	0	0	2	0	0	1	1	4
Other Pacific Islander [SPECIFY]	14	0	0	0	0	0	0	1	0	0	3	0	2	1	0	7
Some other race [SPECIFY]	15	0	0	0	0	0	0	1	3	5	12	2	2	2	4	31
Hispanic	16	0	0	0	0	0	0	15	10	11	8	13	5	12	18	92
Don't know	98	0	0	0	0	0	0	0	2	0	2	0	0	1	1	6
No answer	99	0	0	0	0	0	0	0	2	1	2	0	9	4	13	31
Not applicable	IAP	13626	354	7542	353	5907	10334	2745	2601	2650	4270	1902	1890	1831	2346	58351

C. Third mention

[VAR: RACECEN3]

<u>RESPONSE</u>	<u>PUNCH</u>	<u>YEAR</u>														<u>ALL</u>
		<u>1972-82</u>	<u>1982B</u>	<u>1983-87</u>	<u>1987B</u>	<u>1988-91</u>	<u>1993-98</u>	<u>2000</u>	<u>2002</u>	<u>2004</u>	<u>2006</u>	<u>2008</u>	<u>2010</u>	<u>2012</u>	<u>2014</u>	
White	1	0	0	0	0	0	0	0	1	0	12	3	8	2	3	29
Black or African American	2	0	0	0	0	0	0	1	1	1	2	2	0	1	0	8
American Indian or Alaska Native [SPECIFY]	3	0	0	0	0	0	0	0	6	5	11	3	5	6	8	44
Asian Indian	4	0	0	0	0	0	0	0	1	0	0	0	1	1	0	3
Chinese	5	0	0	0	0	0	0	1	2	2	1	1	2	0	3	12
Filipino	6	0	0	0	0	0	0	0	0	0	0	0	0	0	0	0
Japanese	7	0	0	0	0	0	0	0	0	0	0	0	0	0	1	1
Korean	8	0	0	0	0	0	0	0	1	0	0	0	0	0	0	1
Vietnamese	9	0	0	0	0	0	0	0	1	0	0	0	0	0	0	1
Other Asian [SPECIFY]	10	0	0	0	0	0	0	0	1	0	0	0	0	0	0	1
Native Hawaiian	11	0	0	0	0	0	0	0	0	0	1	0	0	0	1	2
Guamanian or Chamorro	12	0	0	0	0	0	0	0	0	0	0	0	0	0	0	0
Samoan	13	0	0	0	0	0	0	0	1	0	1	0	0	0	0	2
Other Pacific Islander [SPECIFY]	14	0	0	0	0	0	0	0	0	0	0	0	2	1	0	3
Some other race [SPECIFY]	15	0	0	0	0	0	0	0	1	0	1	0	0	0	3	5
Hispanic	16	0	0	0	0	0	0	0	0	0	0	1	1	0	0	2
Don't know	98	0	0	0	0	0	0	0	0	1	5	2	0	0	0	8
No answer	99	0	0	0	0	0	0	0	2	1	0	0	0	0	0	3
Not applicable	IAP	13626	354	7542	353	5907	10334	2815	2747	2802	4476	2011	2025	1963	2519	59474

REMARKS: Hand card IV contained response options 1-15 and prompts for options 3,10,14, and 15.

IF RACE CODED IN RACESEE DISAGREES WITH RACECEN1-RACECEN3, ASK DIFRACE1

IF RACE CODED IN RACESEE AND RACECEN1-RACECEN3 AGREE, SKIP TO USCITZN

1868. A. WHY DO YOU THINK YOUR RACIAL CLASSIFICATION OF THE RESPONDENT IN "A"
DIFFERED FROM THE RESPONDENT'S SELF-CLASSIFICATION IN "C"?

1. First reason

[VAR: DIFRACE1]

<u>RESPONSE</u>	<u>PUNCH</u>	<u>YEAR</u>														
		<u>1972-82</u>	<u>1982B</u>	<u>1983-87</u>	<u>1987B</u>	<u>1988-91</u>	<u>1993-98</u>	<u>2000</u>	<u>2002</u>	<u>2004</u>	<u>2006</u>	<u>2008</u>	<u>2010</u>	<u>2012</u>	<u>2014</u>	<u>ALL</u>
R. being frivolous	1	0	0	0	0	0	1	0	0	0	0	0	0	0	0	1
R. mentions ethnicity, Hispanic, rather than white	2	0	0	0	0	0	15	0	0	0	0	0	0	0	0	15
R. mentions ethnicity, Hispanic, rather than black	3	0	0	0	0	0	3	0	0	0	0	0	0	0	0	3
Chosen race doesn't match physical characteristics	4	0	0	0	0	0	4	0	0	0	0	0	0	0	0	4
Mixed race (e.g. "half Indian/ half White")	5	0	0	0	0	0	5	0	0	0	0	0	0	0	0	5
Respondent rejects racial categories; human race	6	0	0	0	0	0	7	0	0	0	0	0	0	0	0	7
R. rejects Black because "I consider I'm Negro which is Brown"	7	0	0	0	0	0	1	0	0	0	0	0	0	0	0	1
Inter-marriage (current, not parents)	8	0	0	0	0	0	2	0	0	0	0	0	0	0	0	2
Coded as Hispanic by Interviewer, White or Black picked by R.	9	0	0	0	0	0	1	0	0	0	0	0	0	0	0	1
"Doesn't matter what is on the outside - what is inside is important"	10	0	0	0	0	0	0	0	0	0	0	0	0	0	0	0
R. identifies with race, not biologically a member of that race	11	0	0	0	0	0	0	0	0	0	0	0	0	0	0	0
Other Hispanic complications	12	0	0	0	0	0	0	0	0	0	0	0	0	0	0	0
Don't know	98	0	0	0	0	0	0	0	0	0	0	0	0	0	0	0
No answer	99	0	0	0	0	0	0	0	0	0	0	0	0	0	0	0
Not applicable (Punches match for RACESEE and RACESELF)	IAP	13626	354	7542	353	5907	10295	2817	2765	2812	4510	2023	2044	1974	2538	59560

2. Second reason

[VAR: DIFRACE2]

<u>RESPONSE</u>	<u>PUNCH</u>	<u>YEAR</u>														
		<u>1972-82</u>	<u>1982B</u>	<u>1983-87</u>	<u>1987B</u>	<u>1988-91</u>	<u>1993-98</u>	<u>2000</u>	<u>2002</u>	<u>2004</u>	<u>2006</u>	<u>2008</u>	<u>2010</u>	<u>2012</u>	<u>2014</u>	<u>ALL</u>
R. being frivolous	1	0	0	0	0	0	0	0	0	0	0	0	0	0	0	0
R. mentions ethnicity, Hispanic, rather than white	2	0	0	0	0	0	0	0	0	0	0	0	0	0	0	0
R. mentions ethnicity, Hispanic, rather than black	3	0	0	0	0	0	0	0	0	0	0	0	0	0	0	0
Chosen race doesn't match physical characteristics	4	0	0	0	0	0	3	0	0	0	0	0	0	0	0	3
Mixed race (e.g. "half Indian/ half White")	5	0	0	0	0	0	3	0	0	0	0	0	0	0	0	3
Respondent rejects racial categories; human race	6	0	0	0	0	0	0	0	0	0	0	0	0	0	0	0
R. rejects Black because "I consider I'm Negro which is Brown"	7	0	0	0	0	0	0	0	0	0	0	0	0	0	0	0
Inter-marriage (current, not parents)	8	0	0	0	0	0	0	0	0	0	0	0	0	0	0	0
Coded as Hispanic by Interviewer, White or Black picked by R.	9	0	0	0	0	0	0	0	0	0	0	0	0	0	0	0
"Doesn't matter what is on the outside - what is inside is important"	10	0	0	0	0	0	1	0	0	0	0	0	0	0	0	1
R. identifies with race, not biologically a member of that race	11	0	0	0	0	0	0	0	0	0	0	0	0	0	0	0
Other Hispanic complications	12	0	0	0	0	0	0	0	0	0	0	0	0	0	0	0
Don't know	98	0	0	0	0	0	0	0	0	0	0	0	0	0	0	0
No answer	99	0	0	0	0	0	0	0	0	0	0	0	0	0	0	0
Not applicable (Punches match for RACESEE and RACESELF)	IAP	13626	354	7542	353	5907	10327	2817	2765	2812	4510	2023	2044	1974	2538	59592

3. Third reason

[VAR: DIFRACE3]

<u>RESPONSE</u>	<u>PUNCH</u>	<u>YEAR</u>														
		<u>1972-82</u>	<u>1982B</u>	<u>1983-87</u>	<u>1987B</u>	<u>1988-91</u>	<u>1993-98</u>	<u>2000</u>	<u>2002</u>	<u>2004</u>	<u>2006</u>	<u>2008</u>	<u>2010</u>	<u>2012</u>	<u>2014</u>	<u>ALL</u>
R. being frivolous	1	0	0	0	0	0	0	0	0	0	0	0	0	0	0	0
R. mentions ethnicity, Hispanic, rather than white	2	0	0	0	0	0	0	0	0	0	0	0	0	0	0	0
R. mentions ethnicity, Hispanic, rather than black	3	0	0	0	0	0	0	0	0	0	0	0	0	0	0	0
Chosen race doesn't match physical characteristics	4	0	0	0	0	0	0	0	0	0	0	0	0	0	0	0
Mixed race (e.g. "half Indian/ half White")	5	0	0	0	0	0	0	0	0	0	0	0	0	0	0	0
Respondent rejects racial categories; human race	6	0	0	0	0	0	0	0	0	0	0	0	0	0	0	0
R. rejects Black because "I consider I'm Negro which is Brown"	7	0	0	0	0	0	0	0	0	0	0	0	0	0	0	0
Inter-marriage (current, not parents)	8	0	0	0	0	0	0	0	0	0	0	0	0	0	0	0
Coded as Hispanic by Interviewer, White or Black picked by R.	9	0	0	0	0	0	0	0	0	0	0	0	0	0	0	0
"Doesn't matter what is on the outside - what is inside is important"	10	0	0	0	0	0	0	0	0	0	0	0	0	0	0	0
R. identifies with race, not biologically a member of that race	11	0	0	0	0	0	0	0	0	0	0	0	0	0	0	0
Other Hispanic complications	12	0	0	0	0	0	1	0	0	0	0	0	0	0	0	1
Don't know	98	0	0	0	0	0	0	0	0	0	0	0	0	0	0	0
No answer	99	0	0	0	0	0	0	0	0	0	0	0	0	0	0	0
Not applicable (Punches match for RACESEE and RACESELF)	IAP	13626	354	7542	353	5907	10333	2817	2765	2812	4510	2023	2044	1974	2538	59598

REMARKS: Interviewer coded.

1869. Now we would like to ask you about U.S. citizenship. Are you...

[VAR: USCITZN]

<u>RESPONSE</u>	<u>PUNCH</u>	<u>YEAR</u>														
		<u>1972-82</u>	<u>1982B</u>	<u>1983-87</u>	<u>1987B</u>	<u>1988-91</u>	<u>1993-98</u>	<u>2000</u>	<u>2002</u>	<u>2004</u>	<u>2006</u>	<u>2008</u>	<u>2010</u>	<u>2012</u>	<u>2014</u>	<u>ALL</u>
A U.S. citizen	1	0	0	0	0	0	0	0	0	0	0	118	116	141	187	562
Not a U.S. citizen	2	0	0	0	0	0	0	0	0	0	0	133	122	123	157	535
A U.S. citizen born in Puerto Rico, the U.S. Virgin Islands, or the Northern Marianas Islands (if volunteered)	3	0	0	0	0	0	0	0	0	0	0	2	3	1	3	9
U.S. Citizen at that time (if volunteered)	4	0	0	0	0	0	0	0	0	0	0	6	3	2	4	15
Don't know	8	0	0	0	0	0	0	0	0	0	0	1	3	2	0	6
Refused	9	0	0	0	0	0	0	0	0	0	0	5	2	5	3	15
Not applicable	IAP	13626	354	7542	353	5907	10334	2817	2765	2812	4510	1758	1795	1700	2184	58457

REMARKS: RESPONDENT SAYS S/HE IS "NATURALIZED," CODE "A U.S. CITIZEN."

1870. Are you...

[VAR: FUCITZN]

<u>RESPONSE</u>	<u>PUNCH</u>	<u>YEAR</u>														
		<u>1972-82</u>	<u>1982B</u>	<u>1983-87</u>	<u>1987B</u>	<u>1988-91</u>	<u>1993-98</u>	<u>2000</u>	<u>2002</u>	<u>2004</u>	<u>2006</u>	<u>2008</u>	<u>2010</u>	<u>2012</u>	<u>2014</u>	<u>ALL</u>
Currently applying for US citizenship	1	0	0	0	0	0	0	0	0	0	0	24	6	10	11	51
Planning to apply for US citizenship	2	0	0	0	0	0	0	0	0	0	0	61	76	57	84	278
Not planning to apply for US citizenship	3	0	0	0	0	0	0	0	0	0	0	38	34	43	32	147
Not eligible to become a US citizen (if volunteered)	4	0	0	0	0	0	0	0	0	0	0	9	4	11	30	54
Don't know	8	0	0	0	0	0	0	0	0	0	0	1	2	2	0	5
Refused	9	0	0	0	0	0	0	0	0	0	0	6	2	5	3	16
Not applicable	IAP	13626	354	7542	353	5907	10334	2817	2765	2812	4510	1884	1920	1846	2378	59048

**MILITARY SERVICE & WORK
(VETYEARS-SPHOUR)**

1871. Have you ever been on active duty for military training or service for two consecutive months or more?

IF YES: What was your total time on active duty?

[VAR: VETYEARS]

<u>RESPONSE</u>	<u>PUNCH</u>	<u>YEAR</u>														
		<u>1972-82</u>	<u>1982B</u>	<u>1983-87</u>	<u>1987B</u>	<u>1988-91</u>	<u>1993-98</u>	<u>2000</u>	<u>2002</u>	<u>2004</u>	<u>2006</u>	<u>2008</u>	<u>2010</u>	<u>2012</u>	<u>2014</u>	<u>ALL</u>
No active duty	0	5942	298	3742	0	3260	1281	0	0	0	0	0	1825	1745	2242	20335
Yes, less than 2 years	1	338	6	176	0	142	57	0	0	0	0	0	48	49	66	882
Yes, 2-4 years	2	914	31	492	0	352	121	0	0	0	0	0	106	107	131	2254
Yes, more than 4 years	3	320	13	162	0	151	68	0	0	0	0	0	63	70	96	943
Some, don't know how long	4	5	0	0	0	0		0	0	0	0	0	1	0	2	8
No answer	9	23	6	34	0	41	60	0	0	0	0	0	1	3	1	169
Not applicable	IAP	6084	0	2936	353	1961	8747	2817	2765	2812	4510	2023	0	0	0	35008

A. In what branch of the service was that?

[VAR: VETKIND]

<u>RESPONSE</u>	<u>PUNCH</u>	<u>YEAR</u>														
		<u>1972-82</u>	<u>1982B</u>	<u>1983-87</u>	<u>1987B</u>	<u>1988-91</u>	<u>1993-98</u>	<u>2000</u>	<u>2002</u>	<u>2004</u>	<u>2006</u>	<u>2008</u>	<u>2010</u>	<u>2012</u>	<u>2014</u>	<u>ALL</u>
Air Force Guard	1	4	1	1	0	0	0	0	0	0	0	0	0	0	0	6
Air Force (incl. reserve)	2	231	9	91	0	0	0	0	0	0	0	0	0	0	0	331
Navy (incl. reserve)	3	306	8	118	0	0	0	0	0	0	0	0	0	0	0	432
Army (incl. reserve)	4	874	26	255	0	0	0	0	0	0	0	0	0	0	0	1155
National Guard	5	42	1	10	0	0	0	0	0	0	0	0	0	0	0	53
US Marine Corps (incl. reserve)	6	80	6	48	0	0	0	0	0	0	0	0	0	0	0	134
Coast Guard (incl. reserve)	7	17	0	7	0	0	0	0	0	0	0	0	0	0	0	24
Public Health	8	1	0	0	0	0	0	0	0	0	0	0	0	0	0	1
More than one	0	18	0	7	0	0	0	0	0	0	0	0	0	0	0	25
No answer	9	27	5	29	0	0	0	0	0	0	0	0	0	0	0	61
Not applicable (Punch 0 in VETYEARS)	IAP	12026	298	6976	353	5907	10334	2817	2765	2812	4510	2023	2044	1974	2538	57377

IF CURRENTLY WORKING FULL TIME, ASK WORKDY AND WORKHR.

1872. What days of the week do you normally work? CODE ALL THAT APPLY.

[VAR: WORKDY]

<u>RESPONSE</u>	<u>PUNCH</u>	<u>YEAR</u>														
		<u>1972-82</u>	<u>1982B</u>	<u>1983-87</u>	<u>1987B</u>	<u>1988-91</u>	<u>1993-98</u>	<u>2000</u>	<u>2002</u>	<u>2004</u>	<u>2006</u>	<u>2008</u>	<u>2010</u>	<u>2012</u>	<u>2014</u>	<u>ALL</u>
Works Monday through Friday	1	506	0	0	0	0	0	0	0	0	0	0	0	0	0	506
Works some Mondays--Friday and Saturday	2	106	0	0	0	0	0	0	0	0	0	0	0	0	0	106
Works some Mondays--Friday and Sunday	3	12	0	0	0	0	0	0	0	0	0	0	0	0	0	12
Works Saturday and Sunday plus some Monday--Friday	4	49	0	0	0	0	0	0	0	0	0	0	0	0	0	49
No set schedule	5	64	0	0	0	0	0	0	0	0	0	0	0	0	0	64
Don't know	9	13	0	0	0	0	0	0	0	0	0	0	0	0	0	13
Not applicable (Punches 2-8 in WRKSTAT)	IAP	12876	354	7542	353	5907	10334	2817	2765	2812	4510	2023	2044	1974	2538	58849

REMARKS: See Appendix D: Recodes, for details on original question wording.

1873. What hours do you usually work--days, evenings, or nights? CIRCLE ONE CODE.

[VAR: WORKHR]

<u>RESPONSE</u>	<u>PUNCH</u>	<u>YEAR</u>														
		<u>1972-82</u>	<u>1982B</u>	<u>1983-87</u>	<u>1987B</u>	<u>1988-91</u>	<u>1993-98</u>	<u>2000</u>	<u>2002</u>	<u>2004</u>	<u>2006</u>	<u>2008</u>	<u>2010</u>	<u>2012</u>	<u>2014</u>	<u>ALL</u>
Days (Between 8am and 6pm)	1	557	0	0	0	0	0	0	0	0	0	0	0	0	0	557
Evenings (Between 6pm and midnight)	2	24	0	0	0	0	0	0	0	0	0	0	0	0	0	24
Nights (Between midnight and 8am)	3	23	0	0	0	0	0	0	0	0	0	0	0	0	0	23
No set schedule, varies	4	87	0	0	0	0	0	0	0	0	0	0	0	0	0	87
Other (SPECIFY) [See REMARKS]	5	54	0	0	0	0	0	0	0	0	0	0	0	0	0	54
No answer	9	5	0	0	0	0	0	0	0	0	0	0	0	0	0	5
Not applicable (Punches 2-8 in WRKSTAT)	IAP	12876	354	7542	353	5907	10334	2817	2765	2812	4510	2023	2044	1974	2538	58849

REMARKS: Contents of Punch 5 available from NORC.

1874. What days of the week does (SPOUSE) normally work? CODE ALL THAT APPLY.

[VAR: SPDAYS]

<u>RESPONSE</u>	<u>PUNCH</u>	<u>YEAR</u>														
		<u>1972-82</u>	<u>1982B</u>	<u>1983-87</u>	<u>1987B</u>	<u>1988-91</u>	<u>1993-98</u>	<u>2000</u>	<u>2002</u>	<u>2004</u>	<u>2006</u>	<u>2008</u>	<u>2010</u>	<u>2012</u>	<u>2014</u>	<u>ALL</u>
Works Monday through Friday	1	345	0	0	0	0	0	0	0	0	0	0	0	0	0	345
Works some Mondays--Friday and Saturday	2	116	0	0	0	0	0	0	0	0	0	0	0	0	0	116
Works some Mondays--Friday and Sunday	3	7	0	0	0	0	0	0	0	0	0	0	0	0	0	7
Works Saturday and Sunday plus some Monday--Friday	4	45	0	0	0	0	0	0	0	0	0	0	0	0	0	45
No set schedule	5	52	0	0	0	0	0	0	0	0	0	0	0	0	0	52
Don't know	9	4	0	0	0	0	0	0	0	0	0	0	0	0	0	4
Not applicable (Punches 2-8, IAP in SPWRKSTA)	IAP	13057	354	7542	353	5907	10334	2817	2765	2812	4510	2023	2044	1974	2538	59030

REMARKS: See Appendix D: Recodes, for details on original question wording.

1875. What hours does (he/she) usually work--days, evenings, or nights? CIRCLE ONE CODE.

[VAR: SPHOUR]

<u>RESPONSE</u>	<u>PUNCH</u>	<u>YEAR</u>														
		<u>1972-82</u>	<u>1982B</u>	<u>1983-87</u>	<u>1987B</u>	<u>1988-91</u>	<u>1993-98</u>	<u>2000</u>	<u>2002</u>	<u>2004</u>	<u>2006</u>	<u>2008</u>	<u>2010</u>	<u>2012</u>	<u>2014</u>	<u>ALL</u>
Days (between 8am and 6pm)	1	420	0	0	0	0	0	0	0	0	0	0	0	0	0	420
Evenings (Between 6pm and midnight)	2	20	0	0	0	0	0	0	0	0	0	0	0	0	0	20
Nights (Between midnight and 8am)	3	11	0	0	0	0	0	0	0	0	0	0	0	0	0	11
No set schedule, varies	4	75	0	0	0	0	0	0	0	0	0	0	0	0	0	75
Other (SPECIFY) [See REMARKS]	5	38	0	0	0	0	0	0	0	0	0	0	0	0	0	38
No answer	9	5	0	0	0	0	0	0	0	0	0	0	0	0	0	5
Not applicable (Punches 2-8, IAP in SPWRKSTA)	IAP	13057	354	7542	353	5907	10334	2817	2765	2812	4510	2023	2044	1974	2538	59030

REMARKS: Contents of Punch 5 available from NORC.

**RESIDENCE
(DWELLING-DWELOWN)**

1876. DWELLING TYPE.

[VAR: DWELLING]

<u>RESPONSE</u>	<u>PUNCH</u>	<u>YEAR</u>														
		<u>1972-82</u>	<u>1982B</u>	<u>1983-87</u>	<u>1987B</u>	<u>1988-91</u>	<u>1993-98</u>	<u>2000</u>	<u>2002</u>	<u>2004</u>	<u>2006</u>	<u>2008</u>	<u>2010</u>	<u>2012</u>	<u>2014</u>	<u>ALL</u>
Trailer	1	111	9	473	4	409	694	193	197	158	299	118	107	128	116	3016
Detached single family house	2	960	195	4831	180	3686	6142	1574	1492	1841	2853	1336	1244	1269	1525	29128
2-family house, 2 units side-by-side	3	69	19	248	23	203	369	98	112	106	152	62	97	61	68	1687
2-family house, 2 units one above the other	4	52	21	243	8	190	266	72	46	52	76	25	27	53	30	1161
Detached 3-4 family house	5	33	3	148	3	135	196	71	50	54	76	34	30	48	29	910
Row house (3 or more unites in an attached row)	6	71	25	334	25	242	529	167	129	117	220	89	102	74	102	2226
Apartment house (5 or more units, 3 stories or less)	7	138	59	792	71	638	1363	384	484	334	549	224	270	246	312	5864
Apartment house (5 or more units, 4 stories or more)	8	52	7	240	34	207	520	169	160	59	152	73	69	78	125	1945
Apartment in a partly commercial structure	9	8	0	67	1	35	52	8	14	12	25	8	10	7	11	258
Other (SPECIFY)	10	2	9	86	4	80	88	20	52	23	65	23	25	4	23	504
Don't know	98	0	0	0	0	2	47	4	29	47	36	28	55	0	191	439
No answer	99	10	7	80	0	80	68	57	0	9	7	3	8	6	6	341
Not applicable	IAP	12120	0	0	0	0	0	0	0	0	0	0	0	0	0	12120

REMARKS: Contents of Punch 10 available from NORC. Interviewer coded.

1877. A. Compared to houses/apartments in the neighborhood, would you say the house/ apartment was . . .

[VAR: DWELNGH]

<u>RESPONSE</u>	<u>PUNCH</u>	<u>YEAR</u>														
		<u>1972-82</u>	<u>1982B</u>	<u>1983-87</u>	<u>1987B</u>	<u>1988-91</u>	<u>1993-98</u>	<u>2000</u>	<u>2002</u>	<u>2004</u>	<u>2006</u>	<u>2008</u>	<u>2010</u>	<u>2012</u>	<u>2014</u>	<u>ALL</u>
Far above average	1	34	6	49	0	0	0	0	0	0	0	0	0	0	0	89
Above average	2	213	47	458	0	0	0	0	0	0	0	0	0	0	0	718
Average	3	1010	237	2167	0	0	0	0	0	0	0	0	0	0	0	3414
Below average	4	174	45	305	0	0	0	0	0	0	0	0	0	0	0	524
Far below average	5	25	9	39	0	0	0	0	0	0	0	0	0	0	0	73
No answer	9	50	10	54	0	0	0	0	0	0	0	0	0	0	0	114
Not applicable	IAP	12120	0	4470	353	5907	10334	2817	2765	2812	4510	2023	2044	1974	2538	54667

B. Compared to houses/apartments in the city/town/county, would you say the house was . . .

[VAR: DWELCITY]

<u>RESPONSE</u>	<u>PUNCH</u>	<u>YEAR</u>														
		<u>1972-82</u>	<u>1982B</u>	<u>1983-87</u>	<u>1987B</u>	<u>1988-91</u>	<u>1993-98</u>	<u>2000</u>	<u>2002</u>	<u>2004</u>	<u>2006</u>	<u>2008</u>	<u>2010</u>	<u>2012</u>	<u>2014</u>	<u>ALL</u>
Far above average	1	33	4	77	0	0	0	0	0	0	0	0	0	0	0	114
Above average	2	277	41	584	0	0	0	0	0	0	0	0	0	0	0	902
Average	3	776	206	1682	0	0	0	0	0	0	0	0	0	0	0	2664
Below average	4	312	70	573	0	0	0	0	0	0	0	0	0	0	0	955
Far below average	5	50	22	82	0	0	0	0	0	0	0	0	0	0	0	154
No answer	9	58	11	74	0	0	0	0	0	0	0	0	0	0	0	143
Not applicable	IAP	12120	0	4470	353	5907	10334	2817	2765	2812	4510	2023	2044	1974	2538	54667

REMARKS: Interviewer coded.

1878. (Do you/Does your family) own your (home/apartment), pay rent, or what?

[VAR: DWELOWN]

<u>RESPONSE</u>	<u>PUNCH</u>	<u>YEAR</u>														
		<u>1972-82</u>	<u>1982B</u>	<u>1983-87</u>	<u>1987B</u>	<u>1988-91</u>	<u>1993-98</u>	<u>2000</u>	<u>2002</u>	<u>2004</u>	<u>2006</u>	<u>2008</u>	<u>2010</u>	<u>2012</u>	<u>2014</u>	<u>ALL</u>
Own or is buying	1	0	0	2826	144	2436	4256	1101	540	609	1318	889	874	808	1035	16836
Pays rent	2	0	0	1515	200	1270	2355	686	341	268	634	416	524	473	610	9292
Other (SPECIFY)	3	0	0	84	5	87	168	19	23	28	35	22	26	16	25	538
Don't know	8	0	0	1	1	0	1	2	3	0	2	0	1	0	1	12
No answer	9	0	0	44	3	148	108	63	1	1	3	2	5	5	4	387
Not applicable	IAP	13626	354	3072	0	1966	3446	946	1857	1906	2518	694	614	672	863	32534

**VOCABULARY TEST
(WORDA-WORDSUM)**

1879. We would like to know something about how people go about guessing words they do not know. On this card are listed some words--you may know some of them, and you may not know quite a few of them.

On each line the first word is in capital letters -- like BEAST. Then there are five other words. Tell me the number of the word that comes closest to the meaning of the word in capital letters. For example, if the word in capital letters is BEAST, you would say "4" since "animal" come closer to BEAST than any of the other words. If you wish, I will read the words to you. These words are difficult for almost everyone -- just give me your best guess if you are not sure of the answer.

CIRCLE ONE CODE NUMBER FOR EACH ITEM BELOW.

HAND CARD
IW

EXAMPLE

BEAST 1.afraid 2. words 3. large 4. animal 5. separate

A. Word A

[VAR: WORDA]

<u>RESPONSE</u>	<u>PUNCH</u>	<u>YEAR</u>														
		<u>1972-82</u>	<u>1982B</u>	<u>1983-87</u>	<u>1987B</u>	<u>1988-91</u>	<u>1993-98</u>	<u>2000</u>	<u>2002</u>	<u>2004</u>	<u>2006</u>	<u>2008</u>	<u>2010</u>	<u>2012</u>	<u>2014</u>	<u>ALL</u>
Incorrect answer	0	998	74	487	63	625	839	157	0	260	207	194	262	239	296	4701
Correct answer	1	4654	229	2222	226	2976	5049	1125	0	1168	1162	941	1109	1012	1336	23209
No answer	9	369	51	230	64	345	516	137	0	44	100	43	59	51	43	2052
Not applicable	IAP	7605	0	4603	0	1961	3930	1398	2765	1340	3041	845	614	672	863	29637

B. Word B

[VAR: WORDB]

<u>RESPONSE</u>	<u>PUNCH</u>	<u>YEAR</u>														
		<u>1972-82</u>	<u>1982B</u>	<u>1983-87</u>	<u>1987B</u>	<u>1988-91</u>	<u>1993-98</u>	<u>2000</u>	<u>2002</u>	<u>2004</u>	<u>2006</u>	<u>2008</u>	<u>2010</u>	<u>2012</u>	<u>2014</u>	<u>ALL</u>
Incorrect answer	0	291	40	150	38	215	275	69	0	87	114	81	121	103	129	1713
Correct answer	1	5372	258	2549	246	3375	5593	1195	0	1316	1240	1008	1237	1133	1484	26006
No answer	9	358	56	240	69	356	536	155	0	69	115	89	72	66	62	2243
Not applicable	IAP	7605	0	4603	0	1961	3930	1398	2765	1340	3041	845	614	672	863	29637

C. Word C

[VAR: WORDC]

<u>RESPONSE</u>	<u>PUNCH</u>	<u>YEAR</u>														
		<u>1972-82</u>	<u>1982B</u>	<u>1983-87</u>	<u>1987B</u>	<u>1988-91</u>	<u>1993-98</u>	<u>2000</u>	<u>2002</u>	<u>2004</u>	<u>2006</u>	<u>2008</u>	<u>2010</u>	<u>2012</u>	<u>2014</u>	<u>ALL</u>
Incorrect answer	0	3286	176	1548	174	1908	3290	652	0	938	881	754	917	860	1174	16558
Correct answer	1	1316	47	659	40	842	1289	299	0	321	272	201	273	246	284	6089
No answer	9	1419	131	732	139	1196	1825	468	0	213	316	223	240	196	217	7315
Not applicable	IAP	7605	0	4603	0	1961	3930	1398	2765	1340	3041	845	614	672	863	29637

D. Word D

[VAR: WORDD]

<u>RESPONSE</u>	<u>PUNCH</u>	<u>YEAR</u>														
		<u>1972-82</u>	<u>1982B</u>	<u>1983-87</u>	<u>1987B</u>	<u>1988-91</u>	<u>1993-98</u>	<u>2000</u>	<u>2002</u>	<u>2004</u>	<u>2006</u>	<u>2008</u>	<u>2010</u>	<u>2012</u>	<u>2014</u>	<u>ALL</u>
Incorrect answer	0	347	48	144	44	181	249	69	0	79	59	47	64	68	77	1476
Correct answer	1	5323	243	2567	228	3425	5670	1211	0	1337	1310	1062	1308	1194	1563	26441
No answer	9	351	63	228	81	340	485	139	0	56	100	69	58	40	35	2045
Not applicable	IAP	7605	0	4603	0	1961	3930	1398	2765	1340	3041	845	614	672	863	29637

E. Word E

[VAR: WORDE]

<u>RESPONSE</u>	<u>PUNCH</u>	<u>YEAR</u>														
		<u>1972-82</u>	<u>1982B</u>	<u>1983-87</u>	<u>1987B</u>	<u>1988-91</u>	<u>1993-98</u>	<u>2000</u>	<u>2002</u>	<u>2004</u>	<u>2006</u>	<u>2008</u>	<u>2010</u>	<u>2012</u>	<u>2014</u>	<u>ALL</u>
Incorrect answer	0	1380	85	606	78	704	1003	222	0	218	229	203	277	231	288	5524
Correct answer	1	3876	189	1956	184	2690	4645	989	0	1171	1097	883	1073	1004	1310	21067
No answer	9	765	80	377	91	552	756	208	0	83	143	92	80	67	77	3371
Not applicable	IAP	7605	0	4603	0	1961	3930	1398	2765	1340	3041	845	614	672	863	29637

F. Word F

[VAR: WORDF]

<u>RESPONSE</u>	<u>PUNCH</u>	<u>YEAR</u>														
		<u>1972-82</u>	<u>1982B</u>	<u>1983-87</u>	<u>1987B</u>	<u>1988-91</u>	<u>1993-98</u>	<u>2000</u>	<u>2002</u>	<u>2004</u>	<u>2006</u>	<u>2008</u>	<u>2010</u>	<u>2012</u>	<u>2014</u>	<u>ALL</u>
Incorrect answer	0	1000	99	496	99	569	892	187	0	226	186	194	244	235	318	4745
Correct answer	1	4476	174	2125	154	2886	4745	1024	0	1164	1147	884	1091	976	1280	22126
No answer	9	545	81	318	100	491	767	208	0	82	136	100	95	91	77	3091
Not applicable	IAP	7605	0	4603	0	1961	3930	1398	2765	1340	3041	845	614	672	863	29637

G. Word G

[VAR: WORDG]

<u>RESPONSE</u>	<u>PUNCH</u>	<u>YEAR</u>														
		<u>1972-82</u>	<u>1982B</u>	<u>1983-87</u>	<u>1987B</u>	<u>1988-91</u>	<u>1993-98</u>	<u>2000</u>	<u>2002</u>	<u>2004</u>	<u>2006</u>	<u>2008</u>	<u>2010</u>	<u>2012</u>	<u>2014</u>	<u>ALL</u>
Incorrect answer	0	3234	191	1555	183	1999	3406	676	0	840	774	685	837	784	1027	16191
Correct answer	1	2006	60	948	56	1272	1964	437	0	497	482	345	449	378	519	9413
No answer	9	781	103	436	114	675	1034	306	0	135	213	148	144	140	129	4358
Not applicable	IAP	7605	0	4603	0	1961	3930	1398	2765	1340	3041	845	614	672	863	29637

H. Word H

[VAR: WORDH]

<u>RESPONSE</u>	<u>PUNCH</u>	<u>YEAR</u>														
		<u>1972-82</u>	<u>1982B</u>	<u>1983-87</u>	<u>1987B</u>	<u>1988-91</u>	<u>1993-98</u>	<u>2000</u>	<u>2002</u>	<u>2004</u>	<u>2006</u>	<u>2008</u>	<u>2010</u>	<u>2012</u>	<u>2014</u>	<u>ALL</u>
Incorrect answer	0	2880	174	1420	167	1691	2893	555	0	788	675	588	722	701	932	14186
Correct answer	1	1841	49	822	41	1056	1707	358	0	472	473	324	449	360	513	8465
No answer	9	1300	131	697	145	1199	1804	506	0	212	321	266	259	241	230	7311
Not applicable	IAP	7605	0	4603	0	1961	3930	1398	2765	1340	3041	845	614	672	863	29637

I. Word I

[VAR: WORDI]

<u>RESPONSE</u>	<u>PUNCH</u>	<u>YEAR</u>														
		<u>1972-82</u>	<u>1982B</u>	<u>1983-87</u>	<u>1987B</u>	<u>1988-91</u>	<u>1993-98</u>	<u>2000</u>	<u>2002</u>	<u>2004</u>	<u>2006</u>	<u>2008</u>	<u>2010</u>	<u>2012</u>	<u>2014</u>	<u>ALL</u>
Incorrect answer	0	1113	116	581	97	802	1246	289	0	327	337	279	334	301	404	6226
Correct answer	1	4556	172	2136	179	2791	4643	969	0	1094	1018	830	1033	953	1230	21604
No answer	9	352	66	222	77	353	515	161	0	51	114	69	63	48	41	2132
Not applicable	IAP	7605	0	4603	0	1961	3930	1398	2765	1340	3041	845	614	672	863	29637

J. Word J

[VAR: WORDJ]

<u>RESPONSE</u>	<u>PUNCH</u>	<u>YEAR</u>														
		<u>1972-82</u>	<u>1982B</u>	<u>1983-87</u>	<u>1987B</u>	<u>1988-91</u>	<u>1993-98</u>	<u>2000</u>	<u>2002</u>	<u>2004</u>	<u>2006</u>	<u>2008</u>	<u>2010</u>	<u>2012</u>	<u>2014</u>	<u>ALL</u>
Incorrect answer	0	4165	226	1978	228	2529	3986	858	0	993	937	812	979	895	1183	19769
Correct answer	1	1308	40	609	31	845	1492	297	0	397	357	274	345	311	414	6720
No answer	9	548	88	352	94	572	926	264	0	82	175	92	106	96	78	3473
Not applicable	IAP	7605	0	4603	0	1961	3930	1398	2765	1340	3041	845	614	672	863	29637

K. Total number of correct words.

[VAR: WORDSUM]

<u>RESPONSE</u>	<u>PUNCH</u>	<u>YEAR</u>														
		<u>1972-82</u>	<u>1982B</u>	<u>1983-87</u>	<u>1987B</u>	<u>1988-91</u>	<u>1993-98</u>	<u>2000</u>	<u>2002</u>	<u>2004</u>	<u>2006</u>	<u>2008</u>	<u>2010</u>	<u>2012</u>	<u>2014</u>	<u>ALL</u>
None correct	0	37	6	28	7	26	29	9	0	20	10	11	4	10	5	202
One correct	1	109	14	56	7	76	115	27	0	19	22	20	22	20	34	541
Two correct	2	192	34	93	14	147	181	41	0	27	38	36	53	45	46	947
Three correct	3	413	41	183	47	210	339	74	0	54	59	56	79	69	90	1714
Four correct	4	635	40	306	61	369	594	132	0	137	121	115	138	142	153	2943
Five correct	5	958	58	428	56	593	974	220	0	219	224	222	213	215	277	4657
Six correct	6	1164	50	575	54	804	1374	289	0	324	315	266	337	306	400	6258
Seven correct	7	855	39	410	26	597	958	206	0	270	241	196	211	193	284	4486
Eight correct	8	548	13	292	12	376	657	147	0	170	195	113	151	137	195	3006
Nine correct	9	467	11	228	7	284	499	97	0	125	118	81	112	86	118	2233
Ten correct	10	411	3	173	2	215	336	72	0	74	48	44	67	55	53	1553
Did not try	99	232	45	167	60	249	348	105	0	33	78	18	43	24	20	1422
Not applicable	IAP	7605	0	4603	0	1961	3930	1398	2765	1340	3041	845	614	672	863	29637

REMARKS: See Appendix D: Recodes, for discussion of word test. Card IW lists Words and Choices. In 2008 an error in a skip instruction was discovered shortly before the start of the field period. It was not possible to correct the error until after data collection had started. The program correction was implemented starting April 25. As a result, 151 cases in the cross-sectional on versions 1 or 2 who should have been asked vocabulary questions were wrongly skipped. More details on this sample matter are available from the project.

**RELIGIOUS ATTENDACE AND IDENTITY
(GODOC-CHARISMA)**

1880. Now I'm going to ask you about things you did during the **last seven days**. I'm only interested in what you did during the **last seven days**. From last (DAY OF WEEK) to today did you...

A. Go to see a doctor or receive medical treatment at a clinic or hospital?

[VAR: GODOC]

<u>RESPONSE</u>	<u>PUNCH</u>	<u>YEAR</u>														
		<u>1972-82</u>	<u>1982B</u>	<u>1983-87</u>	<u>1987B</u>	<u>1988-91</u>	<u>1993-98</u>	<u>2000</u>	<u>2002</u>	<u>2004</u>	<u>2006</u>	<u>2008</u>	<u>2010</u>	<u>2012</u>	<u>2014</u>	<u>ALL</u>
Yes	1	0	0	0	0	0	454	0	0	0	0	0	0	0	0	454
No	2	0	0	0	0	0	1937	0	0	0	0	0	0	0	0	1937
No answer	9	0	0	0	0	0	5	0	0	0	0	0	0	0	0	5
Not applicable	IAP	13626	354	7542	353	5907	7938	2817	2765	2812	4510	2023	2044	1974	2538	57203

B. Have a meal (breakfast, lunch or dinner) at a restaurant (including fast food places and take-outs)?

[VAR: EATOUT]

<u>RESPONSE</u>	<u>PUNCH</u>	<u>YEAR</u>														
		<u>1972-82</u>	<u>1982B</u>	<u>1983-87</u>	<u>1987B</u>	<u>1988-91</u>	<u>1993-98</u>	<u>2000</u>	<u>2002</u>	<u>2004</u>	<u>2006</u>	<u>2008</u>	<u>2010</u>	<u>2012</u>	<u>2014</u>	<u>ALL</u>
Yes	1	0	0	0	0	0	1923	0	0	0	0	0	0	0	0	1923
No	2	0	0	0	0	0	466	0	0	0	0	0	0	0	0	466
Don't know	8	0	0	0	0	0	1	0	0	0	0	0	0	0	0	1
No answer	9	0	0	0	0	0	6	0	0	0	0	0	0	0	0	6
Not applicable	IAP	13626	354	7542	353	5907	7938	2817	2765	2812	4510	2023	2044	1974	2538	57203

C. Go to a movie theater to see a film?

[VAR: SEEFILM]

<u>RESPONSE</u>	<u>PUNCH</u>	<u>YEAR</u>														
		<u>1972-82</u>	<u>1982B</u>	<u>1983-87</u>	<u>1987B</u>	<u>1988-91</u>	<u>1993-98</u>	<u>2000</u>	<u>2002</u>	<u>2004</u>	<u>2006</u>	<u>2008</u>	<u>2010</u>	<u>2012</u>	<u>2014</u>	<u>ALL</u>
Yes	1	0	0	0	0	0	324	0	0	0	0	0	0	0	0	324
No	2	0	0	0	0	0	2066	0	0	0	0	0	0	0	0	2066
No answer	9	0	0	0	0	0	6	0	0	0	0	0	0	0	0	6
Not applicable	IAP	13626	354	7542	353	5907	7938	2817	2765	2812	4510	2023	2044	1974	2538	57203

D. Attend religious services?

[VAR: ATTRELIG]

<u>RESPONSE</u>	<u>PUNCH</u>	<u>YEAR</u>														
		<u>1972-82</u>	<u>1982B</u>	<u>1983-87</u>	<u>1987B</u>	<u>1988-91</u>	<u>1993-98</u>	<u>2000</u>	<u>2002</u>	<u>2004</u>	<u>2006</u>	<u>2008</u>	<u>2010</u>	<u>2012</u>	<u>2014</u>	<u>ALL</u>
Yes	1	0	0	0	0	0	794	0	0	0	0	0	0	0	0	794
No (SKIP TO RELATE1)	2	0	0	0	0	0	1597	0	0	0	0	0	0	0	0	1597
No answer	9	0	0	0	0	0	5	0	0	0	0	0	0	0	0	5
Not applicable	IAP	13626	354	7542	353	5907	7938	2817	2765	2812	4510	2023	2044	1974	2538	57203

1881. On what day or days do you attend religious services during the **last seven days**? (PROBE, ASK UNTIL "NO" IS GIVEN: "Did you attend religious services on any other days during the **last seven days**?")

[VAR: NUMDAYS]

<u>RESPONSE</u>	<u>PUNCH</u>	<u>YEAR</u>														
		<u>1972-82</u>	<u>1982B</u>	<u>1983-87</u>	<u>1987B</u>	<u>1988-91</u>	<u>1993-98</u>	<u>2000</u>	<u>2002</u>	<u>2004</u>	<u>2006</u>	<u>2008</u>	<u>2010</u>	<u>2012</u>	<u>2014</u>	<u>ALL</u>
0 days	0	0	0	0	0	0	3	0	0	0	0	0	0	0	0	3
1 day	1	0	0	0	0	0	521	0	0	0	0	0	0	0	0	521
2 days	2	0	0	0	0	0	147	0	0	0	0	0	0	0	0	147
3 days	3	0	0	0	0	0	45	0	0	0	0	0	0	0	0	45
4 days	4	0	0	0	0	0	15	0	0	0	0	0	0	0	0	15
5 days	5	0	0	0	0	0	4	0	0	0	0	0	0	0	0	4
6 days	6	0	0	0	0	0	3	0	0	0	0	0	0	0	0	3
7 days	7	0	0	0	0	0	12	0	0	0	0	0	0	0	0	12
Don't know	8	0	0	0	0	0		0	0	0	0	0	0	0	0	0
No answer	9	0	0	0	0	0	49	0	0	0	0	0	0	0	0	49
Not applicable (Punch 2 in ATTRELIG)	IAP	13626	354	7542	353	5907	9535	2817	2765	2812	4510	2023	2044	1974	2538	58800

[VAR: SUNDAY]

<u>RESPONSE</u>	<u>PUNCH</u>	<u>YEAR</u>														
		<u>1972-82</u>	<u>1982B</u>	<u>1983-87</u>	<u>1987B</u>	<u>1988-91</u>	<u>1993-98</u>	<u>2000</u>	<u>2002</u>	<u>2004</u>	<u>2006</u>	<u>2008</u>	<u>2010</u>	<u>2012</u>	<u>2014</u>	<u>ALL</u>
Yes	1	0	0	0	0	0	673	0	0	0	0	0	0	0	0	673
No	2	0	0	0	0	0	61	0	0	0	0	0	0	0	0	61
No answer	9	0	0	0	0	0	65	0	0	0	0	0	0	0	0	65
Not applicable (Punch 2 in ATTRELIG)	IAP	13626	354	7542	353	5907	9535	2817	2765	2812	4510	2023	2044	1974	2538	58800

[VAR: MONDAY]

<u>RESPONSE</u>	<u>PUNCH</u>	<u>YEAR</u>														
		<u>1972-82</u>	<u>1982B</u>	<u>1983-87</u>	<u>1987B</u>	<u>1988-91</u>	<u>1993-98</u>	<u>2000</u>	<u>2002</u>	<u>2004</u>	<u>2006</u>	<u>2008</u>	<u>2010</u>	<u>2012</u>	<u>2014</u>	<u>ALL</u>
Yes	1	0	0	0	0	0	39	0	0	0	0	0	0	0	0	39
No	2	0	0	0	0	0	574	0	0	0	0	0	0	0	0	574
No answer	9	0	0	0	0	0	186	0	0	0	0	0	0	0	0	186
Not applicable (Punch 2 in ATTRELIG)	IAP	13626	354	7542	353	5907	9535	2817	2765	2812	4510	2023	2044	1974	2538	58800

[VAR: TUESDAY]

<u>RESPONSE</u>	<u>PUNCH</u>	<u>YEAR</u>														
		<u>1972-82</u>	<u>1982B</u>	<u>1983-87</u>	<u>1987B</u>	<u>1988-91</u>	<u>1993-98</u>	<u>2000</u>	<u>2002</u>	<u>2004</u>	<u>2006</u>	<u>2008</u>	<u>2010</u>	<u>2012</u>	<u>2014</u>	<u>ALL</u>
Yes	1	0	0	0	0	0	60	0	0	0	0	0	0	0	0	60
No	2	0	0	0	0	0	540	0	0	0	0	0	0	0	0	540
No answer	9	0	0	0	0	0	199	0	0	0	0	0	0	0	0	199
Not applicable (Punch 2 in ATTRELIG)	IAP	13626	354	7542	353	5907	9535	2817	2765	2812	4510	2023	2044	1974	2538	58800

[VAR: WEDNESDY]

<u>RESPONSE</u>	<u>PUNCH</u>	<u>YEAR</u>														
		<u>1972-82</u>	<u>1982B</u>	<u>1983-87</u>	<u>1987B</u>	<u>1988-91</u>	<u>1993-98</u>	<u>2000</u>	<u>2002</u>	<u>2004</u>	<u>2006</u>	<u>2008</u>	<u>2010</u>	<u>2012</u>	<u>2014</u>	<u>ALL</u>
Yes	1	0	0	0	0	0	149	0	0	0	0	0	0	0	0	149
No	2	0	0	0	0	0	473	0	0	0	0	0	0	0	0	473
No answer	9	0	0	0	0	0	177	0	0	0	0	0	0	0	0	177
Not applicable (Punch 2 in ATTRELIG)	IAP	13626	354	7542	353	5907	9535	2817	2765	2812	4510	2023	2044	1974	2538	58800

[VAR: THURSDAY]

<u>RESPONSE</u>	<u>PUNCH</u>	<u>YEAR</u>														
		<u>1972-82</u>	<u>1982B</u>	<u>1983-87</u>	<u>1987B</u>	<u>1988-91</u>	<u>1993-98</u>	<u>2000</u>	<u>2002</u>	<u>2004</u>	<u>2006</u>	<u>2008</u>	<u>2010</u>	<u>2012</u>	<u>2014</u>	<u>ALL</u>
Yes	1	0	0	0	0	0	64	0	0	0	0	0	0	0	0	64
No	2	0	0	0	0	0	528	0	0	0	0	0	0	0	0	528
No answer	9	0	0	0	0	0	207	0	0	0	0	0	0	0	0	207
Not applicable (Punch 2 in ATTRELIG)	IAP	13626	354	7542	353	5907	9535	2817	2765	2812	4510	2023	2044	1974	2538	58800

[VAR: FRIDAY]

RESPONSE	PUNCH	YEAR														
		1972-82	1982B	1983-87	1987B	1988-91	1993-98	2000	2002	2004	2006	2008	2010	2012	2014	ALL
Yes	1	0	0	0	0	0	52	0	0	0	0	0	0	0	0	52
No	2	0	0	0	0	0	545	0	0	0	0	0	0	0	0	545
No answer	9	0	0	0	0	0	202	0	0	0	0	0	0	0	0	202
Not applicable (Punch 2 in ATTRELIG)	IAP	13626	354	7542	353	5907	9535	2817	2765	2812	4510	2023	2044	1974	2538	58800

[VAR: SATURDAY]

RESPONSE	PUNCH	YEAR														
		1972-82	1982B	1983-87	1987B	1988-91	1993-98	2000	2002	2004	2006	2008	2010	2012	2014	ALL
Yes	1	0	0	0	0	0	94	0	0	0	0	0	0	0	0	94
No	2	0	0	0	0	0	511	0	0	0	0	0	0	0	0	511
No answer	9	0	0	0	0	0	194	0	0	0	0	0	0	0	0	194
Not applicable (Punch 2 in ATTRELIG)	IAP	13626	354	7542	353	5907	9535	2817	2765	2812	4510	2023	2044	1974	2538	58800

1882. During the **last seven days** did you do the following:

- A. Attend a regular, weekly worship service at a church/synagogue (e.g. mass or Sunday morning services).
Don't include watching a service on TV or listening to one on the radio.

[VAR: ATTREG]

RESPONSE	PUNCH	YEAR														
		1972-82	1982B	1983-87	1987B	1988-91	1993-98	2000	2002	2004	2006	2008	2010	2012	2014	ALL
Yes	1	0	0	0	0	0	671	0	0	0	0	0	0	0	0	671
No	2	0	0	0	0	0	78	0	0	0	0	0	0	0	0	78
No answer	9	0	0	0	0	0	51	0	0	0	0	0	0	0	0	51
Not applicable (Punch 2 in ATTRELIG)	IAP	13626	354	7542	353	5907	9534	2817	2765	2812	4510	2023	2044	1974	2538	58799

- B. Watch a religious program on television or listen to a religious program on the radio?

[VAR: MEDIAREL]

RESPONSE	PUNCH	YEAR														
		1972-82	1982B	1983-87	1987B	1988-91	1993-98	2000	2002	2004	2006	2008	2010	2012	2014	ALL
Yes	1	0	0	0	0	0	613	0	0	0	0	0	0	0	0	613
No	2	0	0	0	0	0	1674	0	0	0	0	0	0	0	0	1674
Don't know	8	0	0	0	0	0	2	0	0	0	0	0	0	0	0	2
No answer	9	0	0	0	0	0	107	0	0	0	0	0	0	0	0	107
Not applicable	IAP	13626	354	7542	353	5907	7938	2817	2765	2812	4510	2023	2044	1974	2538	57203

- C. Attend some other type of religious event or meeting (e.g. prayer breakfasts, Bible study groups, choir practices, church sponsored lectures, adult fellowship meetings)?

[VAR: OTHREL]

RESPONSE	PUNCH	YEAR														
		1972-82	1982B	1983-87	1987B	1988-91	1993-98	2000	2002	2004	2006	2008	2010	2012	2014	ALL
Yes (Ask OTHREL1)	1	0	0	0	0	0	277	0	0	0	0	0	0	0	0	277
No (SKIP TO INSTRUCTIONS BEFORE RELIGID)	2	0	0	0	0	0	2007	0	0	0	0	0	0	0	0	2007
Don't know	8	0	0	0	0	0	1	0	0	0	0	0	0	0	0	1
No answer	9	0	0	0	0	0	111	0	0	0	0	0	0	0	0	111
Not applicable	IAP	13626	354	7542	353	5907	7938	2817	2765	2812	4510	2023	2044	1974	2538	57203

1883. [Besides the regular, weekly worship service,] What type of religious events or meetings did you attend during the last seven days?

1. First mention

[VAR: OTHREL1]

RESPONSE	PUNCH	YEAR														
		1972-82	1982B	1983-87	1987B	1988-91	1993-98	2000	2002	2004	2006	2008	2010	2012	2014	ALL
	1	0	0	0	0	0	69	0	0	0	0	0	0	0	0	69
Choir practice, choral, concert, play	2	0	0	0	0	0	39	0	0	0	0	0	0	0	0	39
Discussion group	3	0	0	0	0	0	18	0	0	0	0	0	0	0	0	18
Lecture	4	0	0	0	0	0	3	0	0	0	0	0	0	0	0	3
Governing board, administration congregational leadership	5	0	0	0	0	0	19	0	0	0	0	0	0	0	0	19
Preaching, taught Sunday school, ministry	6	0	0	0	0	0	7	0	0	0	0	0	0	0	0	7
Prayer group, prayer breakfast, prayer meeting	7	0	0	0	0	0	27	0	0	0	0	0	0	0	0	27
Counseling	8	0	0	0	0	0	3	0	0	0	0	0	0	0	0	3
Worship service	9	0	0	0	0	0	20	0	0	0	0	0	0	0	0	20
Other, religious	10	0	0	0	0	0	37	0	0	0	0	0	0	0	0	37
Other, non-religious	11	0	0	0	0	0	15	0	0	0	0	0	0	0	0	15
Don't know	98	0	0	0	0	0	0	0	0	0	0	0	0	0	0	0
No answer	99	0	0	0	0	0	12	0	0	0	0	0	0	0	0	12
Not applicable (Punch 2 in OTHREL)	IAP	13626	354	7542	353	5907	10065	2817	2765	2812	4510	2023	2044	1974	2538	59330

2. Second Mention

[VAR: OTHREL2]

<u>RESPONSE</u>	<u>PUNCH</u>	<u>YEAR</u>														
		<u>1972-82</u>	<u>1982B</u>	<u>1983-87</u>	<u>1987B</u>	<u>1988-91</u>	<u>1993-98</u>	<u>2000</u>	<u>2002</u>	<u>2004</u>	<u>2006</u>	<u>2008</u>	<u>2010</u>	<u>2012</u>	<u>2014</u>	<u>ALL</u>
Bible study, Bible class	1	0	0	0	0	0	12	0	0	0	0	0	0	0	0	12
Choir practice, choral, concert, play	2	0	0	0	0	0	3	0	0	0	0	0	0	0	0	3
Discussion group	3	0	0	0	0	0	2	0	0	0	0	0	0	0	0	2
Lecture	4	0	0	0	0	0	2	0	0	0	0	0	0	0	0	2
Governing board, administration congregational leadership	5	0	0	0	0	0	1	0	0	0	0	0	0	0	0	1
Preaching, taught Sunday school, ministry	6	0	0	0	0	0	2	0	0	0	0	0	0	0	0	2
Prayer group, prayer breakfast, prayer meeting	7	0	0	0	0	0	10	0	0	0	0	0	0	0	0	10
Counseling	8	0	0	0	0	0	0	0	0	0	0	0	0	0	0	0
Worship service	9	0	0	0	0	0	1	0	0	0	0	0	0	0	0	1
Other, religious	10	0	0	0	0	0	9	0	0	0	0	0	0	0	0	9
Other, non-religious	11	0	0	0	0	0	0	0	0	0	0	0	0	0	0	0
Don't know	98	0	0	0	0	0	0	0	0	0	0	0	0	0	0	0
No answer	99	0	0	0	0	0	0	0	0	0	0	0	0	0	0	0
Not applicable (Punch 2 in OTHREL)	IAP	13626	354	7542	353	5907	10292	2817	2765	2812	4510	2023	2044	1974	2538	59557

3. Third mention

[VAR: OTHREL3]

<u>RESPONSE</u>	<u>PUNCH</u>	<u>YEAR</u>														
		<u>1972-82</u>	<u>1982B</u>	<u>1983-87</u>	<u>1987B</u>	<u>1988-91</u>	<u>1993-98</u>	<u>2000</u>	<u>2002</u>	<u>2004</u>	<u>2006</u>	<u>2008</u>	<u>2010</u>	<u>2012</u>	<u>2014</u>	<u>ALL</u>
Bible study, Bible class	1	0	0	0	0	0	0	0	0	0	0	0	0	0	0	0
Choir practice, choral, concert, play	2	0	0	0	0	0	1	0	0	0	0	0	0	0	0	1
Discussion group	3	0	0	0	0	0	0	0	0	0	0	0	0	0	0	0
Lecture	4	0	0	0	0	0	0	0	0	0	0	0	0	0	0	0
Governing board, administration congregational leadership	5	0	0	0	0	0	2	0	0	0	0	0	0	0	0	2
Preaching, taught Sunday school, ministry	6	0	0	0	0	0	1	0	0	0	0	0	0	0	0	1
Prayer group, prayer breakfast, prayer meeting	7	0	0	0	0	0	1	0	0	0	0	0	0	0	0	1
Counseling	8	0	0	0	0	0	0	0	0	0	0	0	0	0	0	0
Worship service	9	0	0	0	0	0	1	0	0	0	0	0	0	0	0	1
Other, religious	10	0	0	0	0	0	3	0	0	0	0	0	0	0	0	3
Other, non-religious	11	0	0	0	0	0	0	0	0	0	0	0	0	0	0	0
Don't know	98	0	0	0	0	0	0	0	0	0	0	0	0	0	0	0
No answer	99	0	0	0	0	0	0	0	0	0	0	0	0	0	0	0
Not applicable (Punch 2 in OTHREL)	IAP	13626	354	7542	353	5907	10325	2817	2765	2812	4510	2023	2044	1974	2538	59590

1884. Did you, yourself, happen to attend church or synagogue in the last seven days?

[VAR: ATTWEEK]

<u>RESPONSE</u>	<u>PUNCH</u>	<u>YEAR</u>														
		<u>1972-82</u>	<u>1982B</u>	<u>1983-87</u>	<u>1987B</u>	<u>1988-91</u>	<u>1993-98</u>	<u>2000</u>	<u>2002</u>	<u>2004</u>	<u>2006</u>	<u>2008</u>	<u>2010</u>	<u>2012</u>	<u>2014</u>	<u>ALL</u>
Yes	1	0	0	0	0	0	193	0	0	0	0	0	0	0	0	193
No	2	0	0	0	0	0	313	0	0	0	0	0	0	0	0	313
Don't know	8	0	0	0	0	0	0	0	0	0	0	0	0	0	0	0
No answer	9	0	0	0	0	0	40	0	0	0	0	0	0	0	0	40
Not applicable (Punch 2 in OTHREL)	IAP	13626	354	7542	353	5907	9788	2817	2765	2812	4510	2023	2044	1974	2538	59053

IF PROTESTANT, ASK RELIGID-RELIDBST. IF NOT PROTESTANT, GO TO CATHID.

1885. A. When it comes to your religious identity, would you say you are a fundamentalist, evangelical, mainline, or liberal Protestant or do none of these describe you?

HAND CARD IY

[VAR: RELIGID]

RESPONSE	PUNCH	YEAR														
		1972-82	1982B	1983-87	1987B	1988-91	1993-98	2000	2002	2004	2006	2008	2010	2012	2014	ALL
Fundamentalist	1	0	0	0	0	0	236	0	0	0	0	0	0	0	0	236
Evangelical	2	0	0	0	0	0	303	0	0	0	0	0	0	0	0	303
Mainline	3	0	0	0	0	0	404	0	0	0	0	0	0	0	0	404
Liberal	4	0	0	0	0	0	387	0	0	0	0	0	0	0	0	387
None	5	0	0	0	0	0	793	0	0	0	0	0	0	0	0	793
Other (SPECIFY)	6	0	0	0	0	0	85	0	0	0	0	0	0	0	0	85
Don't know	8	0	0	0	0	0	31	0	0	0	0	0	0	0	0	31
No answer	9	0	0	0	0	0	238	0	0	0	0	0	0	0	0	238
Not applicable (Not Punch 1 in RELIG)	IAP	13626	354	7542	353	5907	7857	2817	2765	2812	4510	2023	2044	1974	2538	57122

IF R IS PROTESTANT, ASK RELID1

B. When it comes to your religious identity, would you say you are a pentecostal, fundamentalist, evangelical, mainline, or liberal Protestant, or do none of these describe you?

[VAR: RELID1]

RESPONSE	PUNCH	YEAR														
		1972-82	1982B	1983-87	1987B	1988-91	1993-98	2000	2002	2004	2006	2008	2010	2012	2014	ALL
Pentecostal	1	0	0	0	0	0	0	128	0	0	0	0	0	0	0	128
Fundamentalist	2	0	0	0	0	0	0	74	0	0	0	0	0	0	0	74
Evangelical	3	0	0	0	0	0	0	135	0	0	0	0	0	0	0	135
Mainline	4	0	0	0	0	0	0	170	0	0	0	0	0	0	0	170
Liberal	5	0	0	0	0	0	0	219	0	0	0	0	0	0	0	219
None	6	0	0	0	0	0	0	641	0	0	0	0	0	0	0	641
Other (SPECIFY)	7	0	0	0	0	0	0	38	0	0	0	0	0	0	0	38
Don't know	8	0	0	0	0	0	0	11	0	0	0	0	0	0	0	11
No answer	9	0	0	0	0	0	0	34	0	0	0	0	0	0	0	34
Not applicable (Punch not 1 in RELIG)	IAP	13626	354	7542	353	5907	10334	1367	2765	2812	4510	2023	2044	1974	2538	58149

C. Do you consider yourself to be a member of [READ REMAINING GROUPS]?

[VAR: RELID2]

<u>RESPONSE</u>	<u>PUNCH</u>	<u>YEAR</u>														
		<u>1972-82</u>	<u>1982B</u>	<u>1983-87</u>	<u>1987B</u>	<u>1988-91</u>	<u>1993-98</u>	<u>2000</u>	<u>2002</u>	<u>2004</u>	<u>2006</u>	<u>2008</u>	<u>2010</u>	<u>2012</u>	<u>2014</u>	<u>ALL</u>
Pentecostal	1	0	0	0	0	0	0	5	0	0	0	0	0	0	0	5
Fundamentalist	2	0	0	0	0	0	0	11	0	0	0	0	0	0	0	11
Evangelical	3	0	0	0	0	0	0	19	0	0	0	0	0	0	0	19
Mainline	4	0	0	0	0	0	0	17	0	0	0	0	0	0	0	17
Liberal	5	0	0	0	0	0	0	10	0	0	0	0	0	0	0	10
None	6	0	0	0	0	0	0	480	0	0	0	0	0	0	0	480
Other (SPECIFY)	7	0	0	0	0	0	0	3	0	0	0	0	0	0	0	3
Don't know	8	0	0	0	0	0	0	11	0	0	0	0	0	0	0	11
No answer	9	0	0	0	0	0	0	253	0	0	0	0	0	0	0	253
Not applicable (Punch not 1 in RELIG)	IAP	13626	354	7542	353	5907	10334	<u>2008</u>	2765	2812	4510	2023	2044	1974	2538	58790

D. Do you also consider yourself to be a member of [READ REMAINING GROUPS]?

[VAR: RELID3]

<u>RESPONSE</u>	<u>PUNCH</u>	<u>YEAR</u>														
		<u>1972-82</u>	<u>1982B</u>	<u>1983-87</u>	<u>1987B</u>	<u>1988-91</u>	<u>1993-98</u>	<u>2000</u>	<u>2002</u>	<u>2004</u>	<u>2006</u>	<u>2008</u>	<u>2010</u>	<u>2012</u>	<u>2014</u>	<u>ALL</u>
Pentecostal	1	0	0	0	0	0	0	1	0	0	0	0	0	0	0	1
Fundamentalist	2	0	0	0	0	0	0	2	0	0	0	0	0	0	0	2
Evangelical	3	0	0	0	0	0	0	4	0	0	0	0	0	0	0	4
Mainline	4	0	0	0	0	0	0	5	0	0	0	0	0	0	0	5
Liberal	5	0	0	0	0	0	0	1	0	0	0	0	0	0	0	1
None	6	0	0	0	0	0	0	51	0	0	0	0	0	0	0	51
Other (SPECIFY)	7	0	0	0	0	0	0	1	0	0	0	0	0	0	0	1
Don't know	8	0	0	0	0	0	0	11	0	0	0	0	0	0	0	11
No answer	9	0	0	0	0	0	0	253	0	0	0	0	0	0	0	253
Not applicable (Punch not 1 in RELIG)	IAP	13626	354	7542	353	5907	10334	2488	2765	2812	4510	2023	2044	1974	2538	59270

IF MORE THAN ONE GROUP MENTIONED AT RELID1 OR RELID2 AND/OR RELID3, ASK RELIDBST.

E. Which of these best describes what you are?

[VAR: RELIDBST]

<u>RESPONSE</u>	<u>PUNCH</u>	<u>YEAR</u>														
		<u>1972-82</u>	<u>1982B</u>	<u>1983-87</u>	<u>1987B</u>	<u>1988-91</u>	<u>1993-98</u>	<u>2000</u>	<u>2002</u>	<u>2004</u>	<u>2006</u>	<u>2008</u>	<u>2010</u>	<u>2012</u>	<u>2014</u>	<u>ALL</u>
Pentecostal	1	0	0	0	0	0	0	9	0	0	0	0	0	0	0	9
Fundamentalist	2	0	0	0	0	0	0	10	0	0	0	0	0	0	0	10
Evangelical	3	0	0	0	0	0	0	7	0	0	0	0	0	0	0	7
Mainline	4	0	0	0	0	0	0	9	0	0	0	0	0	0	0	9
Liberal	5	0	0	0	0	0	0	6	0	0	0	0	0	0	0	6
None	6	0	0	0	0	0	0	2	0	0	0	0	0	0	0	2
Other (SPECIFY)	7	0	0	0	0	0	0	1	0	0	0	0	0	0	0	1
Don't know	8	0	0	0	0	0	0	11	0	0	0	0	0	0	0	11
No answer	9	0	0	0	0	0	0	274	0	0	0	0	0	0	0	274
Not applicable (Punch not 1 in RELIG)	IAP	13626	354	7542	353	5907	10334	2488	2765	2812	4510	2023	2044	1974	2538	59270

ASK ONLY OF CATHOLICS:

F. When it comes to your religious identity, would you say you are a traditional, moderate, or liberal Catholic, or do none of these describe you?

[VAR: CATHID]

<u>RESPONSE</u>	<u>PUNCH</u>	<u>YEAR</u>														
		<u>1972-82</u>	<u>1982B</u>	<u>1983-87</u>	<u>1987B</u>	<u>1988-91</u>	<u>1993-98</u>	<u>2000</u>	<u>2002</u>	<u>2004</u>	<u>2006</u>	<u>2008</u>	<u>2010</u>	<u>2012</u>	<u>2014</u>	<u>ALL</u>
Traditional	1	0	0	0	0	0	91	197	0	0	0	0	0	0	0	288
Moderate	2	0	0	0	0	0	98	201	0	0	0	0	0	0	0	299
Liberal	3	0	0	0	0	0	93	158	0	0	0	0	0	0	0	251
None	4	0	0	0	0	0	48	91	0	0	0	0	0	0	0	139
Other (SPECIFY)	6	0	0	0	0	0	3	4	0	0	0	0	0	0	0	7
Don't know	8	0	0	0	0	0	0	2	0	0	0	0	0	0	0	2
No answer	9	0	0	0	0	0	67	26	0	0	0	0	0	0	0	93
Not applicable (Punch not 2 in RELIG)	IAP	13626	354	7542	353	5907	9934	2138	2765	2812	4510	2023	2044	1974	2538	58520

REMARKS: Hand Card IY contained responses 1-6.

1886. Are you a charismatic or affiliated with the charismatic movement?

[VAR: CHARISMA]

<u>RESPONSE</u>	<u>PUNCH</u>	<u>YEAR</u>														
		<u>1972-82</u>	<u>1982B</u>	<u>1983-87</u>	<u>1987B</u>	<u>1988-91</u>	<u>1993-98</u>	<u>2000</u>	<u>2002</u>	<u>2004</u>	<u>2006</u>	<u>2008</u>	<u>2010</u>	<u>2012</u>	<u>2014</u>	<u>ALL</u>
Yes	1	0	0	0	0	0	0	149	0	0	0	0	0	0	0	149
No	2	0	0	0	0	0	0	2363	0	0	0	0	0	0	0	2363
Don't know	8	0	0	0	0	0	0	227	0	0	0	0	0	0	0	227
No answer	9	0	0	0	0	0	0	78	0	0	0	0	0	0	0	78
Not applicable	IAP	13626	354	7542	353	5907	10334	0	2765	2812	4510	2023	2044	1974	2538	56782

**HOUSEHOLD MEMBERS AND STRUCTURE
(RELATE1-RELSP14)**

1887. Please tell me the names of the people who usually live in this household. Let's start with the head of the household. [LIST ON LINES 01-10 BELOW.]

Have we forgotten anyone: such as babies or small children; roomers; people who usually live here, but are away temporarily--on business trips, vacations, at school, temporarily in a hospital, and so on? [LIST ADDITIONAL PERSONS ON LINES 01-10 BELOW.]

Are there any people currently staying here--visitors, friends or relatives--do not usually live here? [LIST VISITORS ON LINES 11-14 BELOW.]

- A. What is that [PERSON'S] relationship to the HEAD OF HOUSEHOLD?
- B. Code sex. [ASK IF NOT OBVIOUS].
- C. How old was [HEAD/PERSON] on (his/her) last birthday?
- D. IF 13 YRS OR OLDER ASK: Is [PERSON] now married, widowed, divorced, separated, or has (he/she) never been married?
- E. Are any of the people we have listed staying somewhere else right now? If yes, who is staying somewhere else right now?
- F. Where is [PERSON] staying right now? Is [PERSON] staying at another household; Is (he/she) traveling; Is (he/she) in some institution or dormitory--like at college or in a hospital or something; or what?

REMARKS: For relation to head see RELATE1 and RELHHD1. See GSS Methodological Report No. 73. Over the years, the variables of household composition have changed twice. The RELATE1-14 series has been asked over all the years of the survey. In 1993, extra categories were added and, because of this, the variable names were changed to RELHHD1-14. In 2000, two additional changes were made. First, the definition of head of household was changed from "head of household" to "the person or one of the persons who own or rents this home." Second, additional categories were added about children. Because of this, a new household composition series, RELHH1-14, was created. RELHH variables can be collapsed into the RELHHD format and the RELHHD variables can be collapsed into the RELATE series.

5. Is the first person staying somewhere else right now?

[VAR: AWAY1]

<u>RESPONSE</u>	<u>PUNCH</u>	<u>YEAR</u>														
		<u>1972-82</u>	<u>1982B</u>	<u>1983-87</u>	<u>1987B</u>	<u>1988-91</u>	<u>1993-98</u>	<u>2000</u>	<u>2002</u>	<u>2004</u>	<u>2006</u>	<u>2008</u>	<u>2010</u>	<u>2012</u>	<u>2014</u>	<u>ALL</u>
Yes	1	39	0	45	0	20	50	4	0	11	11	21	9	13	8	231
Don't know	8	0	0	0	0	0	0	0	0	0	0	1	0	0	0	1
No answer	9	0	0	0	0	0	4	0	0	0	0	1	3	0	0	8
Not applicable	IAP	13587	354	7497	353	5887	10280	2813	2765	2801	4499	<u>2000</u>	2032	1961	2530	59359

6. Where is the first person staying?

[VAR: WHERE1]

<u>RESPONSE</u>	<u>PUNCH</u>	<u>YEAR</u>														
		<u>1972-82</u>	<u>1982B</u>	<u>1983-87</u>	<u>1987B</u>	<u>1988-91</u>	<u>1993-98</u>	<u>2000</u>	<u>2002</u>	<u>2004</u>	<u>2006</u>	<u>2008</u>	<u>2010</u>	<u>2012</u>	<u>2014</u>	<u>ALL</u>
Another household	1	14	0	23	0	14	22	3	0	3	4	10	1	2	3	99
Traveling	2	21	0	15	0	0	18	0	0	4	4	3	6	6	2	79
Institution	3	0	0	0	0	0	6	1	0	2	1	0	1	2	1	14
Other, don't know	4	3	0	4	0	5	2	0	0	2	2	2	1	3	2	26
No answer	9	1	0	3	0	1	6	0	0	0	0	8	3	0	0	22
Not applicable	IAP	13587	354	7497	353	5887	10280	2813	2765	2801	4499	<u>2000</u>	2032	1961	2530	59359

SECOND PERSON

1. Relationship of second person to head of household

[VAR: RELATE2]

<u>RESPONSE</u>	<u>PUNCH</u>	<u>YEAR</u>														
		<u>1972-82</u>	<u>1982B</u>	<u>1983-87</u>	<u>1987B</u>	<u>1988-91</u>	<u>1993-98</u>	<u>2000</u>	<u>2002</u>	<u>2004</u>	<u>2006</u>	<u>2008</u>	<u>2010</u>	<u>2012</u>	<u>2014</u>	<u>ALL</u>
Head of household	1	0	0	60	2	13	0	0	0	0	0	0	0	0	0	75
Spouse	2	5484	158	4512	111	3277	5279	1325	1214	1527	2288	1002	909	937	1198	29221
Child (natural, adopted, step)	3	779	81	728	91	618	1163	354	328	279	464	228	257	226	328	5924
Son-/daughter-in-law	4	3	0	10	1	7	12	4	13	5	4	5	0	0	2	66
Grand/great-grandchild	5	34	6	23	6	28	43	13	7	13	18	15	1	0	0	207
Parent/parent-in-law	6	47	3	29	2	27	61	27	11	22	31	12	8	7	10	297
Other relative	7	105	12	110	14	94	140	46	44	39	61	35	65	86	90	941
Non-relative	8	277	7	393	26	403	801	296	259	217	414	195	195	175	221	3879
No answer	9	36	3	60	3	88	190	11	6	3	4	4	14	10	11	443
Not applicable	IAP	6861	84	1617	97	1352	2645	741	883	707	1226	527	595	533	678	18546

2. Gender of second person

[VAR: GENDER2]

<u>RESPONSE</u>	<u>PUNCH</u>	<u>YEAR</u>														
		<u>1972-82</u>	<u>1982B</u>	<u>1983-87</u>	<u>1987B</u>	<u>1988-91</u>	<u>1993-98</u>	<u>2000</u>	<u>2002</u>	<u>2004</u>	<u>2006</u>	<u>2008</u>	<u>2010</u>	<u>2012</u>	<u>2014</u>	<u>ALL</u>
Male	1	679	56	807	64	779	1528	720	668	715	1132	528	510	502	669	9357
Female	2	6078	213	5105	191	3747	6116	1340	1212	1390	2150	967	936	936	1185	31566
No answer	9	8	1	13	1	29	45	16	2	0	2	1	3	3	6	130
Not applicable	IAP	6861	84	1617	97	1352	2645	741	883	707	1226	527	595	533	678	18546

3. Age of second person

[VAR: OLD2]

<u>RESPONSE</u>	<u>PUNCH</u>	<u>YEAR</u>														
		<u>1972-82</u>	<u>1982B</u>	<u>1983-87</u>	<u>1987B</u>	<u>1988-91</u>	<u>1993-98</u>	<u>2000</u>	<u>2002</u>	<u>2004</u>	<u>2006</u>	<u>2008</u>	<u>2010</u>	<u>2012</u>	<u>2014</u>	<u>ALL</u>
0-9	0-9	182	16	161	24	188	323	90	66	72	93	65	54	43	55	1432
10-19	10-19	491	36	421	54	326	597	194	150	141	253	116	100	91	104	3074
20-29	20-29	1595	64	1391	58	940	1412	367	340	320	507	213	244	229	275	7955
30-39	30-39	1332	50	1304	52	1031	1823	429	399	403	646	259	242	274	340	8584
40-49	40-49	1077	32	935	17	782	1511	439	366	473	674	273	256	268	303	7406
50-59	50-59	1047	47	819	19	513	921	263	257	326	515	254	252	237	349	5819
60-69	60-69	690	14	576	22	466	593	145	159	198	283	150	149	158	195	3798
70-79	70-79	252	8	210	5	205	339	104	91	79	145	70	75	81	99	1763
80 or over	80-97	43	2	63	3	53	84	27	24	48	64	26	27	25	33	522
Don't know	98	7	0	1	0	3	1	1	1	11	48	45	0	21	39	178
No answer	99	49	1	44	2	48	85	17	29	34	56	25	50	14	68	522
Not applicable	IAP	6861	84	1617	97	1352	2645	741	883	707	1226	527	595	533	678	18546

REMARKS: The numbers above are collapsed for convenience of display only.

4. Marital status of second person

[VAR: MAR2]

<u>RESPONSE</u>	<u>PUNCH</u>	<u>YEAR</u>														
		<u>1972-82</u>	<u>1982B</u>	<u>1983-87</u>	<u>1987B</u>	<u>1988-91</u>	<u>1993-98</u>	<u>2000</u>	<u>2002</u>	<u>2004</u>	<u>2006</u>	<u>2008</u>	<u>2010</u>	<u>2012</u>	<u>2014</u>	<u>ALL</u>
Married	1	5499	154	4530	113	3326	5337	1332	1244	1548	2307	1016	937	964	1231	29538
Widowed	2	72	9	64	3	57	84	28	15	21	27	8	11	16	19	434
Divorced	3	108	13	163	5	130	308	95	88	83	148	56	72	69	79	1417
Separated	4	32	5	61	6	41	75	23	20	32	49	17	28	21	26	436
Never married	5	763	60	813	83	694	1242	424	380	310	600	295	291	286	382	6623
Don't know	8	1	0	1	0	0	5	0	2	6	11	12	26	13	36	113
No answer	9	35	0	56	10	61	167	40	32	2	2	3	5	3	11	427
Not applicable	IAP	7116	113	1854	133	1598	3116	875	984	810	1366	616	674	602	754	20611

5. Is the second person staying somewhere else right now?

[VAR: AWAY2]

<u>RESPONSE</u>	<u>PUNCH</u>	<u>YEAR</u>														
		<u>1972-82</u>	<u>1982B</u>	<u>1983-87</u>	<u>1987B</u>	<u>1988-91</u>	<u>1993-98</u>	<u>2000</u>	<u>2002</u>	<u>2004</u>	<u>2006</u>	<u>2008</u>	<u>2010</u>	<u>2012</u>	<u>2014</u>	<u>ALL</u>
Yes	1	59	1	49	4	38	75	5	0	31	39	29	25	19	42	416
Don't know	8	0	0	0	0	0	0	0	0	0	0	1	0	0	0	1
No answer	9	0	0	0	0	0	3	0	0	0	0	1	2	0	1	7
Not applicable	IAP	13567	353	7493	349	5869	10256	2812	2765	2781	4471	1992	2017	1955	2495	59175

6. Where is the second person staying?

[VAR: WHERE2]

<u>RESPONSE</u>	<u>PUNCH</u>	<u>YEAR</u>														
		<u>1972-82</u>	<u>1982B</u>	<u>1983-87</u>	<u>1987B</u>	<u>1988-91</u>	<u>1993-98</u>	<u>2000</u>	<u>2002</u>	<u>2004</u>	<u>2006</u>	<u>2008</u>	<u>2010</u>	<u>2012</u>	<u>2014</u>	<u>ALL</u>
Another household	1	46	0	35	4	28	41	2	0	14	16	9	7	5	8	215
Traveling	2	8	1	9	0	3	11	1	0	7	5	8	9	6	16	84
Institution	3	0	0	0	0	0	16	1	0	6	11	5	7	3	17	66
Other, don't know	4	3	0	3	0	0	1	1	0	4	7	1	2	5	2	29
No answer	9	2	0	2	0	7	9	0	0	0	0	8	2	0	0	30
Not applicable	IAP	13567	353	7493	349	5869	10256	2812	2765	2781	4471	1992	2017	1955	2495	59175

THIRD PERSON

1. Relationship of third person to head of household

[VAR: RELATE3]

<u>RESPONSE</u>	<u>PUNCH</u>	<u>YEAR</u>														
		<u>1972-82</u>	<u>1982B</u>	<u>1983-87</u>	<u>1987B</u>	<u>1988-91</u>	<u>1993-98</u>	<u>2000</u>	<u>2002</u>	<u>2004</u>	<u>2006</u>	<u>2008</u>	<u>2010</u>	<u>2012</u>	<u>2014</u>	<u>ALL</u>
Head of household	1	0	0	3	1	1	0	0	0	0	0	0	0	0	0	5
Spouse	2	16	0	33	6	20	54	0	0	0	0	0	0	0	0	129
Child (natural, adopted, step)	3	3769	151	3160	126	2208	3617	924	774	899	1495	684	646	619	788	19860
Son-/daughter-in-law	4	23	3	15	1	14	31	10	15	11	9	1	1	0	4	138
Grand/great-grandchild	5	59	12	58	10	46	68	33	39	34	44	34	4	1	6	448
Parent/parent-in-law	6	71	3	56	3	29	64	29	13	24	45	18	7	20	5	387
Other relative	7	81	9	75	10	77	105	37	40	29	52	33	60	65	77	750
Non-relative	8	98	2	131	9	108	194	56	63	31	84	29	4	3	11	823
No answer	9	46	2	53	5	64	113	60	6	4	3	3	3	7	5	374
Not applicable	IAP	9463	172	3958	182	3340	6088	1668	1815	1780	2778	1221	1319	1259	1642	36685

2. Gender of third person

[VAR: GENDER3]

<u>RESPONSE</u>	<u>PUNCH</u>	<u>YEAR</u>														
		<u>1972-82</u>	<u>1982B</u>	<u>1983-87</u>	<u>1987B</u>	<u>1988-91</u>	<u>1993-98</u>	<u>2000</u>	<u>2002</u>	<u>2004</u>	<u>2006</u>	<u>2008</u>	<u>2010</u>	<u>2012</u>	<u>2014</u>	<u>ALL</u>
Male	1	2224	72	1804	88	1347	2151	582	488	553	901	401	364	376	481	11832
Female	2	1922	109	1763	82	1198	2025	530	462	472	816	391	352	328	403	10853
Don't know	8	0	0	0	0	0	0	0	0	0	13	7	5	3	6	34
No answer	9	17	1	17	1	22	70	37	0	7	2	3	4	8	6	195
Not applicable	IAP	9463	172	3958	182	3340	6088	1668	1815	1780	2778	1221	1319	1259	1642	36685

3. Age of third person

[VAR: OLD3]

<u>RESPONSE</u>	<u>PUNCH</u>	<u>YEAR</u>														
		<u>1972-82</u>	<u>1982B</u>	<u>1983-87</u>	<u>1987B</u>	<u>1988-91</u>	<u>1993-98</u>	<u>2000</u>	<u>2002</u>	<u>2004</u>	<u>2006</u>	<u>2008</u>	<u>2010</u>	<u>2012</u>	<u>2014</u>	<u>ALL</u>
0-9	0-9	1304	50	1132	56	894	1413	431	307	308	510	236	209	214	231	7295
10-19	10-19	1839	70	1474	59	1031	1697	458	338	417	701	305	279	262	301	9231
20-29	20-29	721	49	689	39	424	665	152	179	191	316	154	131	125	190	4025
30-39	30-39	85	4	113	4	87	182	38	37	34	60	28	35	37	39	783
40-49	40-49	26	2	33	3	31	92	24	26	23	36	14	23	17	30	380
50-59	50-59	33	1	25	1	17	38	7	13	19	21	17	11	16	25	244
60-69	60-69	36	0	21	5	13	25	6	7	5	9	4	7	16	10	164
70-79	70-79	35	2	24	1	9	24	4	1	4	15	2	5	5	6	137
80 or over	80-97	30	2	30	1	18	20	11	7	10	10	7	1	2	5	154
Don't know	98	2	0	0	0	0	3	0	1	4	31	17	0	10	0	68
No answer	99	52	2	43	2	43	87	17	34	17	23	18	24	11	59	432
Not applicable	IAP	9463	172	3958	182	3340	6088	1669	1815	1780	2778	1221	1319	1259	1642	36686

REMARKS: The numbers above are collapsed for convenience of display only.

4. Marital status of third person

[VAR: MAR3]

<u>RESPONSE</u>	<u>PUNCH</u>	<u>YEAR</u>														
		<u>1972-82</u>	<u>1982B</u>	<u>1983-87</u>	<u>1987B</u>	<u>1988-91</u>	<u>1993-98</u>	<u>2000</u>	<u>2002</u>	<u>2004</u>	<u>2006</u>	<u>2008</u>	<u>2010</u>	<u>2012</u>	<u>2014</u>	<u>ALL</u>
Married	1	79	3	72	7	62	143	33	63	39	53	24	34	25	45	682
Widowed	2	80	6	69	4	26	44	16	11	14	32	10	6	11	12	341
Divorced	3	81	1	69	1	46	75	23	13	23	33	17	18	22	18	440
Separated	4	34	2	32	4	31	43	12	9	22	32	14	12	13	13	273
Never married	5	2016	96	1694	72	1094	1853	471	416	512	876	427	350	350	475	10702
Don't know	8	1	0	0	0	0	1	0	0	8	10	4	8	7	20	59
No answer	9	100	8	130	11	120	160	30	32	6	4	5	5	4	6	621
Not applicable	IAP	11235	238	5476	254	4528	8015	2232	2221	2188	3470	1522	1611	1542	1949	46481

5. Is the third person staying somewhere else right now?

[VAR: AWAY3]

<u>RESPONSE</u>	<u>PUNCH</u>	<u>YEAR</u>														
		<u>1972-82</u>	<u>1982B</u>	<u>1983-87</u>	<u>1987B</u>	<u>1988-91</u>	<u>1993-98</u>	<u>2000</u>	<u>2002</u>	<u>2004</u>	<u>2006</u>	<u>2008</u>	<u>2010</u>	<u>2012</u>	<u>2014</u>	<u>ALL</u>
Yes	1	102	3	95	2	39	82	12	0	29	42	31	25	14	33	509
Don't know	8	0	0	0	0	0	0	0	0	0	0	2	0	0	0	2
No answer	9	0	0	0	0	2	1	0	0	1	0	1	2	1	0	8
Not applicable	IAP	13524	351	7447	351	5866	10251	2805	2765	2782	4468	1989	2017	1959	2505	59080

6. Where is the third person staying?

[VAR: WHERE3]

<u>RESPONSE</u>	<u>PUNCH</u>	<u>YEAR</u>														
		<u>1972-82</u>	<u>1982B</u>	<u>1983-87</u>	<u>1987B</u>	<u>1988-91</u>	<u>1993-98</u>	<u>2000</u>	<u>2002</u>	<u>2004</u>	<u>2006</u>	<u>2008</u>	<u>2010</u>	<u>2012</u>	<u>2014</u>	<u>ALL</u>
Another household	1	84	1	76	2	34	30	3	0	3	13	6	3	5	5	265
Traveling	2	5	0	3	0	2	4	0	0	3	2	5	1	2	5	32
Institution	3	0	0	0	0	0	37	9	0	19	23	15	18	5	21	147
Other, don't know	4	5	1	8	0	0	2	0	0	4	4	1	3	2	2	32
No answer	9	8	1	8	0	5	10	0	0	1	0	7	2	1	0	43
Not applicable	IAP	13524	351	7447	351	5866	10251	2805	2765	2782	4468	1989	2017	1959	2505	59080

FOURTH PERSON

1. Relationship of fourth person to head of household

[VAR: RELATE4]

<u>RESPONSE</u>	<u>PUNCH</u>	<u>YEAR</u>														
		<u>1972-82</u>	<u>1982B</u>	<u>1983-87</u>	<u>1987B</u>	<u>1988-91</u>	<u>1993-98</u>	<u>2000</u>	<u>2002</u>	<u>2004</u>	<u>2006</u>	<u>2008</u>	<u>2010</u>	<u>2012</u>	<u>2014</u>	<u>ALL</u>
Head of household	1	0	0	4	0	0	0	0	0	0	0	0	0	0	0	4
Spouse	2	5	0	9	1	10	23	0	0	0	0	0	0	0	0	48
Child (natural, adopted, step)	3	2408	101	1937	78	1349	2120	569	417	522	897	405	370	398	461	12032
Son-/daughter-in-law	4	17	1	20	0	15	21	6	7	5	3	4	0	0	0	99
Grand/great-grandchild	5	81	14	73	15	55	98	35	30	31	33	34	3	1	1	504
Parent/parent-in-law	6	22	1	15	0	9	20	7	1	5	10	2	4	14	5	115
Other relative	7	42	4	40	4	36	62	16	16	16	27	11	30	29	25	358
Non-relative	8	38	2	53	12	50	87	21	23	17	37	18	7	4	4	373
No answer	9	28	1	37	5	31	60	36	5	2	1	2	3	2	2	215
Not applicable	IAP	10985	230	5354	238	4352	7843	2127	2266	2214	3502	1547	1627	1526	2040	45851

2. Gender of fourth person

[VAR: GENDER4]

<u>RESPONSE</u>	<u>PUNCH</u>	<u>YEAR</u>														
		<u>1972-82</u>	<u>1982B</u>	<u>1983-87</u>	<u>1987B</u>	<u>1988-91</u>	<u>1993-98</u>	<u>2000</u>	<u>2002</u>	<u>2004</u>	<u>2006</u>	<u>2008</u>	<u>2010</u>	<u>2012</u>	<u>2014</u>	<u>ALL</u>
Male	1	1341	52	1150	54	785	1241	338	247	320	534	238	225	219	253	6997
Female	2	1293	70	1026	61	755	1209	334	251	270	459	225	182	222	230	6587
Don't know	8	0	0	0	0	0	0	0	0	0	12	9	6	2	8	37
No answer	9	7	2	12	0	15	41	18	1	8	3	4	4	5	7	127
Not applicable	IAP	10985	230	5354	238	4352	7843	2127	2266	2214	3502	1547	1627	1526	2040	45851

3. Age of fourth person

[VAR: OLD4]

<u>RESPONSE</u>	<u>PUNCH</u>	<u>YEAR</u>														
		<u>1972-82</u>	<u>1982B</u>	<u>1983-87</u>	<u>1987B</u>	<u>1988-91</u>	<u>1993-98</u>	<u>2000</u>	<u>2002</u>	<u>2004</u>	<u>2006</u>	<u>2008</u>	<u>2010</u>	<u>2012</u>	<u>2014</u>	<u>ALL</u>
0-9	0-9	1109	49	966	51	745	1183	347	224	250	429	211	169	185	176	6094
10-19	10-19	1267	55	901	42	591	975	258	184	256	412	170	147	172	180	5610
20-29	20-29	174	13	234	16	151	192	45	56	56	96	46	53	52	73	1257
30-39	30-39	16	4	24	4	19	42	12	10	9	16	8	16	12	10	202
40-49	40-49	8	1	9	2	7	20	5	1	3	6	4	7	3	8	84
50-59	50-59	8	1	3	0	4	5	5	2	3	4	3	6	6	7	57
60-69	60-69	7	1	6	0	1	7	0	2	1	3	1	0	3	0	32
70-79	70-79	10	0	11	0	6	5	3	0	1	1	0	1	0	4	42
80 or over	80-97	10	0	7	0	4	8	1	0	1	3	1	1	1	2	39
Don't know	98	3	0	0	0	0	3	0	0	3	23	15	0	8	0	55
No answer	99	29	0	27	0	27	51	14	20	15	17	17	17	6	38	278
Not applicable	IAP	10985	230	5354	238	4352	7843	2127	2266	2214	3500	1547	1627	1526	2040	45849

REMARKS: The numbers above are collapsed for convenience of display only.

4. Marital status of fourth person

[VAR: MAR4]

<u>RESPONSE</u>	<u>PUNCH</u>	<u>YEAR</u>														
		<u>1972-82</u>	<u>1982B</u>	<u>1983-87</u>	<u>1987B</u>	<u>1988-91</u>	<u>1993-98</u>	<u>2000</u>	<u>2002</u>	<u>2004</u>	<u>2006</u>	<u>2008</u>	<u>2010</u>	<u>2012</u>	<u>2014</u>	<u>ALL</u>
Married	1	38	2	39	2	25	66	20	19	19	25	7	19	16	20	317
Widowed	2	24	1	16	0	9	11	2	0	2	0	1	3	1	5	75
Divorced	3	22	1	24	0	10	14	7	2	2	6	5	3	7	2	105
Separated	4	7	1	5	2	6	9	3	1	12	12	7	5	8	10	88
Never married	5	1010	54	786	42	472	746	205	164	219	385	188	167	172	226	4836
Don't know	8	0	0	0	0	0	0	1	0	4	4	1	4	4	6	24
No answer	9	61	3	74	4	57	85	16	19	3	2	4	2	2	4	336
Not applicable	IAP	12464	292	6598	303	5328	9403	2563	2560	2551	4076	1810	1841	1764	2265	53818

5. Is the fourth person staying somewhere else right now?

[VAR: AWAY4]

<u>RESPONSE</u>	<u>PUNCH</u>	<u>YEAR</u>														
		<u>1972-82</u>	<u>1982B</u>	<u>1983-87</u>	<u>1987B</u>	<u>1988-91</u>	<u>1993-98</u>	<u>2000</u>	<u>2002</u>	<u>2004</u>	<u>2006</u>	<u>2008</u>	<u>2010</u>	<u>2012</u>	<u>2014</u>	<u>ALL</u>
Yes	1	52	2	69	0	20	46	5	0	21	22	12	16	7	16	288
Don't know	8	0	0	0	0	0	0	0	0	0	1	1	0	0	0	2
No answer	9	0	0	0	0	1	1	0	0	1	0	1	2	0	0	6
Not applicable	IAP	13574	352	7473	353	5886	10287	2812	2765	2790	4487	2009	2026	1967	2522	59303

6. Where is the fourth person staying?

[VAR: WHERE4]

<u>RESPONSE</u>	<u>PUNCH</u>	<u>YEAR</u>														
		<u>1972-82</u>	<u>1982B</u>	<u>1983-87</u>	<u>1987B</u>	<u>1988-91</u>	<u>1993-98</u>	<u>2000</u>	<u>2002</u>	<u>2004</u>	<u>2006</u>	<u>2008</u>	<u>2010</u>	<u>2012</u>	<u>2014</u>	<u>ALL</u>
Another household	1	43	2	51	0	16	18	4	0	9	8	2	0	0	2	155
Traveling	2	2	0	1	0	1	2	0	0	0	2	3	2	0	5	18
Institution	3	0	0	0	0	0	23	1	0	10	12	4	14	6	9	79
Other, don't know	4	2	0	9	0	0	1	0	0	2	0	1	0	1	0	16
No answer	9	5	0	8	0	4	3	0	0	1	0	4	2	0	0	27
Not applicable	IAP	13574	352	7473	353	5886	10287	2812	2765	2790	4488	2009	2026	1967	2522	59304

FIFTH PERSON

1. Relationship of fifth person to head of household

[VAR: RELATE5]

<u>RESPONSE</u>	<u>PUNCH</u>	<u>YEAR</u>														
		<u>1972-82</u>	<u>1982B</u>	<u>1983-87</u>	<u>1987B</u>	<u>1988-91</u>	<u>1993-98</u>	<u>2000</u>	<u>2002</u>	<u>2004</u>	<u>2006</u>	<u>2008</u>	<u>2010</u>	<u>2012</u>	<u>2014</u>	<u>ALL</u>
Head of household	1	0	0	3	0	0	0	0	0	0	0	0	0	0	0	3
Spouse	2	5	1	3	1	2	4	0	0	0	0	0	0	0	0	16
Child (natural, adopted, step)	3	1166	50	834	35	512	737	197	172	198	364	162	161	182	195	4965
Son-/daughter-in-law	4	5	0	5	0	2	3	0	0	2	3	0	0	0	0	20
Grand/great-grandchild	5	47	17	65	15	43	66	20	18	24	26	22	0	1	1	365
Parent/parent-in-law	6	16	1	7	0	3	11	3	0	4	2	0	5	3	4	59
Other relative	7	17	2	29	5	19	43	13	9	9	13	5	14	10	11	199
Non-relative	8	12	1	19	4	20	38	10	8	8	15	7	0	3	1	146
No answer	9	17	1	22	3	18	27	15	2	0	1	1	3	0	1	111
Not applicable	IAP	12341	281	6555	290	5288	9405	2559	2556	2567	4086	1826	1861	1775	2325	53715

2. Gender of fifth person

[VAR: GENDER5]

<u>RESPONSE</u>	<u>PUNCH</u>	<u>YEAR</u>														
		<u>1972-82</u>	<u>1982B</u>	<u>1983-87</u>	<u>1987B</u>	<u>1988-91</u>	<u>1993-98</u>	<u>2000</u>	<u>2002</u>	<u>2004</u>	<u>2006</u>	<u>2008</u>	<u>2010</u>	<u>2012</u>	<u>2014</u>	<u>ALL</u>
Male	1	652	29	498	35	284	457	122	107	113	210	99	76	101	108	2891
Female	2	628	43	483	28	327	453	133	102	130	206	90	101	93	101	2918
Don't know	0	0	0	0	0	0	0	0	0	0	7	6	2	2	2	19
No answer	9	5	1	6	0	8	19	3	0	2	1	2	4	3	2	56
Not applicable	IAP	12341	281	6555	290	5288	9405	2559	2556	2567	4086	1826	1861	1775	2325	53715

3. Age of fifth person

[VAR: OLD5]

<u>RESPONSE</u>	<u>PUNCH</u>	<u>YEAR</u>														
		<u>1972-82</u>	<u>1982B</u>	<u>1983-87</u>	<u>1987B</u>	<u>1988-91</u>	<u>1993-98</u>	<u>2000</u>	<u>2002</u>	<u>2004</u>	<u>2006</u>	<u>2008</u>	<u>2010</u>	<u>2012</u>	<u>2014</u>	<u>ALL</u>
0-9	0-9	578	35	510	34	349	545	141	123	124	227	112	92	114	101	3085
10-19	10-19	608	33	369	21	202	280	95	62	88	144	54	57	62	77	2152
20-29	20-29	61	4	67	7	44	49	9	9	15	29	12	18	13	18	355
30-39	30-39	3	0	11	0	6	9	4	3	3	2	0	2	1	0	44
40-49	40-49	3	0	5	0	4	6	2	1	0	3	2	2	0	0	28
50-59	50-59	6	0	3	0	2	2	0	2	0	2	0	1	1	4	23
60-69	60-69	10	0	3	0	1	4	0	0	3	1	0	0	1	1	24
70-79	70-79	4	1	6	1	0	4	2	0	1	1	1	1	2	1	25
80 or over	80-97	3	0	4	0	1	1	1	1	2	1	0	1	0	0	15
Don't know	98	2	0	0	0	0	0	0	0	4	9	7	0	2	0	24
No answer	99	7	0	9	0	10	29	4	8	5	6	9	9	3	11	110
Not applicable	IAP	12341	281	6555	290	5288	9405	2559	2556	2567	4085	1826	1861	1775	2325	53714

REMARKS: This variable codes the exact age mentioned in OLD5.
The numbers above are collapsed for convenience of display only.

4. Marital status of fifth person

[VAR: MAR5]

<u>RESPONSE</u>	<u>PUNCH</u>	<u>YEAR</u>														
		<u>1972-82</u>	<u>1982B</u>	<u>1983-87</u>	<u>1987B</u>	<u>1988-91</u>	<u>1993-98</u>	<u>2000</u>	<u>2002</u>	<u>2004</u>	<u>2006</u>	<u>2008</u>	<u>2010</u>	<u>2012</u>	<u>2014</u>	<u>ALL</u>
Married	1	19	1	11	1	8	16	2	2	7	10	2	5	5	3	92
Widowed	2	12	0	10	1	2	6	1	1	4	1	1	1	1	1	42
Divorced	3	6	1	10	0	4	6	1	3	2	3	2	1	0	1	40
Separated	4	4	0	6	0	0	2	2	0	3	2	2	2	3	3	29
Never married	5	412	29	304	18	143	184	54	42	63	162	55	60	44	76	1646
Don't know	8	0	0	0	0	0	0	1	0	1	1	1	1	0	0	5
No answer	9	19	1	29	2	21	30	6	8	1	0	2	3	2	2	126
Not applicable	IAP	13154	322	7172	331	5729	10090	2750	2709	2731	4331	1958	1971	1919	2452	57619

5. Is the fifth person staying somewhere else right now?

[VAR: AWAY5]

<u>RESPONSE</u>	<u>PUNCH</u>	<u>YEAR</u>														
		<u>1972-82</u>	<u>1982B</u>	<u>1983-87</u>	<u>1987B</u>	<u>1988-91</u>	<u>1993-98</u>	<u>2000</u>	<u>2002</u>	<u>2004</u>	<u>2006</u>	<u>2008</u>	<u>2010</u>	<u>2012</u>	<u>2014</u>	<u>ALL</u>
Yes	1	21	2	22	1	8	19	1	0	7	5	7	2	4	5	104
Don't know	8	0	0	0	0	0	0	0	0	0	1	0	0	0	0	1
No answer	9	0	0	0	0	1	0	0	0	0	0	0	2	0	0	3
Not applicable	IAP	13605	352	7520	352	5898	10315	2816	2765	2805	4504	2016	2040	1970	2533	59491

6. Where is the fifth person staying?

[VAR: WHERE5]

<u>RESPONSE</u>	<u>PUNCH</u>	<u>YEAR</u>														
		<u>1972-82</u>	<u>1982B</u>	<u>1983-87</u>	<u>1987B</u>	<u>1988-91</u>	<u>1993-98</u>	<u>2000</u>	<u>2002</u>	<u>2004</u>	<u>2006</u>	<u>2008</u>	<u>2010</u>	<u>2012</u>	<u>2014</u>	<u>ALL</u>
Another household	1	18	2	16	1	7	7	0	0	4	2	2	0	0	2	61
Traveling	2	0	0	3	0	0	1	0	0	0	1	1	1	1	3	11
Institution	3	0	0	0	0	0	11	1	0	2	1	2	1	3	0	21
Other, don't know	4	0	0	2	0	0	0	0	0	1	1	0	0	0	0	4
No answer	9	3	0	1	0	2	0	0	0	0	0	2	2	0	0	10
Not applicable	IAP	13605	352	7520	352	5898	10315	2816	2765	2805	4505	2016	2040	1970	2533	59492

SIXTH PERSON

1. Relationship of sixth person to head of household

[VAR: RELATE6]

<u>RESPONSE</u>	<u>PUNCH</u>	<u>YEAR</u>														
		<u>1972-82</u>	<u>1982B</u>	<u>1983-87</u>	<u>1987B</u>	<u>1988-91</u>	<u>1993-98</u>	<u>2000</u>	<u>2002</u>	<u>2004</u>	<u>2006</u>	<u>2008</u>	<u>2010</u>	<u>2012</u>	<u>2014</u>	<u>ALL</u>
Head of household	1	0	0	2	0	0	0	1	0	0	0	0	0	0	0	3
Spouse	2	0	0	1	0	0	2	0	0	0	0	0	0	0	0	3
Child (natural, adopted, step)	3	475	26	271	11	169	232	67	45	65	119	49	77	67	66	1739
Son-/daughter-in-law	4	1	0	1	0	3	6	0	0	1	0	1	0	0	0	13
Grand/great-grandchild	5	29	10	38	11	23	42	8	11	10	19	12	0	0	0	213
Parent/parent-in-law	6	8	0	8	1	3	4	3	0	0	3	1	8	5	3	47
Other relative	7	7	0	8	4	10	25	7	5	7	5	6	6	3	5	98
Non-relative	8	6	0	14	0	8	15	2	3	5	6	4	1	1	1	66
No answer	9	9	1	6	3	6	10	8	0	0	0	0	2	0	0	45
Not applicable	IAP	13091	317	7193	323	5685	9998	2721	2701	2724	4358	1950	1950	1898	2463	57372

2. Gender of sixth person

[VAR: GENDER6]

<u>RESPONSE</u>	<u>PUNCH</u>	<u>YEAR</u>														
		<u>1972-82</u>	<u>1982B</u>	<u>1983-87</u>	<u>1987B</u>	<u>1988-91</u>	<u>1993-98</u>	<u>2000</u>	<u>2002</u>	<u>2004</u>	<u>2006</u>	<u>2008</u>	<u>2010</u>	<u>2012</u>	<u>2014</u>	<u>ALL</u>
Male	1	261	20	191	20	114	167	46	34	46	76	46	46	30	43	1140
Female	2	269	16	156	10	103	162	44	30	42	72	26	44	45	31	1050
Don't know	0	0	0	0	0	0	0	0	0	0	3	0	2	0	1	6
No answer	9	5	1	2	0	5	7	6	0	0	1	1	2	1	0	31
Not applicable	IAP	13091	317	7193	323	5685	9998	2721	2701	2724	4358	1950	1950	1898	2463	57372

3. Age of sixth person

[VAR: OLD6]

<u>RESPONSE</u>	<u>PUNCH</u>	<u>YEAR</u>														
		<u>1972-82</u>	<u>1982B</u>	<u>1983-87</u>	<u>1987B</u>	<u>1988-91</u>	<u>1993-98</u>	<u>2000</u>	<u>2002</u>	<u>2004</u>	<u>2006</u>	<u>2008</u>	<u>2010</u>	<u>2012</u>	<u>2014</u>	<u>ALL</u>
0-9	0-9	262	18	191	20	143	221	54	45	50	100	45	59	45	40	1293
10-19	10-19	240	16	116	7	58	81	32	15	28	37	18	22	19	26	715
20-29	20-29	19	3	21	2	13	13	4	0	4	7	2	6	7	4	105
30-39	30-39	0	0	5	1	2	2	2	1	2	0	4	1	1	0	21
40-49	40-49	0	0	4	0	0	4	0	0	1	0	0	1	0	0	10
50-59	50-59	5	0	1	0	1	2	1	0	1	0	0	0	0	0	11
60-69	60-69	3	0	2	0	1	1	1	0	0	1	0	0	0	1	10
70-79	70-79	2	0	3	0	0	2	0	0	0	2	0	1	2	0	12
80 or over	80-97	0	0	1	0	0	1	0	1	0	1	1	0	0	1	6
Don't know	98	0	0	0	0	0	0	0	0	1	2	0	0	1	0	4
No answer	99	4	0	5	0	4	9	2	2	1	2	3	4	1	3	40
Not applicable	IAP	13091	317	7193	323	5685	9998	2721	2701	2724	4358	1950	1950	1898	2463	57372

REMARKS: The numbers above are collapsed for convenience of display only.

4. Marital status of sixth person

[VAR: MAR6]

<u>RESPONSE</u>	<u>PUNCH</u>	<u>YEAR</u>														
		<u>1972-82</u>	<u>1982B</u>	<u>1983-87</u>	<u>1987B</u>	<u>1988-91</u>	<u>1993-98</u>	<u>2000</u>	<u>2002</u>	<u>2004</u>	<u>2006</u>	<u>2008</u>	<u>2010</u>	<u>2012</u>	<u>2014</u>	<u>ALL</u>
Married	1	6	0	2	0	5	7	1	1	4	4	2	1	5	1	39
Widowed	2	4	0	7	0	0	2	1	1	0	1	1	0	0	0	17
Divorced	3	2	0	3	0	1	1	0	0	1	0	0	0	0	1	9
Separated	4	2	1	2	0	0	1	0	0	1	0	0	2	0	0	9
Never married	5	156	11	83	8	46	54	24	5	16	26	16	25	18	20	508
Don't know	8	0	0	0	0	0	0	0	0	0	0	1	0	0	0	1
No answer	9	6	0	9	1	5	7	2	2	0	0	1	2	10	0	45
Not applicable	IAP	13450	342	7436	344	5850	10262	2789	2756	2790	4479	2002	2014	1941	2516	58971

5. Is the sixth person staying somewhere else right now?

[VAR: AWAY6]

<u>RESPONSE</u>	<u>PUNCH</u>	<u>YEAR</u>														
		<u>1972-82</u>	<u>1982B</u>	<u>1983-87</u>	<u>1987B</u>	<u>1988-91</u>	<u>1993-98</u>	<u>2000</u>	<u>2002</u>	<u>2004</u>	<u>2006</u>	<u>2008</u>	<u>2010</u>	<u>2012</u>	<u>2014</u>	<u>ALL</u>
Yes	1	7	0	12	0	3	6	0	0	3	1	4	1	1	1	39
Don't know	8	0	0	0	0	0	0	0	0	0	1	0	0	0	0	1
No answer	9	0	0	0	0	0	0	0	0	0	0	0	2	0	0	2
Not applicable	IAP	13619	354	7530	353	5904	10328	2817	2765	2809	4508	2019	2041	1973	2537	59557

6. Where is sixth person staying?

[VAR: WHERE6]

<u>RESPONSE</u>	<u>PUNCH</u>	<u>YEAR</u>														
		<u>1972-82</u>	<u>1982B</u>	<u>1983-87</u>	<u>1987B</u>	<u>1988-91</u>	<u>1993-98</u>	<u>2000</u>	<u>2002</u>	<u>2004</u>	<u>2006</u>	<u>2008</u>	<u>2010</u>	<u>2012</u>	<u>2014</u>	<u>ALL</u>
Another household	1	7	0	11	0	3	3	0	0	3	0	0	0	0	0	27
Traveling	2	0	0	0	0	0	0	0	0	0	0	1	0	0	0	1
Institution	3	0	0	0	0	0	2	0	0	0	1	2	1	1	1	8
Other, don't know	4	0	0	1	0	0	0	0	0	0	0	0	0	0	0	1
No answer	9	0	0	0	0	0	1	0	0	0	0	1	2	0	0	4
Not applicable	IAP	13619	354	7530	353	5904	10328	2817	2765	2809	4509	2019	2041	1973	2537	59558

SEVENTH PERSON

1. Relationship of seventh person to head of household

[VAR: RELATE7]

<u>RESPONSE</u>	<u>PUNCH</u>	<u>YEAR</u>														
		<u>1972-82</u>	<u>1982B</u>	<u>1983-87</u>	<u>1987B</u>	<u>1988-91</u>	<u>1993-98</u>	<u>2000</u>	<u>2002</u>	<u>2004</u>	<u>2006</u>	<u>2008</u>	<u>2010</u>	<u>2012</u>	<u>2014</u>	<u>ALL</u>
Head of household	1	0	0	0	0	0	0	0	0	0	0	0	0	0	0	0
Spouse	2	2	0	1	0	1	1	0	0	0	0	0	0	0	0	5
Child (natural, adopted, step)	3	184	14	105	5	65	61	22	14	16	40	14	32	20	21	613
Son-/daughter-in-law	4	0	0	1	0	0	1	0	0	0	0	0	0	0	0	2
Grand/great-grandchild	5	15	6	18	6	15	22	2	7	3	7	6	0	0	0	107
Parent/parent-in-law	6	4	0	0	0	2	2	1	0	2	1	0	5	2	1	20
Other relative	7	2	0	4	1	6	17	4	1	2	2	0	2	0	1	42
Non-relative	8	5	0	8	0	1	6	0	2	3	3	1	0	1	0	30
No answer	9	6	1	0	0	3	6	2	0	0	0	0	2	0	0	20
Not applicable	IAP	13408	333	7405	341	5814	10218	2786	2741	2786	4457	<u>2002</u>	2003	1951	2515	58760

2. Gender of seventh person

[VAR: GENDER7]

<u>RESPONSE</u>	<u>PUNCH</u>	<u>YEAR</u>														
		<u>1972-82</u>	<u>1982B</u>	<u>1983-87</u>	<u>1987B</u>	<u>1988-91</u>	<u>1993-98</u>	<u>2000</u>	<u>2002</u>	<u>2004</u>	<u>2006</u>	<u>2008</u>	<u>2010</u>	<u>2012</u>	<u>2014</u>	<u>ALL</u>
Male	1	116	14	68	5	46	47	15	14	10	30	7	23	10	11	416
Female	2	98	6	68	7	44	67	14	10	16	22	14	15	13	11	405
Don't know	8	0	0	0	0	0	0	0	0	0	1	0	1	0	1	3
No answer	9	4	1	1	0	3	2	2	0	0	0	0	2	0	0	15
Not applicable	IAP	13408	333	7405	341	5814	10218	2786	2741	2786	4457	<u>2002</u>	2003	1951	2515	58760

3. Age of seventh person

[VAR: OLD7]

<u>RESPONSE</u>	<u>PUNCH</u>	<u>YEAR</u>														
		<u>1972-82</u>	<u>1982B</u>	<u>1983-87</u>	<u>1987B</u>	<u>1988-91</u>	<u>1993-98</u>	<u>2000</u>	<u>2002</u>	<u>2004</u>	<u>2006</u>	<u>2008</u>	<u>2010</u>	<u>2012</u>	<u>2014</u>	<u>ALL</u>
0-9	0-9	117	10	85	7	63	82	14	19	13	36	14	29	16	13	518
10-19	10-19	81	9	41	5	23	24	12	5	5	11	5	7	6	9	243
20-29	20-29	10	2	5	0	1	4	3	0	4	3	1	3	0	0	36
30-39	30-39	1	0	2	0	2	1	1	0	0	0	1	1	0	0	9
40-49	40-49	0	0	1	0	1	0	0	0	1	0	0	0	0	0	3
50-59	50-59	1	0	1	0	2	3	0	0	0	0	0	0	0	0	7
60-69	60-69	2	0	0	0	0	0	0	0	0	0	0	0	0	0	2
70-79	70-79	2	0	0	0	0	1	0	0	2	0	0	0	0	0	5
80 or over	80-97	1	0	1	0	0	0	0	0	0	1	0	0	1	0	4
Don't know	98	0	0	0	0	0	0	0	0	1	1	0	0	0	0	2
No answer	99	3	0	1	0	1	1	1	0	0	1	0	1	0	1	10
Not applicable	IAP	13408	333	7405	341	5814	10218	2786	2741	2786	4457	<u>2002</u>	2003	1951	2515	58760

REMARKS: The numbers above are collapsed for convenience of display only.

4. Marital status of seventh person

[VAR: MAR7]

<u>RESPONSE</u>	<u>PUNCH</u>	<u>YEAR</u>														
		<u>1972-82</u>	<u>1982B</u>	<u>1983-87</u>	<u>1987B</u>	<u>1988-91</u>	<u>1993-98</u>	<u>2000</u>	<u>2002</u>	<u>2004</u>	<u>2006</u>	<u>2008</u>	<u>2010</u>	<u>2012</u>	<u>2014</u>	<u>ALL</u>
Married	1	4	0	1	0	2	4	2	0	1	1	1	0	2	1	19
Widowed	2	4	0	1	0	1	2	0	0	0	0	0	0	0	0	8
Divorced	3	0	0	1	0	1	0	0	0	2	0	0	0	0	0	4
Separated	4	0	0	0	0	0	1	0	0	1	0	0	0	0	0	2
Never married	5	46	6	24	2	17	13	10	2	7	11	4	9	3	4	158
Don't know	8	0	0	0	0	0	0	0	0	0	1	0	0	0	0	1
No answer	9	5	1	5	2	1	3	0	0	0	0	0	2	0	0	19
Not applicable	IAP	13567	347	7510	349	5885	10311	2805	2763	2801	4497	2018	2033	1969	2533	59388

5. Is the seventh person staying somewhere else right now?

[VAR: AWAY7]

<u>RESPONSE</u>	<u>PUNCH</u>	<u>YEAR</u>														
		<u>1972-82</u>	<u>1982B</u>	<u>1983-87</u>	<u>1987B</u>	<u>1988-91</u>	<u>1993-98</u>	<u>2000</u>	<u>2002</u>	<u>2004</u>	<u>2006</u>	<u>2008</u>	<u>2010</u>	<u>2012</u>	<u>2014</u>	<u>ALL</u>
Yes	1	6	0	4	0	1	2	0	0	1	1	3	1	1	0	20
Don't know	8	0	0	0	0	0	0	0	0	0	0	0	0	0	0	0
No answer	9	0	0	0	0	0	0	0	0	0	0	0	2	0	0	2
Not applicable	IAP	13620	354	7538	353	5906	10332	2817	2765	2811	4509	2020	2041	1973	2538	59577

6. Where is the seventh person staying?

[VAR: WHERE7]

<u>RESPONSE</u>	<u>PUNCH</u>	<u>YEAR</u>														
		<u>1972-82</u>	<u>1982B</u>	<u>1983-87</u>	<u>1987B</u>	<u>1988-91</u>	<u>1993-98</u>	<u>2000</u>	<u>2002</u>	<u>2004</u>	<u>2006</u>	<u>2008</u>	<u>2010</u>	<u>2012</u>	<u>2014</u>	<u>ALL</u>
Another household	1	6	0	2	0	1	1	0	0	1	0	0	0	0	0	11
Traveling	2	0	0	0	0	0	0	0	0	0	0	2	0	0	0	2
Institution	3	0	0	0	0	0	0	0	0	0	1	0	1	1	0	3
Other, don't know	4	0	0	0	0	0	0	0	0	0	0	0	0	0	0	0
No answer	9	0	0	2	0	0	1	0	0	0	0	1	2	0	0	6
Not applicable	IAP	13620	354	7538	353	5906	10332	2817	2765	2811	4509	2020	2041	1973	2538	59577

EIGHTH PERSON

1. Relationship of eighth person to head of household

[VAR: RELATE8]

<u>RESPONSE</u>	<u>PUNCH</u>	<u>YEAR</u>														
		<u>1972-82</u>	<u>1982B</u>	<u>1983-87</u>	<u>1987B</u>	<u>1988-91</u>	<u>1993-98</u>	<u>2000</u>	<u>2002</u>	<u>2004</u>	<u>2006</u>	<u>2008</u>	<u>2010</u>	<u>2012</u>	<u>2014</u>	<u>ALL</u>
Head of household	1	0	0	0	0	0	0	0	0	0	0	0	0	0	0	0
Spouse	2	0	0	0	0	0	1	0	0	0	0	0	0	0	0	1
Child (natural, adopted, step)	3	84	5	45	2	20	18	8	5	6	12	4	14	6	7	236
Son-/daughter-in-law	4	0	0	0	0	0	0	1	0	0	0	0	0	0	0	1
Grand/great-grandchild	5	5	9	9	4	6	10	2	1	1	1	3	0	0	0	51
Parent/parent-in-law	6	3	1	1	0	1	0	0	0	0	1	0	1	1	0	9
Other relative	7	2	0	1	1	5	8	4	1	1	1	1	1	0	0	26
Non-relative	8	3	0	4	0	2	0	0	1	1	0	0	0	0	0	11
No answer	9	3	1	0	0	0	2	0	0	0	0	0	2	0	0	8
Not applicable	IAP	13526	338	7482	346	5873	10295	2802	2757	2803	4495	2015	2026	1967	2531	59256

2. Gender of eighth person

[VAR: GENDER8]

<u>RESPONSE</u>	<u>PUNCH</u>	<u>YEAR</u>														
		<u>1972-82</u>	<u>1982B</u>	<u>1983-87</u>	<u>1987B</u>	<u>1988-91</u>	<u>1993-98</u>	<u>2000</u>	<u>2002</u>	<u>2004</u>	<u>2006</u>	<u>2008</u>	<u>2010</u>	<u>2012</u>	<u>2014</u>	<u>ALL</u>
Male	1	52	6	24	3	22	20	10	2	4	7	6	8	1	4	169
Female	2	47	9	35	4	12	19	5	6	5	7	2	8	6	3	168
Don't know	8	0	0	0	0	0	0	0	0	0	1	0	0	0	0	1
No answer	9	1	1	1	0	0	0	0	0	0	0	0	2	0	0	5
Not applicable	IAP	13526	338	7482	346	5873	10295	2802	2757	2803	4495	2015	2026	1967	2531	59256

3. Age of eighth person

[VAR: OLD8]

<u>RESPONSE</u>	<u>PUNCH</u>	<u>YEAR</u>														
		<u>1972-82</u>	<u>1982B</u>	<u>1983-87</u>	<u>1987B</u>	<u>1988-91</u>	<u>1993-98</u>	<u>2000</u>	<u>2002</u>	<u>2004</u>	<u>2006</u>	<u>2008</u>	<u>2010</u>	<u>2012</u>	<u>2014</u>	<u>ALL</u>
0-9	0-9	59	11	44	5	20	26	10	6	6	10	6	15	5	5	228
10-19	10-19	33	4	9	2	7	8	4	2	1	3	2	0	0	1	76
20-29	20-29	2	0	3	0	3	1	1	0	0	0	0	1	1	0	12
30-39	30-39	0	0	0	0	1	1	0	0	0	0	0	1	1	0	4
40-49	40-49	1	0	2	0	0	0	0	0	1	0	0	0	0	0	4
50-59	50-59	0	1	0	0	0	0	0	0	0	0	0	0	0	0	1
60-69	60-69	2	0	1	0	2	0	0	0	0	0	0	0	0	0	5
70-79	70-79	1	0	0	0	0	0	0	0	0	1	0	0	0	0	2
80 or over	80-97	0	0	0	0	0	0	0	0	0	0	0	0	0	0	0
Don't know	98	0	0	0	0	0	0	0	0	1	0	0	0	0	0	1
No answer	99	2	0	1	0	1	3	0	0	0	1	0	1	0	1	10
Not applicable	IAP	13526	338	7482	346	5873	10295	2802	2757	2803	4495	2015	2026	1967	2531	59256

REMARKS: The numbers above are collapsed for convenience of display only.

4. Marital status of eighth person

[VAR: MAR8]

<u>RESPONSE</u>	<u>PUNCH</u>	<u>YEAR</u>														
		<u>1972-82</u>	<u>1982B</u>	<u>1983-87</u>	<u>1987B</u>	<u>1988-91</u>	<u>1993-98</u>	<u>2000</u>	<u>2002</u>	<u>2004</u>	<u>2006</u>	<u>2008</u>	<u>2010</u>	<u>2012</u>	<u>2014</u>	<u>ALL</u>
Married	1	0	0	0	0	2	0	1	0	1	0	0	2	1	1	8
Widowed	2	3	0	1	0	0	0	0	0	0	1	0	0	0	0	5
Divorced	3	1	1	1	0	2	0	0	0	0	0	0	0	0	0	5
Separated	4	0	0	0	0	0	0	0	0	0	0	0	0	0	0	0
Never married	5	16	2	10	2	4	6	3	1	1	3	1	1	1	1	52
No answer	9	2	0	1	0	1	2	0	0	0	0	0	2	0	0	8
Not applicable	IAP	13604	351	7529	351	5898	10326	2813	2764	2810	4506	2022	2039	1972	2536	59521

5. Is the eighth person staying somewhere else right now?

[VAR: AWAY8]

<u>RESPONSE</u>	<u>PUNCH</u>	<u>YEAR</u>														
		<u>1972-82</u>	<u>1982B</u>	<u>1983-87</u>	<u>1987B</u>	<u>1988-91</u>	<u>1993-98</u>	<u>2000</u>	<u>2002</u>	<u>2004</u>	<u>2006</u>	<u>2008</u>	<u>2010</u>	<u>2012</u>	<u>2014</u>	<u>ALL</u>
Yes	1	1	0	0	0	0	0	0	0	0	0	2	0	1	0	4
Don't know	8	0	0	0	0	0	0	0	0	0	0	0	0	0	0	0
No answer	9	0	0	0	0	0	0	0	0	0	0	0	3	0	0	3
Not applicable	IAP	13625	354	7542	353	5907	10334	2817	2765	2812	4510	2021	2041	1973	2538	59592

6. Where is the eighth person staying?

[VAR: WHERE8]

<u>RESPONSE</u>	<u>PUNCH</u>	<u>YEAR</u>														
		<u>1972-82</u>	<u>1982B</u>	<u>1983-87</u>	<u>1987B</u>	<u>1988-91</u>	<u>1993-98</u>	<u>2000</u>	<u>2002</u>	<u>2004</u>	<u>2006</u>	<u>2008</u>	<u>2010</u>	<u>2012</u>	<u>2014</u>	<u>ALL</u>
Another household	1	1	0	0	0	0	0	0	0	0	0	0	0	0	0	1
Traveling	2	0	0	0	0	0	0	0	0	0	0	1	0	0	0	1
Institution	3	0	0	0	0	0	0	0	0	0	0	0	0	1	0	1
Other, don't know	4	0	0	0	0	0	0	0	0	0	0	0	0	0	0	0
No answer	9	0	0	0	0	0	0	0	0	0	0	1	3	0	0	4
Not applicable	IAP	13625	354	7542	353	5907	10334	2817	2765	2812	4510	2021	2041	1973	2538	59592

NINTH PERSON

1. Relationship of ninth person to head of household

[VAR: RELATE9]

<u>RESPONSE</u>	<u>PUNCH</u>	<u>YEAR</u>														
		<u>1972-82</u>	<u>1982B</u>	<u>1983-87</u>	<u>1987B</u>	<u>1988-91</u>	<u>1993-98</u>	<u>2000</u>	<u>2002</u>	<u>2004</u>	<u>2006</u>	<u>2008</u>	<u>2010</u>	<u>2012</u>	<u>2014</u>	<u>ALL</u>
Head of household	1	0	0	0	0	0	0	0	0	0	0	0	0	0	0	0
Spouse	2	0	0	1	0	0	0	0	0	0	0	0	0	0	0	1
Child (natural, adopted, step)	3	41	3	21	3	9	7	6	2	3	2	1	6	0	5	109
Son-/daughter-in-law	4	0	0	0	0	1	0	1	0	0	0	0	0	0	0	2
Grand/great-grandchild	5	4	4	8	2	3	4	2	0	1	3	1	0	0	0	32
Parent/parent-in-law	6	0	0	0	0	0	0	0	0	0	0	0	2	1	1	4
Other relative	7	2	0	2	0	3	2	3	1	0	0	0	1	0	1	15
Non-relative	8	0	0	0	0	0	0	0	1	0	0	0	0	0	0	1
No answer	9	3	0	0	0	0	1	1	0	0	0	0	2	0	0	7
Not applicable	IAP	13576	347	7510	348	5891	10320	2804	2761	2808	4505	2021	2033	1973	2531	59428

2. Gender of ninth person

[VAR: GENDER9]

<u>RESPONSE</u>	<u>PUNCH</u>	<u>YEAR</u>														
		<u>1972-82</u>	<u>1982B</u>	<u>1983-87</u>	<u>1987B</u>	<u>1988-91</u>	<u>1993-98</u>	<u>2000</u>	<u>2002</u>	<u>2004</u>	<u>2006</u>	<u>2008</u>	<u>2010</u>	<u>2012</u>	<u>2014</u>	<u>ALL</u>
Male	1	24	5	16	2	5	6	8	0	0	2	0	5	1	5	79
Female	2	24	2	15	3	11	8	5	0	4	3	2	4	0	2	83
No answer	9	2	0	1	0	0	0	0	4	0	0	0	2	0	0	9
Not applicable	IAP	13576	347	7510	348	5891	10320	2804	2761	2808	4505	2021	2033	1973	2531	59428

3. Age of ninth person

[VAR: OLD9]

<u>RESPONSE</u>	<u>PUNCH</u>	<u>YEAR</u>														
		<u>1972-82</u>	<u>1982B</u>	<u>1983-87</u>	<u>1987B</u>	<u>1988-91</u>	<u>1993-98</u>	<u>2000</u>	<u>2002</u>	<u>2004</u>	<u>2006</u>	<u>2008</u>	<u>2010</u>	<u>2012</u>	<u>2014</u>	<u>ALL</u>
0-9	0-9	30	5	28	3	11	8	7	2	3	5	1	8	1	4	116
10-19	10-19	17	1	2	1	0	3	4	2	0	0	1	1	0	1	33
20-29	20-29	1	1	1	1	3	0	0	0	0	0	0	1	0	1	9
30-39	30-39	0	0	0	0	0	2	0	0	0	0	0	1	0	0	3
40-49	40-49	0	0	1	0	0	0	0	0	0	0	0	0	0	0	1
50-59	50-59	0	0	0	0	1	0	0	0	0	0	0	0	0	0	1
60-69	60-69	0	0	0	0	0	0	0	0	0	0	0	0	0	0	0
70-79	70-79	0	0	0	0	0	0	0	0	0	0	0	0	0	0	0
80 or over	80-97	0	0	0	0	0	0	0	0	0	0	0	0	0	0	0
Don't know	98	0	0	0	0	0	0	0	0	1	0	0	0	0	0	1
No answer	99	2	0	0	0	1	1	2	0	0	0	0	0	0	1	7
Not applicable	IAP	13576	347	7510	348	5891	10320	2804	2761	2808	4505	2021	2033	1973	2531	59428

REMARKS: The numbers above are collapsed for convenience of display only.

4. Marital status of ninth person

[VAR: MAR9]

<u>RESPONSE</u>	<u>PUNCH</u>	<u>YEAR</u>														
		<u>1972-82</u>	<u>1982B</u>	<u>1983-87</u>	<u>1987B</u>	<u>1988-91</u>	<u>1993-98</u>	<u>2000</u>	<u>2002</u>	<u>2004</u>	<u>2006</u>	<u>2008</u>	<u>2010</u>	<u>2012</u>	<u>2014</u>	<u>ALL</u>
Married	1	0	0	1	0	3	0	1	0	0	0	0	2	0	0	7
Widowed	2	0	0	0	0	0	0	0	0	0	0	0	0	0	0	0
Divorced	3	0	0	0	0	0	0	0	0	0	0	0	0	0	0	0
Separated	4	0	0	0	1	0	0	0	0	0	0	0	0	0	0	1
Never married	5	7	2	2	1	1	3	1	0	1	0	0	0	0	2	20
No answer	9	2	0	0	0	1	1	2	0	0	0	0	2	0	0	8
Not applicable	IAP	13617	352	7539	351	5902	10330	2813	2765	2811	4510	2023	2040	1974	2536	59563

5. Is the ninth person staying somewhere else right now?

[VAR: AWAY9]

<u>RESPONSE</u>	<u>PUNCH</u>	<u>YEAR</u>														
		<u>1972-82</u>	<u>1982B</u>	<u>1983-87</u>	<u>1987B</u>	<u>1988-91</u>	<u>1993-98</u>	<u>2000</u>	<u>2002</u>	<u>2004</u>	<u>2006</u>	<u>2008</u>	<u>2010</u>	<u>2012</u>	<u>2014</u>	<u>ALL</u>
Yes	1	2	0	2	0	0	0	0	0	0	0	1	0	0	1	6
Don't answer	8	0	0	0	0	0	0	0	0	0	0	0	0	0	0	0
No answer	9	0	0	0	0	0	0	0	0	0	0	0	3	0	0	3
Not applicable	IAP	13624	354	7540	353	5907	10334	2817	2765	2812	4510	2022	2041	1974	2537	59590

6. Where is the ninth person staying?

[VAR: WHERE9]

<u>RESPONSE</u>	<u>PUNCH</u>	<u>YEAR</u>														
		<u>1972-82</u>	<u>1982B</u>	<u>1983-87</u>	<u>1987B</u>	<u>1988-91</u>	<u>1993-98</u>	<u>2000</u>	<u>2002</u>	<u>2004</u>	<u>2006</u>	<u>2008</u>	<u>2010</u>	<u>2012</u>	<u>2014</u>	<u>ALL</u>
Another household	1	2	0	1	0	0	0	0	0	0	0	0	0	0	0	3
Traveling	2	0	0	0	0	0	0	0	0	0	0	0	0	0	0	0
Institution	3	0	0	0	0	0	0	0	0	0	0	0	0	0	1	1
Other, don't know	4	0	0	1	0	0	0	0	0	0	0	0	0	0	0	1
No answer	9	0	0	0	0	0	0	0	0	0	0	1	3	0	0	4
Not applicable	IAP	13624	354	7540	353	5907	10334	2817	2765	2812	4510	2022	2041	1974	2537	59590

TENTH PERSON

1. Relationship of tenth person to head of household

[VAR: RELATE10]

<u>RESPONSE</u>	<u>PUNCH</u>	<u>YEAR</u>														
		<u>1972-82</u>	<u>1982B</u>	<u>1983-87</u>	<u>1987B</u>	<u>1988-91</u>	<u>1993-98</u>	<u>2000</u>	<u>2002</u>	<u>2004</u>	<u>2006</u>	<u>2008</u>	<u>2010</u>	<u>2012</u>	<u>2014</u>	<u>ALL</u>
Head of household	1	0	0	0	0	0	0	0	0	0	0	0	0	0	0	0
Spouse	2	0	0	1	0	0	0	0	0	0	0	0	0	0	0	1
Child (natural, adopted, step)	3	19	0	11	0	2	1	2	2	2	1	1	4	1	3	49
Son-/daughter-in-law	4	1	0	0	0	0	0	0	0	0	0	0	0	0	0	1
Grand/great-grandchild	5	3	3	3	2	1	1	2	0	1	2	0	0	0	0	18
Parent/parent-in-law	6	0	0	0	0	0	0	0	0	0	0	0	1	0	0	1
Other relative	7	0	0	1	0	2	1	1	0	0	0	0	1	0	0	6
Non-relative	8	1	0	0	0	0	0	0	0	0	0	0	0	0	1	2
No answer	9	2	0	0	0	0	0	0	0	0	0	0	2	0	0	4
Not applicable	IAP	13600	351	7526	351	5902	10331	2812	2763	2809	4507	2022	2036	1973	2534	59517

2. Gender of tenth person

[VAR: GENDER10]

<u>RESPONSE</u>	<u>PUNCH</u>	<u>YEAR</u>														
		<u>1972-82</u>	<u>1982B</u>	<u>1983-87</u>	<u>1987B</u>	<u>1988-91</u>	<u>1993-98</u>	<u>2000</u>	<u>2002</u>	<u>2004</u>	<u>2006</u>	<u>2008</u>	<u>2010</u>	<u>2012</u>	<u>2014</u>	<u>ALL</u>
Male	1	12	3	10	1	3	2	2	1	1	3	1	5	1	4	49
Female	2	13	0	6	1	2	1	3	1	2	0	0	1	0	0	30
No answer	9	1	0	0	0	0	0	0	0	0	0	0	2	0	0	3
Not applicable	IAP	13600	351	7526	351	5902	10331	2812	2763	2809	4507	2022	2036	1973	2534	59517

3. Age of tenth person

[VAR: OLD10]

<u>RESPONSE</u>	<u>PUNCH</u>	<u>YEAR</u>														
		<u>1972-82</u>	<u>1982B</u>	<u>1983-87</u>	<u>1987B</u>	<u>1988-91</u>	<u>1993-98</u>	<u>2000</u>	<u>2002</u>	<u>2004</u>	<u>2006</u>	<u>2008</u>	<u>2010</u>	<u>2012</u>	<u>2014</u>	<u>ALL</u>
0-9	0-9	17	3	13	2	4	2	4	2	2	3	0	7	1	2	62
10-19	10-19	7	0	1	0	0	1	0	0	0	0	1	1	0	0	11
20-29	20-29	1	0	0	0	0	0	0	0	0	0	0	0	0	1	2
30-39	30-39	0	0	1	0	1	0	1	0	0	0	0	0	0	0	3
40-49	40-49	0	0	0	0	0	0	0	0	0	0	0	0	0	0	0
50-59	50-59	0	0	0	0	0	0	0	0	0	0	0	0	0	0	0
60-69	60-69	0	0	1	0	0	0	0	0	0	0	0	0	0	0	1
70-79	70-79	0	0	0	0	0	0	0	0	0	0	0	0	0	0	0
80 or over	80-97	0	0	0	0	0	0	0	0	0	0	0	0	0	0	0
Don't know	98	0	0	0	0	0	0	0	1	0	0	0	0	0	0	1
No answer	99	1	0	0	0	0	0	0	0	0	0	0	0	0	1	2
Not applicable	IAP	13600	351	7526	351	5902	10331	2812	2763	2809	4507	2022	2036	1973	2534	59517

REMARKS: The numbers above are collapsed for convenience of display only.

4. Marital status of tenth person

[VAR: MAR10]

<u>RESPONSE</u>	<u>PUNCH</u>	<u>YEAR</u>														
		<u>1972-82</u>	<u>1982B</u>	<u>1983-87</u>	<u>1987B</u>	<u>1988-91</u>	<u>1993-98</u>	<u>2000</u>	<u>2002</u>	<u>2004</u>	<u>2006</u>	<u>2008</u>	<u>2010</u>	<u>2012</u>	<u>2014</u>	<u>ALL</u>
Married	1	1	0	2	0	0	0	1	0	0	0	0	0	0	0	4
Widowed	2	0	0	1	0	0	0	0	0	0	0	0	0	0	0	1
Divorced	3	0	0	0	0	0	0	0	0	0	0	0	0	0	0	0
Separated	4	0	0	0	0	1	0	0	0	0	0	0	0	0	0	1
Never married	5	2	0	0	0	0	0	0	0	1	0	0	0	0	2	5
No answer	9	2	0	0	0	0	0	0	0	0	0	0	3	0	0	5
Not applicable	IAP	13621	354	7539	353	5906	10334	2816	2765	2811	4510	2023	2041	1974	2536	59583

5. Is the tenth person staying somewhere else right now?

[VAR: AWAY10]

<u>RESPONSE</u>	<u>PUNCH</u>	<u>YEAR</u>														
		<u>1972-82</u>	<u>1982B</u>	<u>1983-87</u>	<u>1987B</u>	<u>1988-91</u>	<u>1993-98</u>	<u>2000</u>	<u>2002</u>	<u>2004</u>	<u>2006</u>	<u>2008</u>	<u>2010</u>	<u>2012</u>	<u>2014</u>	<u>ALL</u>
Yes	1	0	0	2	0	0	0	0	0	0	0	0	0	0	1	3
Don't know	8	0	0	0	0	0	0	0	0	0	0	0	0	0	0	0
No answer	9	0	0	0	0	0	0	0	0	0	0	0	3	0	0	3
Not applicable	IAP	13626	354	7540	353	5907	10334	2817	2765	2812	4510	2023	2041	1974	2537	59593

6. Where is the tenth person staying?

[VAR: WHERE10]

<u>RESPONSE</u>	<u>PUNCH</u>	<u>YEAR</u>														
		<u>1972-82</u>	<u>1982B</u>	<u>1983-87</u>	<u>1987B</u>	<u>1988-91</u>	<u>1993-98</u>	<u>2000</u>	<u>2002</u>	<u>2004</u>	<u>2006</u>	<u>2008</u>	<u>2010</u>	<u>2012</u>	<u>2014</u>	<u>ALL</u>
Another household	1	0	0	2	0	0	0	0	0	0	0	0	0	0	0	2
Traveling	2	0	0	0	0	0	0	0	0	0	0	0	0	0	0	0
Institution	3	0	0	0	0	0	0	0	0	0	0	0	0	0	1	1
Other, don't know	4	0	0	0	0	0	0	0	0	0	0	0	0	0	0	0
No answer	9	0	0	0	0	0	0	0	0	0	0	0	3	0	0	3
Not applicable	IAP	13626	354	7540	353	5907	10334	2817	2765	2812	4510	2023	2041	1974	2537	59593

ELEVENTH PERSON (VISITOR)

1. Relationship of eleventh person to head of household

[VAR: RELATE11]

<u>RESPONSE</u>	<u>PUNCH</u>	<u>YEAR</u>														
		<u>1972-82</u>	<u>1982B</u>	<u>1983-87</u>	<u>1987B</u>	<u>1988-91</u>	<u>1993-98</u>	<u>2000</u>	<u>2002</u>	<u>2004</u>	<u>2006</u>	<u>2008</u>	<u>2010</u>	<u>2012</u>	<u>2014</u>	<u>ALL</u>
Head of household	1	0	0	1	0	0	0	0	0	0	0	0	0	0	0	1
Spouse	2	0	0	0	0	2	10	0	0	0	0	0	0	0	0	12
Child (natural, adopted, step)	3	35	0	29	0	11	25	3	1	4	13	3	10	5	4	143
Son-/daughter-in-law	4	1	0	2	0	1	0	0	1	0	1	0	0	0	0	6
Grand/great-grandchild	5	9	0	6	1	5	2	1	0	1	1	2	2	1	1	32
Parent/parent-in-law	6	17	0	24	1	10	11	2	2	2	7	3	1	2	1	83
Other relative	7	31	0	27	1	7	8	2	2	2	11	6	10	9	9	125
Non-relative	8	30	0	34	2	16	18	1	0	6	15	5	3	2	3	135
No answer	9	10	3	5	0	7	7	0	0	0	0	0	2	0	0	34
Not applicable	IAP	13493	351	7414	348	5848	10253	2808	2759	2797	4462	<u>2004</u>	2016	1955	2520	59028

2. Gender of eleventh person

[VAR: GENDER11]

<u>RESPONSE</u>	<u>PUNCH</u>	<u>YEAR</u>														
		<u>1972-82</u>	<u>1982B</u>	<u>1983-87</u>	<u>1987B</u>	<u>1988-91</u>	<u>1993-98</u>	<u>2000</u>	<u>2002</u>	<u>2004</u>	<u>2006</u>	<u>2008</u>	<u>2010</u>	<u>2012</u>	<u>2014</u>	<u>ALL</u>
Male	1	58	1	57	5	29	36	2	4	5	30	12	17	7	11	274
Female	2	74	2	68	0	30	43	6	2	10	18	7	9	12	7	288
No answer	9	1	0	3	0	0	2	1	0	0	0	0	2	0	0	9
Not applicable	IAP	13493	351	7414	348	5848	10253	2808	2759	2797	4462	<u>2004</u>	2016	1955	2520	59028

3. Age of eleventh person

[VAR: OLD11]

<u>RESPONSE</u>	<u>PUNCH</u>	<u>YEAR</u>														
		<u>1972-82</u>	<u>1982B</u>	<u>1983-87</u>	<u>1987B</u>	<u>1988-91</u>	<u>1993-98</u>	<u>2000</u>	<u>2002</u>	<u>2004</u>	<u>2006</u>	<u>2008</u>	<u>2010</u>	<u>2012</u>	<u>2014</u>	<u>ALL</u>
0-9	0-9	15	2	6	1	1	7	3	0	1	1	2	5	0	2	46
10-19	10-19	27	0	15	0	9	13	2	0	0	7	3	3	3	1	83
20-29	20-29	37	0	28	0	18	18	2	0	4	18	7	8	3	5	148
30-39	30-39	11	0	18	2	10	13	0	2	3	6	2	4	4	3	78
40-49	40-49	8	1	5	0	5	6	1	1	1	5	1	2	3	0	39
50-59	50-59	6	0	16	1	0	6	0	0	1	2	1	2	4	3	42
60-69	60-69	13	0	7	0	9	1	1	3	2	2	2	1	2	3	46
70-79	70-79	7	0	7	0	1	4	0	0	1	4	0	3	0	1	28
80 or over	80-97	4	0	7	1	3	3	0	0	0	0	0	0	0	0	18
Don't know	98	1	0	0	0	0	1	0	0	0	3	1	0	0	0	6
No answer	99	4	0	19	0	3	9	0	0	2	0	0	0	0	0	37
Not applicable	IAP	13493	351	7414	348	5848	10253	2808	2759	2797	4462	<u>2004</u>	2016	1955	2520	59028

REMARKS: The numbers above are collapsed for convenience of display only.
Note eleventh through fourteenth persons are visitors in the household.

4. Marital status of eleventh person

[VAR: MAR11]

<u>RESPONSE</u>	<u>PUNCH</u>	<u>YEAR</u>														
		<u>1972-82</u>	<u>1982B</u>	<u>1983-87</u>	<u>1987B</u>	<u>1988-91</u>	<u>1993-98</u>	<u>2000</u>	<u>2002</u>	<u>2004</u>	<u>2006</u>	<u>2008</u>	<u>2010</u>	<u>2012</u>	<u>2014</u>	<u>ALL</u>
Married	1	26	0	24	2	15	24	2	0	1	11	2	6	5	2	120
Widowed	2	16	0	18	0	8	4	0	1	1	3	1	1	1	0	54
Divorced	3	15	0	10	0	6	6	0	3	3	4	4	2	5	3	61
Separated	4	14	0	9	1	5	7	1	0	0	1	1	0	1	2	42
Never married	5	35	0	36	1	23	21	3	2	8	28	8	14	7	7	193
Don't know	8	0	0	0	0	0	0	0	0	1	0	0	0	0	2	3
No answer	9	7	1	23	0	1	8	1	0	0	0	0	2	0	0	43
Not applicable	IAP	13513	353	7422	349	5849	10264	2810	2759	2798	4463	2007	2019	1955	2522	59083

5. Is the eleventh person staying somewhere else right now?

[VAR: AWAY11]

<u>RESPONSE</u>	<u>PUNCH</u>	<u>YEAR</u>														
		<u>1972-82</u>	<u>1982B</u>	<u>1983-87</u>	<u>1987B</u>	<u>1988-91</u>	<u>1993-98</u>	<u>2000</u>	<u>2002</u>	<u>2004</u>	<u>2006</u>	<u>2008</u>	<u>2010</u>	<u>2012</u>	<u>2014</u>	<u>ALL</u>
Yes	1	12	0	42	0	5	7	0	0	1	6	3	4	1	1	82
Don't know	8	0	0	0	0	0	0	0	0	0	0	0	0	0	0	0
No answer	9	0	0	1	0	0	0	0	0	0	0	0	2	0	0	3
Not applicable	IAP	13614	354	7499	353	5902	10327	2817	2765	2811	4504	2020	2038	1973	2537	59514

6. Where is the eleventh person staying?

[VAR: WHERE11]

<u>RESPONSE</u>	<u>PUNCH</u>	<u>YEAR</u>														
		<u>1972-82</u>	<u>1982B</u>	<u>1983-87</u>	<u>1987B</u>	<u>1988-91</u>	<u>1993-98</u>	<u>2000</u>	<u>2002</u>	<u>2004</u>	<u>2006</u>	<u>2008</u>	<u>2010</u>	<u>2012</u>	<u>2014</u>	<u>ALL</u>
Another household	1	12	0	33	0	3	6	0	0	1	3	2	2	0	1	63
Traveling	2	0	0	1	0	0	0	0	0	0	0	0	1	0	0	2
Institution	3	0	0	0	0	0	1	0	0	0	3	0	1	1	0	6
Other, don't know	4	0	0	5	0	1	0	0	0	0	0	1	0	0	0	7
No answer	9	0	0	4	0	1	0	0	0	0	0	0	2	0	0	7
Not applicable	IAP	13614	354	7499	353	5902	10327	2817	2765	2811	4504	2020	2038	1973	2537	59514

TWELFTH PERSON (VISITOR)

1. Relationship of twelfth person to head of household

[VAR: RELATE12]

<u>RESPONSE</u>	<u>PUNCH</u>	<u>YEAR</u>														
		<u>1972-82</u>	<u>1982B</u>	<u>1983-87</u>	<u>1987B</u>	<u>1988-91</u>	<u>1993-98</u>	<u>2000</u>	<u>2002</u>	<u>2004</u>	<u>2006</u>	<u>2008</u>	<u>2010</u>	<u>2012</u>	<u>2014</u>	<u>ALL</u>
Head of household	1	0	0	0	0	0	0	0	0	0	0	0	0	0	0	0
Spouse	2	0	0	0	0	1	0	0	0	0	0	0	0	0	0	1
Child (natural, adopted, step)	3	9	0	3	0	4	10	2	0	0	2	0	3	1	2	36
Son-/daughter-in-law	4	5	0	3	0	0	4	1	0	0	1	0	0	0	0	14
Grand/great-grandchild	5	12	0	7	1	2	3	1	0	0	1	0	2	1	0	30
Parent/parent-in-law	6	1	0	4	1	3	5	0	0	0	3	0	0	0	0	17
Other relative	7	7	0	10	0	0	1	0	1	0	3	2	2	1	1	28
Non-relative	8	6	0	3	0	5	4	0	0	0	2	2	0	0	0	22
No answer	9	4	1	1	0	2	2	0	0	0	0	0	2	0	0	12
Not applicable	IAP	13582	353	7511	351	5890	10305	2813	2764	2812	4498	2019	2035	1971	2535	59439

2. Gender of twelfth person

[VAR: GENDER12]

<u>RESPONSE</u>	<u>PUNCH</u>	<u>YEAR</u>														
		<u>1972-82</u>	<u>1982B</u>	<u>1983-87</u>	<u>1987B</u>	<u>1988-91</u>	<u>1993-98</u>	<u>2000</u>	<u>2002</u>	<u>2004</u>	<u>2006</u>	<u>2008</u>	<u>2010</u>	<u>2012</u>	<u>2014</u>	<u>ALL</u>
Male	1	20	0	12	0	8	13	1	0	0	3	2	3	3	1	66
Female	2	23	1	19	2	9	15	3	1	0	9	2	4	0	2	90
No answer	9	1	0	0	0	0	1	0	0	0	0	0	2	0	0	4
Not applicable	IAP	13582	353	7511	351	5890	10305	2813	2764	2812	4498	2019	2035	1971	2535	59439

3. Age of twelfth person

[VAR: OLD12]

<u>RESPONSE</u>	<u>PUNCH</u>	<u>YEAR</u>														
		<u>1972-82</u>	<u>1982B</u>	<u>1983-87</u>	<u>1987B</u>	<u>1988-91</u>	<u>1993-98</u>	<u>2000</u>	<u>2002</u>	<u>2004</u>	<u>2006</u>	<u>2008</u>	<u>2010</u>	<u>2012</u>	<u>2014</u>	<u>ALL</u>
0-9	0-9	20	1	9	1	3	4	3	1	0	1	2	3	0	3	51
10-19	10-19	6	0	3	0	2	11	0	0	0	2	1	1	2	0	28
20-29	20-29	11	0	3	0	5	2	0	0	0	1	0	2	0	0	24
30-39	30-39	2	0	4	0	1	6	1	0	0	2	0	0	0	0	16
40-49	40-49	0	0	1	0	1	1	0	0	0	3	1	0	0	0	7
50-59	50-59	3	0	2	0	0	0	0	0	0	0	0	1	0	0	6
60-69	60-69	0	0	1	0	4	0	0	0	0	0	0	1	0	0	6
70-79	70-79	1	0	3	1	0	1	0	0	0	3	0	1	1	0	11
80 or over	80-97	0	0	1	0	0	1	0	0	0	0	0	0	0	0	2
Don't know	98	0	0	0	0	0	1	0	0	0	0	0	0	0	0	1
No answer	99	1	0	4	0	1	2	0	0	0	0	0	0	0	0	8
Not applicable	IAP	13582	353	7511	351	5890	10305	2813	2764	2812	4498	2019	2035	1971	2535	59439

REMARKS: The numbers above are collapsed for convenience of display only.
Note eleventh through fourteenth persons are visitors in the household.

4. Marital status of twelfth person

[VAR: MAR12]

<u>RESPONSE</u>	<u>PUNCH</u>	<u>YEAR</u>														
		<u>1972-82</u>	<u>1982B</u>	<u>1983-87</u>	<u>1987B</u>	<u>1988-91</u>	<u>1993-98</u>	<u>2000</u>	<u>2002</u>	<u>2004</u>	<u>2006</u>	<u>2008</u>	<u>2010</u>	<u>2012</u>	<u>2014</u>	<u>ALL</u>
Married	1	13	0	12	1	7	11	1	0	0	7	1	3	1	0	57
Widowed	2	0	0	1	0	0	0	0	0	0	0	0	0	0	0	1
Divorced	3	2	0	0	0	1	0	0	0	0	0	0	0	0	0	3
Separated	4	1	0	1	0	1	0	0	0	0	1	0	0	0	0	4
Never married	5	5	0	1	0	4	6	0	0	0	3	1	3	2	0	25
No answer	9	1	0	5	0	0	1	0	0	0	0	0	2	0	0	9
Not applicable	IAP	13604	354	7522	352	5894	10316	2816	2765	2812	4499	2021	2036	1971	2538	59500

5. Is the twelfth person staying somewhere else right now?

[VAR: AWAY12]

<u>RESPONSE</u>	<u>PUNCH</u>	<u>YEAR</u>														
		<u>1972-82</u>	<u>1982B</u>	<u>1983-87</u>	<u>1987B</u>	<u>1988-91</u>	<u>1993-98</u>	<u>2000</u>	<u>2002</u>	<u>2004</u>	<u>2006</u>	<u>2008</u>	<u>2010</u>	<u>2012</u>	<u>2014</u>	<u>ALL</u>
Yes	1	2	0	7	0	4	0	0	0	0	1	1	0	1	0	16
Don't know	8	0	0	0	0	0	0	0	0	0	0	0	0	0	0	0
No answer	9	0	0	1	0	0	0	0	0	0	0	0	3	0	0	4
Not applicable	IAP	13624	354	7534	353	5903	10334	2817	2765	2812	4509	2022	2041	1973	2538	59579

6. Where is the twelfth person staying?

[VAR: WHERE12]

<u>RESPONSE</u>	<u>PUNCH</u>	<u>YEAR</u>														
		<u>1972-82</u>	<u>1982B</u>	<u>1983-87</u>	<u>1987B</u>	<u>1988-91</u>	<u>1993-98</u>	<u>2000</u>	<u>2002</u>	<u>2004</u>	<u>2006</u>	<u>2008</u>	<u>2010</u>	<u>2012</u>	<u>2014</u>	<u>ALL</u>
Another household	1	2	0	6	0	3	0	0	0	0	0	0	0	1	0	12
Traveling	2	0	0	0	0	0	0	0	0	0	0	0	0	0	0	0
Institution	3	0	0	0	0	0	0	0	0	0	1	0	0	0	0	1
Other, don't know	4	0	0	0	0	0	0	0	0	0	0	1	0	0	0	1
No answer	9	0	0	2	0	1	0	0	0	0	0	0	3	0	0	6
Not applicable	IAP	13624	354	7534	353	5903	10334	2817	2765	2812	4509	2022	2041	1973	2538	59579

THIRTEENTH PERSON (VISITOR)

1. Relationship of thirteenth person to head of household

[VAR: RELATE13]

<u>RESPONSE</u>	<u>PUNCH</u>	<u>YEAR</u>														
		<u>1972-82</u>	<u>1982B</u>	<u>1983-87</u>	<u>1987B</u>	<u>1988-91</u>	<u>1993-98</u>	<u>2000</u>	<u>2002</u>	<u>2004</u>	<u>2006</u>	<u>2008</u>	<u>2010</u>	<u>2012</u>	<u>2014</u>	<u>ALL</u>
Head of household	1	0	0	0	0	0	0	0	0	0	0	0	0	0	0	0
Spouse	2	0	0	1	0	0	0	0	0	0	0	0	0	0	0	1
Child (natural, adopted, step)	3	1	0	1	0	0	3	1	0	0	0	0	0	1	1	8
Son-/daughter-in-law	4	1	0	0	0	0	0	0	0	0	0	0	0	0	0	1
Grand/great-grandchild	5	10	0	5	0	1	3	0	0	0	1	0	0	0	0	20
Parent/parent-in-law	6	0	0	0	0	0	0	0	0	0	0	0	0	0	0	0
Other relative	7	2	0	3	0	0	0	0	0	0	1	1	0	0	1	8
Non-relative	8	0	0	0	0	1	1	0	0	0	0	0	0	0	0	2
No answer	9	2	0	0	0	0	1	0	0	0	0	0	3	0	0	6
Not applicable	IAP	13610	354	7532	353	5905	10326	2816	2765	2812	4508	2022	2041	1973	2536	59553

2. Gender of thirteenth person

[VAR: GENDER13]

<u>RESPONSE</u>	<u>PUNCH</u>	<u>YEAR</u>														
		<u>1972-82</u>	<u>1982B</u>	<u>1983-87</u>	<u>1987B</u>	<u>1988-91</u>	<u>1993-98</u>	<u>2000</u>	<u>2002</u>	<u>2004</u>	<u>2006</u>	<u>2008</u>	<u>2010</u>	<u>2012</u>	<u>2014</u>	<u>ALL</u>
Male	1	7	0	6	0	1	2	1	0	0	0	1	0	1	1	20
Female	2	8	0	4	0	1	5	0	0	0	2	0	0	0	1	21
No answer	9	1	0	0	0	0	1	0	0	0	0	0	3	0	0	5
Not applicable	IAP	13610	354	7532	353	5905	10326	2816	2765	2812	4508	2022	2041	1973	2536	59553

3. Age of thirteenth person

[VAR: OLD13]

<u>RESPONSE</u>	<u>PUNCH</u>	<u>YEAR</u>														
		<u>1972-82</u>	<u>1982B</u>	<u>1983-87</u>	<u>1987B</u>	<u>1988-91</u>	<u>1993-98</u>	<u>2000</u>	<u>2002</u>	<u>2004</u>	<u>2006</u>	<u>2008</u>	<u>2010</u>	<u>2012</u>	<u>2014</u>	<u>ALL</u>
0-9	0-9	11	0	8	0	2	5	1	0	0	1	0	2	0	2	32
10-19	10-19	1	0	0	0	0	1	0	0	0	1	1	0	1	0	5
20-29	20-29	3	0	1	0	0	1	0	0	0	0	0	0	0	0	5
30-39	30-39	0	0	0	0	0	0	0	0	0	0	0	0	0	0	0
40-49	40-49	0	0	0	0	0	0	0	0	0	0	0	0	0	0	0
50-59	50-59	0	0	0	0	0	0	0	0	0	0	0	0	0	0	0
60-69	60-69	0	0	0	0	0	0	0	0	0	0	0	0	0	0	0
70-79	70-79	0	0	0	0	0	0	0	0	0	0	0	0	0	0	0
80 or over	80-97	0	0	0	0	0	0	0	0	0	0	0	0	0	0	0
Don't know	98	0	0	0	0	0	0	0	0	0	0	0	0	0	0	0
No answer	99	1	0	1	0	0	0	0	0	0	0	0	0	0	0	2
Not applicable	IAP	13610	354	7532	353	5905	10327	2816	2765	2812	4508	2022	2042	1973	2536	59555

REMARKS: The numbers above are collapsed for convenience of display only.
Note eleventh through fourteenth persons are visitors in the household.

4. Marital status of thirteenth person

[VAR: MAR13]

<u>RESPONSE</u>	<u>PUNCH</u>	<u>YEAR</u>														
		<u>1972-82</u>	<u>1982B</u>	<u>1983-87</u>	<u>1987B</u>	<u>1988-91</u>	<u>1993-98</u>	<u>2000</u>	<u>2002</u>	<u>2004</u>	<u>2006</u>	<u>2008</u>	<u>2010</u>	<u>2012</u>	<u>2014</u>	<u>ALL</u>
Married	1	2	0	0	0	0	1	0	0	0	0	0	0	0	0	3
Widowed	2	0	0	0	0	0	0	0	0	0	0	0	0	0	0	0
Divorced	3	0	0	0	0	0	0	0	0	0	0	0	0	0	0	0
Separated	4	0	0	0	0	0	0	0	0	0	0	0	0	0	0	0
Never married	5	2	0	1	0	0	0	0	0	0	0	1	0	1	0	5
No answer	9	1	0	1	0	0	0	0	0	0	0	0	3	0	0	5
Not applicable	IAP	13621	354	7540	353	5907	10333	2817	2765	2812	4510	2022	2041	1973	2538	59586

5. Is the thirteenth person staying somewhere else right now?

[VAR: AWAY13]

<u>RESPONSE</u>	<u>PUNCH</u>	<u>YEAR</u>														
		<u>1972-82</u>	<u>1982B</u>	<u>1983-87</u>	<u>1987B</u>	<u>1988-91</u>	<u>1993-98</u>	<u>2000</u>	<u>2002</u>	<u>2004</u>	<u>2006</u>	<u>2008</u>	<u>2010</u>	<u>2012</u>	<u>2014</u>	<u>ALL</u>
Yes	1	0	0	2	0	1	0	0	0	0	0	0	0	0	0	3
Don't know	8	0	0	0	0	0	0	0	0	0	0	0	0	0	0	0
No answer	9	0	0	0	0	0	0	0	0	0	0	0	3	0	0	3
Not applicable	IAP	13626	354	7540	353	5906	10334	2817	2765	2812	4510	2023	2041	1974	2538	59593

6. Where is the thirteenth person staying?

[VAR: WHERE13]

<u>RESPONSE</u>	<u>PUNCH</u>	<u>YEAR</u>														
		<u>1972-82</u>	<u>1982B</u>	<u>1983-87</u>	<u>1987B</u>	<u>1988-91</u>	<u>1993-98</u>	<u>2000</u>	<u>2002</u>	<u>2004</u>	<u>2006</u>	<u>2008</u>	<u>2010</u>	<u>2012</u>	<u>2014</u>	<u>ALL</u>
Another household	1	0	0	2	0	1	0	0	0	0	0	0	0	0	0	3
Traveling	2	0	0	0	0	0	0	0	0	0	0	0	0	0	0	0
Institution	3	0	0	0	0	0	0	0	0	0	0	0	0	0	0	0
Other, don't know	4	0	0	0	0	0	0	0	0	0	0	0	0	0	0	0
No answer	9	0	0	0	0	0	0	0	0	0	0	0	3	0	0	3
Not applicable	IAP	13626	354	7540	353	5906	10334	2817	2765	2812	4510	2023	2041	1974	2538	59593

FOURTEENTH PERSON (VISITOR)

1. Relationship of fourteenth person to head of household

[VAR: RELATE14]

<u>RESPONSE</u>	<u>PUNCH</u>	<u>YEAR</u>														
		<u>1972-82</u>	<u>1982B</u>	<u>1983-87</u>	<u>1987B</u>	<u>1988-91</u>	<u>1993-98</u>	<u>2000</u>	<u>2002</u>	<u>2004</u>	<u>2006</u>	<u>2008</u>	<u>2010</u>	<u>2012</u>	<u>2014</u>	<u>ALL</u>
Head of household	1	0	0	0	0	0	0	0	0	0	0	0	0	0	0	0
Spouse	2	0	0	0	0	0	0	0	0	0	0	0	0	0	0	0
Child (natural, adopted, step)	3	0	0	1	0	0	1	0	0	0	0	0	0	1	0	3
Son-/daughter-in-law	4	0	0	0	0	0	0	0	0	0	0	0	0	0	0	0
Grand/great-grandchild	5	6	0	2	0	0	2	0	0	0	0	0	0	0	0	10
Parent/parent-in-law	6	0	0	0	0	0	0	0	0	0	0	0	0	0	0	0
Other relative	7	2	0	1	0	0	0	0	0	0	1	0	0	0	0	4
Non-relative	8	0	0	0	0	0	0	0	0	0	0	0	0	0	0	0
No answer	9	1	0	0	0	0	0	0	0	0	0	0	2	0	0	3
Not applicable	IAP	13617	354	7538	353	5907	10331	2817	2765	2812	4509	2023	2042	1973	2538	59579

2. Gender of fourteenth person

[VAR: GENDER14]

<u>RESPONSE</u>	<u>PUNCH</u>	<u>YEAR</u>														
		<u>1972-82</u>	<u>1982B</u>	<u>1983-87</u>	<u>1987B</u>	<u>1988-91</u>	<u>1993-98</u>	<u>2000</u>	<u>2002</u>	<u>2004</u>	<u>2006</u>	<u>2008</u>	<u>2010</u>	<u>2012</u>	<u>2014</u>	<u>ALL</u>
Male	1	7	0	2	0	0	2	0	0	0	0	0	0	1	0	12
Female	2	1	0	2	0	0	1	0	0	0	1	0	0	0	0	5
No answer	9	1	0	0	0	0	0	0	0	0	0	0	2	0	0	3
Not applicable	IAP	13617	354	7538	353	5907	10331	2817	2765	2812	4509	2023	2042	1973	2538	59579

3. Age of fourteenth person

[VAR: OLD14]

<u>RESPONSE</u>	<u>PUNCH</u>	<u>YEAR</u>														
		<u>1972-82</u>	<u>1982B</u>	<u>1983-87</u>	<u>1987B</u>	<u>1988-91</u>	<u>1993-98</u>	<u>2000</u>	<u>2002</u>	<u>2004</u>	<u>2006</u>	<u>2008</u>	<u>2010</u>	<u>2012</u>	<u>2014</u>	<u>ALL</u>
0-9	0-9	7	0	3	0	0	2	0	0	0	1	0	2	0	0	15
10-19	10-19	1	0	0	0	0	1	0	0	0	0	0	0	1	0	3
20-29	20-29	0	0	0	0	0	0	0	0	0	0	0	0	0	0	0
30-39	30-39	0	0	0	0	0	0	0	0	0	0	0	0	0	0	0
40-49	40-49	0	0	0	0	0	0	0	0	0	0	0	0	0	0	0
50-59	50-59	0	0	0	0	0	0	0	0	0	0	0	0	0	0	0
60-69	60-69	0	0	0	0	0	0	0	0	0	0	0	0	0	0	0
70-79	70-79	0	0	0	0	0	0	0	0	0	0	0	0	0	0	0
80 or over	80-97	0	0	0	0	0	0	0	0	0	0	0	0	0	0	0
Don't know	98	0	0	0	0	0	0	0	0	0	0	0	0	0	0	0
No answer	99	1	0	1	0	0	0	0	0	0	0	0	0	0	0	2
Not applicable	IAP	13617	354	7538	353	5907	10331	2817	2765	2812	4509	2023	2042	1973	2538	59579

REMARKS: The numbers above are collapsed for convenience of display only.
Note eleventh through fourteenth persons are visitors in the household.

4. Marital status of fourteenth person

[VAR: MAR14]

<u>RESPONSE</u>	<u>PUNCH</u>	<u>YEAR</u>														
		<u>1972-82</u>	<u>1982B</u>	<u>1983-87</u>	<u>1987B</u>	<u>1988-91</u>	<u>1993-98</u>	<u>2000</u>	<u>2002</u>	<u>2004</u>	<u>2006</u>	<u>2008</u>	<u>2010</u>	<u>2012</u>	<u>2014</u>	<u>ALL</u>
Married	1	0	0	1	0	0	1	0	0	0	0	0	0	0	0	2
Widowed	2	0	0	0	0	0	0	0	0	0	0	0	0	0	0	0
Divorced	3	0	0	0	0	0	0	0	0	0	0	0	0	0	0	0
Separated	4	0	0	0	0	0	0	0	0	0	0	0	0	0	0	0
Never married	5	0	0	0	0	0	0	0	0	0	0	0	0	1	0	1
No answer	9	0	0	0	0	0	0	0	0	0	0	0	3	0	0	3
Not applicable	IAP	13626	354	7541	353	5907	10333	2817	2765	2812	4510	2023	2041	1973	2538	59593

5. Is the fourteenth person staying somewhere else right now?

[VAR: AWAY14]

<u>RESPONSE</u>	<u>PUNCH</u>	<u>YEAR</u>														
		<u>1972-82</u>	<u>1982B</u>	<u>1983-87</u>	<u>1987B</u>	<u>1988-91</u>	<u>1993-98</u>	<u>2000</u>	<u>2002</u>	<u>2004</u>	<u>2006</u>	<u>2008</u>	<u>2010</u>	<u>2012</u>	<u>2014</u>	<u>ALL</u>
Yes	1	0	0	1	0	0	0	0	0	0	0	0	0	0	0	1
Don't know	8	0	0	0	0	0	0	0	0	0	0	0	0	0	0	0
No answer	9	0	0	0	0	0	0	0	0	0	0	0	3	0	0	3
Not applicable	IAP	13626	354	7541	353	5907	10334	2817	2765	2812	4510	2023	2041	1974	2538	59595

6. Where is the fourteenth person staying?

[VAR: WHERE14]

<u>RESPONSE</u>	<u>PUNCH</u>	<u>YEAR</u>														
		<u>1972-82</u>	<u>1982B</u>	<u>1983-87</u>	<u>1987B</u>	<u>1988-91</u>	<u>1993-98</u>	<u>2000</u>	<u>2002</u>	<u>2004</u>	<u>2006</u>	<u>2008</u>	<u>2010</u>	<u>2012</u>	<u>2014</u>	<u>ALL</u>
Another household	1	0	0	1	0	0	0	0	0	0	0	0	0	0	0	1
Traveling	2	0	0	0	0	0	0	0	0	0	0	0	0	0	0	0
Institution	3	0	0	0	0	0	0	0	0	0	0	0	0	0	0	0
Other, don't know	4	0	0	0	0	0	0	0	0	0	0	0	0	0	0	0
No answer	9	0	0	0	0	0	0	0	0	0	0	0	3	0	0	3
Not applicable	IAP	13626	354	7541	353	5907	10334	2817	2765	2812	4510	2023	2041	1974	2538	59595

Relationship of second person to head of household, revised.

[VAR: RELHHD2]

<u>RESPONSE</u>	<u>PUNCH</u>	<u>YEAR</u>														
		<u>1972-82</u>	<u>1982B</u>	<u>1983-87</u>	<u>1987B</u>	<u>1988-91</u>	<u>1993-98</u>	<u>2000</u>	<u>2002</u>	<u>2004</u>	<u>2006</u>	<u>2008</u>	<u>2010</u>	<u>2012</u>	<u>2014</u>	<u>ALL</u>
Spouse	2	0	0	0	0	0	5279	1327	1214	1527	2288	1002	909	937	1198	15681
Partner, Fiance(e), Boyfriend, Girlfriend, etc.	3	0	0	0	0	0	449	192	163	163	301	151	192	173	218	2002
Child, Natural or Adopted, Stepchild	4	0	0	0	0	0	1163	353	328	277	464	228	257	226	328	3624
Grandchild, Great-Grandchild	5	0	0	0	0	0	43	13	7	13	18	15	1	0	0	110
Son-In-Law, Daughter-In-Law	6	0	0	0	0	0	11	4	13	5	4	5	0	0	2	44
Parent	7	0	0	0	0	0	60	26	11	22	31	11	1	0	3	165
Parent-In-Law	8	0	0	0	0	0	1	1	0	0	0	1	7	7	7	24
Grandparent, Great-Grandparent	9	0	0	0	0	0	4	1	0	1	2	0	0	3	3	14
Uncle or Aunt	10	0	0	0	0	0	10	1	1	1	1	2	16	21	26	79
Niece or Nephew	11	0	0	0	0	0	18	9	1	5	10	4	0	1	0	48
Cousin	12	0	0	0	0	0	9	3	4	3	6	4	0	0	0	29
Brother, Sister (Full, Half, or Step Sibling)	13	0	0	0	0	0	90	29	36	27	40	25	37	50	53	387
Sibling-In-Law	14	0	0	0	0	0	8	1	2	2	1	0	12	10	7	43
Other Relative (Great-Aunt, Grandniece, etc.)	15	0	0	0	0	0	1	1	0	0	1	0	0	1	1	5
Roommate, Housemate	16	0	0	0	0	0	278	92	51	44	80	31	3	2	3	584
Friend	17	0	0	0	0	0	59	13	24	8	28	10	0	0	0	142
Child of Non-Relative	18	0	0	0	0	0	0	0	2	1	0	0	0	0	0	3
Other Non-Relative (Employee, Boarder)	19	0	0	0	0	0	15	0	19	2	5	3	0	0	0	44
Don't know	98	0	0	0	0	0	2	0	1	3	2	3	5	1	5	22
No answer	99	0	0	0	0	0	189	10	5	1	2	1	9	9	6	232
Not applicable	IAP	13626	354	7542	353	5907	2645	741	883	707	1226	527	595	533	678	36317

Relationship of third person to head of household, revised

[VAR: RELHHD3]

<u>RESPONSE</u>	<u>PUNCH</u>	<u>YEAR</u>														
		<u>1972-82</u>	<u>1982B</u>	<u>1983-87</u>	<u>1987B</u>	<u>1988-91</u>	<u>1993-98</u>	<u>2000</u>	<u>2002</u>	<u>2004</u>	<u>2006</u>	<u>2008</u>	<u>2010</u>	<u>2012</u>	<u>2014</u>	<u>ALL</u>
Spouse	2	0	0	0	0	0	54	0	0	0	0	0	0	0	0	54
Partner, Fiance(e), Boyfriend, Girlfriend, etc.	3	0	0	0	0	0	20	0	0	2	6	1	2	1	6	38
Child, Natural or Adopted, Stepchild	4	0	0	0	0	0	3617	924	774	899	1495	684	646	619	788	10446
Grandchild, Great-Grandchild	5	0	0	0	0	0	68	33	39	34	44	34	4	1	6	263
Son-In-Law, Daughter-In-Law	6	0	0	0	0	0	29	10	15	11	9	1	1	0	4	80
Parent	7	0	0	0	0	0	33	20	5	18	28	10	3	12	1	130
Parent-In-Law	8	0	0	0	0	0	31	9	8	6	17	8	4	8	4	95
Grandparent, Great-Grandparent	9	0	0	0	0	0	4	4	3	1	2	1	2	2	4	23
Uncle or Aunt	10	0	0	0	0	0	7	1	2	1	2	2	9	10	13	47
Niece or Nephew	11	0	0	0	0	0	25	7	7	7	13	9	7	12	3	90
Cousin	12	0	0	0	0	0	5	1	2	3	2	4	1	3	0	21
Brother, Sister (Full, Half, or Step Sibling)	13	0	0	0	0	0	43	15	19	13	19	9	24	21	38	201
Sibling-In-Law	14	0	0	0	0	0	17	7	4	0	9	6	9	9	11	72
Other Relative (Great-Aunt, Grandniece, etc.)	15	0	0	0	0	0	4	3	3	4	5	2	8	8	8	45
Roommate, Housemate	16	0	0	0	0	0	88	27	25	15	44	16	2	2	5	224
Friend	17	0	0	0	0	0	23	7	12	4	16	5	0	0	0	67
Child of Non-Relative	18	0	0	0	0	0	53	13	14	5	7	5	0	0	0	97
Other Non-Relative (Employee, Boarder)	19	0	0	0	0	0	10	9	12	5	11	2	0	0	0	49
Don't know	98	0	0	0	0	0	0	1	1	3	2	1	0	2	4	14
No answer	99	0	0	0	0	0	114	58	5	1	1	2	3	5	1	190
Not applicable	IAP	13626	354	7542	353	5907	6089	1668	1815	1780	2778	1221	1319	1259	1642	47353

Relationship of fourth person to head of household, revised.

[VAR: RELHHD4]

<u>RESPONSE</u>	<u>PUNCH</u>	<u>YEAR</u>														<u>ALL</u>
		<u>1972-82</u>	<u>1982B</u>	<u>1983-87</u>	<u>1987B</u>	<u>1988-91</u>	<u>1993-98</u>	<u>2000</u>	<u>2002</u>	<u>2004</u>	<u>2006</u>	<u>2008</u>	<u>2010</u>	<u>2012</u>	<u>2014</u>	
Spouse	2	0	0	0	0	0	23	0	0	0	0	0	0	0	0	23
Partner, Fiance(e), Boyfriend, Girlfriend, etc.	3	0	0	0	0	0	10	0	0	0	0	0	3	2	2	17
Child, Natural or Adopted, Stepchild	4	0	0	0	0	0	2120	569	417	522	897	405	370	398	461	6159
Grandchild, Great-Grandchild	5	0	0	0	0	0	98	35	30	31	33	34	3	1	1	266
Son-In-Law, Daughter-In-Law	6	0	0	0	0	0	20	6	7	5	3	4	0	0	0	45
Parent	7	0	0	0	0	0	11	5	0	3	7	0	1	6	2	35
Parent-In-Law	8	0	0	0	0	0	9	2	1	2	3	2	3	8	3	33
Grandparent, Great-Grandparent	9	0	0	0	0	0	2	2	1	1	1	0	0	0	1	8
Uncle or Aunt	10	0	0	0	0	0	1	1	0	0	1	0	7	6	4	20
Niece or Nephew	11	0	0	0	0	0	28	1	8	4	8	4	2	6	0	61
Cousin	12	0	0	0	0	0	3	2	0	1	2	1	1	0	1	11
Brother, Sister (Full, Half, or Step Sibling)	13	0	0	0	0	0	12	5	7	6	7	5	15	11	11	79
Sibling-In-Law	14	0	0	0	0	0	10	4	0	1	6	1	3	2	4	31
Other Relative (Great-Aunt, Grandniece, etc.)	15	0	0	0	0	0	6	2	0	3	2	0	2	4	4	23
Roommate, Housemate	16	0	0	0	0	0	31	11	8	8	16	8	4	2	2	90
Friend	17	0	0	0	0	0	7	3	6	2	7	3	0	0	0	28
Child of Non-Relative	18	0	0	0	0	0	31	5	4	2	6	4	0	0	0	52
Other Non-Relative (Employee, Boarder)	19	0	0	0	0	0	8	2	5	5	8	3	0	0	0	31
Don't know	98	0	0	0	0	0	0	0	1	2	1	1	0	1	1	7
No answer	99	0	0	0	0	0	60	35	4	0	0	1	3	1	1	105
Not applicable	IAP	13626	354	7542	353	5907	7844	2127	2266	2214	3502	1547	1627	1526	2040	52475

Relationship of fifth person to head of household, revised.

[VAR: RELHHD5]

<u>RESPONSE</u>	<u>PUNCH</u>	<u>YEAR</u>														<u>ALL</u>
		<u>1972-82</u>	<u>1982B</u>	<u>1983-87</u>	<u>1987B</u>	<u>1988-91</u>	<u>1993-98</u>	<u>2000</u>	<u>2002</u>	<u>2004</u>	<u>2006</u>	<u>2008</u>	<u>2010</u>	<u>2012</u>	<u>2014</u>	
Spouse	2	0	0	0	0	0	4	0	0	0	0	0	0	0	0	4
Partner, Fiance(e), Boyfriend, Girlfriend, etc.	3	0	0	0	0	0	4	0	0	0	3	1	0	2	1	11
Child, Natural or Adopted, Stepchild	4	0	0	0	0	0	737	197	172	198	364	162	161	182	195	2368
Grandchild, Great-Grandchild	5	0	0	0	0	0	66	20	18	24	26	22	0	1	1	178
Son-In-Law, Daughter-In-Law	6	0	0	0	0	0	3	0	0	2	3	0	0	0	0	8
Parent	7	0	0	0	0	0	5	3	0	3	2	0	1	2	1	17
Parent-In-Law	8	0	0	0	0	0	6	0	0	1	0	0	4	1	3	15
Grandparent, Great-Grandparent	9	0	0	0	0	0	1	0	2	0	1	1	0	0	2	7
Uncle or Aunt	10	0	0	0	0	0	2	1	0	1	0	0	1	2	2	9
Niece or Nephew	11	0	0	0	0	0	25	7	3	5	5	2	3	2	0	52
Cousin	12	0	0	0	0	0	2	1	0	0	0	0	3	0	1	7
Brother, Sister (Full, Half, or Step Sibling)	13	0	0	0	0	0	4	2	3	0	6	1	5	4	4	29
Sibling-In-Law	14	0	0	0	0	0	7	2	0	1	0	1	2	0	1	14
Other Relative (Great-Aunt, Grandniece, etc.)	15	0	0	0	0	0	2	0	1	2	1	0	0	2	1	9
Roommate, Housemate	16	0	0	0	0	0	5	3	2	4	5	3	0	1	0	23
Friend	17	0	0	0	0	0	5	2	1	1	2	2	0	0	0	13
Child of Non-Relative	18	0	0	0	0	0	19	4	2	2	1	1	0	0	0	29
Other Non-Relative (Employee, Boarder)	19	0	0	0	0	0	5	1	3	1	4	0	0	0	0	14
Don't know	98	0	0	0	0	0	0	0	0	0	1	1	0	0	1	3
No answer	99	0	0	0	0	0	27	15	2	0	0	0	3	0	0	47
Not applicable	IAP	13626	354	7542	353	5907	9405	2559	2556	2567	4086	1826	1861	1775	2325	56742

Relationship of sixth person to head of household, revised.

[VAR: RELHHD6]

<u>RESPONSE</u>	<u>PUNCH</u>	<u>YEAR</u>														<u>ALL</u>
		<u>1972-82</u>	<u>1982B</u>	<u>1983-87</u>	<u>1987B</u>	<u>1988-91</u>	<u>1993-98</u>	<u>2000</u>	<u>2002</u>	<u>2004</u>	<u>2006</u>	<u>2008</u>	<u>2010</u>	<u>2012</u>	<u>2014</u>	
Spouse	2	0	0	0	0	0	2	0	0	0	0	0	0	0	0	2
Partner, Fiance(e), Boyfriend, Girlfriend, etc.	3	0	0	0	0	0	0	0	0	0	1	0	0	0	1	2
Child, Natural or Adopted, Stepchild	4	0	0	0	0	0	232	68	45	65	119	49	77	67	66	788
Grandchild, Great-Grandchild	5	0	0	0	0	0	42	8	11	10	19	12	0	0	0	102
Son-In-Law, Daughter-In-Law	6	0	0	0	0	0	6	0	0	1	0	1	0	0	0	8
Parent	7	0	0	0	0	0	3	3	0	0	2	1	0	1	0	10
Parent-In-Law	8	0	0	0	0	0	1	0	0	0	1	0	8	4	3	17
Grandparent, Great-Grandparent	9	0	0	0	0	0	1	0	2	0	0	0	0	0	1	4
Uncle or Aunt	10	0	0	0	0	0	0	1	0	0	0	0	0	0	1	2
Niece or Nephew	11	0	0	0	0	0	14	4	2	2	4	0	1	1	0	28
Cousin	12	0	0	0	0	0	1	1	0	1	1	0	1	0	0	5
Brother, Sister (Full, Half, or Step Sibling)	13	0	0	0	0	0	2	0	1	0	0	2	2	1	3	11
Sibling-In-Law	14	0	0	0	0	0	6	1	0	1	0	3	1	0	0	12
Other Relative (Great-Aunt, Grandniece, etc.)	15	0	0	0	0	0	1	0	0	3	0	1	1	1	0	7
Roommate, Housemate	16	0	0	0	0	0	1	1	0	4	1	2	1	1	0	11
Friend	17	0	0	0	0	0	2	0	1	0	1	1	0	0	0	5
Child of Non-Relative	18	0	0	0	0	0	10	1	1	1	3	1	0	0	0	17
Other Non-Relative (Employee, Boarder)	19	0	0	0	0	0	2	0	1	0	0	0	0	0	0	3
Don't know	98	0	0	0	0	0	0	1	0	0	0	0	0	0	0	1
No answer	99	0	0	0	0	0	10	7	0	0	0	0	2	0	0	19
Not applicable	IAP	13626	354	7542	353	5907	9998	2721	2701	2724	4358	1950	1950	1898	2463	58545

Relationship of seventh person to head of household, revised.

[VAR: RELHHD7]

<u>RESPONSE</u>	<u>PUNCH</u>	<u>YEAR</u>														<u>ALL</u>
		<u>1972-82</u>	<u>1982B</u>	<u>1983-87</u>	<u>1987B</u>	<u>1988-91</u>	<u>1993-98</u>	<u>2000</u>	<u>2002</u>	<u>2004</u>	<u>2006</u>	<u>2008</u>	<u>2010</u>	<u>2012</u>	<u>2014</u>	
Spouse	2	0	0	0	0	0	1	0	0	0	0	0	0	0	0	1
Partner, Fiance(e), Boyfriend, Girlfriend, etc.	3	0	0	0	0	0	0	0	0	0	0	0	0	0	0	0
Child, Natural or Adopted, Stepchild	4	0	0	0	0	0	61	22	14	16	40	14	32	20	21	240
Grandchild, Great-Grandchild	5	0	0	0	0	0	22	2	7	3	7	6	0	0	0	47
Son-In-Law, Daughter-In-Law	6	0	0	0	0	0	1	0	0	0	0	0	0	0	0	1
Parent	7	0	0	0	0	0	2	1	0	0	0	0	0	0	0	3
Parent-In-Law	8	0	0	0	0	0	0	0	0	2	1	0	5	2	1	11
Grandparent, Great-Grandparent	9	0	0	0	0	0	0	0	0	0	0	0	0	0	1	1
Uncle or Aunt	10	0	0	0	0	0	0	0	0	0	0	0	0	0	0	0
Niece or Nephew	11	0	0	0	0	0	11	1	1	1	1	0	0	0	0	15
Cousin	12	0	0	0	0	0	0	1	0	0	0	0	1	0	0	2
Brother, Sister (Full, Half, or Step Sibling)	13	0	0	0	0	0	4	0	0	0	1	0	0	0	0	5
Sibling-In-Law	14	0	0	0	0	0	0	2	0	0	0	0	0	0	0	2
Other Relative (Great-Aunt, Grandniece, etc.)	15	0	0	0	0	0	2	0	0	1	0	0	1	0	0	4
Roommate, Housemate	16	0	0	0	0	0	0	0	0	3	1	0	0	1	0	5
Friend	17	0	0	0	0	0	2	0	1	0	1	1	0	0	0	5
Child of Non-Relative	18	0	0	0	0	0	3	0	1	0	1	0	0	0	0	5
Other Non-Relative (Employee, Boarder)	19	0	0	0	0	0	1	0	0	0	0	0	0	0	0	1
Don't know	98	0	0	0	0	0	0	0	0	0	0	0	0	0	0	0
No answer	99	0	0	0	0	0	6	2	0	0	0	0	2	0	0	10
Not applicable	IAP	13626	354	7542	353	5907	10218	2786	2741	2786	4457	2002	2003	1951	2515	59241

Relationship of eighth person to head of household, revised.

[VAR: RELHHD8]

<u>RESPONSE</u>	<u>PUNCH</u>	<u>YEAR</u>														
		<u>1972-82</u>	<u>1982B</u>	<u>1983-87</u>	<u>1987B</u>	<u>1988-91</u>	<u>1993-98</u>	<u>2000</u>	<u>2002</u>	<u>2004</u>	<u>2006</u>	<u>2008</u>	<u>2010</u>	<u>2012</u>	<u>2014</u>	<u>ALL</u>
Spouse	2	0	0	0	0	0	1	0	0	0	0	0	0	0	0	1
Partner, Fiance(e), Boyfriend, Girlfriend, etc.	3	0	0	0	0	0	0	0	0	0	0	0	0	0	0	0
Child, Natural or Adopted, Stepchild	4	0	0	0	0	0	18	8	5	6	12	4	14	6	7	80
Grandchild, Great-Grandchild	5	0	0	0	0	0	10	2	1	1	1	3	0	0	0	18
Son-In-Law, Daughter-In-Law	6	0	0	0	0	0	0	1	0	0	0	0	0	0	0	1
Parent	7	0	0	0	0	0	0	0	0	0	1	0	0	0	0	1
Parent-In-Law	8	0	0	0	0	0	0	0	0	0	0	0	1	1	0	2
Grandparent, Great-Grandparent	9	0	0	0	0	0	0	0	0	0	0	0	0	0	0	0
Uncle or Aunt	10	0	0	0	0	0	0	0	0	0	0	0	0	0	0	0
Niece or Nephew	11	0	0	0	0	0	6	3	1	1	0	1	0	0	0	12
Cousin	12	0	0	0	0	0	0	1	0	0	1	0	0	0	0	2
Brother, Sister (Full, Half, or Step Sibling)	13	0	0	0	0	0	1	0	0	0	0	0	0	0	0	1
Sibling-In-Law	14	0	0	0	0	0	1	0	0	0	0	0	0	0	0	1
Other Relative (Great-Aunt, Grandniece, etc.)	15	0	0	0	0	0	0	0	0	0	0	0	1	0	0	1
Roommate, Housemate	16	0	0	0	0	0	0	0	0	1	0	0	0	0	0	1
Friend	17	0	0	0	0	0	0	0	1	0	0	0	0	0	0	1
Child of Non-Relative	18	0	0	0	0	0	0	0	0	0	0	0	0	0	0	0
Other Non-Relative (Employee, Boarder)	19	0	0	0	0	0	0	0	0	0	0	0	0	0	0	0
Don't know	98	0	0	0	0	0	0	0	0	0	0	0	0	0	0	0
No answer	99	0	0	0	0	0	2	0	0	0	0	0	2	0	0	4
Not applicable	IAP	13626	354	7542	353	5907	10295	2802	2757	2803	4495	2015	2026	1967	2531	59473

Relationship of ninth person to head of household, revised.

[VAR: RELHHD9]

<u>RESPONSE</u>	<u>PUNCH</u>	<u>YEAR</u>														<u>ALL</u>
		<u>1972-82</u>	<u>1982B</u>	<u>1983-87</u>	<u>1987B</u>	<u>1988-91</u>	<u>1993-98</u>	<u>2000</u>	<u>2002</u>	<u>2004</u>	<u>2006</u>	<u>2008</u>	<u>2010</u>	<u>2012</u>	<u>2014</u>	
Spouse	2	0	0	0	0	0	0	0	0	0	0	0	0	0	0	0
Partner, Fiance(e), Boyfriend, Girlfriend, etc.	3	0	0	0	0	0	0	0	0	0	0	0	0	0	0	0
Child, Natural or Adopted, Stepchild	4	0	0	0	0	0	7	6	2	3	2	1	6	0	5	32
Grandchild, Great-Grandchild	5	0	0	0	0	0	4	2	0	1	3	1	0	0	0	11
Son-In-Law, Daughter-In-Law	6	0	0	0	0	0	0	1	0	0	0	0	0	0	0	1
Parent	7	0	0	0	0	0	0	0	0	0	0	0	0	0	0	0
Parent-In-Law	8	0	0	0	0	0	0	0	0	0	0	0	2	1	1	4
Grandparent, Great-Grandparent	9	0	0	0	0	0	0	0	0	0	0	0	0	0	0	0
Uncle or Aunt	10	0	0	0	0	0	0	0	0	0	0	0	0	0	0	0
Niece or Nephew	11	0	0	0	0	0	2	2	0	0	0	0	0	0	0	4
Cousin	12	0	0	0	0	0	0	1	1	0	0	0	0	0	0	2
Brother, Sister (Full, Half, or Step Sibling)	13	0	0	0	0	0	0	0	0	0	0	0	0	0	1	1
Sibling-In-Law	14	0	0	0	0	0	0	0	0	0	0	0	0	0	0	0
Other Relative (Great-Aunt, Grandniece, etc.)	15	0	0	0	0	0	0	0	0	0	0	0	1	0	0	1
Roommate, Housemate	16	0	0	0	0	0	0	0	0	0	0	0	0	0	0	0
Friend	17	0	0	0	0	0	0	0	1	0	0	0	0	0	0	1
Child of Non-Relative	18	0	0	0	0	0	0	0	0	0	0	0	0	0	0	0
Other Non-Relative (Employee, Boarder)	19	0	0	0	0	0	0	0	0	0	0	0	0	0	0	0
Don't know	98	0	0	0	0	0	0	0	0	0	0	0	0	0	0	0
No answer	99	0	0	0	0	0	1	1	0	0	0	0	2	0	0	4
Not applicable	IAP	13626	354	7542	353	5907	10320	2804	2761	2808	4505	2021	2033	1973	2531	59538

Relationship of tenth person to head of household, revised.

[VAR: RELHHD10]

<u>RESPONSE</u>	<u>PUNCH</u>	<u>YEAR</u>														
		<u>1972-82</u>	<u>1982B</u>	<u>1983-87</u>	<u>1987B</u>	<u>1988-91</u>	<u>1993-98</u>	<u>2000</u>	<u>2002</u>	<u>2004</u>	<u>2006</u>	<u>2008</u>	<u>2010</u>	<u>2012</u>	<u>2014</u>	<u>ALL</u>
Spouse	2	0	0	0	0	0	0	0	0	0	0	0	0	0	0	0
Partner, Fiance(e), Boyfriend, Girlfriend, etc.	3	0	0	0	0	0	0	0	0	0	0	0	0	0	0	0
Child, Natural or Adopted, Stepchild	4	0	0	0	0	0	1	2	2	2	1	1	4	1	3	17
Grandchild, Great-Grandchild	5	0	0	0	0	0	1	2	0	1	2	0	0	0	0	6
Son-In-Law, Daughter-In-Law	6	0	0	0	0	0	0	0	0	0	0	0	0	0	0	0
Parent	7	0	0	0	0	0	0	0	0	0	0	0	0	0	0	0
Parent-In-Law	8	0	0	0	0	0	0	0	0	0	0	0	1	0	0	1
Grandparent, Great-Grandparent	9	0	0	0	0	0	0	0	0	0	0	0	0	0	0	0
Uncle or Aunt	10	0	0	0	0	0	0	0	0	0	0	0	0	0	0	0
Niece or Nephew	11	0	0	0	0	0	1	0	0	0	0	0	0	0	0	1
Cousin	12	0	0	0	0	0	0	0	0	0	0	0	0	0	0	0
Brother, Sister (Full, Half, or Step Sibling)	13	0	0	0	0	0	0	0	0	0	0	0	0	0	1	1
Sibling-In-Law	14	0	0	0	0	0	0	1	0	0	0	0	0	0	0	1
Other Relative (Great-Aunt, Grandniece, etc.)	15	0	0	0	0	0	0	0	0	0	0	0	1	0	0	1
Roommate, Housemate	16	0	0	0	0	0	0	0	0	0	0	0	0	0	0	0
Friend	17	0	0	0	0	0	0	0	0	0	0	0	0	0	0	0
Child of Non-Relative	18	0	0	0	0	0	0	0	0	0	0	0	0	0	0	0
Other Non-Relative (Employee, Boarder)	19	0	0	0	0	0	0	0	0	0	0	0	0	0	0	0
Don't know	98	0	0	0	0	0	0	0	0	0	0	0	0	0	0	0
No answer	99	0	0	0	0	0	0	0	0	0	0	0	2	0	0	2
Not applicable	IAP	13626	354	7542	353	5907	10331	2812	2763	2809	4507	2022	2036	1973	2534	59569

Respondent of eleventh person to head of household, revised.

[VAR: RELHHD11]

<u>RESPONSE</u>	<u>PUNCH</u>	<u>YEAR</u>														
		<u>1972-82</u>	<u>1982B</u>	<u>1983-87</u>	<u>1987B</u>	<u>1988-91</u>	<u>1993-98</u>	<u>2000</u>	<u>2002</u>	<u>2004</u>	<u>2006</u>	<u>2008</u>	<u>2010</u>	<u>2012</u>	<u>2014</u>	<u>ALL</u>
Spouse	2	0	0	0	0	0	10	0	0	0	0	0	0	0	0	10
Partner, Fiance(e), Boyfriend, Girlfriend, etc.	3	0	0	0	0	0	1	0	0	2	3	0	1	1	0	8
Child, Natural or Adopted, Stepchild	4	0	0	0	0	0	25	3	1	4	13	3	10	5	4	68
Grandchild, Great-Grandchild	5	0	0	0	0	0	2	1	0	1	1	2	2	1	1	11
Son-In-Law, Daughter-In-Law	6	0	0	0	0	0	0	0	1	0	1	0	0	0	0	2
Parent	7	0	0	0	0	0	5	1	1	1	5	0	0	1	0	14
Parent-In-Law	8	0	0	0	0	0	6	1	1	1	2	3	1	1	1	17
Grandparent, Great-Grandparent	9	0	0	0	0	0	0	0	0	0	0	0	0	2	0	2
Uncle or Aunt	10	0	0	0	0	0	0	0	0	1	1	0	3	2	3	10
Niece or Nephew	11	0	0	0	0	0	3	1	0	0	4	1	0	0	1	10
Cousin	12	0	0	0	0	0	0	0	0	0	2	0	0	0	0	2
Brother, Sister (Full, Half, or Step Sibling)	13	0	0	0	0	0	3	0	2	1	0	3	0	1	1	11
Sibling-In-Law	14	0	0	0	0	0	2	1	0	0	3	1	6	4	4	21
Other Relative (Great-Aunt, Grandniece, etc.)	15	0	0	0	0	0	0	0	0	0	1	1	1	0	0	3
Roommate, Housemate	16	0	0	0	0	0	2	0	0	1	1	2	2	1	3	12
Friend	17	0	0	0	0	0	10	1	0	1	10	2	0	0	0	24
Child of Non-Relative	18	0	0	0	0	0	1	0	0	0	0	0	0	0	0	1
Other Non-Relative (Employee, Boarder)	19	0	0	0	0	0	4	0	0	2	1	1	0	0	0	8
Don't know	98	0	0	0	0	0	0	0	0	0	0	0	0	0	0	0
No answer	99	0	0	0	0	0	7	0	0	0	0	0	2	0	0	9
Not applicable	IAP	13626	354	7542	353	5907	10253	2808	2759	2797	4462	2004	2016	1955	2520	59356

Relationship of twelfth person to head of household, revised.

[VAR: RELHHD12]

<u>RESPONSE</u>	<u>PUNCH</u>	<u>YEAR</u>														
		<u>1972-82</u>	<u>1982B</u>	<u>1983-87</u>	<u>1987B</u>	<u>1988-91</u>	<u>1993-98</u>	<u>2000</u>	<u>2002</u>	<u>2004</u>	<u>2006</u>	<u>2008</u>	<u>2010</u>	<u>2012</u>	<u>2014</u>	<u>ALL</u>
Spouse	2	0	0	0	0	0	0	0	0	0	0	0	0	0	0	0
Partner, Fiance(e), Boyfriend, Girlfriend, etc.	3	0	0	0	0	0	0	0	0	0	0	0	0	0	0	0
Child, Natural or Adopted, Stepchild	4	0	0	0	0	0	10	2	0	0	2	0	3	1	2	20
Grandchild, Great-Grandchild	5	0	0	0	0	0	3	1	0	0	1	0	2	1	0	8
Son-In-Law, Daughter-In-Law	6	0	0	0	0	0	4	1	0	0	1	0	0	0	0	6
Parent	7	0	0	0	0	0	1	0	0	0	3	0	0	0	0	4
Parent-In-Law	8	0	0	0	0	0	4	0	0	0	0	0	0	0	0	4
Grandparent, Great-Grandparent	9	0	0	0	0	0	0	0	0	0	0	0	0	0	0	0
Uncle or Aunt	10	0	0	0	0	0	0	0	0	0	0	0	0	0	0	0
Niece or Nephew	11	0	0	0	0	0	1	0	1	0	1	1	0	0	0	4
Cousin	12	0	0	0	0	0	0	0	0	0	0	0	0	0	0	0
Brother, Sister (Full, Half, or Step Sibling)	13	0	0	0	0	0	0	0	0	0	0	0	1	0	0	1
Sibling-In-Law	14	0	0	0	0	0	0	0	0	0	1	1	1	1	0	4
Other Relative (Great-Aunt, Grandniece, etc.)	15	0	0	0	0	0	0	0	0	0	1	0	0	0	1	2
Roommate, Housemate	16	0	0	0	0	0	1	0	0	0	0	1	0	0	0	2
Friend	17	0	0	0	0	0	0	0	0	0	2	0	0	0	0	2
Child of Non-Relative	18	0	0	0	0	0	0	0	0	0	0	1	0	0	0	1
Other Non-Relative (Employee, Boarder)	19	0	0	0	0	0	3	0	0	0	0	0	0	0	0	3
Don't know	98	0	0	0	0	0	0	0	0	0	0	0	0	0	0	0
No answer	99	0	0	0	0	0	2	0	0	0	0	0	2	0	0	4
Not applicable	IAP	13626	354	7542	353	5907	10305	2813	2764	2812	4498	2019	2035	1971	2535	59534

Relationship of thirteenth person to head of household, revised.

[VAR: RELHHD13]

<u>RESPONSE</u>	<u>PUNCH</u>	<u>YEAR</u>														
		<u>1972-82</u>	<u>1982B</u>	<u>1983-87</u>	<u>1987B</u>	<u>1988-91</u>	<u>1993-98</u>	<u>2000</u>	<u>2002</u>	<u>2004</u>	<u>2006</u>	<u>2008</u>	<u>2010</u>	<u>2012</u>	<u>2014</u>	<u>ALL</u>
Spouse	2	0	0	0	0	0	0	0	0	0	0	0	0	0	0	0
Partner, Fiance(e), Boyfriend, Girlfriend, etc.	3	0	0	0	0	0	0	0	0	0	0	0	0	0	0	0
Child, Natural or Adopted, Stepchild	4	0	0	0	0	0	3	1	0	0	0	0	0	1	1	6
Grandchild, Great-Grandchild	5	0	0	0	0	0	3	0	0	0	1	0	0	0	0	4
Son-In-Law, Daughter-In-Law	6	0	0	0	0	0	0	0	0	0	0	0	0	0	0	0
Parent	7	0	0	0	0	0	0	0	0	0	0	0	0	0	0	0
Parent-In-Law	8	0	0	0	0	0	0	0	0	0	0	0	0	0	0	0
Grandparent, Great-Grandparent	9	0	0	0	0	0	0	0	0	0	0	0	0	0	0	0
Uncle or Aunt	10	0	0	0	0	0	0	0	0	0	0	0	0	0	0	0
Niece or Nephew	11	0	0	0	0	0	0	0	0	0	1	1	0	0	0	2
Cousin	12	0	0	0	0	0	0	0	0	0	0	0	0	0	0	0
Brother, Sister (Full, Half, or Step Sibling)	13	0	0	0	0	0	0	0	0	0	0	0	0	0	0	0
Sibling-In-Law	14	0	0	0	0	0	0	0	0	0	0	0	0	0	0	0
Other Relative (Great-Aunt, Grandniece, etc.)	15	0	0	0	0	0	0	0	0	0	0	0	0	0	1	1
Roommate, Housemate	16	0	0	0	0	0	0	0	0	0	0	0	0	0	0	0
Friend	17	0	0	0	0	0	0	0	0	0	0	0	0	0	0	0
Child of Non-Relative	18	0	0	0	0	0	1	0	0	0	0	0	0	0	0	1
Other Non-Relative (Employee, Boarder)	19	0	0	0	0	0	0	0	0	0	0	0	0	0	0	0
Don't know	98	0	0	0	0	0	0	0	0	0	0	0	0	0	0	0
No answer	99	0	0	0	0	0	1	0	0	0	0	0	3	0	0	4
Not applicable	IAP	13626	354	7542	353	5907	10326	2816	2765	2812	4508	2022	2041	1973	2536	59581

Relationship of fourteenth person to head of household, revised.

[VAR: RELHHD14]

<u>RESPONSE</u>	<u>PUNCH</u>	<u>YEAR</u>														
		<u>1972-82</u>	<u>1982B</u>	<u>1983-87</u>	<u>1987B</u>	<u>1988-91</u>	<u>1993-98</u>	<u>2000</u>	<u>2002</u>	<u>2004</u>	<u>2006</u>	<u>2008</u>	<u>2010</u>	<u>2012</u>	<u>2014</u>	<u>ALL</u>
Spouse	2	0	0	0	0	0	0	0	0	0	0	0	0	0	0	0
Partner, Fiance(e), Boyfriend, Girlfriend, etc.	3	0	0	0	0	0	0	0	0	0	0	0	0	0	0	0
Child, Natural or Adopted, Stepchild	4	0	0	0	0	0	1	0	0	0	0	0	0	1	0	2
Grandchild, Great-Grandchild	5	0	0	0	0	0	2	0	0	0	0	0	0	0	0	2
Son-In-Law, Daughter-In-Law	6	0	0	0	0	0	0	0	0	0	0	0	0	0	0	0
Parent	7	0	0	0	0	0	0	0	0	0	0	0	0	0	0	0
Parent-In-Law	8	0	0	0	0	0	0	0	0	0	0	0	0	0	0	0
Grandparent, Great-Grandparent	9	0	0	0	0	0	0	0	0	0	0	0	0	0	0	0
Uncle or Aunt	10	0	0	0	0	0	0	0	0	0	0	0	0	0	0	0
Niece or Nephew	11	0	0	0	0	0	0	0	0	0	1	0	0	0	0	1
Cousin	12	0	0	0	0	0	0	0	0	0	0	0	0	0	0	0
Brother, Sister (Full, Half, or Step Sibling)	13	0	0	0	0	0	0	0	0	0	0	0	0	0	0	0
Sibling-In-Law	14	0	0	0	0	0	0	0	0	0	0	0	0	0	0	0
Other Relative (Great-Aunt, Grandniece, etc.)	15	0	0	0	0	0	0	0	0	0	0	0	0	0	0	0
Roommate, Housemate	16	0	0	0	0	0	0	0	0	0	0	0	0	0	0	0
Friend	17	0	0	0	0	0	0	0	0	0	0	0	0	0	0	0
Child of Non-Relative	18	0	0	0	0	0	0	0	0	0	0	0	0	0	0	0
Other Non-Relative (Employee, Boarder)	19	0	0	0	0	0	0	0	0	0	0	0	0	0	0	0
Don't know	98	0	0	0	0	0	0	0	0	0	0	0	0	0	0	0
No answer	99	0	0	0	0	0	0	0	0	0	0	0	3	0	0	3
Not applicable	IAP	13626	354	7542	353	5907	10331	2817	2765	2812	4509	2023	2041	1973	2538	59591

REMARKS: Over the years, the variables of household composition have changed twice. The RELATE1-14 series has been asked over all the years of the survey. In 1993, extra categories were added and, because of this, the variable names were changed to RELHHD1-14. In 2000, two additional changes were made. First, the definition of head of household was changed from "head of household" to "the person or one of the persons who own or rents this home." Second, additional categories were added about children. Because of this, a new household composition series, RELHH1-14, was created. RELHH variables can be collapsed into the RELHHD format, and the RELHHD variables can be collapsed into the RELATE series.

1891. Respondent's number in family.

[VAR: RESPNUM]

<u>RESPONSE</u>	<u>PUNCH</u>	<u>YEAR</u>														
		<u>1972-82</u>	<u>1982B</u>	<u>1983-87</u>	<u>1987B</u>	<u>1988-91</u>	<u>1993-98</u>	<u>2000</u>	<u>2002</u>	<u>2004</u>	<u>2006</u>	<u>2008</u>	<u>2010</u>	<u>2012</u>	<u>2014</u>	<u>ALL</u>
First person	1	4373	225	4486	246	3670	6718	1982	1904	1863	3050	1365	1407	1309	1718	34316
Second person	2	2706	99	2610	87	1905	3071	665	738	814	1237	545	529	540	678	16224
Third person	3	322	20	305	12	239	416	123	88	99	160	87	74	85	109	2139
Fourth person	4	76	9	81	5	54	84	29	29	25	41	17	18	24	21	513
Fifth person	5	11	1	35	1	21	23	8	3	5	6	2	6	4	7	133
Sixth person	6	4	0	6	0	4	6	3	1	1	4	0	1	4	1	35
Seventh person	7	4	0	3	0	0	1	2	0	1	0	0	0	0	0	11
Eighth person	8	1	0	0	0	1	0	0	0	0	0	0	1	0	0	3
Ninth person	9	1	0	0	0	0	3	0	0	0	0	0	0	0	0	4
Tenth person	10	0	0	0	0	1	1	2	0	0	0	0	0	0	0	4
Eleventh person	11	13	0	13	2	11	7	2	2	4	11	4	6	7	4	86
Twelfth person	12	4	0	0	0	1	1	0	0	0	1	0	1	1	0	9
Thirteenth person	13	0	0	0	0	0	0	0	0	0	0	0	0	0	0	0
Fourteenth person	14	0	0	0	0	0	2	0	0	0	0	0	0	0	0	2
No answer	99	0	0	3	0	0	1	1	0	0	0	0	0	0	0	5
Not applicable	IAP	6111	0	0	0	0	0	0	0	0	0	3	1	0	0	6115

REMARKS: As discussed in GSS Methodological Report No. 102, there are some errors in respondent numbers due to mispunches and interviewer error. In 2006 most of these errors were detected and corrected in cleaning.

[VAR: HHTYPE] (CONTINUED)

<u>RESPONSE</u>	<u>PUNCH</u>	<u>YEAR</u>														
		<u>1972-82</u>	<u>1982B</u>	<u>1983-87</u>	<u>1987B</u>	<u>1988-91</u>	<u>1993-98</u>	<u>2000</u>	<u>2002</u>	<u>2004</u>	<u>2006</u>	<u>2008</u>	<u>2010</u>	<u>2012</u>	<u>2014</u>	<u>ALL</u>
3 adults, unmarried, related, no children	23	53	4	55	3	31	66	16	18	17	27	13	23	19	37	382
3 adults, marital status unsure, 2nd person spouse, 3rd person unrelated; no children	24	1	0	2	0	0	0	0	0	0	0	0	0	0	0	3
3 adults, marital status unsure, 2nd person unrelated, 3rd person spouse; no children	25	0	0	0	0	0	0	0	0	0	0	0	0	0	0	0
3 adults, marital status unsure, 2nd person related, 3rd person unrelated; no children	26	6	0	2	0	5	14	3	7	4	3	1	0	2	4	51
3 adults, unmarried, 2nd person unrelated, 3rd person related; no children	27	0	1	9	1	6	14	6	7	6	16	11	6	8	17	108
3 adults, unmarried, unrelated, no children	28	26	0	55	1	37	54	15	18	11	29	10	0	0	0	256
3 adults, 2 married; no children	30	0	0	0	0	0	0	0	0	0	0	0	0	0	0	0
3 adults, 2nd person spouse, 3rd person related; no children	31	0	0	2	0	0	2	0	5	1	0	0	0	0	0	10
3 adults, 2nd person related; 3rd person spouse; no children	32	0	0	0	0	0	0	0	0	0	0	0	0	0	0	0
3 adults, 1 married, 2 related; no children	33	2	0	2	0	2	3	3	1	2	5	1	4	2	4	31
3 adults, 1 married, spouse, 1 unrelated; no children	34	0	0	0	0	0	0	0	0	0	0	0	0	0	0	0
3 adults, 1 married, 2nd person unrelated, 3rd person spouse; no children	35	0	0	0	0	0	0	0	0	0	0	0	0	0	0	0
3 adults, 1 married, 2nd person related, 3rd person unrelated, no children	36	0	0	0	0	0	0	0	1	0	0	0	0	0	0	1
3 adults, 1 married, 2nd person unrelated, 3rd person related, no children	37	0	0	0	0	0	0	0	0	0	0	0	4	0	1	5
3 adults, 1 married, 2 unrelated, no children	38	0	0	0	0	1	3	0	1	0	1	0	0	0	0	6

[VAR: HHTYPE] (CONTINUED)

<u>RESPONSE</u>	<u>PUNCH</u>	<u>YEAR</u>														
		<u>1972-82</u>	<u>1982B</u>	<u>1983-87</u>	<u>1987B</u>	<u>1988-91</u>	<u>1993-98</u>	<u>2000</u>	<u>2002</u>	<u>2004</u>	<u>2006</u>	<u>2008</u>	<u>2010</u>	<u>2012</u>	<u>2014</u>	<u>ALL</u>
3 adults, 2 married, 2nd person spouse, 3rd person spouse, no children	40	0	0	1	0	0	2	0	0	0	0	0	0	0	0	3
3 adults, 2 married, 2nd person spouse, 3rd person related; no children	41	388	14	343	7	228	378	65	93	116	164	85	69	70	99	2119
3 adults, 2 married, 2nd person related, 3rd person spouse; no children	42	3	0	8	1	6	11	0	0	0	0	0	0	0	0	29
3 adults, 2 married, 2nd person related, 3rd person related, no children	43	12	2	10	2	8	7	7	14	8	8	3	5	3	5	94
3 adults, 2 married, 2nd person spouse, 3rd person unrelated, no children	44	11	0	11	0	2	7	2	4	1	3	0	0	0	2	43
3 adults, 2 married, 2nd person unrelated, 3rd person spouse, no children	45	1	0	0	0	0	1	0	0	0	0	0	0	0	0	2
3 adults, 2 married, 2nd person related, 3rd person unrelated, no children	46	0	0	0	0	0	0	0	0	0	0	0	0	0	0	0
3 adults, 2 married, 2nd person unrelated, 3rd person related, no children	47	1	0	0	0	1	2	1	1	1	0	1	2	0	0	10
3 adults, 2 married, 2 unrelated, no children	48	1	0	0	0	0	3	0	1	0	2	0	0	0	1	8
3 adults, 2 married, relation unsure, no children	50	0	0	0	0	0	0	0	0	0	0	0	0	0	0	0
3 adults, 3 married, 2nd person spouse, 3rd person related; no children	51	2	0	4	0	3	5	1	4	0	3	3	0	1	5	31
3 adults, 3 married, 2nd person spouse; 3rd person offspring; no children	52	0	0	0	0	0	0	0	1	0	0	0	0	0	0	1
3 adults, 3 married, 2nd and 3rd person related; no children	53	0	0	0	0	1	3	0	4	0	1	0	0	1	0	10

[VAR: HHTYPE] (CONTINUED)

<u>RESPONSE</u>	<u>PUNCH</u>	<u>YEAR</u>														
		<u>1972-82</u>	<u>1982B</u>	<u>1983-87</u>	<u>1987B</u>	<u>1988-91</u>	<u>1993-98</u>	<u>2000</u>	<u>2002</u>	<u>2004</u>	<u>2006</u>	<u>2008</u>	<u>2010</u>	<u>2012</u>	<u>2014</u>	<u>ALL</u>
3 adults, 3 married, 2nd person spouse, 3rd person unrelated, no children	54	0	0	0	0	0	0	0	0	0	1	0	0	0	0	1
3 adults, 3 married, 2nd person unrelated, 3rd person spouse, no children	55	0	0	0	0	0	0	0	0	0	0	0	0	0	0	0
3 adults, 3 married, 2nd person related, 3rd person unrelated, no children	56	0	0	0	0	0	0	0	0	0	0	0	0	0	1	1
3 adults, 3 married, 2nd person unrelated, 3rd person related, no children	57	0	0	0	0	0	0	0	0	0	0	0	0	0	0	0
3 adults, 3 married, unrelated, no children	58	0	0	0	0	0	0	0	0	0	0	0	0	0	0	0
4+ adults, unmarried, no children	100	20	3	38	5	35	78	11	16	15	26	16	25	15	37	340
4+ adults, 1 married, no children	101	1	0	2	0	3	16	3	4	0	1	1	2	2	2	37
4+ adults, 2 married, no children	102	136	3	136	6	104	177	36	31	58	76	29	32	43	109	976
4+ adults, 3 married, no children	103	1	0	1	0	0	2	0	4	0	1	0	3	1	3	16
4+ adults, 4+ married, no children	104	17	0	7	1	7	13	2	7	8	7	3	5	5	10	92
3 adults, marital status unsure; 1+ children	120	0	0	0	0	0	0	0	0	0	0	0	0	0	0	0
3 adults, marital status unsure, related; 1+ children	121	2	1	2	2	0	2	0	0	0	0	0	1	0	0	10
3 adults, unmarried, related, 1+ children	123	37	13	37	4	28	37	14	10	4	15	13	5	11	7	235
3 adults, marital status unsure, 2nd person spouse, 3rd person unrelated; 1+ children	124	0	0	0	0	0	0	0	0	0	0	0	0	0	0	0
3 adults, marital status unsure, 2nd person unrelated, 3rd person spouse; 1+ children	125	0	0	0	0	0	0	0	0	0	0	0	0	0	0	0
3 adults, unmarried, 2nd person related; 1+ children	126	0	0	2	0	2	4	0	1	0	3	0	1	0	0	13
3 adults, unmarried, 2nd person unrelated; 3rd person related; 1+ children	127	4	0	4	1	7	5	8	4	3	11	7	4	6	4	68

[VAR: HHTYPE] (CONTINUED)

<u>RESPONSE</u>	<u>PUNCH</u>	<u>YEAR</u>														
		<u>1972-82</u>	<u>1982B</u>	<u>1983-87</u>	<u>1987B</u>	<u>1988-91</u>	<u>1993-98</u>	<u>2000</u>	<u>2002</u>	<u>2004</u>	<u>2006</u>	<u>2008</u>	<u>2010</u>	<u>2012</u>	<u>2014</u>	<u>ALL</u>
3 adults, unmarried, unrelated, 1+ children	128	5	1	3	1	1	4	4	3	1	2	2	1	0	0	28
3 adults, 1 married; 2nd person spouse; 1+ children	130	0	0	0	0	0	0	0	0	0	0	0	0	0	0	0
3 adults, 1 married; 2nd person spouse; 3rd person related; 1+ children	131	1	0	3	0	0	7	0	1	0	0	1	0	0	0	13
3 adults, 1 married, 2nd person related; 3rd person spouse; 1+ children	132	0	0	0	0	0	0	0	0	0	0	0	0	0	0	0
3 adults, 1 married, 2 related; 1+ children	133	4	0	4	0	3	7	1	0	3	2	2	1	4	1	32
3 adults, 1 married, spouse, 1 unrelated; 1+ children	134	0	0	0	0	0	0	0	0	0	0	0	0	0	0	0
3 adults, 1 married, 2nd person unrelated; 3rd person spouse; 1+ children	135	0	0	0	0	0	0	0	0	0	0	0	0	0	0	0
3 adults, 1 married, 2nd person related, 3rd person unrelated, 1+ children	136	0	0	1	0	0	0	0	0	0	0	0	0	0	0	1
3 adults, 1 married, 2nd person unrelated, 3rd person related 1+ children	137	0	0	0	0	0	1	0	2	1	1	1	1	1	1	9
3 adults, 1 married, 2 unrelated 1+ children	138	0	0	0	0	0	1	1	0	0	0	0	0	0	0	2
3 adults, 2 married, 2nd person spouse, 1+ children	140	1	0	1	0	1	3	0	0	0	0	0	0	0	0	6
3 adults, 2 married, 2nd person spouse, 3rd person related; 1+ children	141	406	20	307	10	186	294	87	48	79	128	65	43	60	52	1785
3 adults, 2 married, 2nd person related; 3rd person spouse, 1+ children	142	1	0	2	1	3	4	0	0	0	0	0	0	0	0	11
3 adults, 2 married, 2nd person related, 3rd person related, 1+ children	143	11	1	8	0	7	19	1	4	7	2	2	6	2	3	73

[VAR: HHTYPE] (CONTINUED)

<u>RESPONSE</u>	<u>PUNCH</u>	<u>YEAR</u>														
		<u>1972-82</u>	<u>1982B</u>	<u>1983-87</u>	<u>1987B</u>	<u>1988-91</u>	<u>1993-98</u>	<u>2000</u>	<u>2002</u>	<u>2004</u>	<u>2006</u>	<u>2008</u>	<u>2010</u>	<u>2012</u>	<u>2014</u>	<u>ALL</u>
3 adults, 3 married, unrelated, 1+ children	158	0	0	0	0	0	0	0	0	0	0	0	0	0	0	0
4+ adults, unmarried, 1+ children	200	13	3	20	8	9	20	8	1	6	11	2	5	10	6	122
4+ adults, 1 married, 1+ children	201	4	0	2	2	1	2	1	2	0	3	0	0	1	2	20
4+ adults, 2 married, 1+ children	202	177	14	137	8	69	85	18	21	16	37	21	18	25	22	668
4+ adults, 3 married, 1+ children	203	11	0	4	0	2	6	3	0	1	5	2	0	2	1	37
4+ adults, 4+ married, 1+ children	204	21	1	17	0	11	40	12	10	7	14	5	15	9	5	167
Don't know	998	0	0	0	0	0	0	0	0	0	0	0	0	0	0	0
No answer	999	30	0	27	2	28	50	16	8	9	20	9	14	8	12	233
Not applicable	IAP	5356	0	0	0	0	0	0	0	0	0	0	0	0	0	5356

REMARKS: This variable classifies households from information on the household enumeration form (HEF) on the basis of 1) number of adults (household members 18 and older), 2) the presence of children (0 vs. 1+ household members less than 18), 3) number of married people in the household, 4) relation of second or third listed persons to head (in households with 2 or 3 adults), and 5) gender of head and second listed person when second listed person is not related to the head (in households with two adults). When the HEF roster counts differed from the processed HEF variables (ADULTS, BABIES, PRETEEN, TEENS, HOMPOP), the processed values were utilized. This generally means that household members away from the housing unit and living in another household or institution were not counted for this variable (see above AWAY1-14 and WHERE1-14). Visitors not absent from the household are counted.

1893. Household type (condensed)

[VAR: HHTYPE1]

<u>RESPONSE</u>	<u>PUNCH</u>	<u>YEAR</u>														
		<u>1972-82</u>	<u>1982B</u>	<u>1983-87</u>	<u>1987B</u>	<u>1988-91</u>	<u>1993-98</u>	<u>2000</u>	<u>2002</u>	<u>2004</u>	<u>2006</u>	<u>2008</u>	<u>2010</u>	<u>2012</u>	<u>2014</u>	<u>ALL</u>
Married couple, no children	1	2530	61	2205	58	1706	2816	652	784	939	1309	577	583	596	839	15655
Single parent	2	443	45	407	50	390	727	219	175	169	270	148	127	105	133	3408
Other family, no children	3	280	21	283	27	227	397	139	139	121	198	93	114	140	199	2378
Single adult	4	1514	81	1621	93	1357	2631	740	870	706	1220	520	597	529	695	13174
Cohabiting couple, no children	5	89	5	103	3	134	255	100	85	89	139	58	79	79	98	1316
Non-family, no children	6	130	0	188	9	157	240	80	65	49	101	44	21	10	17	1111
Unsure, no children	8	52	9	93	5	74	201	33	31	32	45	25	44	27	49	720
Married couple with children	11	2950	92	2339	67	1628	2533	677	471	590	970	424	341	367	379	13828
Other family with children	13	174	32	159	19	128	206	71	60	38	98	60	58	45	46	1194
Cohabiting couple with children	15	26	0	43	5	48	162	57	61	46	88	43	40	49	47	715
Non-family with children	16	11	1	12	2	7	29	12	9	4	9	6	8	1	2	113
Unsure with children	18	41	7	62	13	23	87	21	7	20	43	16	18	18	21	397
No answer	99	30	0	27	2	28	50	16	8	9	20	9	14	8	13	234
Not applicable	IAP	5356	0	0	0	0	0	0	0	0	0	0	0	0	0	5356

REMARKS: This variable is a collapse or recode of HHTYPE. The categories are explained below.

(1) Married couple with no children = 2 or more adults with either respondent being married or two or more members being listed as married with no one under age 18.

(2) Single parent = 1 adult and 1 or more members under age 18.

(3) Other family, no children = 2 or more adults with 2nd or 3rd person listed related to head of household; no married couple and no household members under age 18.

(4) Single adult = 1 adult and no one under age 18.

(5) Cohabiting couple, no children = 2 adults of different genders not married nor related to each other. This category covers most, but not all, cohabiting couples. Excluded are cohabiting couples in which relationship and/or gender information was missing or households with three or more adults with at least one unrelated to the others. Also, same sex cohabiting couples are excluded. See GSS Methodological Report No. 73 for more details.

(6) Non-family, no children = 2 adults with 2nd listed person unrelated to head and same gender as head and no one married, or with three or more adults with the 2nd and 3rd persons unrelated to head.

(8) Unsure, no children = 2 or more adults, unmarried or with relationship and/or marital information unclear or conflicting, but with no one under age 18.

1894. Number of family generations in household.

[VAR: FAMGEN]

<u>RESPONSE</u>	<u>PUNCH</u>	<u>YEAR</u>														
		<u>1972-82</u>	<u>1982B</u>	<u>1983-87</u>	<u>1987B</u>	<u>1988-91</u>	<u>1993-98</u>	<u>2000</u>	<u>2002</u>	<u>2004</u>	<u>2006</u>	<u>2008</u>	<u>2010</u>	<u>2012</u>	<u>2014</u>	<u>ALL</u>
One generation	1	3895	148	3828	173	3225	5810	1589	1728	1661	2617	1156	1253	1187	1534	29804
Two generations, children	2	3993	152	3384	138	2461	4131	1093	938	1029	1700	751	757	741	972	22240
Two generations, parents	3	75	5	61	2	35	72	29	15	35	50	13	6	20	13	431
Two generations, grandchild(ren)	4	62	11	57	9	38	65	20	18	23	39	24	5	1	2	374
Three generations, child(ren), grandchildren	5	149	34	138	26	105	174	56	57	48	66	56	4	2	6	921
Three generations, child(ren), parent	6	90	3	70	5	41	79	27	8	16	34	21	19	23	11	447
Four generations	7	6	1	4	0	2	3	3	1	0	4	2	0	0	0	26
No answer	9	0	0	0	0	0	0	0	0	0	0	0	0	0	0	0
Not applicable	IAP	5356	0	0	0	0	0	0	0	0	0	0	0	0	0	5356

REMARKS: This variable indicates how many direct family generations (e.g. grandparent, parent, child) reside in the household. It counts children-in-law and parents-in-law as direct relations, but does not count collateral relatives (e.g. nieces and nephews, aunts and uncles). In addition, it is impossible to identify grandparents (or above) of the head. It should be noted that for FAMGEN children were defined by their relationship to household head, not by their age as in HHTYPE. All regular household members and visitors listed on the roster are counted regardless of presence. For more details, see NORC Methodological Report No. 73.

1895. Respondent's relationship to household head.

[VAR: RPLACE]

<u>RESPONSE</u>	<u>PUNCH</u>	<u>YEAR</u>														
		<u>1972-82</u>	<u>1982B</u>	<u>1983-87</u>	<u>1987B</u>	<u>1988-91</u>	<u>1993-98</u>	<u>2000</u>	<u>2002</u>	<u>2004</u>	<u>2006</u>	<u>2008</u>	<u>2010</u>	<u>2012</u>	<u>2014</u>	<u>ALL</u>
Head of household	1	4373	225	4476	245	3670	6718	1982	1904	1863	3050	1365	1407	1309	1718	34305
Spouse	2	2381	69	2224	55	1559	2445	527	536	631	958	421	354	378	478	13016
Child (natural, adopted step)	3	475	41	447	27	323	531	106	151	156	226	122	131	147	180	3063
Son-/daughter-in-law	4	9	0	15	0	5	21	2	6	7	7	1	0	0	1	74
Grand/great-grandchild	5	12	2	13	1	17	14	10	5	7	7	4	3	2	3	100
Parent/parent-in-law	6	42	4	38	3	18	33	11	6	14	15	5	4	8	3	204
Other relative	7	52	8	67	7	54	92	19	29	25	41	26	51	50	54	575
Non-relative	8	145	3	225	14	215	360	107	125	106	204	74	90	76	100	1844
No answer	9	6137	2	37	1	46	120	53	3	3	2	5	4	4	1	6418

1896. Is respondent a visitor?

[VAR: RVISITOR]

<u>RESPONSE</u>	<u>PUNCH</u>	<u>YEAR</u>														
		<u>1972-82</u>	<u>1982B</u>	<u>1983-87</u>	<u>1987B</u>	<u>1988-91</u>	<u>1993-98</u>	<u>2000</u>	<u>2002</u>	<u>2004</u>	<u>2006</u>	<u>2008</u>	<u>2010</u>	<u>2012</u>	<u>2014</u>	<u>ALL</u>
R. is member of household	1	8253	354	7526	351	5895	10323	2814	2763	2808	4499	2019	2038	1967	2534	54144
R. is visitor	2	17	0	13	2	12	10	2	2	4	11	4	6	7	4	94
Don't know	8	0	0	0	0	0	0	0	0	0	0	0	0	0	0	0
No answer	9	0	0	3	0	0	1	1	0	0	0	0	0	0	0	5
Not applicable	IAP	5356	0	0	0	0	0	0	0	0	0	0	0	0	0	5356

REMARKS: Regular household members are listed in lines 1-10 and visitors to the household are listed in lines 11-14.
This variable codes respondents who are regular members as 1 and those who are visitors as 2.

1897. Number of visitors in household.

[VAR: VISITORS]

<u>RESPONSE</u>	<u>PUNCH</u>	<u>YEAR</u>														
		<u>1972-82</u>	<u>1982B</u>	<u>1983-87</u>	<u>1987B</u>	<u>1988-91</u>	<u>1993-98</u>	<u>2000</u>	<u>2002</u>	<u>2004</u>	<u>2006</u>	<u>2008</u>	<u>2010</u>	<u>2012</u>	<u>2014</u>	<u>ALL</u>
No visitors	0	8137	351	7413	348	5848	10253	2808	2759	2798	4462	2004	2018	1955	2520	53674
1 visitor	1	89	2	98	3	42	52	5	5	14	36	15	19	16	15	411
2 visitors	2	28	1	21	2	15	21	3	1	0	10	3	7	2	1	115
3 visitors	3	7	0	7	0	2	5	1	0	0	1	1	0	0	2	26
4 visitors	4	9	0	3	0	0	3	0	0	0	1	0	0	1	0	17
Don't know	8	0	0	0	0	0	0	0	0	0	0	0	0	0	0	0
No answer	9	0	0	0	0	0	0	0	0	0	0	0	0	0	0	0
Not applicable	IAP	5356	0	0	0	0	0	0	0	0	0	0	0	0	0	5356

REMARKS: This variable counts the number of visitors in the household. It counts the number of people listed in lines 11-14 and does not adjust for presence in the household.

B. Relationship of second person to head of household?

[VAR: RELHH2]

<u>RESPONSE</u>	<u>PUNCH</u>	<u>YEAR</u>														
		<u>1972-82</u>	<u>1982B</u>	<u>1983-87</u>	<u>1987B</u>	<u>1988-91</u>	<u>1993-98</u>	<u>2000</u>	<u>2002</u>	<u>2004</u>	<u>2006</u>	<u>2008</u>	<u>2010</u>	<u>2012</u>	<u>2014</u>	<u>ALL</u>
Spouse	2	0	0	0	0	0	0	1327	1215	1527	2289	1002	909	937	1198	10404
Partner, fiance(e), boyfriend, girlfriend, etc.	3	0	0	0	0	0	0	192	161	163	301	151	192	173	218	1551
Child, not specified	4	0	0	0	0	0	0	65	93	87	171	115	148	115	153	947
Grandchild, Great-Grandchild	5	0	0	0	0	0	0	13	7	13	18	15	1	0	0	67
Son-In-Law, Daughter-In-Law	6	0	0	0	0	0	0	4	13	5	4	5	0	0	2	33
Parent	7	0	0	0	0	0	0	26	11	22	30	11	1	0	3	104
Parent-In-Law	8	0	0	0	0	0	0	1	0	0	0	1	7	7	7	23
Grandparent, Great-Grandparent	9	0	0	0	0	0	0	1	0	1	2	0	0	3	3	10
Uncle or Aunt	10	0	0	0	0	0	0	1	1	1	1	2	16	21	26	69
Niece or Nephew	11	0	0	0	0	0	0	9	1	5	10	4	0	1	0	30
Cousin	12	0	0	0	0	0	0	3	4	3	6	4	0	0	0	20
Brother, Sister (full, half, or step sibling)	13	0	0	0	0	0	0	29	36	27	40	25	37	50	53	297
Sibling-In-Law	14	0	0	0	0	0	0	1	2	2	1	0	12	10	7	35
Other Relative (Great-Aunt, Grandniece, etc.)	15	0	0	0	0	0	0	1	0	0	1	0	0	1	1	4
Roommate, Housemate	16	0	0	0	0	0	0	92	51	44	80	31	3	2	3	306
Friend	17	0	0	0	0	0	0	13	24	8	28	10	0	0	0	83
Child of Non-Relative	18	0	0	0	0	0	0	0	2	1	0	0	0	0	0	3
Other Non-Relative (employee, boarder)	19	0	0	0	0	0	0	0	19	2	5	3	0	0	0	29
Natural/Biological Child	41	0	0	0	0	0	0	284	228	186	287	110	85	85	148	1413
Adopted Child	42	0	0	0	0	0	0	2	3	4	3	2	5	2	10	31
Stepchild	43	0	0	0	0	0	0	2	4	0	3	1	19	24	17	70
Don't know	98	0	0	0	0	0	0	0	1	3	2	3	5	1	5	20
No answer	99	0	0	0	0	0	0	10	6	1	2	1	9	9	6	44
Not applicable	IAP	13626	354	7542	353	5907	10334	741	883	707	1226	527	595	533	678	44006

C. Relationship of third person to head of household?

[VAR: RELHH3]

<u>RESPONSE</u>	<u>PUNCH</u>	<u>YEAR</u>														
		<u>1972-82</u>	<u>1982B</u>	<u>1983-87</u>	<u>1987B</u>	<u>1988-91</u>	<u>1993-98</u>	<u>2000</u>	<u>2002</u>	<u>2004</u>	<u>2006</u>	<u>2008</u>	<u>2010</u>	<u>2012</u>	<u>2014</u>	<u>ALL</u>
Spouse	2	0	0	0	0	0	0	0	0	0	0	0	0	0	0	0
Partner, fiance(e), boyfriend, girlfriend, etc.	3	0	0	0	0	0	0	0	0	2	6	1	2	1	6	18
Child, not specified	4	0	0	0	0	0	0	137	193	308	546	350	371	325	434	2664
Grandchild, Great-Grandchild	5	0	0	0	0	0	0	33	39	34	44	34	4	1	6	195
Son-In-Law, Daughter-In-Law	6	0	0	0	0	0	0	10	15	11	9	1	1	0	4	51
Parent	7	0	0	0	0	0	0	20	5	18	28	10	3	12	1	97
Parent-In-Law	8	0	0	0	0	0	0	9	8	6	17	8	4	8	4	64
Grandparent, Great-Grandparent	9	0	0	0	0	0	0	4	3	1	2	1	2	2	4	19
Uncle or Aunt	10	0	0	0	0	0	0	1	2	1	2	2	9	10	13	40
Niece or Nephew	11	0	0	0	0	0	0	7	7	7	13	9	7	12	3	65
Cousin	12	0	0	0	0	0	0	1	2	3	2	4	1	3	0	16
Brother, Sister (full, half, or step sibling)	13	0	0	0	0	0	0	15	19	13	19	9	24	21	38	158
Sibling-In-Law	14	0	0	0	0	0	0	7	4	0	9	6	9	9	11	55
Other Relative (Great-Aunt, Grandniece, etc.)	15	0	0	0	0	0	0	3	3	4	5	2	8	8	8	41
Roommate, Housemate	16	0	0	0	0	0	0	27	25	15	44	16	2	2	5	136
Friend	17	0	0	0	0	0	0	7	12	4	16	5	0	0	0	44
Child of Non-Relative	18	0	0	0	0	0	0	13	14	5	7	5	0	0	0	44
Other Non-Relative (employee, boarder)	19	0	0	0	0	0	0	9	12	5	11	2	0	0	0	39
Natural/Biological Child	41	0	0	0	0	0	0	723	524	546	878	304	238	240	307	3760
Adopted Child	42	0	0	0	0	0	0	16	10	11	12	2	14	8	14	87
Stepchild	43	0	0	0	0	0	0	48	47	34	59	28	23	46	33	318
Don't know	98	0	0	0	0	0	0	1	1	3	2	1	0	2	4	14
No answer	99	0	0	0	0	0	0	58	5	1	1	2	3	5	1	76
Not applicable	IAP	13626	354	7542	353	5907	10334	1668	1815	1780	2778	1221	1319	1259	1642	51598

D. Relationship of fourth person to head of household?

[VAR: RELHH4]

<u>RESPONSE</u>	<u>PUNCH</u>	<u>YEAR</u>														
		<u>1972-82</u>	<u>1982B</u>	<u>1983-87</u>	<u>1987B</u>	<u>1988-91</u>	<u>1993-98</u>	<u>2000</u>	<u>2002</u>	<u>2004</u>	<u>2006</u>	<u>2008</u>	<u>2010</u>	<u>2012</u>	<u>2014</u>	<u>ALL</u>
Spouse	2	0	0	0	0	0	0	0	0	0	0	0	0	0	0	0
Partner, fiance(e), boyfriend, girlfriend, etc.	3	0	0	0	0	0	0	0	0	0	0	0	3	2	2	7
Child, not specified	4	0	0	0	0	0	0	80	90	173	338	213	207	208	252	1561
Grandchild, Great-Grandchild	5	0	0	0	0	0	0	35	30	31	33	34	3	1	1	168
Son-In-Law, Daughter-In-Law	6	0	0	0	0	0	0	6	7	5	3	4	0	0	0	25
Parent	7	0	0	0	0	0	0	5	0	3	7	0	1	6	2	24
Parent-In-Law	8	0	0	0	0	0	0	2	1	2	3	2	3	8	3	24
Grandparent, Great-Grandparent	9	0	0	0	0	0	0	2	1	1	1	0	0	0	1	6
Uncle or Aunt	10	0	0	0	0	0	0	1	0	0	0	0	7	6	4	18
Niece or Nephew	11	0	0	0	0	0	0	1	8	4	8	4	2	6	0	33
Cousin	12	0	0	0	0	0	0	2	0	1	2	1	1	0	1	8
Brother, Sister (full, half, or step sibling)	13	0	0	0	0	0	0	5	7	6	7	5	15	11	11	67
Sibling-In-Law	14	0	0	0	0	0	0	4	0	1	6	1	3	2	4	21
Other Relative (Great-Aunt, Grandniece, etc.)	15	0	0	0	0	0	0	2	0	3	3	0	2	4	4	18
Roommate, Housemate	16	0	0	0	0	0	0	11	8	8	16	8	4	2	2	59
Friend	17	0	0	0	0	0	0	3	6	2	7	3	0	0	0	21
Child of Non-Relative	18	0	0	0	0	0	0	5	4	2	6	4	0	0	0	21
Other Non-Relative (employee, boarder)	19	0	0	0	0	0	0	2	5	5	8	3	0	0	0	23
Natural/Biological Child	41	0	0	0	0	0	0	456	301	333	525	177	141	164	178	2275
Adopted Child	42	0	0	0	0	0	0	11	5	2	6	1	14	7	14	60
Stepchild	43	0	0	0	0	0	0	22	21	14	28	14	8	19	17	143
Don't know	98	0	0	0	0	0	0	0	1	2	1	1	0	1	1	7
No answer	99	0	0	0	0	0	0	35	4	0	0	1	3	1	1	45
Not applicable	IAP	13626	354	7542	353	5907	10334	2127	2266	2214	3502	1547	1627	1526	2040	54965

E. Relationship of fifth person to head of household?

[VAR: RELHH5]

<u>RESPONSE</u>	<u>PUNCH</u>	<u>YEAR</u>														
		<u>1972-82</u>	<u>1982B</u>	<u>1983-87</u>	<u>1987B</u>	<u>1988-91</u>	<u>1993-98</u>	<u>2000</u>	<u>2002</u>	<u>2004</u>	<u>2006</u>	<u>2008</u>	<u>2010</u>	<u>2012</u>	<u>2014</u>	<u>ALL</u>
Spouse	2	0	0	0	0	0	0	0	0	0	0	0	0	0	0	0
Partner, fiance(e), boyfriend, girlfriend, etc.	3	0	0	0	0	0	0	0	0	0	3	1	0	2	1	7
Child, not specified	4	0	0	0	0	0	0	25	37	61	131	84	80	90	103	611
Grandchild, Great-Grandchild	5	0	0	0	0	0	0	20	18	24	26	22	0	1	1	112
Son-In-Law, Daughter-In-Law	6	0	0	0	0	0	0	0	0	2	3	0	0	0	0	5
Parent	7	0	0	0	0	0	0	3	0	3	2	0	1	2	1	12
Parent-In-Law	8	0	0	0	0	0	0	0	0	1	0	0	5	1	3	10
Grandparent, Great-Grandparent	9	0	0	0	0	0	0	0	2	0	0	1	0	0	2	5
Uncle or Aunt	10	0	0	0	0	0	0	1	0	1	0	0	1	2	2	7
Niece or Nephew	11	0	0	0	0	0	0	7	3	5	5	2	2	2	1	27
Cousin	12	0	0	0	0	0	0	1	0	0	0	0	3	0	0	4
Brother, Sister (full, half, or step sibling)	13	0	0	0	0	0	0	2	3	0	6	1	5	4	4	25
Sibling-In-Law	14	0	0	0	0	0	0	2	0	1	0	1	2	0	1	7
Other Relative (Great-Aunt, Grandniece, etc.)	15	0	0	0	0	0	0	0	1	2	1	0	0	2	1	7
Roommate, Housemate	16	0	0	0	0	0	0	3	2	4	5	3	0	1	0	18
Friend	17	0	0	0	0	0	0	2	1	1	2	2	0	0	0	8
Child of Non-Relative	18	0	0	0	0	0	0	4	2	2	1	1	0	0	0	10
Other Non-Relative (employee, boarder)	19	0	0	0	0	0	0	1	3	1	4	0	0	0	0	9
Natural/Biological Child	41	0	0	0	0	0	0	158	129	127	218	69	71	82	84	938
Adopted Child	42	0	0	0	0	0	0	7	1	0	3	0	5	0	2	18
Stepchild	43	0	0	0	0	0	0	7	5	10	13	9	5	10	6	65
Don't know	98	0	0	0	0	0	0	0	0	0	1	1	0	0	1	3
No answer	99	0	0	0	0	0	0	15	2	0	0	0	3	0	0	20
Not applicable	IAP	13626	354	7542	353	5907	10334	2559	2556	2567	4086	1826	1861	1775	2325	57671

F. Relationship of sixth person to head of household?

[VAR: RELHH6]

<u>RESPONSE</u>	<u>PUNCH</u>	<u>YEAR</u>														<u>ALL</u>
		<u>1972-82</u>	<u>1982B</u>	<u>1983-87</u>	<u>1987B</u>	<u>1988-91</u>	<u>1993-98</u>	<u>2000</u>	<u>2002</u>	<u>2004</u>	<u>2006</u>	<u>2008</u>	<u>2010</u>	<u>2012</u>	<u>2014</u>	
Spouse	2	0	0	0	0	0	0	0	0	0	0	0	0	0	0	0
Partner, fiance(e), boyfriend, girlfriend, etc.	3	0	0	0	0	0	0	0	0	0	1	0	0	0	1	2
Child, not specified	4	0	0	0	0	0	0	6	9	22	48	26	30	28	32	201
Grandchild, Great-Grandchild	5	0	0	0	0	0	0	8	11	10	19	12	0	0	0	60
Son-In-Law, Daughter-In-Law	6	0	0	0	0	0	0	0	0	1	0	1	0	0	0	2
Parent	7	0	0	0	0	0	0	3	0	0	2	1	0	1	0	7
Parent-In-Law	8	0	0	0	0	0	0	0	0	0	1	0	9	4	3	17
Grandparent, Great-Grandparent	9	0	0	0	0	0	0	0	2	0	0	0	0	0	1	3
Uncle or Aunt	10	0	0	0	0	0	0	1	0	0	0	0	0	0	1	2
Niece or Nephew	11	0	0	0	0	0	0	4	2	2	4	0	0	1	0	13
Cousin	12	0	0	0	0	0	0	1	0	1	1	0	1	0	0	4
Brother, Sister (full, half, or step sibling)	13	0	0	0	0	0	0	0	1	0	0	2	2	1	3	9
Sibling-In-Law	14	0	0	0	0	0	0	1	0	1	0	3	1	0	0	6
Other Relative (Great-Aunt, Grandniece, etc.)	15	0	0	0	0	0	0	0	0	3	0	1	1	1	0	6
Roommate, Housemate	16	0	0	0	0	0	0	1	0	4	1	2	1	1	0	10
Friend	17	0	0	0	0	0	0	0	1	0	1	1	0	0	0	3
Child of Non-Relative	18	0	0	0	0	0	0	1	1	1	3	1	0	0	0	7
Other Non-Relative (employee, boarder)	19	0	0	0	0	0	0	0	1	0	0	0	0	0	0	1
Natural/Biological Child	41	0	0	0	0	0	0	53	34	37	65	21	45	34	32	321
Adopted Child	42	0	0	0	0	0	0	3	0	1	3	0	0	1	0	8
Stepchild	43	0	0	0	0	0	0	6	2	5	3	2	2	4	2	26
Don't know	98	0	0	0	0	0	0	1	0	0	0	0	0	0	0	1
No answer	99	0	0	0	0	0	0	7	0	0	0	0	2	0	0	9
Not applicable	IAP	13626	354	7542	353	5907	10334	2721	2701	2724	4358	1950	1950	1898	2463	58881

G. Relationship of seventh person to head of household?

[VAR: RELHH7]

<u>RESPONSE</u>	<u>PUNCH</u>	<u>YEAR</u>														<u>ALL</u>
		<u>1972-82</u>	<u>1982B</u>	<u>1983-87</u>	<u>1987B</u>	<u>1988-91</u>	<u>1993-98</u>	<u>2000</u>	<u>2002</u>	<u>2004</u>	<u>2006</u>	<u>2008</u>	<u>2010</u>	<u>2012</u>	<u>2014</u>	
Spouse	2	0	0	0	0	0	0	0	0	0	0	0	0	0	0	0
Partner, fiance(e), boyfriend, girlfriend, etc.	3	0	0	0	0	0	0	0	0	0	0	0	0	0	0	0
Child, not specified	4	0	0	0	0	0	0	2	2	7	15	7	12	7	10	62
Grandchild, Great-Grandchild	5	0	0	0	0	0	0	2	7	3	7	6	0	0	0	25
Son-In-Law, Daughter-In-Law	6	0	0	0	0	0	0	0	0	0	0	0	0	0	0	0
Parent	7	0	0	0	0	0	0	1	0	0	0	0	0	0	0	1
Parent-In-Law	8	0	0	0	0	0	0	0	0	2	1	0	5	2	1	11
Grandparent, Great-Grandparent	9	0	0	0	0	0	0	0	0	0	0	0	0	0	1	1
Uncle or Aunt	10	0	0	0	0	0	0	0	0	0	0	0	0	0	0	0
Niece or Nephew	11	0	0	0	0	0	0	1	1	1	1	0	0	0	0	4
Cousin	12	0	0	0	0	0	0	1	0	0	0	0	1	0	0	2
Brother, Sister (full, half, or step sibling)	13	0	0	0	0	0	0	0	0	0	1	0	0	0	0	1
Sibling-In-Law	14	0	0	0	0	0	0	2	0	0	0	0	0	0	0	2
Other Relative (Great-Aunt, Grandniece, etc.)	15	0	0	0	0	0	0	0	0	1	0	0	1	0	0	2
Roommate, Housemate	16	0	0	0	0	0	0	0	0	3	1	0	0	1	0	5
Friend	17	0	0	0	0	0	0	0	1	0	1	1	0	0	0	3
Child of Non-Relative	18	0	0	0	0	0	0	0	1	0	1	0	0	0	0	2
Other Non-Relative (employee, boarder)	19	0	0	0	0	0	0	0	0	0	0	0	0	0	0	0
Natural/Biological Child	41	0	0	0	0	0	0	16	12	8	22	7	20	11	9	105
Adopted Child	42	0	0	0	0	0	0	2	0	0	1	0	0	0	1	4
Stepchild	43	0	0	0	0	0	0	2	0	1	2	0	0	2	1	8
Don't know	98	0	0	0	0	0	0	0	0	0	0	0	0	0	0	0
No answer	99	0	0	0	0	0	0	2	0	0	0	0	2	0	0	4
Not applicable	IAP	13626	354	7542	353	5907	10334	2786	2741	2786	4457	2002	2003	1951	2515	59357

H. Relationship of eighth person to head of household?

[VAR: RELHH8]

<u>RESPONSE</u>	<u>PUNCH</u>	<u>YEAR</u>														
		<u>1972-82</u>	<u>1982B</u>	<u>1983-87</u>	<u>1987B</u>	<u>1988-91</u>	<u>1993-98</u>	<u>2000</u>	<u>2002</u>	<u>2004</u>	<u>2006</u>	<u>2008</u>	<u>2010</u>	<u>2012</u>	<u>2014</u>	<u>ALL</u>
Spouse	2	0	0	0	0	0	0	0	0	0	0	0	0	0	0	0
Partner, fiance(e), boyfriend, girlfriend, etc.	3	0	0	0	0	0	0	0	0	0	0	0	0	0	0	0
Child, not specified	4	0	0	0	0	0	0	2	0	2	6	1	6	2	4	23
Grandchild, Great-Grandchild	5	0	0	0	0	0	0	2	1	1	1	3	0	0	0	8
Son-In-Law, Daughter-In-Law	6	0	0	0	0	0	0	1	0	0	0	0	0	0	0	1
Parent	7	0	0	0	0	0	0	0	0	0	1	0	0	0	0	1
Parent-In-Law	8	0	0	0	0	0	0	0	0	0	0	0	1	1	0	2
Grandparent, Great-Grandparent	9	0	0	0	0	0	0	0	0	0	0	0	0	0	0	0
Uncle or Aunt	10	0	0	0	0	0	0	0	0	0	0	0	0	0	0	0
Niece or Nephew	11	0	0	0	0	0	0	3	1	1	0	1	0	0	0	6
Cousin	12	0	0	0	0	0	0	1	0	0	1	0	0	0	0	2
Brother, Sister (full, half, or step sibling)	13	0	0	0	0	0	0	0	0	0	0	0	0	0	0	0
Sibling-In-Law	14	0	0	0	0	0	0	0	0	0	0	0	0	0	0	0
Other Relative (Great-Aunt, Grandniece, etc.)	15	0	0	0	0	0	0	0	0	0	0	0	1	0	0	1
Roommate, Housemate	16	0	0	0	0	0	0	0	0	1	0	0	0	0	0	1
Friend	17	0	0	0	0	0	0	0	1	0	0	0	0	0	0	1
Child of Non-Relative	18	0	0	0	0	0	0	0	0	0	0	0	0	0	0	0
Other Non-Relative (employee, boarder)	19	0	0	0	0	0	0	0	0	0	0	0	0	0	0	0
Natural/Biological Child	41	0	0	0	0	0	0	5	4	4	5	3	8	4	3	36
Adopted Child	42	0	0	0	0	0	0	1	0	0	1	0	0	0	0	2
Stepchild	43	0	0	0	0	0	0	0	1	0	0	0	0	0	0	1
Don't know	98	0	0	0	0	0	0	0	0	0	0	0	0	0	0	0
No answer	99	0	0	0	0	0	0	0	0	0	0	0	2	0	0	2
Not applicable	IAP	13626	354	7542	353	5907	10334	2802	2757	2803	4495	2015	2026	1967	2531	59512

I. Relationship of ninth person to head of household?

[VAR: RELHH9]

<u>RESPONSE</u>	<u>PUNCH</u>	<u>YEAR</u>														
		<u>1972-82</u>	<u>1982B</u>	<u>1983-87</u>	<u>1987B</u>	<u>1988-91</u>	<u>1993-98</u>	<u>2000</u>	<u>2002</u>	<u>2004</u>	<u>2006</u>	<u>2008</u>	<u>2010</u>	<u>2012</u>	<u>2014</u>	<u>ALL</u>
Spouse	2	0	0	0	0	0	0	0	0	0	0	0	0	1	0	1
Partner, fiance(e), boyfriend, girlfriend, etc.	3	0	0	0	0	0	0	0	0	0	0	0	0	0	0	0
Child, not specified	4	0	0	0	0	0	0	1	0	0	1	1	3	0	4	10
Grandchild, Great-Grandchild	5	0	0	0	0	0	0	2	0	1	3	1	0	0	0	7
Son-In-Law, Daughter-In-Law	6	0	0	0	0	0	0	1	0	0	0	0	0	0	0	1
Parent	7	0	0	0	0	0	0	0	0	0	0	0	0	0	0	0
Parent-In-Law	8	0	0	0	0	0	0	0	0	0	0	0	2	0	1	3
Grandparent, Great-Grandparent	9	0	0	0	0	0	0	0	0	0	0	0	0	0	0	0
Uncle or Aunt	10	0	0	0	0	0	0	0	0	0	0	0	0	0	0	0
Niece or Nephew	11	0	0	0	0	0	0	2	0	0	0	0	0	0	0	2
Cousin	12	0	0	0	0	0	0	1	1	0	0	0	0	0	0	2
Brother, Sister (full, half, or step sibling)	13	0	0	0	0	0	0	0	0	0	0	0	0	0	1	1
Sibling-In-Law	14	0	0	0	0	0	0	0	0	0	0	0	0	0	0	0
Other Relative (Great-Aunt, Grandniece, etc.)	15	0	0	0	0	0	0	0	0	0	0	0	1	0	0	1
Roommate, Housemate	16	0	0	0	0	0	0	0	0	0	0	0	0	0	0	0
Friend	17	0	0	0	0	0	0	0	1	0	0	0	0	0	0	1
Child of Non-Relative	18	0	0	0	0	0	0	0	0	0	0	0	0	0	0	0
Other Non-Relative (employee, boarder)	19	0	0	0	0	0	0	0	0	0	0	0	0	0	0	0
Natural/Biological Child	41	0	0	0	0	0	0	3	2	3	1	0	1	0	1	11
Adopted Child	42	0	0	0	0	0	0	1	0	0	0	0	2	0	0	3
Stepchild	43	0	0	0	0	0	0	1	0	0	0	0	0	0	0	1
Don't know	98	0	0	0	0	0	0	0	0	0	0	0	0	0	0	0
No answer	99	0	0	0	0	0	0	1	0	0	0	0	2	0	0	3
Not applicable	IAP	13626	354	7542	353	5907	10334	2804	2761	2808	4505	2021	2033	1973	2531	59552

J. Relationship of tenth person to head of household?

[VAR: RELHH10]

<u>RESPONSE</u>	<u>PUNCH</u>	<u>YEAR</u>														
		<u>1972-82</u>	<u>1982B</u>	<u>1983-87</u>	<u>1987B</u>	<u>1988-91</u>	<u>1993-98</u>	<u>2000</u>	<u>2002</u>	<u>2004</u>	<u>2006</u>	<u>2008</u>	<u>2010</u>	<u>2012</u>	<u>2014</u>	<u>ALL</u>
Spouse	2	0	0	0	0	0	0	0	0	0	0	0	0	0	0	0
Partner, fiance(e), boyfriend, girlfriend, etc.	3	0	0	0	0	0	0	0	0	0	0	0	0	0	0	0
Child, not specified	4	0	0	0	0	0	0	1	0	0	1	1	1	1	2	7
Grandchild, Great-Grandchild	5	0	0	0	0	0	0	2	0	1	2	0	0	0	0	5
Son-In-Law, Daughter-In-Law	6	0	0	0	0	0	0	0	0	0	0	0	0	0	0	0
Parent	7	0	0	0	0	0	0	0	0	0	0	0	0	0	0	0
Parent-In-Law	8	0	0	0	0	0	0	0	0	0	0	0	1	0	0	1
Grandparent, Great-Grandparent	9	0	0	0	0	0	0	0	0	0	0	0	0	0	0	0
Uncle or Aunt	10	0	0	0	0	0	0	0	0	0	0	0	0	0	0	0
Niece or Nephew	11	0	0	0	0	0	0	0	0	0	0	0	0	0	0	0
Cousin	12	0	0	0	0	0	0	0	0	0	0	0	0	0	0	0
Brother, Sister (full, half, or step sibling)	13	0	0	0	0	0	0	0	0	0	0	0	0	0	1	1
Sibling-In-Law	14	0	0	0	0	0	0	1	0	0	0	0	0	0	0	1
Other Relative (Great-Aunt, Grandniece, etc.)	15	0	0	0	0	0	0	0	0	0	0	0	1	0	0	1
Roommate, Housemate	16	0	0	0	0	0	0	0	0	0	0	0	0	0	0	0
Friend	17	0	0	0	0	0	0	0	0	0	0	0	0	0	0	0
Child of Non-Relative	18	0	0	0	0	0	0	0	0	0	0	0	0	0	0	0
Other Non-Relative (employee, boarder)	19	0	0	0	0	0	0	0	0	0	0	0	0	0	0	0
Natural/Biological Child	41	0	0	0	0	0	0	1	2	2	0	0	3	0	1	9
Adopted Child	42	0	0	0	0	0	0	0	0	0	0	0	0	0	0	0
Stepchild	43	0	0	0	0	0	0	0	0	0	0	0	0	0	0	0
Don't know	98	0	0	0	0	0	0	0	0	0	0	0	0	0	0	0
No answer	99	0	0	0	0	0	0	0	0	0	0	0	2	0	0	2
Not applicable	IAP	13626	354	7542	353	5907	10334	2812	2763	2809	4507	2022	2036	1973	2534	59572

K. Relationship of eleventh person to head of household?

[VAR: RELHH11]

<u>RESPONSE</u>	<u>PUNCH</u>	<u>YEAR</u>														
		<u>1972-82</u>	<u>1982B</u>	<u>1983-87</u>	<u>1987B</u>	<u>1988-91</u>	<u>1993-98</u>	<u>2000</u>	<u>2002</u>	<u>2004</u>	<u>2006</u>	<u>2008</u>	<u>2010</u>	<u>2012</u>	<u>2014</u>	<u>ALL</u>
Spouse	2	0	0	0	0	0	0	0	0	0	0	0	0	0	0	0
Partner, fiance(e), boyfriend, girlfriend, etc.	3	0	0	0	0	0	0	0	0	2	3	0	1	1	0	7
Child, not specified	4	0	0	0	0	0	0	0	0	1	4	2	6	1	2	16
Grandchild, Great-Grandchild	5	0	0	0	0	0	0	1	0	1	1	2	2	1	1	9
Son-In-Law, Daughter-In-Law	6	0	0	0	0	0	0	0	1	0	1	0	0	0	0	2
Parent	7	0	0	0	0	0	0	1	1	1	5	0	0	1	0	9
Parent-In-Law	8	0	0	0	0	0	0	1	1	1	2	3	1	1	1	11
Grandparent, Great-Grandparent	9	0	0	0	0	0	0	0	0	0	0	0	0	2	0	2
Uncle or Aunt	10	0	0	0	0	0	0	0	0	1	1	0	3	2	3	10
Niece or Nephew	11	0	0	0	0	0	0	1	0	0	4	1	0	0	1	7
Cousin	12	0	0	0	0	0	0	0	0	0	2	0	0	0	0	2
Brother, Sister (full, half, or step sibling)	13	0	0	0	0	0	0	0	2	1	0	3	0	1	1	8
Sibling-In-Law	14	0	0	0	0	0	0	1	0	0	3	1	6	4	4	19
Other Relative (Great-Aunt, Grandniece, etc.)	15	0	0	0	0	0	0	0	0	0	1	1	1	0	0	3
Roommate, Housemate	16	0	0	0	0	0	0	0	0	1	1	2	2	1	3	10
Friend	17	0	0	0	0	0	0	1	0	1	10	2	0	0	0	14
Child of Non-Relative	18	0	0	0	0	0	0	0	0	0	0	0	0	0	0	0
Other Non-Relative (employee, boarder)	19	0	0	0	0	0	0	0	0	2	1	1	0	0	0	4
Natural/Biological Child	41	0	0	0	0	0	0	3	1	3	7	1	3	1	1	20
Adopted Child	42	0	0	0	0	0	0	0	0	0	0	0	0	0	0	0
Stepchild	43	0	0	0	0	0	0	0	0	0	2	0	1	3	1	7
Don't know	98	0	0	0	0	0	0	0	0	0	0	0	0	0	0	0
No answer	99	0	0	0	0	0	0	0	0	0	0	0	2	0	0	2
Not applicable	IAP	13626	354	7542	353	5907	10334	2808	2759	2797	4462	<u>2004</u>	2016	1955	2520	59437

L. Relationship of twelfth person to head of household?

[VAR: RELHH12]

<u>RESPONSE</u>	<u>PUNCH</u>	<u>YEAR</u>														
		<u>1972-82</u>	<u>1982B</u>	<u>1983-87</u>	<u>1987B</u>	<u>1988-91</u>	<u>1993-98</u>	<u>2000</u>	<u>2002</u>	<u>2004</u>	<u>2006</u>	<u>2008</u>	<u>2010</u>	<u>2012</u>	<u>2014</u>	<u>ALL</u>
Spouse	2	0	0	0	0	0	0	0	0	0	0	0	0	0	0	0
Partner, fiance(e), boyfriend, girlfriend, etc.	3	0	0	0	0	0	0	0	0	0	0	0	0	0	0	0
Child, not specified	4	0	0	0	0	0	0	1	0	0	0	0	1	0	1	3
Grandchild, Great-Grandchild	5	0	0	0	0	0	0	1	0	0	1	0	2	1	0	5
Son-In-Law, Daughter-In-Law	6	0	0	0	0	0	0	1	0	0	1	0	0	0	0	2
Parent	7	0	0	0	0	0	0	0	0	0	3	0	0	0	0	3
Parent-In-Law	8	0	0	0	0	0	0	0	0	0	0	0	0	0	0	0
Grandparent, Great-Grandparent	9	0	0	0	0	0	0	0	0	0	0	0	0	0	0	0
Uncle or Aunt	10	0	0	0	0	0	0	0	0	0	0	0	0	0	0	0
Niece or Nephew	11	0	0	0	0	0	0	0	1	0	1	1	0	0	0	3
Cousin	12	0	0	0	0	0	0	0	0	0	0	0	0	0	0	0
Brother, Sister (full, half, or step sibling)	13	0	0	0	0	0	0	0	0	0	0	0	1	0	0	1
Sibling-In-Law	14	0	0	0	0	0	0	0	0	0	1	1	1	1	0	4
Other Relative (Great-Aunt, Grandniece, etc.)	15	0	0	0	0	0	0	0	0	0	1	0	0	0	1	2
Roommate, Housemate	16	0	0	0	0	0	0	0	0	0	0	1	0	0	0	1
Friend	17	0	0	0	0	0	0	0	0	0	2	0	0	0	0	2
Child of Non-Relative	18	0	0	0	0	0	0	0	0	0	0	1	0	0	0	1
Other Non-Relative (employee, boarder)	19	0	0	0	0	0	0	0	0	0	0	0	0	0	0	0
Natural/Biological Child	41	0	0	0	0	0	0	1	0	0	2	0	1	1	1	6
Adopted Child	42	0	0	0	0	0	0	0	0	0	0	0	0	0	0	0
Stepchild	43	0	0	0	0	0	0	0	0	0	0	0	1	0	0	1
Don't know	98	0	0	0	0	0	0	0	0	0	0	0	0	0	0	0
No answer	99	0	0	0	0	0	0	0	0	0	0	0	2	0	0	2
Not applicable	IAP	13626	354	7542	353	5907	10334	2813	2764	2812	4498	2019	2035	1971	2535	59563

M. Relationship of thirteenth person to head of household?

[VAR: RELHH13]

<u>RESPONSE</u>	<u>PUNCH</u>	<u>YEAR</u>														
		<u>1972-82</u>	<u>1982B</u>	<u>1983-87</u>	<u>1987B</u>	<u>1988-91</u>	<u>1993-98</u>	<u>2000</u>	<u>2002</u>	<u>2004</u>	<u>2006</u>	<u>2008</u>	<u>2010</u>	<u>2012</u>	<u>2014</u>	<u>ALL</u>
Spouse	2	0	0	0	0	0	0	0	0	0	0	0	0	0	0	0
Partner, fiance(e), boyfriend, girlfriend, etc.	3	0	0	0	0	0	0	0	0	0	0	0	0	0	0	0
Child, not specified	4	0	0	0	0	0	0	0	0	0	0	0	0	0	1	1
Grandchild, Great-Grandchild	5	0	0	0	0	0	0	0	0	0	1	0	0	0	0	1
Son-In-Law, Daughter-In-Law	6	0	0	0	0	0	0	0	0	0	0	0	0	0	0	0
Parent	7	0	0	0	0	0	0	0	0	0	0	0	0	0	0	0
Parent-In-Law	8	0	0	0	0	0	0	0	0	0	0	0	0	0	0	0
Grandparent, Great-Grandparent	9	0	0	0	0	0	0	0	0	0	0	0	0	0	0	0
Uncle or Aunt	10	0	0	0	0	0	0	0	0	0	0	0	0	0	0	0
Niece or Nephew	11	0	0	0	0	0	0	0	0	0	1	1	0	0	0	2
Cousin	12	0	0	0	0	0	0	0	0	0	0	0	0	0	0	0
Brother, Sister (full, half, or step sibling)	13	0	0	0	0	0	0	0	0	0	0	0	0	0	0	0
Sibling-In-Law	14	0	0	0	0	0	0	0	0	0	0	0	0	0	0	0
Other Relative (Great-Aunt, Grandniece, etc.)	15	0	0	0	0	0	0	0	0	0	0	0	0	0	1	1
Roommate, Housemate	16	0	0	0	0	0	0	0	0	0	0	0	0	0	0	0
Friend	17	0	0	0	0	0	0	0	0	0	0	0	0	0	0	0
Child of Non-Relative	18	0	0	0	0	0	0	0	0	0	0	0	0	0	0	0
Other Non-Relative (employee, boarder)	19	0	0	0	0	0	0	0	0	0	0	0	0	0	0	0
Natural/Biological Child	41	0	0	0	0	0	0	1	0	0	0	0	0	1	0	2
Adopted Child	42	0	0	0	0	0	0	0	0	0	0	0	0	0	0	0
Stepchild	43	0	0	0	0	0	0	0	0	0	0	0	0	0	0	0
Don't know	98	0	0	0	0	0	0	0	0	0	0	0	0	0	0	0
No answer	99	0	0	0	0	0	0	0	0	0	0	0	2	0	0	2
Not applicable	IAP	13626	354	7542	353	5907	10334	2816	2765	2812	4508	2022	2042	1973	2536	59590

N. Relationship of fourteenth person to head of household?

[VAR: RELHH14]

RESPONSE	PUNCH	YEAR														
		1972-82	1982B	1983-87	1987B	1988-91	1993-98	2000	2002	2004	2006	2008	2010	2012	2014	ALL
Spouse	2	0	0	0	0	0	0	0	0	0	0	0	0	0	0	0
Partner, fiance(e), boyfriend, girlfriend, etc.	3	0	0	0	0	0	0	0	0	0	0	0	0	0	0	0
Child, not specified	4	0	0	0	0	0	0	0	0	0	0	0	0	0	0	0
Grandchild, Great-Grandchild	5	0	0	0	0	0	0	0	0	0	0	0	0	0	0	0
Son-In-Law, Daughter-In-Law	6	0	0	0	0	0	0	0	0	0	0	0	0	0	0	0
Parent	7	0	0	0	0	0	0	0	0	0	0	0	0	0	0	0
Parent-In-Law	8	0	0	0	0	0	0	0	0	0	0	0	0	0	0	0
Grandparent, Great-Grandparent	9	0	0	0	0	0	0	0	0	0	0	0	0	0	0	0
Uncle or Aunt	10	0	0	0	0	0	0	0	0	0	0	0	0	0	0	0
Niece or Nephew	11	0	0	0	0	0	0	0	0	0	1	0	0	0	0	1
Cousin	12	0	0	0	0	0	0	0	0	0	0	0	0	0	0	0
Brother, Sister (full, half, or step sibling)	13	0	0	0	0	0	0	0	0	0	0	0	0	0	0	0
Sibling-In-Law	14	0	0	0	0	0	0	0	0	0	0	0	0	0	0	0
Other Relative (Great-Aunt, Grandniece, etc.)	15	0	0	0	0	0	0	0	0	0	0	0	0	0	0	0
Roommate, Housemate	16	0	0	0	0	0	0	0	0	0	0	0	0	0	0	0
Friend	17	0	0	0	0	0	0	0	0	0	0	0	0	0	0	0
Child of Non-Relative	18	0	0	0	0	0	0	0	0	0	0	0	0	0	0	0
Other Non-Relative (employee, boarder	19	0	0	0	0	0	0	0	0	0	0	0	0	0	0	0
Natural/Biological Child	41	0	0	0	0	0	0	0	0	0	0	0	0	1	0	1
Adopted Child	42	0	0	0	0	0	0	0	0	0	0	0	0	0	0	0
Stepchild	43	0	0	0	0	0	0	0	0	0	0	0	0	0	0	0
Don't know	98	0	0	0	0	0	0	0	0	0	0	0	0	0	0	0
No answer	99	0	0	0	0	0	0	0	0	0	0	0	3	0	0	3
Not applicable	IAP	13626	354	7542	353	5907	10334	2817	2765	2812	4509	2023	2041	1973	2538	59594

REMARKS:

Over the years, the variables of household composition have changed twice. The RELATE1-14 series has been asked over all the years of the survey. In 1993, extra categories were added and, because of this, the variable names were changed to RELHHD1-14. In 2000, two additional changes were made. First, the definition of head of household was changed from "head of household" to "the person or one of the persons who own or rents this home." Second, additional categories were added about children. Because of this, a new household composition series, RELHH1-14, was created. RELHH variables can be collapsed into the RELHHD format, and the RELHHD variables can be collapsed into the RELATE series.

1899. What is (NAME)'s relationship to spouse?

A. Relationship of first person to spouse?

[VAR: RELSP1]

<u>RESPONSE</u>	<u>PUNCH</u>	<u>YEAR</u>														
		<u>1972-82</u>	<u>1982B</u>	<u>1983-87</u>	<u>1987B</u>	<u>1988-91</u>	<u>1993-98</u>	<u>2000</u>	<u>2002</u>	<u>2004</u>	<u>2006</u>	<u>2008</u>	<u>2010</u>	<u>2012</u>	<u>2014</u>	<u>ALL</u>
Spouse	2	0	0	0	0	0	0	1327	1216	1524	2300	1005	913	945	1204	10434
Partner, fiance(e), boyfriend, girlfriend, etc.	3	0	0	0	0	0	0	192	162	161	286	145	178	163	208	1495
Child, not specified	4	0	0	0	0	0	0	0	0	0	0	0	0	0	0	0
Grandchild, Great-Grandchild	5	0	0	0	0	0	0	0	0	0	0	0	0	0	0	0
Son-In-Law, Daughter-In-Law	6	0	0	0	0	0	0	0	0	0	0	0	0	0	0	0
Parent	7	0	0	0	0	0	0	0	0	0	0	0	0	0	0	0
Parent-In-Law	8	0	0	0	0	0	0	0	0	0	0	0	0	0	0	0
Grandparent, Great-Grandparent	9	0	0	0	0	0	0	0	0	0	0	0	0	0	0	0
Uncle or Aunt	10	0	0	0	0	0	0	0	0	0	0	0	0	0	0	0
Niece or Nephew	11	0	0	0	0	0	0	0	0	0	0	0	0	0	0	0
Cousin	12	0	0	0	0	0	0	0	0	0	0	0	0	0	0	0
Brother, Sister (full, half, or step sibling)	13	0	0	0	0	0	0	0	0	0	0	0	0	0	0	0
Sibling-In-Law	14	0	0	0	0	0	0	0	0	0	0	0	0	0	0	0
Other Relative (Great-Aunt, Grandniece, etc.)	15	0	0	0	0	0	0	0	0	0	0	0	0	0	0	0
Roommate, Housemate	16	0	0	0	0	0	0	0	0	0	0	0	0	0	0	0
Friend	17	0	0	0	0	0	0	0	0	0	0	0	0	0	0	0
Child of Non-Relative	18	0	0	0	0	0	0	0	0	0	0	0	0	0	0	0
Other Non-Relative (employee, boarder)	19	0	0	0	0	0	0	0	0	0	0	0	0	0	0	0
Natural/Biological Child	41	0	0	0	0	0	0	0	0	0	0	0	0	0	0	0
Adopted Child	42	0	0	0	0	0	0	0	0	0	0	0	0	0	0	0
Stepchild	43	0	0	0	0	0	0	0	0	0	0	0	0	0	0	0
Don't know	98	0	0	0	0	0	0	0	0	3	0	3	6	1	5	18
No answer	99	0	0	0	0	0	0	10	0	0	0	2	4	1	0	17
Not applicable	IAP	13626	354	7542	353	5907	10334	1288	1387	1124	1924	868	943	864	1121	47635

B. Relationship of second person to spouse?

[VAR: RELSP2]

<u>RESPONSE</u>	<u>PUNCH</u>	<u>YEAR</u>														
		<u>1972-82</u>	<u>1982B</u>	<u>1983-87</u>	<u>1987B</u>	<u>1988-91</u>	<u>1993-98</u>	<u>2000</u>	<u>2002</u>	<u>2004</u>	<u>2006</u>	<u>2008</u>	<u>2010</u>	<u>2012</u>	<u>2014</u>	<u>ALL</u>
Spouse/Partner of Head of Household (SEE REMARKS)	1	0	0	0	0	0	0	1519	1378	1686	2586	1152	1094	1110	1417	11942
Spouse	2	0	0	0	0	0	0	0	0	0	0	0	0	0	0	0
Partner, fiance(e), boyfriend, girlfriend, etc.	3	0	0	0	0	0	0	0	0	0	0	0	0	0	0	0
Child, not specified	4	0	0	0	0	0	0	0	0	0	0	0	0	0	0	0
Grandchild, Great-Grandchild	5	0	0	0	0	0	0	0	0	0	0	0	0	0	0	0
Son-In-Law, Daughter-In-Law	6	0	0	0	0	0	0	0	0	0	0	0	0	0	0	0
Parent	7	0	0	0	0	0	0	0	0	0	0	0	0	0	0	0
Parent-In-Law	8	0	0	0	0	0	0	0	0	0	0	0	0	0	0	0
Grandparent, Great-Grandparent	9	0	0	0	0	0	0	0	0	0	0	0	0	0	0	0
Uncle or Aunt	10	0	0	0	0	0	0	0	0	0	0	0	0	0	0	0
Niece or Nephew	11	0	0	0	0	0	0	0	0	0	0	0	0	0	0	0
Cousin	12	0	0	0	0	0	0	0	0	0	0	0	0	0	0	0
Brother, Sister (full, half, or step sibling)	13	0	0	0	0	0	0	0	0	0	0	0	0	0	0	0
Sibling-In-Law	14	0	0	0	0	0	0	0	0	0	0	0	0	0	0	0
Other Relative (Great-Aunt, Grandniece, etc.)	15	0	0	0	0	0	0	0	0	0	0	0	0	0	0	0
Roommate, Housemate	16	0	0	0	0	0	0	0	0	0	0	0	0	0	0	0
Friend	17	0	0	0	0	0	0	0	0	0	0	0	0	0	0	0
Child of Non-Relative	18	0	0	0	0	0	0	0	0	0	0	0	0	0	0	0
Other Non-Relative (employee, boarder)	19	0	0	0	0	0	0	0	0	0	0	0	0	0	0	0
Natural/Biological Child	41	0	0	0	0	0	0	0	0	0	0	0	0	0	0	0
Adopted Child	42	0	0	0	0	0	0	0	0	0	0	0	0	0	0	0
Stepchild	43	0	0	0	0	0	0	0	0	0	0	0	0	0	0	0
Don't know	98	0	0	0	0	0	0	0	0	0	0	0	0	0	0	0
No answer	99	0	0	0	0	0	0	0	0	0	0	1	2	0	0	3
Not applicable	IAP	13626	354	7542	353	5907	10334	1298	1387	1126	1924	870	948	864	1121	47654

C. Relationship of third person to spouse?

[VAR: RELSP3]

<u>RESPONSE</u>	<u>PUNCH</u>	<u>YEAR</u>														
		<u>1972-82</u>	<u>1982B</u>	<u>1983-87</u>	<u>1987B</u>	<u>1988-91</u>	<u>1993-98</u>	<u>2000</u>	<u>2002</u>	<u>2004</u>	<u>2006</u>	<u>2008</u>	<u>2010</u>	<u>2012</u>	<u>2014</u>	<u>ALL</u>
Spouse	2	0	0	0	0	0	0	0	0	0	0	0	0	0	0	0
Partner, fiance(e), boyfriend, girlfriend, etc.	3	0	0	0	0	0	0	0	0	0	0	0	0	0	0	0
Child, not specified	4	0	0	0	0	0	0	97	147	270	426	265	270	262	350	2087
Grandchild, Great-Grandchild	5	0	0	0	0	0	0	14	11	13	20	12	2	8	10	90
Son-In-Law, Daughter-In-Law	6	0	0	0	0	0	0	4	5	6	3	0	0	0	2	20
Parent	7	0	0	0	0	0	0	16	14	8	23	8	0	2	1	72
Parent-In-Law	8	0	0	0	0	0	0	9	1	7	16	5	2	4	4	48
Grandparent, Great-Grandparent	9	0	0	0	0	0	0	0	1	1	0	0	2	0	1	5
Uncle or Aunt	10	0	0	0	0	0	0	0	1	2	3	1	9	11	4	31
Niece or Nephew	11	0	0	0	0	0	0	2	3	2	4	4	4	3	5	27
Cousin	12	0	0	0	0	0	0	0	1	0	2	1	1	2	0	7
Brother, Sister (full, half, or step sibling)	13	0	0	0	0	0	0	5	8	2	10	8	11	9	14	67
Sibling-In-Law	14	0	0	0	0	0	0	3	7	4	8	2	5	4	5	38
Other Relative (Great-Aunt, Grandniece, etc.)	15	0	0	0	0	0	0	2	3	1	2	0	9	7	7	31
Roommate, Housemate	16	0	0	0	0	0	0	3	3	4	11	8	4	4	4	41
Friend	17	0	0	0	0	0	0	4	5	4	12	4	0	0	0	29
Child of Non-Relative	18	0	0	0	0	0	0	8	8	7	10	10	0	0	0	43
Other Non-Relative (employee, boarder)	19	0	0	0	0	0	0	6	8	8	22	4	0	0	0	48
Natural/Biological Child	41	0	0	0	0	0	0	556	423	463	743	261	182	206	233	3067
Adopted Child	42	0	0	0	0	0	0	16	6	9	11	3	9	4	7	65
Stepchild	43	0	0	0	0	0	0	33	27	23	58	25	22	25	31	244
Don't know	98	0	0	0	0	0	0	0	0	2	1	1	2	3	4	13
No answer	99	0	0	0	0	0	0	104	7	0	0	1	2	2	2	118
Not applicable	IAP	13626	354	7542	353	5907	10334	1935	2076	1976	3125	1400	1508	1418	1854	53408

D. Relationship of fourth person to spouse?

[VAR: RELSP4]

<u>RESPONSE</u>	<u>PUNCH</u>	<u>YEAR</u>														
		<u>1972-82</u>	<u>1982B</u>	<u>1983-87</u>	<u>1987B</u>	<u>1988-91</u>	<u>1993-98</u>	<u>2000</u>	<u>2002</u>	<u>2004</u>	<u>2006</u>	<u>2008</u>	<u>2010</u>	<u>2012</u>	<u>2014</u>	<u>ALL</u>
Spouse	2	0	0	0	0	0	0	0	0	0	0	0	0	0	0	0
Partner, fiance(e), boyfriend, girlfriend, etc.	3	0	0	0	0	0	0	0	0	0	0	0	0	0	0	0
Child, not specified	4	0	0	0	0	0	0	56	76	150	297	180	167	178	216	1320
Grandchild, Great-Grandchild	5	0	0	0	0	0	0	18	12	13	18	15	1	3	3	83
Son-In-Law, Daughter-In-Law	6	0	0	0	0	0	0	6	5	4	3	4	0	0	0	22
Parent	7	0	0	0	0	0	0	6	2	2	4	2	1	0	2	19
Parent-In-Law	8	0	0	0	0	0	0	2	1	1	4	0	4	3	2	17
Grandparent, Great-Grandparent	9	0	0	0	0	0	0	0	0	1	0	0	0	0	0	1
Uncle or Aunt	10	0	0	0	0	0	0	0	1	0	1	0	3	5	0	10
Niece or Nephew	11	0	0	0	0	0	0	2	1	3	1	1	2	1	1	12
Cousin	12	0	0	0	0	0	0	1	0	0	2	0	1	0	1	5
Brother, Sister (full, half, or step sibling)	13	0	0	0	0	0	0	3	4	2	5	0	5	8	3	30
Sibling-In-Law	14	0	0	0	0	0	0	3	1	3	7	4	2	2	4	26
Other Relative (Great-Aunt, Grandniece, etc.)	15	0	0	0	0	0	0	1	1	0	1	0	3	5	5	16
Roommate, Housemate	16	0	0	0	0	0	0	1	2	4	6	2	5	6	2	28
Friend	17	0	0	0	0	0	0	3	1	2	6	2	0	0	0	14
Child of Non-Relative	18	0	0	0	0	0	0	7	4	7	6	8	0	0	0	32
Other Non-Relative (employee, boarder)	19	0	0	0	0	0	0	4	3	5	13	3	0	0	0	28
Natural/Biological Child	41	0	0	0	0	0	0	373	259	290	479	155	113	138	150	1957
Adopted Child	42	0	0	0	0	0	0	13	5	1	6	0	12	7	11	55
Stepchild	43	0	0	0	0	0	0	12	13	17	26	11	9	13	16	117
Don't know	98	0	0	0	0	0	0	0	0	2	1	1	0	2	1	7
No answer	99	0	0	0	0	0	0	65	4	0	0	1	2	0	1	73
Not applicable	IAP	13626	354	7542	353	5907	10334	2241	2370	2305	3624	1634	1714	1603	2120	55727

E. Relationship of fifth person to spouse?

[VAR: RELSP5]

<u>RESPONSE</u>	<u>PUNCH</u>	<u>YEAR</u>														
		<u>1972-82</u>	<u>1982B</u>	<u>1983-87</u>	<u>1987B</u>	<u>1988-91</u>	<u>1993-98</u>	<u>2000</u>	<u>2002</u>	<u>2004</u>	<u>2006</u>	<u>2008</u>	<u>2010</u>	<u>2012</u>	<u>2014</u>	<u>ALL</u>
Spouse	2	0	0	0	0	0	0	0	0	0	0	0	0	0	0	0
Partner, fiance(e), boyfriend, girlfriend, etc.	3	0	0	0	0	0	0	0	0	0	0	0	0	0	0	0
Child, not specified	4	0	0	0	0	0	0	23	30	49	121	76	64	82	90	535
Grandchild, Great-Grandchild	5	0	0	0	0	0	0	14	10	12	16	10	1	0	1	64
Son-In-Law, Daughter-In-Law	6	0	0	0	0	0	0	0	0	1	2	0	0	0	0	3
Parent	7	0	0	0	0	0	0	1	2	2	0	0	0	0	2	7
Parent-In-Law	8	0	0	0	0	0	0	0	0	3	2	0	3	1	1	10
Grandparent, Great-Grandparent	9	0	0	0	0	0	0	0	1	0	0	1	0	1	1	4
Uncle or Aunt	10	0	0	0	0	0	0	1	0	1	1	0	2	0	0	5
Niece or Nephew	11	0	0	0	0	0	0	2	1	4	2	1	2	2	0	14
Cousin	12	0	0	0	0	0	0	0	0	0	0	0	2	0	1	3
Brother, Sister (full, half, or step sibling)	13	0	0	0	0	0	0	0	1	1	1	1	1	2	3	10
Sibling-In-Law	14	0	0	0	0	0	0	1	0	0	1	1	1	1	0	5
Other Relative (Great-Aunt, Grandniece, etc.)	15	0	0	0	0	0	0	0	1	1	0	0	3	2	2	9
Roommate, Housemate	16	0	0	0	0	0	0	0	0	0	3	1	2	4	1	11
Friend	17	0	0	0	0	0	0	1	1	1	2	1	0	0	0	6
Child of Non-Relative	18	0	0	0	0	0	0	3	3	2	2	4	0	0	0	14
Other Non-Relative (employee, boarder)	19	0	0	0	0	0	0	1	0	3	6	0	0	0	0	10
Natural/Biological Child	41	0	0	0	0	0	0	135	111	115	195	64	55	63	65	803
Adopted Child	42	0	0	0	0	0	0	7	1	0	4	0	4	1	1	18
Stepchild	43	0	0	0	0	0	0	8	7	11	13	2	4	5	7	57
Don't know	98	0	0	0	0	0	0	0	0	0	2	1	0	0	1	4
No answer	99	0	0	0	0	0	0	23	2	0	0	0	2	0	0	27
Not applicable	IAP	13626	354	7542	353	5907	10334	2597	2594	2606	4137	1860	1898	1810	2362	57980

F. Relationship of sixth person to spouse?

[VAR: RELSP6]

<u>RESPONSE</u>	<u>PUNCH</u>	<u>YEAR</u>														
		<u>1972-82</u>	<u>1982B</u>	<u>1983-87</u>	<u>1987B</u>	<u>1988-91</u>	<u>1993-98</u>	<u>2000</u>	<u>2002</u>	<u>2004</u>	<u>2006</u>	<u>2008</u>	<u>2010</u>	<u>2012</u>	<u>2014</u>	<u>ALL</u>
Spouse	2	0	0	0	0	0	0	0	0	0	0	0	0	0	0	0
Partner, fiance(e), boyfriend, girlfriend, etc.	3	0	0	0	0	0	0	0	0	0	0	0	0	0	0	0
Child, not specified	4	0	0	0	0	0	0	7	6	20	44	28	24	26	29	184
Grandchild, Great-Grandchild	5	0	0	0	0	0	0	6	6	5	10	7	1	2	0	37
Son-In-Law, Daughter-In-Law	6	0	0	0	0	0	0	0	0	1	0	1	0	0	0	2
Parent	7	0	0	0	0	0	0	1	0	0	1	0	0	0	0	2
Parent-In-Law	8	0	0	0	0	0	0	0	0	0	3	1	8	1	3	16
Grandparent, Great-Grandparent	9	0	0	0	0	0	0	0	2	0	0	0	0	0	0	2
Uncle or Aunt	10	0	0	0	0	0	0	0	0	0	1	0	0	1	0	2
Niece or Nephew	11	0	0	0	0	0	0	2	1	1	2	0	0	0	0	6
Cousin	12	0	0	0	0	0	0	0	0	0	1	0	1	0	1	3
Brother, Sister (full, half, or step sibling)	13	0	0	0	0	0	0	0	0	2	0	2	1	0	1	6
Sibling-In-Law	14	0	0	0	0	0	0	0	0	0	0	3	0	1	0	4
Other Relative (Great-Aunt, Grandniece, etc.)	15	0	0	0	0	0	0	0	0	2	0	0	1	2	2	7
Roommate, Housemate	16	0	0	0	0	0	0	0	0	0	1	1	2	3	0	7
Friend	17	0	0	0	0	0	0	0	2	0	0	0	0	0	0	2
Child of Non-Relative	18	0	0	0	0	0	0	1	0	2	1	1	0	0	0	5
Other Non-Relative (employee, boarder)	19	0	0	0	0	0	0	0	0	1	0	0	0	0	0	1
Natural/Biological Child	41	0	0	0	0	0	0	54	25	33	58	16	33	26	25	270
Adopted Child	42	0	0	0	0	0	0	4	0	1	3	0	0	0	0	8
Stepchild	43	0	0	0	0	0	0	2	2	4	7	0	1	1	1	18
Don't know	98	0	0	0	0	0	0	0	0	0	1	0	0	0	0	1
No answer	99	0	0	0	0	0	0	4	1	0	0	0	2	0	0	7
Not applicable	IAP	13626	354	7542	353	5907	10334	2736	2720	2740	4377	1963	1970	1911	2476	59009

G. Relationship of seventh person to spouse?

[VAR: RELSP7]

<u>RESPONSE</u>	<u>PUNCH</u>	<u>YEAR</u>														
		<u>1972-82</u>	<u>1982B</u>	<u>1983-87</u>	<u>1987B</u>	<u>1988-91</u>	<u>1993-98</u>	<u>2000</u>	<u>2002</u>	<u>2004</u>	<u>2006</u>	<u>2008</u>	<u>2010</u>	<u>2012</u>	<u>2014</u>	<u>ALL</u>
Spouse	2	0	0	0	0	0	0	0	0	0	0	0	0	0	0	0
Partner, fiance(e), boyfriend, girlfriend, etc.	3	0	0	0	0	0	0	0	0	0	0	0	0	0	0	0
Child, not specified	4	0	0	0	0	0	0	2	3	7	13	6	10	8	10	59
Grandchild, Great-Grandchild	5	0	0	0	0	0	0	2	4	1	6	5	0	1	0	19
Son-In-Law, Daughter-In-Law	6	0	0	0	0	0	0	0	0	0	0	0	0	0	0	0
Parent	7	0	0	0	0	0	0	0	0	2	1	0	0	0	0	3
Parent-In-Law	8	0	0	0	0	0	0	0	0	0	0	0	4	1	1	6
Grandparent, Great-Grandparent	9	0	0	0	0	0	0	0	0	0	0	0	0	0	0	0
Uncle or Aunt	10	0	0	0	0	0	0	0	0	0	1	0	0	0	0	1
Niece or Nephew	11	0	0	0	0	0	0	1	0	0	0	0	0	0	0	1
Cousin	12	0	0	0	0	0	0	0	0	0	1	0	1	0	0	2
Brother, Sister (full, half, or step sibling)	13	0	0	0	0	0	0	1	0	0	0	0	0	0	0	1
Sibling-In-Law	14	0	0	0	0	0	0	0	0	0	1	0	0	1	0	2
Other Relative (Great-Aunt, Grandniece, etc.)	15	0	0	0	0	0	0	0	0	1	0	0	0	1	2	4
Roommate, Housemate	16	0	0	0	0	0	0	0	0	0	1	0	0	2	0	3
Friend	17	0	0	0	0	0	0	0	1	0	0	0	0	0	0	1
Child of Non-Relative	18	0	0	0	0	0	0	0	0	0	2	0	0	0	0	2
Other Non-Relative (employee, boarder)	19	0	0	0	0	0	0	0	0	1	0	0	0	0	0	1
Natural/Biological Child	41	0	0	0	0	0	0	15	7	4	19	7	15	6	6	79
Adopted Child	42	0	0	0	0	0	0	2	0	0	1	0	0	0	0	3
Stepchild	43	0	0	0	0	0	0	1	2	1	3	1	0	0	0	8
Don't know	98	0	0	0	0	0	0	0	0	0	0	0	0	0	0	0
No answer	99	0	0	0	0	0	0	2	0	0	0	0	2	0	0	4
Not applicable	IAP	13626	354	7542	353	5907	10334	2791	2748	2795	4461	2004	2012	1954	2519	59400

H. Relationship of eighth person to spouse?

[VAR: RELSP8]

<u>RESPONSE</u>	<u>PUNCH</u>	<u>YEAR</u>														
		<u>1972-82</u>	<u>1982B</u>	<u>1983-87</u>	<u>1987B</u>	<u>1988-91</u>	<u>1993-98</u>	<u>2000</u>	<u>2002</u>	<u>2004</u>	<u>2006</u>	<u>2008</u>	<u>2010</u>	<u>2012</u>	<u>2014</u>	<u>ALL</u>
Spouse	2	0	0	0	0	0	0	0	0	0	0	0	0	0	0	0
Partner, fiance(e), boyfriend, girlfriend, etc.	3	0	0	0	0	0	0	0	0	0	0	0	0	0	0	0
Child, not specified	4	0	0	0	0	0	0	2	0	2	4	0	4	1	3	16
Grandchild, Great-Grandchild	5	0	0	0	0	0	0	2	1	0	1	3	0	0	0	7
Son-In-Law, Daughter-In-Law	6	0	0	0	0	0	0	1	0	0	0	0	0	0	0	1
Parent	7	0	0	0	0	0	0	0	0	0	0	0	0	0	0	0
Parent-In-Law	8	0	0	0	0	0	0	0	0	0	1	0	0	1	0	2
Grandparent, Great-Grandparent	9	0	0	0	0	0	0	0	0	0	0	0	0	0	0	0
Uncle or Aunt	10	0	0	0	0	0	0	0	0	0	1	0	0	0	0	1
Niece or Nephew	11	0	0	0	0	0	0	3	0	0	0	1	0	0	0	4
Cousin	12	0	0	0	0	0	0	0	0	0	1	0	0	0	0	1
Brother, Sister (full, half, or step sibling)	13	0	0	0	0	0	0	0	0	0	0	0	0	0	0	0
Sibling-In-Law	14	0	0	0	0	0	0	0	0	0	0	0	0	1	0	1
Other Relative (Great-Aunt, Grandniece, etc.)	15	0	0	0	0	0	0	0	0	0	0	0	0	0	0	0
Roommate, Housemate	16	0	0	0	0	0	0	0	0	0	0	0	0	0	0	0
Friend	17	0	0	0	0	0	0	0	1	0	0	0	0	0	0	1
Child of Non-Relative	18	0	0	0	0	0	0	0	0	0	0	0	0	0	0	0
Other Non-Relative (employee, boarder)	19	0	0	0	0	0	0	0	0	1	0	0	0	0	0	1
Natural/Biological Child	41	0	0	0	0	0	0	3	3	1	3	3	6	2	2	23
Adopted Child	42	0	0	0	0	0	0	1	0	0	1	0	0	0	0	2
Stepchild	43	0	0	0	0	0	0	0	1	1	1	1	1	0	0	5
Don't know	98	0	0	0	0	0	0	0	0	0	1	0	0	0	0	1
No answer	99	0	0	0	0	0	0	1	0	0	0	0	2	0	0	3
Not applicable	IAP	13626	354	7542	353	5907	10334	2804	2759	2807	4496	2015	2031	1969	2533	59530

I. Relationship of ninth person to spouse?

[VAR: RELSP9]

<u>RESPONSE</u>	<u>PUNCH</u>	<u>YEAR</u>														
		<u>1972-82</u>	<u>1982B</u>	<u>1983-87</u>	<u>1987B</u>	<u>1988-91</u>	<u>1993-98</u>	<u>2000</u>	<u>2002</u>	<u>2004</u>	<u>2006</u>	<u>2008</u>	<u>2010</u>	<u>2012</u>	<u>2014</u>	<u>ALL</u>
Spouse	2	0	0	0	0	0	0	0	0	0	0	0	0	0	0	0
Partner, fiance(e), boyfriend, girlfriend, etc.	3	0	0	0	0	0	0	0	0	0	0	0	0	0	0	0
Child, not specified	4	0	0	0	0	0	0	1	0	0	1	0	2	0	3	7
Grandchild, Great-Grandchild	5	0	0	0	0	0	0	2	0	0	2	1	0	0	0	5
Son-In-Law, Daughter-In-Law	6	0	0	0	0	0	0	1	0	0	0	0	0	0	0	1
Parent	7	0	0	0	0	0	0	0	0	0	0	0	0	0	0	0
Parent-In-Law	8	0	0	0	0	0	0	0	0	0	0	0	1	1	1	3
Grandparent, Great-Grandparent	9	0	0	0	0	0	0	0	0	0	0	0	0	0	0	0
Uncle or Aunt	10	0	0	0	0	0	0	0	0	0	0	0	0	0	0	0
Niece or Nephew	11	0	0	0	0	0	0	1	0	0	0	0	0	0	0	1
Cousin	12	0	0	0	0	0	0	0	0	0	0	0	0	0	0	0
Brother, Sister (full, half, or step sibling)	13	0	0	0	0	0	0	0	0	0	0	0	0	0	0	0
Sibling-In-Law	14	0	0	0	0	0	0	0	0	0	0	0	0	0	0	0
Other Relative (Great-Aunt, Grandniece, etc.)	15	0	0	0	0	0	0	0	0	0	0	0	0	0	0	0
Roommate, Housemate	16	0	0	0	0	0	0	0	0	0	0	0	0	0	0	0
Friend	17	0	0	0	0	0	0	0	1	0	0	0	0	0	0	1
Child of Non-Relative	18	0	0	0	0	0	0	0	0	0	0	0	0	0	0	0
Other Non-Relative (employee, boarder)	19	0	0	0	0	0	0	0	0	0	0	0	0	0	0	0
Natural/Biological Child	41	0	0	0	0	0	0	2	1	2	1	0	1	0	1	8
Adopted Child	42	0	0	0	0	0	0	1	0	0	0	0	2	0	0	3
Stepchild	43	0	0	0	0	0	0	1	0	0	0	1	0	0	0	2
Don't know	98	0	0	0	0	0	0	0	0	0	1	0	0	0	0	1
No answer	99	0	0	0	0	0	0	2	0	0	0	0	2	0	0	4
Not applicable	IAP	13626	354	7542	353	5907	10334	2806	2763	2810	4505	2021	2036	1973	2533	59563

J. Relationship of tenth person to spouse?

[VAR: RELSP10]

<u>RESPONSE</u>	<u>PUNCH</u>	<u>YEAR</u>														
		<u>1972-82</u>	<u>1982B</u>	<u>1983-87</u>	<u>1987B</u>	<u>1988-91</u>	<u>1993-98</u>	<u>2000</u>	<u>2002</u>	<u>2004</u>	<u>2006</u>	<u>2008</u>	<u>2010</u>	<u>2012</u>	<u>2014</u>	<u>ALL</u>
Spouse	2	0	0	0	0	0	0	0	0	0	0	0	0	0	0	0
Partner, fiance(e), boyfriend, girlfriend, etc.	3	0	0	0	0	0	0	0	0	0	0	0	0	0	0	0
Child, not specified	4	0	0	0	0	0	0	1	0	0	1	0	0	1	1	4
Grandchild, Great-Grandchild	5	0	0	0	0	0	0	2	0	0	2	0	0	0	0	4
Son-In-Law, Daughter-In-Law	6	0	0	0	0	0	0	0	0	0	0	0	0	0	0	0
Parent	7	0	0	0	0	0	0	0	0	0	0	0	0	0	0	0
Parent-In-Law	8	0	0	0	0	0	0	0	0	0	0	0	0	0	0	0
Grandparent, Great-Grandparent	9	0	0	0	0	0	0	0	0	0	0	0	0	0	0	0
Uncle or Aunt	10	0	0	0	0	0	0	0	0	0	0	0	0	0	0	0
Niece or Nephew	11	0	0	0	0	0	0	0	0	0	0	0	0	0	0	0
Cousin	12	0	0	0	0	0	0	0	0	0	0	0	0	0	0	0
Brother, Sister (full, half, or step sibling)	13	0	0	0	0	0	0	0	0	0	0	0	0	0	0	0
Sibling-In-Law	14	0	0	0	0	0	0	0	0	0	0	0	0	0	0	0
Other Relative (Great-Aunt, Grandniece, etc.)	15	0	0	0	0	0	0	0	0	0	0	0	0	0	0	0
Roommate, Housemate	16	0	0	0	0	0	0	0	0	0	0	0	0	0	0	0
Friend	17	0	0	0	0	0	0	0	0	0	0	0	0	0	0	0
Child of Non-Relative	18	0	0	0	0	0	0	0	0	0	0	0	0	0	0	0
Other Non-Relative (employee, boarder)	19	0	0	0	0	0	0	0	0	0	0	0	0	0	0	0
Natural/Biological Child	41	0	0	0	0	0	0	1	1	1	0	0	3	0	1	7
Adopted Child	42	0	0	0	0	0	0	0	0	0	0	0	0	0	0	0
Stepchild	43	0	0	0	0	0	0	0	0	0	0	1	0	0	0	1
Don't know	98	0	0	0	0	0	0	0	0	0	0	0	0	0	0	0
No answer	99	0	0	0	0	0	0	1	0	0	0	0	2	0	0	3
Not applicable	IAP	13626	354	7542	353	5907	10334	2812	2764	2811	4507	2022	2039	1973	2536	59580

K. Relationship of eleventh person to spouse?

[VAR: RELSP11]

<u>RESPONSE</u>	<u>PUNCH</u>	<u>YEAR</u>														
		<u>1972-82</u>	<u>1982B</u>	<u>1983-87</u>	<u>1987B</u>	<u>1988-91</u>	<u>1993-98</u>	<u>2000</u>	<u>2002</u>	<u>2004</u>	<u>2006</u>	<u>2008</u>	<u>2010</u>	<u>2012</u>	<u>2014</u>	<u>ALL</u>
Spouse	2	0	0	0	0	0	0	0	0	0	0	0	0	0	0	0
Partner, fiance(e), boyfriend, girlfriend, etc.	3	0	0	0	0	0	0	0	0	0	0	0	0	0	0	0
Child, not specified	4	0	0	0	0	0	0	1	0	1	3	0	2	1	1	9
Grandchild, Great-Grandchild	5	0	0	0	0	0	0	1	0	0	0	1	0	1	0	3
Son-In-Law, Daughter-In-Law	6	0	0	0	0	0	0	0	0	0	1	0	0	0	0	1
Parent	7	0	0	0	0	0	0	0	1	0	2	3	0	0	0	6
Parent-In-Law	8	0	0	0	0	0	0	0	1	0	1	0	1	0	1	4
Grandparent, Great-Grandparent	9	0	0	0	0	0	0	0	0	0	0	0	0	1	0	1
Uncle or Aunt	10	0	0	0	0	0	0	0	0	0	0	0	0	0	1	1
Niece or Nephew	11	0	0	0	0	0	0	1	0	0	2	0	1	3	0	7
Cousin	12	0	0	0	0	0	0	0	0	0	3	0	0	0	0	3
Brother, Sister (full, half, or step sibling)	13	0	0	0	0	0	0	1	0	0	3	2	0	0	0	6
Sibling-In-Law	14	0	0	0	0	0	0	0	0	1	0	1	3	1	0	6
Other Relative (Great-Aunt, Grandniece, etc.)	15	0	0	0	0	0	0	0	0	0	1	0	1	0	0	2
Roommate, Housemate	16	0	0	0	0	0	0	0	0	0	0	2	1	1	1	5
Friend	17	0	0	0	0	0	0	0	0	0	3	0	0	0	0	3
Child of Non-Relative	18	0	0	0	0	0	0	0	0	0	0	0	0	0	0	0
Other Non-Relative (employee, boarder)	19	0	0	0	0	0	0	0	0	1	1	0	0	0	0	2
Natural/Biological Child	41	0	0	0	0	0	0	3	0	2	5	0	3	0	1	14
Adopted Child	42	0	0	0	0	0	0	0	0	0	0	0	0	0	0	0
Stepchild	43	0	0	0	0	0	0	0	1	1	1	1	2	1	1	8
Don't know	98	0	0	0	0	0	0	0	0	0	0	0	0	0	0	0
No answer	99	0	0	0	0	0	0	1	0	0	0	0	2	0	0	3
Not applicable	IAP	13626	354	7542	353	5907	10334	2809	2762	2806	4484	2013	2028	1965	2532	59515

L. Relationship of twelfth person to spouse?

[VAR: RELSP12]

<u>RESPONSE</u>	<u>PUNCH</u>	<u>YEAR</u>														
		<u>1972-82</u>	<u>1982B</u>	<u>1983-87</u>	<u>1987B</u>	<u>1988-91</u>	<u>1993-98</u>	<u>2000</u>	<u>2002</u>	<u>2004</u>	<u>2006</u>	<u>2008</u>	<u>2010</u>	<u>2012</u>	<u>2014</u>	<u>ALL</u>
Spouse	2	0	0	0	0	0	0	0	0	0	0	0	0	0	0	0
Partner, fiance(e), boyfriend, girlfriend, etc.	3	0	0	0	0	0	0	0	0	0	0	0	0	0	0	0
Child, not specified	4	0	0	0	0	0	0	1	0	0	0	0	1	0	1	3
Grandchild, Great-Grandchild	5	0	0	0	0	0	0	1	0	0	0	0	0	0	0	1
Son-In-Law, Daughter-In-Law	6	0	0	0	0	0	0	1	0	0	1	0	0	0	0	2
Parent	7	0	0	0	0	0	0	0	0	0	0	0	0	0	0	0
Parent-In-Law	8	0	0	0	0	0	0	0	0	0	0	0	0	0	0	0
Grandparent, Great-Grandparent	9	0	0	0	0	0	0	0	0	0	0	0	0	0	0	0
Uncle or Aunt	10	0	0	0	0	0	0	0	0	0	0	0	0	0	0	0
Niece or Nephew	11	0	0	0	0	0	0	0	0	0	1	1	0	0	0	2
Cousin	12	0	0	0	0	0	0	0	0	0	1	0	0	0	0	1
Brother, Sister (full, half, or step sibling)	13	0	0	0	0	0	0	0	0	0	0	0	1	0	0	1
Sibling-In-Law	14	0	0	0	0	0	0	0	0	0	1	0	0	0	0	1
Other Relative (Great-Aunt, Grandniece, etc.)	15	0	0	0	0	0	0	0	0	0	1	0	0	0	0	1
Roommate, Housemate	16	0	0	0	0	0	0	0	0	0	0	0	0	0	0	0
Friend	17	0	0	0	0	0	0	0	0	0	1	0	0	0	0	1
Child of Non-Relative	18	0	0	0	0	0	0	0	0	0	0	1	0	0	0	1
Other Non-Relative (employee, boarder)	19	0	0	0	0	0	0	0	0	0	0	0	0	0	0	0
Natural/Biological Child	41	0	0	0	0	0	0	1	0	0	1	0	0	1	0	3
Adopted Child	42	0	0	0	0	0	0	0	0	0	0	0	0	1	0	1
Stepchild	43	0	0	0	0	0	0	0	0	0	1	0	2	0	0	3
Don't know	98	0	0	0	0	0	0	0	0	0	0	0	0	0	0	0
No answer	99	0	0	0	0	0	0	0	0	0	0	0	2	0	0	2
Not applicable	IAP	13626	354	7542	353	5907	10334	2813	2765	2812	4502	2021	2038	1972	2537	59576

M. Relationship of thirteenth person to spouse?

[VAR: RELSP13]

<u>RESPONSE</u>	<u>PUNCH</u>	<u>YEAR</u>														
		<u>1972-82</u>	<u>1982B</u>	<u>1983-87</u>	<u>1987B</u>	<u>1988-91</u>	<u>1993-98</u>	<u>2000</u>	<u>2002</u>	<u>2004</u>	<u>2006</u>	<u>2008</u>	<u>2010</u>	<u>2012</u>	<u>2014</u>	<u>ALL</u>
Spouse	2	0	0	0	0	0	0	0	0	0	0	0	0	0	0	0
Partner, fiance(e), boyfriend, girlfriend, etc.	3	0	0	0	0	0	0	0	0	0	0	0	0	0	0	0
Child, not specified	4	0	0	0	0	0	0	0	0	0	0	0	0	0	1	1
Grandchild, Great-Grandchild	5	0	0	0	0	0	0	0	0	0	0	0	0	0	0	0
Son-In-Law, Daughter-In-Law	6	0	0	0	0	0	0	0	0	0	0	0	0	0	0	0
Parent	7	0	0	0	0	0	0	0	0	0	0	0	0	0	0	0
Parent-In-Law	8	0	0	0	0	0	0	0	0	0	0	0	0	0	0	0
Grandparent, Great-Grandparent	9	0	0	0	0	0	0	0	0	0	0	0	0	0	0	0
Uncle or Aunt	10	0	0	0	0	0	0	0	0	0	0	0	0	0	0	0
Niece or Nephew	11	0	0	0	0	0	0	0	0	0	1	0	0	0	0	1
Cousin	12	0	0	0	0	0	0	0	0	0	0	0	0	0	0	0
Brother, Sister (full, half, or step sibling)	13	0	0	0	0	0	0	0	0	0	0	0	0	0	0	0
Sibling-In-Law	14	0	0	0	0	0	0	0	0	0	0	0	0	0	0	0
Other Relative (Great-Aunt, Grandniece, etc.)	15	0	0	0	0	0	0	0	0	0	0	0	0	0	0	0
Roommate, Housemate	16	0	0	0	0	0	0	0	0	0	0	0	0	0	0	0
Friend	17	0	0	0	0	0	0	0	0	0	0	0	0	0	0	0
Child of Non-Relative	18	0	0	0	0	0	0	0	0	0	1	0	0	0	0	1
Other Non-Relative (employee, boarder)	19	0	0	0	0	0	0	0	0	0	0	0	0	0	0	0
Natural/Biological Child	41	0	0	0	0	0	0	1	0	0	0	0	0	1	0	2
Adopted Child	42	0	0	0	0	0	0	0	0	0	0	0	0	0	0	0
Stepchild	43	0	0	0	0	0	0	0	0	0	0	0	0	0	0	0
Don't know	98	0	0	0	0	0	0	0	0	0	0	0	0	0	0	0
No answer	99	0	0	0	0	0	0	0	0	0	0	0	3	0	0	3
Not applicable	IAP	13626	354	7542	353	5907	10334	2816	2765	2812	4508	2023	2041	1973	2537	59591

N. Relationship of fourteenth person to spouse?

[VAR: RELSP14]

<u>RESPONSE</u>	<u>PUNCH</u>	<u>YEAR</u>														
		<u>1972-82</u>	<u>1982B</u>	<u>1983-87</u>	<u>1987B</u>	<u>1988-91</u>	<u>1993-98</u>	<u>2000</u>	<u>2002</u>	<u>2004</u>	<u>2006</u>	<u>2008</u>	<u>2010</u>	<u>2012</u>	<u>2014</u>	<u>ALL</u>
Spouse	2	0	0	0	0	0	0	0	0	0	0	0	0	0	0	0
Partner, fiance(e), boyfriend, girlfriend, etc.	3	0	0	0	0	0	0	0	0	0	0	0	0	0	0	0
Child, not specified	4	0	0	0	0	0	0	0	0	0	0	0	0	0	0	0
Grandchild, Great-Grandchild	5	0	0	0	0	0	0	0	0	0	0	0	0	0	0	0
Son-In-Law, Daughter-In-Law	6	0	0	0	0	0	0	0	0	0	0	0	0	0	0	0
Parent	7	0	0	0	0	0	0	0	0	0	0	0	0	0	0	0
Parent-In-Law	8	0	0	0	0	0	0	0	0	0	0	0	0	0	0	0
Grandparent, Great-Grandparent	9	0	0	0	0	0	0	0	0	0	0	0	0	0	0	0
Uncle or Aunt	10	0	0	0	0	0	0	0	0	0	0	0	0	0	0	0
Niece or Nephew	11	0	0	0	0	0	0	0	0	0	1	0	0	0	0	1
Cousin	12	0	0	0	0	0	0	0	0	0	0	0	0	0	0	0
Brother, Sister (full, half, or step sibling)	13	0	0	0	0	0	0	0	0	0	0	0	0	0	0	0
Sibling-In-Law	14	0	0	0	0	0	0	0	0	0	0	0	0	0	0	0
Other Relative (Great-Aunt, Grandniece, etc.)	15	0	0	0	0	0	0	0	0	0	0	0	0	0	0	0
Roommate, Housemate	16	0	0	0	0	0	0	0	0	0	0	0	0	0	0	0
Friend	17	0	0	0	0	0	0	0	0	0	0	0	0	0	0	0
Child of Non-Relative	18	0	0	0	0	0	0	0	0	0	0	0	0	0	0	0
Other Non-Relative (employee, boarder)	19	0	0	0	0	0	0	0	0	0	0	0	0	0	0	0
Natural/Biological Child	41	0	0	0	0	0	0	0	0	0	0	0	0	1	0	1
Adopted Child	42	0	0	0	0	0	0	0	0	0	0	0	0	0	0	0
Stepchild	43	0	0	0	0	0	0	0	0	0	0	0	0	0	0	0
Don't know	98	0	0	0	0	0	0	0	0	0	0	0	0	0	0	0
No answer	99	0	0	0	0	0	0	0	0	0	0	0	3	0	0	3
Not applicable	IAP	13626	354	7542	353	5907	10334	2817	2765	2812	4509	2023	2041	1973	2538	59594

REMARKS: The RELSP1-14 series asks the respondent to link the spouse or partner of the head of the household to other persons living in the household. Because spouse/partner of head of the household is always collected second, in RELSP2 the subject and object are one and the same person.

**DATE OF INTERVIEW
(DATEINTV)**

1900. Date of interview.

[VAR: DATEINTV]

<u>RESPONSE</u>	<u>PUNCH</u>	<u>YEAR</u>														
		<u>1972-82</u>	<u>1982B</u>	<u>1983-87</u>	<u>1987B</u>	<u>1988-91</u>	<u>1993-98</u>	<u>2000</u>	<u>2002</u>	<u>2004</u>	<u>2006</u>	<u>2008</u>	<u>2010</u>	<u>2012</u>	<u>2014</u>	<u>ALL</u>
January	0101-0199	1	0	0	2	0	27	0	0	13	0	0	0	0	0	43
February	0201-0299	1810	11	2216	185	2325	4289	705	557	0	0	0	0	0	0	12098
March	0301-0399	6321	205	4202	108	2872	3931	1009	745	0	1207	0	381	201	1	21183
April	0401-0499	815	138	1120	58	685	1563	635	703	0	1434	307	678	683	770	9589
May	0501-0599	67	0	0	0	2	436	375	526	0	783	682	528	527	555	4481
June	0601-0699	0	0	0	0	0	70	78	216	0	594	620	191	190	382	2341
July	0701-0799	0	0	0	0	0	0	0	0	0	434	189	208	228	273	1332
August	0801-0899	0	0	0	0	0	0	0	0	483	58	192	57	143	215	1148
September	0901-0999	0	0	0	0	0	0	0	0	1004	0	33	0	2	260	1299
October	1001-1099	0	0	0	0	0	0	0	0	694	0	0	0	0	82	776
November	1101-1199	0	0	0	0	0	0	0	0	291	0	0	0	0	0	291
December	1201-1299	0	0	0	0	0	0	0	0	327	0	0	0	0	0	327
No answer	9999	11	0	4	0	23	18	15	18	0	0	0	1	0	0	90
Not applicable	IAP	4601	0	0	0	0	0	0	0	0	0	0	0	0	0	4601

REMARKS: This variable consists of the month and date on which the interview was conducted.
Collapsed information by month is listed above for convenience of display only.

**OCCUPATION
(ISCO68-SPSE10INC)**

1901. Respondent's occupation (International Standard Classification Codes-1968)

[VAR: ISCO68]

<u>RESPONSE</u>	<u>PUNCH</u>	<u>YEAR</u>														
		<u>1972-82</u>	<u>1982B</u>	<u>1983-87</u>	<u>1987B</u>	<u>1988-91</u>	<u>1993-98</u>	<u>2000</u>	<u>2002</u>	<u>2004</u>	<u>2006</u>	<u>2008</u>	<u>2010</u>	<u>2012</u>	<u>2014</u>	<u>ALL</u>
Professional, technical and related workers	1-1995	2323	57	1505	67	973	0	0	0	0	0	0	0	0	0	4925
Administrative & managerial workers	2000-2197	710	4	596	15	330	0	0	0	0	0	0	0	0	0	1655
Clerical & related workers	3000-3999	2479	49	1453	59	808	0	0	0	0	0	0	0	0	0	4848
Sales workers	4000-4999	884	6	521	7	344	0	0	0	0	0	0	0	0	0	1762
Service workers	5000-5999	1723	81	955	91	532	0	0	0	0	0	0	0	0	0	3382
Agriculture, animal husbandry & forestry workers, fishermen	6000-6999	324	8	184	3	75	0	0	0	0	0	0	0	0	0	594
Production & related workers, transport, equipment operators and laborers	7000-9997	3957	118	1871	82	1073	0	0	0	0	0	0	0	0	0	7101
Not applicable	IAP	1226	31	457	29	1772	10334	2817	2765	2812	4510	2023	2044	1974	2538	35332

REMARKS: These questions have been converted from cases coded according to the 1970 U.S. Census Classification of Occupations and Industries into the International Standard Classification codes. Adding the ISCO-68 codes facilitates the comparison of the GSS with many cross-national studies. The above collapsed numbers are presented for convenience of display only. See Appendix F.

1902. Occupation of respondent's father (International Standard Classification Codes-1968)

[VAR: PAISCO68]

<u>RESPONSE</u>	<u>PUNCH</u>	<u>YEAR</u>														
		<u>1972-82</u>	<u>1982B</u>	<u>1983-87</u>	<u>1987B</u>	<u>1988-91</u>	<u>1993-98</u>	<u>2000</u>	<u>2002</u>	<u>2004</u>	<u>2006</u>	<u>2008</u>	<u>2010</u>	<u>2012</u>	<u>2014</u>	<u>ALL</u>
Professional, technical and related workers	1-1999	907	7	649	16	435	0	0	0	0	0	0	0	0	0	2014
Administrative & managerial workers	2000-2197	1130	8	765	11	483	0	0	0	0	0	0	0	0	0	2397
Clerical & related workers	3000-3999	477	5	318	8	185	0	0	0	0	0	0	0	0	0	993
Sales workers	4000-4999	616	2	366	5	231	0	0	0	0	0	0	0	0	0	1220
Service workers	5000-5999	707	24	373	20	203	0	0	0	0	0	0	0	0	0	1327
Agriculture, animal husbandry & forestry workers, fishermen	6000-6999	2618	78	1235	65	633	0	0	0	0	0	0	0	0	0	4629
Production & related workers, transport, equipment operators and laborers	7000-9997	5234	108	2731	125	1522	0	0	0	0	0	0	0	0	0	9720
Not applicable	IAP	1937	122	1105	103	2215	10334	2817	2765	2812	4510	2023	2044	1974	2538	37299

REMARKS:

These questions have been converted from cases coded according to the 1970 U.S. Census Classification of Occupations and Industries into the International Standard Classification codes. Adding the ISCO-68 codes facilitates the comparison of the GSS with many cross-national studies. The above collapsed numbers are presented for convenience of display only. See Appendix F.

1903. Occupation of respondent's spouse (International Standard Classification Codes-1968)

[VAR: SPISCO68]

<u>RESPONSE</u>	<u>PUNCH</u>	<u>YEAR</u>														
		<u>1972-82</u>	<u>1982B</u>	<u>1983-87</u>	<u>1987B</u>	<u>1988-91</u>	<u>1993-98</u>	<u>2000</u>	<u>2002</u>	<u>2004</u>	<u>2006</u>	<u>2008</u>	<u>2010</u>	<u>2012</u>	<u>2014</u>	<u>ALL</u>
Professional, technical and related workers	1-1995	1465	18	831	25	488	0	0	0	0	0	0	0	0	0	2827
Administrative & managerial workers	2000-2197	599	0	402	6	209	0	0	0	0	0	0	0	0	0	1216
Clerical & related workers	3000-3999	1470	19	736	13	404	0	0	0	0	0	0	0	0	0	2642
Sales workers	4000-4999	634	7	342	1	183	0	0	0	0	0	0	0	0	0	1167
Service workers	5000-5999	917	23	399	24	233	0	0	0	0	0	0	0	0	0	1596
Agriculture, animal husbandry & forestry workers, fishermen	6000-6999	225	2	110	3	43	0	0	0	0	0	0	0	0	0	383
Production & related workers, transport, equipment operators and laborers	7000-9997	2797	57	1201	34	644	0	0	0	0	0	0	0	0	0	4733
Not applicable	IAP	5519	228	3521	247	3703	10334	2817	2765	2812	4510	2023	2044	1974	2538	45035

REMARKS: These questions have been converted from cases coded according to the 1970 U.S. Census Classification of Occupations and Industries into the International Standard Classification codes. Adding the ISCO-68 codes facilitates the comparison of the GSS with many cross-national studies. The above collapsed numbers are presented for convenience of display only. See Appendix F.

1904. Respondent's occupation (International Standard Classification Codes-1968)

[VAR: ISCO681]

<u>RESPONSE</u>	<u>PUNCH</u>	<u>YEAR</u>														
		<u>1972-82</u>	<u>1982B</u>	<u>1983-87</u>	<u>1987B</u>	<u>1988-91</u>	<u>1993-98</u>	<u>2000</u>	<u>2002</u>	<u>2004</u>	<u>2006</u>	<u>2008</u>	<u>2010</u>	<u>2012</u>	<u>2014</u>	<u>ALL</u>
Professional, technical and related workers	1-1999	0	0	0	0	1118	2156	621	616	699	1066	460	453	0	0	7189
Administrative & managerial workers	2000-2197	0	0	0	0	424	846	317	282	317	398	198	196	0	0	2978
Clerical & related workers	3000-3999	0	0	0	0	1064	1694	368	384	359	614	272	283	0	0	5038
Sales workers	4000-4999	0	0	0	0	542	1088	288	298	292	433	164	202	0	0	3307
Service workers	5000-5999	0	0	0	0	849	1507	399	443	379	682	323	335	0	0	4917
Agriculture, animal husbandry & forestry workers, fishermen	6000-6999	0	0	0	0	138	191	53	49	56	86	43	40	0	0	656
Production & related workers, transport, equipment operators and laborers	7000-9997	0	0	0	0	1418	2356	614	576	557	991	461	381	0	0	7354
Not applicable	IAP	13626	354	7542	353	354	496	157	117	153	240	102	154	1974	2538	28160

REMARKS: These questions have been converted from cases coded according to the 1980 U.S. Census Classification of Occupations and Industries into the International Standard Classification codes. These are based on a preliminary conversion scheme and may be revised later. Adding the ISCO-68 codes facilitates the comparison of the GSS with many cross-national studies. The above collapsed numbers are presented for convenience of display only. See Appendix F.

1905. Occupation of respondent's father (International Standard Classification Codes-1968)

[VAR: PAISC681]

<u>RESPONSE</u>	<u>PUNCH</u>	<u>YEAR</u>														
		<u>1972-82</u>	<u>1982B</u>	<u>1983-87</u>	<u>1987B</u>	<u>1988-91</u>	<u>1993-98</u>	<u>2000</u>	<u>2002</u>	<u>2004</u>	<u>2006</u>	<u>2008</u>	<u>2010</u>	<u>2012</u>	<u>2014</u>	<u>ALL</u>
Professional, technical and related workers	1-1995	0	0	0	0	555	1120	273	264	336	345	227	245	0	0	3365
Administrative & managerial workers	2000-2197	0	0	0	0	508	805	207	230	210	204	138	166	0	0	2468
Clerical & related workers	3000-3999	0	0	0	0	213	355	84	84	79	97	64	51	0	0	1027
Sales workers	4000-4999	0	0	0	0	444	818	202	203	201	211	138	142	0	0	2359
Service workers	5000-5999	0	0	0	0	291	531	157	177	163	179	163	137	0	0	1798
Agriculture, animal husbandry & forestry workers, fishermen	6000-6999	0	0	0	0	927	1260	334	284	272	310	193	188	0	0	3768
Production & related workers, transport, equipment operators and laborers	7000-9997	0	0	0	0	<u>2004</u>	3496	959	923	940	1023	693	690	0	0	10728
Not applicable	IAP	13626	354	7542	353	965	1949	601	600	611	2141	407	425	1974	2538	34086

REMARKS: These questions have been converted from cases coded according to the 1980 U.S. Census Classification of Occupations and Industries into the International Standard Classification codes. These are based on a preliminary conversion scheme and may be revised later. Adding the ISCO-68 codes facilitates the comparison of the GSS with many cross-national studies. The above collapsed numbers are presented for convenience of display only. See Appendix F.

1906. Occupation of respondent's mother (International Standard Classification Codes-1968)

[VAR: MAISC681]

<u>RESPONSE</u>	<u>PUNCH</u>	<u>YEAR</u>														
		<u>1972-82</u>	<u>1982B</u>	<u>1983-87</u>	<u>1987B</u>	<u>1988-91</u>	<u>1993-98</u>	<u>2000</u>	<u>2002</u>	<u>2004</u>	<u>2006</u>	<u>2008</u>	<u>2010</u>	<u>2012</u>	<u>2014</u>	<u>ALL</u>
Professional, technical and related workers	1-1995	0	0	0	0	0	974	333	320	422	433	271	330	0	0	3083
Administrative & managerial workers	2000-2197	0	0	0	0	0	202	93	86	89	87	70	83	0	0	710
Clerical & related workers	3000-3999	0	0	0	0	0	1075	327	347	321	342	279	267	0	0	2958
Sales workers	4000-4999	0	0	0	0	0	436	155	170	176	153	107	116	0	0	1313
Service workers	5000-5999	0	0	0	0	0	1185	396	402	398	425	329	317	0	0	3452
Agriculture, animal husbandry & forestry workers, fishermen	6000-6999	0	0	0	0	0	90	31	19	34	34	27	25	0	0	260
Production & related workers, transport, equipment operators and laborers	7000-9997	0	0	0	0	0	997	288	275	256	321	202	205	0	0	2544
Not applicable	IAP	13626	354	7542	353	5907	5375	1194	1146	1116	2715	738	701	1974	2538	45279

REMARKS: These questions have been converted from cases coded according to the 1980 U.S. Census Classification of Occupations and Industries into the International Standard Classification codes. These are based on a preliminary conversion scheme and may be revised later. Adding the ISCO-68 codes facilitates the comparison of the GSS with many cross-national studies. The above collapsed numbers are presented for convenience of display only. See Appendix F.

1907. Occupation of respondent's spouse (International Standard Classification Codes-1968)

[VAR: SPISC681]

<u>RESPONSE</u>	<u>PUNCH</u>	<u>YEAR</u>														
		<u>1972-82</u>	<u>1982B</u>	<u>1983-87</u>	<u>1987B</u>	<u>1988-91</u>	<u>1993-98</u>	<u>2000</u>	<u>2002</u>	<u>2004</u>	<u>2006</u>	<u>2008</u>	<u>2010</u>	<u>2012</u>	<u>2014</u>	<u>ALL</u>
Professional, technical and related workers	1-1995	0	0	0	0	602	1094	282	300	356	531	244	211	0	0	3620
Administrative & managerial workers	2000-2197	0	0	0	0	267	538	133	161	199	196	108	95	0	0	1697
Clerical & related workers	3000-3999	0	0	0	0	502	757	165	167	160	251	134	123	0	0	2259
Sales workers	4000-4999	0	0	0	0	311	581	120	118	169	182	70	77	0	0	1628
Service workers	5000-5999	0	0	0	0	365	583	116	152	163	260	113	95	0	0	1847
Agriculture, animal husbandry & forestry workers, fishermen	6000-6999	0	0	0	0	75	96	24	24	17	44	27	17	0	0	324
Production & related workers, transport, equipment operators and laborers	7000-9997	0	0	0	0	844	1245	339	278	295	533	214	203	0	0	3951
Not applicable	IAP	13626	354	7542	353	2941	5440	1638	1565	1453	2513	1113	1223	1974	2538	44273

REMARKS: These questions have been converted from cases coded according to the 1980 U.S. Census Classification of Occupations and Industries into the International Standard Classification codes. These are based on a preliminary conversion scheme and may be revised later. Adding the ISCO-68 codes facilitates the comparison of the GSS with many cross-national studies. The above collapsed numbers are presented for convenience of display only. See Appendix F.

1908. Respondent's Occupation, 1988 Census

[VAR: ISCO88]

RESPONSE	PUNCH	YEAR														
		1972-82	1982B	1983-87	1987B	1988-91	1993-98	2000	2002	2004	2006	2008	2010	2012	2014	ALL
Armed Forces	0110	0	0	0	0	42	39	7	11	10	28	10	15	45	34	241
Legislators	1110-1319	0	0	0	0	589	1182	380	351	407	508	235	253	250	340	4495
Professionals	2110-2460	0	0	0	0	817	1614	471	462	518	799	349	329	366	463	6188
Technicians	3100-3480	0	0	0	0	573	1096	294	307	340	523	223	233	294	383	4266
Clerks	4100-4223	0	0	0	0	966	1569	345	361	327	562	245	261	208	290	5134
Service Workers	5100-5230	0	0	0	0	750	1328	359	398	350	586	278	283	227	304	4863
Skilled Agricultural Workers	6110-6210	0	0	0	0	69	100	26	14	26	39	19	14	33	23	363
Craft and Related Workers	7110-7520	0	0	0	0	644	1029	265	248	239	462	197	181	149	211	3625
Plant Machine Operators	8110-8400	0	0	0	0	603	1002	264	245	248	387	187	148	143	175	3402
Elementary Occupations	9110-9333	0	0	0	0	500	879	249	251	194	376	178	173	157	206	3163
No Answer	9999	0	0	0	0	0	0	0	0	1	0	0	0	0	0	1
Not applicable	IAP	13626	354	7542	353	354	496	157	117	152	240	102	154	102	109	23858

REMARKS: ISCO88 was recoded from OCC80 from 1988-2010, and from OCC10 in 2012+.
The above collapsed numbers are for convenience of display only.

1909. Respondent's Father's Occupation, 1988 Census

[VAR: PAISCO88]

RESPONSE	PUNCH	YEAR														
		1972-82	1982B	1983-87	1987B	1988-91	1993-98	2000	2002	2004	2006	2008	2010	2012	2014	ALL
Armed Forces	0110	0	0	0	0	79	80	21	53	42	58	45	41	75	55	549
Legislators	1110-1319	0	0	0	0	717	1172	280	332	294	276	182	209	343	471	4276
Professionals	2110-2460	0	0	0	0	461	948	239	225	293	295	197	206	208	258	3330
Technicians	3100-3480	0	0	0	0	281	531	137	136	128	159	114	111	99	155	1851
Clerks	4100-4223	0	0	0	0	156	264	55	59	63	61	40	34	45	57	834
Service Workers	5100-5230	0	0	0	0	246	467	141	107	110	138	105	104	102	118	1638
Skilled Agricultural Workers	6110-6210	0	0	0	0	746	1097	288	214	203	240	158	144	16	26	3132
Craft and Related Workers	7110-7520	0	0	0	0	1046	1850	468	488	504	544	378	360	300	412	6350
Plant Machine Operators	8110-8400	0	0	0	0	706	1170	367	343	335	337	219	256	217	265	4215
Elementary Occupations	9110-9333	0	0	0	0	504	806	220	208	229	261	178	154	190	206	2956
No Answer	9999	0	0	0	0	0	0	0	0	0	0	0	0	0	0	0
Not applicable	IAP	13626	354	7542	353	965	1949	601	600	611	2141	407	425	379	515	30468

REMARKS: PAISCO88 was recoded from PAOCC80 from 1988-2010, and from PAOCC10 in 2012+.
The above collapsed numbers are for convenience of display only.

1910. Respondent's Mother's Occupation, 1988 Census

[VAR: MAISCO88]

RESPONSE	PUNCH	YEAR														
		1972-82	1982B	1983-87	1987B	1988-91	1993-98	2000	2002	2004	2006	2008	2010	2012	2014	ALL
Armed Forces	0110	0	0	0	0	0	1	0	3	1	8	2	5	24	1	45
Legislators	1110-1319	0	0	0	0	0	334	124	131	130	126	92	108	111	141	1297
Professionals	2110-2460	0	0	0	0	0	741	265	262	335	357	220	270	218	290	2958
Technicians	3100-3480	0	0	0	0	0	357	109	101	148	124	101	109	162	228	1439
Clerks	4100-4223	0	0	0	0	0	1033	325	339	307	326	269	260	236	356	3451
Service Workers	5100-5230	0	0	0	0	0	971	335	352	353	335	269	263	225	277	3380
Skilled Agricultural Workers	6110-6210	0	0	0	0	0	37	11	6	6	14	14	9	2	0	99
Craft and Related Workers	7110-7520	0	0	0	0	0	197	60	45	39	67	41	42	60	69	620
Plant Machine Operators	8110-8400	0	0	0	0	0	691	208	213	189	211	143	153	151	163	2122
Elementary Occupations	9110-9333	0	0	0	0	0	597	186	167	188	227	134	124	138	149	1910
No Answer	9999	0	0	0	0	0	0	0	0	0	0	0	0	0	0	0
Not applicable	IAP	13626	354	7542	353	5907	5375	1194	1146	1116	2715	738	701	647	864	42278

REMARKS: MAISCO88 was recoded from MAOCC80 from 1988-2010, and from MAOCC10 in 2012+.
The above collapsed numbers are for convenience of display only.

1911. Respondent's Spouse's Occupation, 1988 Census

[VAR: SPISCO88]

RESPONSE	PUNCH	YEAR														
		1972-82	1982B	1983-87	1987B	1988-91	1993-98	2000	2002	2004	2006	2008	2010	2012	2014	ALL
Armed Forces	0110	0	0	0	0	33	30	8	8	6	20	8	9	37	21	180
Legislators	1110-1319	0	0	0	0	376	715	175	196	247	243	128	115	162	182	2539
Professionals	2110-2460	0	0	0	0	468	841	222	228	284	419	179	159	187	262	3249
Technicians	3100-3480	0	0	0	0	296	546	119	130	165	215	105	105	126	194	2001
Clerks	4100-4223	0	0	0	0	447	692	152	150	146	229	122	112	90	129	2269
Service Workers	5100-5230	0	0	0	0	324	545	109	132	151	219	97	81	92	123	1873
Skilled Agricultural Workers	6110-6210	0	0	0	0	49	58	17	12	10	17	13	6	16	15	213
Craft and Related Workers	7110-7520	0	0	0	0	413	609	136	139	138	254	90	94	104	130	2107
Plant Machine Operators	8100-8400	0	0	0	0	341	493	154	116	118	202	91	84	83	110	1792
Elementary Occupations	9110-9333	0	0	0	0	219	365	87	89	94	179	77	56	78	106	1350
No Answer	9999	0	0	0	0	0	0	0	0	4	0	0	0	0	0	4
Not applicable	IAP	13626	354	7542	353	2941	5440	1638	1565	1449	2513	1113	1223	999	1266	42022

REMARKS: SPISCO88 was recoded from SPOCC80 from 1988-2010, and from SPOCC10 in 2012+.
The above collapsed numbers are for convenience of display only.

1912. RESPONDENT SOCIOECONOMIC INDEX (1980)

[VAR: SEI]

<u>RESPONSE</u>	<u>PUNCH</u>	<u>YEAR</u>														
		<u>1972-82</u>	<u>1982B</u>	<u>1983-87</u>	<u>1987B</u>	<u>1988-91</u>	<u>1993-98</u>	<u>2000</u>	<u>2002</u>	<u>2004</u>	<u>2006</u>	<u>2008</u>	<u>2010</u>	<u>2012</u>	<u>2014</u>	<u>ALL</u>
0-9.9	0-9.9	0	0	0	0	0	0	0	0	0	0	0	0	0	0	0
10.0-19.9	10.0-19.9	0	0	0	0	104	105	26	16	17	23	11	15	0	0	317
20.0-29.9	20.0-29.9	0	0	0	0	946	1674	459	444	409	722	343	298	0	0	5295
30.0-39.9	30.0-39.9	0	0	0	0	2040	3291	833	827	787	1339	625	616	0	0	10358
40.0-49.9	40.0-49.9	0	0	0	0	419	651	143	188	152	293	112	112	0	0	2070
50.0-59.9	50.0-59.9	0	0	0	0	428	943	232	227	243	356	133	177	0	0	2739
60.0-69.9	60.0-69.9	0	0	0	0	775	1532	472	462	512	724	342	329	0	0	5148
70.0-79.9	70.0-79.9	0	0	0	0	466	906	284	247	266	378	189	173	0	0	2909
80.0-89.9	80.0-89.9	0	0	0	0	270	560	173	196	226	341	128	136	0	0	2030
90.0-99.7	90.0-99.7	0	0	0	0	63	137	31	30	37	66	28	19	0	0	411
Not applicable	IAP	13626	354	7542	353	396	535	164	128	163	268	112	169	1974	2538	28322

REMARKS: Based on procedures that Otis Dudley Duncan developed, Keiko Nakao and Judith Treas have created a new SEI based on the 1989 GSS study of occupational prestige. The new SEI scores have been assigned to all cases coded according to the 1980 Census occupational scheme. There is an implied decimal point between the second and third digits. The above collapsed codes are presented for convenience of display only. See GSS Methodological Report No. 74.

1913. R'S SOCIOECONOMIC INDEX OF 1ST OCCUPATION (1980)

[VAR: FIRSTSEI]

<u>RESPONSE</u>	<u>PUNCH</u>	<u>YEAR</u>														
		<u>1972-82</u>	<u>1982B</u>	<u>1983-87</u>	<u>1987B</u>	<u>1988-91</u>	<u>1993-98</u>	<u>2000</u>	<u>2002</u>	<u>2004</u>	<u>2006</u>	<u>2008</u>	<u>2010</u>	<u>2012</u>	<u>2014</u>	<u>ALL</u>
0-9.9	0-9.9	0	0	0	0	0	0	0	0	0	0	0	0	0	0	0
10.0-19.9	10.0-19.9	0	0	0	0	0	36	0	0	0	0	0	0	0	0	36
20.0-29.9	20.0-29.9	0	0	0	0	0	286	0	0	0	0	0	0	0	0	286
30.0-39.9	30.0-39.9	0	0	0	0	0	596	0	0	0	0	0	0	0	0	596
40.0-49.9	40.0-49.9	0	0	0	0	0	72	0	0	0	0	0	0	0	0	72
50.0-59.9	50.0-59.9	0	0	0	0	0	73	0	0	0	0	0	0	0	0	73
60.0-69.9	60.0-69.9	0	0	0	0	0	108	0	0	0	0	0	0	0	0	108
70.0-79.9	70.0-79.9	0	0	0	0	0	117	0	0	0	0	0	0	0	0	117
80.0-89.9	80.0-89.9	0	0	0	0	0	57	0	0	0	0	0	0	0	0	57
90.0-99.7	90.0-99.7	0	0	0	0	0	16	0	0	0	0	0	0	0	0	16
Not applicable	IAP	13626	354	7542	353	5907	8973	2817	2765	2812	4510	2023	2044	1974	2538	58238

REMARKS: Based on procedures that Otis Dudley Duncan developed, Keiko Nakao and Judith Treas have created a new SEI based on the 1989 GSS study of occupational prestige. The new SEI scores have been assigned to all cases coded according to the 1980 Census occupational scheme. There is an implied decimal point between the second and third digits. The above collapsed codes are presented for convenience of display only. See GSS Methodological Report No. 74.

1914. R'S FATHER'S SOCIOECONOMIC INDEX (1980)

[VAR: PASEI]

<u>RESPONSE</u>	<u>PUNCH</u>	<u>YEAR</u>														
		<u>1972-82</u>	<u>1982B</u>	<u>1983-87</u>	<u>1987B</u>	<u>1988-91</u>	<u>1993-98</u>	<u>2000</u>	<u>2002</u>	<u>2004</u>	<u>2006</u>	<u>2008</u>	<u>2010</u>	<u>2012</u>	<u>2014</u>	<u>ALL</u>
0-9.9	0-9.9	0	0	0	0	0	0	0	0	0	0	0	0	0	0	0
10.0-19.9	10.0-19.9	0	0	0	0	16	28	13	5	6	7	2	3	0	0	80
20.0-29.9	20.0-29.9	0	0	0	0	796	1317	374	355	392	451	297	262	0	0	4244
30.0-39.9	30.0-39.9	0	0	0	0	1965	3167	883	751	744	784	554	561	0	0	9409
40.0-49.9	40.0-49.9	0	0	0	0	499	817	186	221	219	254	168	176	0	0	2540
50.0-59.9	50.0-59.9	0	0	0	0	359	697	152	179	168	175	113	92	0	0	1935
60.0-69.9	60.0-69.9	0	0	0	0	708	1200	313	331	306	325	221	254	0	0	3658
70.0-79.9	70.0-79.9	0	0	0	0	178	366	96	97	117	107	71	66	0	0	1098
80.0-89.9	80.0-89.9	0	0	0	0	254	503	130	128	144	147	114	115	0	0	1535
90.0-99.7	90.0-99.7	0	0	0	0	88	210	48	45	63	61	31	49	0	0	595
Not applicable	IAP	13626	354	7542	353	1044	2029	622	653	653	2199	452	466	1974	2538	34505

REMARKS: Based on procedures that Otis Dudley Duncan developed, Keiko Nakao and Judith Treas have created a new SEI based on the 1989 GSS study of occupational prestige. The new SEI scores have been assigned to all cases coded according to the 1980 Census occupational scheme. There is an implied decimal point between the second and third digits. The above collapsed codes are presented for convenience of display only. See GSS Methodological Report No. 74.

1915. R'S MOTHER'S SOCIOECONOMIC INDEX (1980)

[VAR: MASEI]

<u>RESPONSE</u>	<u>PUNCH</u>	<u>YEAR</u>														
		<u>1972-82</u>	<u>1982B</u>	<u>1983-87</u>	<u>1987B</u>	<u>1988-91</u>	<u>1993-98</u>	<u>2000</u>	<u>2002</u>	<u>2004</u>	<u>2006</u>	<u>2008</u>	<u>2010</u>	<u>2012</u>	<u>2014</u>	<u>ALL</u>
0-9.9	0-9.9	0	0	0	0	0	0	0	0	0	0	0	0	0	0	0
10.0-19.9	10.0-19.9	0	0	0	0	0	253	71	55	54	50	42	42	0	0	567
20.0-29.9	20.0-29.9	0	0	0	0	0	1500	484	453	453	523	372	352	0	0	4137
30.0-39.9	30.0-39.9	0	0	0	0	0	1632	522	569	548	573	440	421	0	0	4705
40.0-49.9	40.0-49.9	0	0	0	0	0	210	54	42	39	46	29	47	0	0	467
50.0-59.9	50.0-59.9	0	0	0	0	0	299	93	99	121	101	73	75	0	0	861
60.0-69.9	60.0-69.9	0	0	0	0	0	398	139	151	168	167	117	152	0	0	1292
70.0-79.9	70.0-79.9	0	0	0	0	0	529	206	202	252	232	162	186	0	0	1769
80.0-89.9	80.0-89.9	0	0	0	0	0	125	49	39	52	88	42	52	0	0	447
90.0-99.7	90.0-99.7	0	0	0	0	0	12	5	6	8	7	6	11	0	0	55
Not applicable	IAP	13626	354	7542	353	5907	5376	1194	1149	1117	2723	740	706	1974	2538	45299

REMARKS: Based on procedures that Otis Dudley Duncan developed, Keiko Nakao and Judith Treas have created a new SEI based on the 1989 GSS study of occupational prestige. The new SEI scores have been assigned to all cases coded according to the 1980 Census occupational scheme. There is an implied decimal point between the second and third digits. The above collapsed codes are presented for convenience of display only. See GSS Methodological Report No. 74.

1916. R'S SPOUSE'S SOCIOECONOMIC INDEX (1980)

[VAR: SPSEI]

<u>RESPONSE</u>	<u>PUNCH</u>	<u>YEAR</u>														
		<u>1972-82</u>	<u>1982B</u>	<u>1983-87</u>	<u>1987B</u>	<u>1988-91</u>	<u>1993-98</u>	<u>2000</u>	<u>2002</u>	<u>2004</u>	<u>2006</u>	<u>2008</u>	<u>2010</u>	<u>2012</u>	<u>2014</u>	<u>ALL</u>
0-9.9	0-9.9	0	0	0	0	0	0	0	0	0	0	0	0	0	0	0
10.0-19.9	10.0-19.9	0	0	0	0	33	53	5	5	5	9	4	4	0	0	118
20.0-29.9	20.0-29.9	0	0	0	0	455	678	180	158	162	303	123	117	0	0	2176
30.0-39.9	30.0-39.9	0	0	0	0	1032	1539	361	343	372	586	278	237	0	0	4748
40.0-49.9	40.0-49.9	0	0	0	0	235	408	96	104	89	158	77	61	0	0	1228
50.0-59.9	50.0-59.9	0	0	0	0	257	458	115	109	129	172	60	61	0	0	1361
60.0-69.9	60.0-69.9	0	0	0	0	449	851	199	225	298	316	181	168	0	0	2687
70.0-79.9	70.0-79.9	0	0	0	0	264	469	110	124	161	212	100	88	0	0	1528
80.0-89.9	80.0-89.9	0	0	0	0	153	314	79	100	101	182	65	58	0	0	1052
90.0-99.7	90.0-99.7	0	0	0	0	55	94	26	24	36	39	14	18	0	0	306
Not applicable	IAP	13626	354	7542	353	2974	5470	1646	1573	1459	2533	1121	1232	1974	2538	44395

REMARKS: Based on procedures that Otis Dudley Duncan developed, Keiko Nakao and Judith Treas have created a new SEI based on the 1989 GSS study of occupational prestige. The new SEI scores have been assigned to all cases coded according to the 1980 Census occupational scheme. There is an implied decimal point between the second and third digits. The above collapsed codes are presented for convenience of display only. See GSS Methodological Report No. 74.

1917. A. R's SOCIOECONOMIC INDEX (2010)

[VAR: SEI10]

<u>RESPONSE</u>	<u>PUNCH</u>	<u>YEAR</u>														
		<u>1972-82</u>	<u>1982B</u>	<u>1983-87</u>	<u>1987B</u>	<u>1988-91</u>	<u>1993-98</u>	<u>2000</u>	<u>2002</u>	<u>2004</u>	<u>2006</u>	<u>2008</u>	<u>2010</u>	<u>2012</u>	<u>2014</u>	<u>ALL</u>
0-9.9	0-9.9	0	0	0	0	0	0	0	0	0	0	0	0	0	1	1
10.0-19.9	10.0-19.9	0	0	0	0	0	0	0	0	0	0	0	0	185	221	406
20.0-29.9	20.0-29.9	0	0	0	0	0	0	0	0	0	0	0	0	420	523	943
30.0-39.9	30.0-39.9	0	0	0	0	0	0	0	0	0	0	0	0	330	487	817
40.0-49.9	40.0-49.9	0	0	0	0	0	0	0	0	0	0	0	0	159	214	373
50.0-59.9	50.0-59.9	0	0	0	0	0	0	0	0	0	0	0	0	162	258	420
60.0-69.9	60.0-69.9	0	0	0	0	0	0	0	0	0	0	0	0	212	264	476
70.0-79.9	70.0-79.9	0	0	0	0	0	0	0	0	0	0	0	0	156	175	331
80.0-89.9	80.0-89.9	0	0	0	0	0	0	0	0	0	0	0	0	228	248	476
90.0-99.7	90.0-99.7	0	0	0	0	0	0	0	0	0	0	0	0	19	36	55
Not applicable	IAP	13626	354	7542	353	5907	10334	2817	2765	2812	4510	2023	2044	103	111	55301

REMARKS: The response categories have been collapsed for convenience of display. SEI10 is based on the 2010 Census occupation classification. It is estimated from 539 occupational categories, using PRESTG105PLUS. Please refer to GSS Methodological Report 124 for more information..

B. PERCENTAGE OF SOME COLLEGE EDUC IN OCC10 BASED ON ACS 2010

[VAR: SEI10EDUC]

<u>RESPONSE</u>	<u>PUNCH</u>	<u>YEAR</u>														
		<u>1972-82</u>	<u>1982B</u>	<u>1983-87</u>	<u>1987B</u>	<u>1988-91</u>	<u>1993-98</u>	<u>2000</u>	<u>2002</u>	<u>2004</u>	<u>2006</u>	<u>2008</u>	<u>2010</u>	<u>2012</u>	<u>2014</u>	<u>ALL</u>
0-9.9	0-9.9	0	0	0	0	0	0	0	0	0	0	0	0	1	0	1
10.0-19.9	10.0-19.9	0	0	0	0	0	0	0	0	0	0	0	0	107	144	251
20.0-29.9	20.0-29.9	0	0	0	0	0	0	0	0	0	0	0	0	291	358	649
30.0-39.9	30.0-39.9	0	0	0	0	0	0	0	0	0	0	0	0	174	219	393
40.0-49.9	40.0-49.9	0	0	0	0	0	0	0	0	0	0	0	0	191	262	453
50.0-59.9	50.0-59.9	0	0	0	0	0	0	0	0	0	0	0	0	297	402	699
60.0-69.9	60.0-69.9	0	0	0	0	0	0	0	0	0	0	0	0	113	176	289
70.0-79.9	70.0-79.9	0	0	0	0	0	0	0	0	0	0	0	0	186	248	434
80.0-89.9	80.0-89.9	0	0	0	0	0	0	0	0	0	0	0	0	155	207	362
90.0-99.7	90.0-99.7	0	0	0	0	0	0	0	0	0	0	0	0	354	404	758
Don't know	99.8	0	0	0	0	0	0	0	0	0	0	0	0	1	7	8
No Answer	99.9	0	0	0	0	0	0	0	0	0	0	0	0	1	0	1
Not applicable	IAP	13626	354	7542	353	5907	10334	2817	2765	2812	4510	2023	2044	103	111	55301

REMARKS: The response categories have been collapsed for convenience of display. Percentage of those who had some college or more education among those who had the same occupation as in OCC10 in American Community Survey between 2010 and 2012 (25-64 years old only). This percentage is not from the GSS but it is used to calculate SEI10.

C. PERCENTAGE OF \$45K+ EARNERS IN OCC10 BASED ON ACS 2010

[VAR: SEI10INC]

<u>RESPONSE</u>	<u>PUNCH</u>	<u>YEAR</u>														
		<u>1972-82</u>	<u>1982B</u>	<u>1983-87</u>	<u>1987B</u>	<u>1988-91</u>	<u>1993-98</u>	<u>2000</u>	<u>2002</u>	<u>2004</u>	<u>2006</u>	<u>2008</u>	<u>2010</u>	<u>2012</u>	<u>2014</u>	<u>ALL</u>
0-9.9	0-9.9	0	0	0	0	0	0	0	0	0	0	0	0	276	313	589
10.0-19.9	10.0-19.9	0	0	0	0	0	0	0	0	0	0	0	0	266	370	636
20.0-29.9	20.0-29.9	0	0	0	0	0	0	0	0	0	0	0	0	234	303	537
30.0-39.9	30.0-39.9	0	0	0	0	0	0	0	0	0	0	0	0	199	313	512
40.0-49.9	40.0-49.9	0	0	0	0	0	0	0	0	0	0	0	0	122	196	318
50.0-59.9	50.0-59.9	0	0	0	0	0	0	0	0	0	0	0	0	162	185	347
60.0-69.9	60.0-69.9	0	0	0	0	0	0	0	0	0	0	0	0	200	274	474
70.0-79.9	70.0-79.9	0	0	0	0	0	0	0	0	0	0	0	0	233	239	472
80.0-89.9	80.0-89.9	0	0	0	0	0	0	0	0	0	0	0	0	114	146	260
90.0-99.7	90.0-99.7	0	0	0	0	0	0	0	0	0	0	0	0	65	88	153
Don't know	99.8	0	0	0	0	0	0	0	0	0	0	0	0	0	0	0
No Answer	99.9	0	0	0	0	0	0	0	0	0	0	0	0	0	0	0
Not applicable	IAP	13626	354	7542	353	5907	10334	2817	2765	2812	4510	2023	2044	103	111	55301

REMARKS: The response categories have been collapsed for convenience of display. Percentage of those who earned \$45,000 or more among those who had the same occupation as in OCC10 in American Community Survey between 2010 and 2012 (25-64 years old only). This percentage is not from the GSS but it is used to calculate SEI10.

1918. A. R'S FATHER'S SOCIOECONOMIC INDEX (2010)

[VAR: PASEI10]

<u>RESPONSE</u>	<u>PUNCH</u>	<u>YEAR</u>														
		<u>1972-82</u>	<u>1982B</u>	<u>1983-87</u>	<u>1987B</u>	<u>1988-91</u>	<u>1993-98</u>	<u>2000</u>	<u>2002</u>	<u>2004</u>	<u>2006</u>	<u>2008</u>	<u>2010</u>	<u>2012</u>	<u>2014</u>	<u>ALL</u>
0-9.9	0-9.9	0	0	0	0	0	0	0	0	0	0	0	0	2	0	2
10.0-19.9	10.0-19.9	0	0	0	0	0	0	0	0	0	0	0	0	99	118	217
20.0-29.9	20.0-29.9	0	0	0	0	0	0	0	0	0	0	0	0	293	334	627
30.0-39.9	30.0-39.9	0	0	0	0	0	0	0	0	0	0	0	0	377	516	893
40.0-49.9	40.0-49.9	0	0	0	0	0	0	0	0	0	0	0	0	202	295	497
50.0-59.9	50.0-59.9	0	0	0	0	0	0	0	0	0	0	0	0	135	235	370
60.0-69.9	60.0-69.9	0	0	0	0	0	0	0	0	0	0	0	0	228	228	456
70.0-79.9	70.0-79.9	0	0	0	0	0	0	0	0	0	0	0	0	85	103	188
80.0-89.9	80.0-89.9	0	0	0	0	0	0	0	0	0	0	0	0	130	141	271
90.0-99.7	90.0-99.7	0	0	0	0	0	0	0	0	0	0	0	0	38	44	82
Don't know	99.8	0	0	0	0	0	0	0	0	0	0	0	0	0	0	0
No Answer	99.9	0	0	0	0	0	0	0	0	0	0	0	0	0	0	0
Not applicable	IAP	13626	354	7542	353	5907	10334	2817	2765	2812	4510	2023	2044	385	524	55996

REMARKS: The response categories have been collapsed for convenience of display. PASEI10 is based on the 2010 Census occupation classification. It is estimated from 539 occupational categories, using PAPRES105PLUS.
Please refer to GSS Methodological Report 124 for more information..

B. PERCENTAGE OF SOME COLLEGE EDUC IN PAOCC10 BASED ON ACS 2010

[VAR: PASEI10EDUC]

<u>RESPONSE</u>	<u>PUNCH</u>	<u>YEAR</u>														
		<u>1972-82</u>	<u>1982B</u>	<u>1983-87</u>	<u>1987B</u>	<u>1988-91</u>	<u>1993-98</u>	<u>2000</u>	<u>2002</u>	<u>2004</u>	<u>2006</u>	<u>2008</u>	<u>2010</u>	<u>2012</u>	<u>2014</u>	<u>ALL</u>
0-9.9	0-9.9	0	0	0	0	0	0	0	0	0	0	0	0	0	0	0
10.0-19.9	10.0-19.9	0	0	0	0	0	0	0	0	0	0	0	0	136	161	297
20.0-29.9	20.0-29.9	0	0	0	0	0	0	0	0	0	0	0	0	365	474	839
30.0-39.9	30.0-39.9	0	0	0	0	0	0	0	0	0	0	0	0	187	211	398
40.0-49.9	40.0-49.9	0	0	0	0	0	0	0	0	0	0	0	0	222	279	501
50.0-59.9	50.0-59.9	0	0	0	0	0	0	0	0	0	0	0	0	131	206	337
60.0-69.9	60.0-69.9	0	0	0	0	0	0	0	0	0	0	0	0	46	107	153
70.0-79.9	70.0-79.9	0	0	0	0	0	0	0	0	0	0	0	0	197	228	425
80.0-89.9	80.0-89.9	0	0	0	0	0	0	0	0	0	0	0	0	99	113	212
90.0-99.7	90.0-99.7	0	0	0	0	0	0	0	0	0	0	0	0	205	234	439
Don't know	99.8	0	0	0	0	0	0	0	0	0	0	0	0	0	1	1
No Answer	99.9	0	0	0	0	0	0	0	0	0	0	0	0	1	0	1
Not applicable	IAP	13626	354	7542	353	5907	10334	2817	2765	2812	4510	2023	2044	385	524	55996

REMARKS: The response categories have been collapsed for convenience of display. Percentage of those who had some college or more education among those who had the same occupation as in PAOCC10 in American Community Survey between 2010 and 2012 (25-64 years old only). This percentage is not from the GSS but it is used to calculate PASEI10.

C. PERCENTAGE OF \$45K+ EARNERS IN PAOCC10 BASED ON ACS 2010

[VAR: PASEI10INC]

<u>RESPONSE</u>	<u>PUNCH</u>	<u>YEAR</u>														
		<u>1972-82</u>	<u>1982B</u>	<u>1983-87</u>	<u>1987B</u>	<u>1988-91</u>	<u>1993-98</u>	<u>2000</u>	<u>2002</u>	<u>2004</u>	<u>2006</u>	<u>2008</u>	<u>2010</u>	<u>2012</u>	<u>2014</u>	<u>ALL</u>
0-9.9	0-9.9	0	0	0	0	0	0	0	0	0	0	0	0	79	90	169
10.0-19.9	10.0-19.9	0	0	0	0	0	0	0	0	0	0	0	0	128	145	273
20.0-29.9	20.0-29.9	0	0	0	0	0	0	0	0	0	0	0	0	160	185	345
30.0-39.9	30.0-39.9	0	0	0	0	0	0	0	0	0	0	0	0	235	376	611
40.0-49.9	40.0-49.9	0	0	0	0	0	0	0	0	0	0	0	0	239	343	582
50.0-59.9	50.0-59.9	0	0	0	0	0	0	0	0	0	0	0	0	164	204	368
60.0-69.9	60.0-69.9	0	0	0	0	0	0	0	0	0	0	0	0	207	240	447
70.0-79.9	70.0-79.9	0	0	0	0	0	0	0	0	0	0	0	0	226	217	443
80.0-89.9	80.0-89.9	0	0	0	0	0	0	0	0	0	0	0	0	57	99	156
90.0-99.7	90.0-99.7	0	0	0	0	0	0	0	0	0	0	0	0	94	115	209
Don't know	99.8	0	0	0	0	0	0	0	0	0	0	0	0	0	0	0
No Answer	99.9	0	0	0	0	0	0	0	0	0	0	0	0	0	0	0
Not applicable	IAP	13626	354	7542	353	5907	10334	2817	2765	2812	4510	2023	2044	385	524	55996

REMARKS: The response categories have been collapsed for convenience of display. Percentage of those who earned \$45,000 or more among those who had the same occupation as in PAOCC10 in American Community Survey between 2010 and 2012 (25-64 years old only). This percentage is not from the GSS but it is used to calculate PASEI10.

1919. A. R'S MOTHER'S SOCIOECONOMIC INDEX (2010)

[VAR: MASEI10]

<u>RESPONSE</u>	<u>PUNCH</u>	<u>YEAR</u>														
		<u>1972-82</u>	<u>1982B</u>	<u>1983-87</u>	<u>1987B</u>	<u>1988-91</u>	<u>1993-98</u>	<u>2000</u>	<u>2002</u>	<u>2004</u>	<u>2006</u>	<u>2008</u>	<u>2010</u>	<u>2012</u>	<u>2014</u>	<u>ALL</u>
0-9.9	0-9.9	0	0	0	0	0	0	0	0	0	0	0	0	4	1	5
10.0-19.9	10.0-19.9	0	0	0	0	0	0	0	0	0	0	0	0	270	295	565
20.0-29.9	20.0-29.9	0	0	0	0	0	0	0	0	0	0	0	0	276	372	648
30.0-39.9	30.0-39.9	0	0	0	0	0	0	0	0	0	0	0	0	284	383	667
40.0-49.9	40.0-49.9	0	0	0	0	0	0	0	0	0	0	0	0	124	170	294
50.0-59.9	50.0-59.9	0	0	0	0	0	0	0	0	0	0	0	0	66	96	162
60.0-69.9	60.0-69.9	0	0	0	0	0	0	0	0	0	0	0	0	76	94	170
70.0-79.9	70.0-79.9	0	0	0	0	0	0	0	0	0	0	0	0	76	74	150
80.0-89.9	80.0-89.9	0	0	0	0	0	0	0	0	0	0	0	0	141	174	315
90.0-99.7	90.0-99.7	0	0	0	0	0	0	0	0	0	0	0	0	10	13	23
Don't know	99.8	0	0	0	0	0	0	0	0	0	0	0	0	0	0	0
No Answer	99.9	0	0	0	0	0	0	0	0	0	0	0	0	0	0	0
Not applicable	IAP	13626	354	7542	353	5907	10334	2817	2765	2812	4510	2023	2044	647	866	56600

REMARKS: The response categories have been collapsed for convenience of display. MASEI10 is based on the 2010 Census occupation classification. It is estimated from 539 occupational categories, using MAPRES105PLUS. Please refer to GSS Methodological Report 124 for more information..

B. PERCENTAGE OF SOME COLLEGE EDUC IN SPOCC10 BASED ON ACS 2010

[VAR: MASE10EDUC]

<u>RESPONSE</u>	<u>PUNCH</u>	<u>YEAR</u>														
		<u>1972-82</u>	<u>1982B</u>	<u>1983-87</u>	<u>1987B</u>	<u>1988-91</u>	<u>1993-98</u>	<u>2000</u>	<u>2002</u>	<u>2004</u>	<u>2006</u>	<u>2008</u>	<u>2010</u>	<u>2012</u>	<u>2014</u>	<u>ALL</u>
0-9.9	0-9.9	0	0	0	0	0	0	0	0	0	0	0	0	0	1	1
10.0-19.9	10.0-19.9	0	0	0	0	0	0	0	0	0	0	0	0	185	180	365
20.0-29.9	20.0-29.9	0	0	0	0	0	0	0	0	0	0	0	0	131	147	278
30.0-39.9	30.0-39.9	0	0	0	0	0	0	0	0	0	0	0	0	142	194	336
40.0-49.9	40.0-49.9	0	0	0	0	0	0	0	0	0	0	0	0	142	215	357
50.0-59.9	50.0-59.9	0	0	0	0	0	0	0	0	0	0	0	0	324	417	741
60.0-69.9	60.0-69.9	0	0	0	0	0	0	0	0	0	0	0	0	56	88	144
70.0-79.9	70.0-79.9	0	0	0	0	0	0	0	0	0	0	0	0	72	98	170
80.0-89.9	80.0-89.9	0	0	0	0	0	0	0	0	0	0	0	0	72	77	149
90.0-99.7	90.0-99.7	0	0	0	0	0	0	0	0	0	0	0	0	200	253	453
Don't know	99.8	0	0	0	0	0	0	0	0	0	0	0	0	0	0	0
No Answer	99.9	0	0	0	0	0	0	0	0	0	0	0	0	3	2	5
Not applicable	IAP	13626	354	7542	353	5907	10334	2817	2765	2812	4510	2023	2044	647	866	56600

REMARKS: The response categories have been collapsed for convenience of display. Percentage of those who had some college or more education among those who had the same occupation as in MAOCC10 in American Community Survey between 2010 and 2012 (25-64 years old only). This percentage is not from the GSS but it is used to calculate MASE110.

C. PERCENTAGE OF \$45K+ EARNERS IN PAOCC10 BASED ON ACS 2010

[VAR: MASE10INC]

<u>RESPONSE</u>	<u>PUNCH</u>	<u>YEAR</u>														
		<u>1972-82</u>	<u>1982B</u>	<u>1983-87</u>	<u>1987B</u>	<u>1988-91</u>	<u>1993-98</u>	<u>2000</u>	<u>2002</u>	<u>2004</u>	<u>2006</u>	<u>2008</u>	<u>2010</u>	<u>2012</u>	<u>2014</u>	<u>ALL</u>
0-9.9	0-9.9	0	0	0	0	0	0	0	0	0	0	0	0	346	433	779
10.0-19.9	10.0-19.9	0	0	0	0	0	0	0	0	0	0	0	0	209	234	443
20.0-29.9	20.0-29.9	0	0	0	0	0	0	0	0	0	0	0	0	198	310	508
30.0-39.9	30.0-39.9	0	0	0	0	0	0	0	0	0	0	0	0	147	159	306
40.0-49.9	40.0-49.9	0	0	0	0	0	0	0	0	0	0	0	0	37	82	119
50.0-59.9	50.0-59.9	0	0	0	0	0	0	0	0	0	0	0	0	122	137	259
60.0-69.9	60.0-69.9	0	0	0	0	0	0	0	0	0	0	0	0	103	131	234
70.0-79.9	70.0-79.9	0	0	0	0	0	0	0	0	0	0	0	0	85	84	169
80.0-89.9	80.0-89.9	0	0	0	0	0	0	0	0	0	0	0	0	68	86	154
90.0-99.7	90.0-99.7	0	0	0	0	0	0	0	0	0	0	0	0	12	16	28
Don't know	99.8	0	0	0	0	0	0	0	0	0	0	0	0	0	0	0
No Answer	99.9	0	0	0	0	0	0	0	0	0	0	0	0	0	0	0
Not applicable	IAP	13626	354	7542	353	5907	10334	2817	2765	2812	4510	2023	2044	647	866	56600

REMARKS: The response categories have been collapsed for convenience of display. Percentage of those who earned \$45,000 or more among those who had the same occupation as in MAOCC10 in American Community Survey between 2010 and 2012 (25-64 years old only). This percentage is not from the GSS but it is used to calculate MASE10.

1920. A. R'S SPOUSE'S SOCIOECONOMIC INDEX (2010)

[VAR: SPSEI10]

<u>RESPONSE</u>	<u>PUNCH</u>	<u>YEAR</u>														
		<u>1972-82</u>	<u>1982B</u>	<u>1983-87</u>	<u>1987B</u>	<u>1988-91</u>	<u>1993-98</u>	<u>2000</u>	<u>2002</u>	<u>2004</u>	<u>2006</u>	<u>2008</u>	<u>2010</u>	<u>2012</u>	<u>2014</u>	<u>ALL</u>
0-9.9	0-9.9	0	0	0	0	0	0	0	0	0	0	0	0	0	1	1
10.0-19.9	10.0-19.9	0	0	0	0	0	0	0	0	0	0	0	0	40	69	109
20.0-29.9	20.0-29.9	0	0	0	0	0	0	0	0	0	0	0	0	126	165	291
30.0-39.9	30.0-39.9	0	0	0	0	0	0	0	0	0	0	0	0	185	226	411
40.0-49.9	40.0-49.9	0	0	0	0	0	0	0	0	0	0	0	0	74	98	172
50.0-59.9	50.0-59.9	0	0	0	0	0	0	0	0	0	0	0	0	68	147	215
60.0-69.9	60.0-69.9	0	0	0	0	0	0	0	0	0	0	0	0	114	128	242
70.0-79.9	70.0-79.9	0	0	0	0	0	0	0	0	0	0	0	0	91	88	179
80.0-89.9	80.0-89.9	0	0	0	0	0	0	0	0	0	0	0	0	104	134	238
90.0-99.7	90.0-99.7	0	0	0	0	0	0	0	0	0	0	0	0	23	27	50
Don't know	99.8	0	0	0	0	0	0	0	0	0	0	0	0	0	0	0
No Answer	99.9	0	0	0	0	0	0	0	0	0	0	0	0	0	0	0
Not applicable	IAP	13626	354	7542	353	5907	10334	2817	2765	2812	4510	2023	2044	1149	1455	57691

REMARKS: The response categories have been collapsed for convenience of display. SPSEI10 is based on the 2010 Census occupation classification. It is estimated from 539 occupational categories, using SPPRES105PLUS. Please refer to GSS Methodological Report 124 for more information.

B. PERCENTAGE OF SOME COLLEGE EDUC IN SPOCC10 BASED ON ACS 2010

[VAR: SPSEI10EDUC]

<u>RESPONSE</u>	<u>PUNCH</u>	<u>YEAR</u>														
		<u>1972-82</u>	<u>1982B</u>	<u>1983-87</u>	<u>1987B</u>	<u>1988-91</u>	<u>1993-98</u>	<u>2000</u>	<u>2002</u>	<u>2004</u>	<u>2006</u>	<u>2008</u>	<u>2010</u>	<u>2012</u>	<u>2014</u>	<u>ALL</u>
0-9.9	0-9.9	0	0	0	0	0	0	0	0	0	0	0	0	0	0	0
10.0-19.9	10.0-19.9	0	0	0	0	0	0	0	0	0	0	0	0	35	49	84
20.0-29.9	20.0-29.9	0	0	0	0	0	0	0	0	0	0	0	0	116	170	286
30.0-39.9	30.0-39.9	0	0	0	0	0	0	0	0	0	0	0	0	76	79	155
40.0-49.9	40.0-49.9	0	0	0	0	0	0	0	0	0	0	0	0	65	82	147
50.0-59.9	50.0-59.9	0	0	0	0	0	0	0	0	0	0	0	0	136	168	304
60.0-69.9	60.0-69.9	0	0	0	0	0	0	0	0	0	0	0	0	40	83	123
70.0-79.9	70.0-79.9	0	0	0	0	0	0	0	0	0	0	0	0	90	134	224
80.0-89.9	80.0-89.9	0	0	0	0	0	0	0	0	0	0	0	0	92	90	182
90.0-99.7	90.0-99.7	0	0	0	0	0	0	0	0	0	0	0	0	173	223	396
Don't know	99.8	0	0	0	0	0	0	0	0	0	0	0	0	1	5	6
No Answer	99.9	0	0	0	0	0	0	0	0	0	0	0	0	1	0	1
Not applicable	IAP	13626	354	7542	353	5907	10334	2817	2765	2812	4510	2023	2044	1149	1455	57691

REMARKS: The response categories have been collapsed for convenience of display. Percentage of those who had some college or more education among those who had the same occupation as in SPOCC10 in American Community Survey between 2010 and 2012 (25-64 years old only). This percentage is not from the GSS but it is used to calculate SPSEI10.

C. PERCENTAGE OF \$45K+ EARNERS IN SPOCC10 BASED ON ACS 2010

[VAR: SPSEI10INC]

<u>RESPONSE</u>	<u>PUNCH</u>	<u>YEAR</u>														
		<u>1972-82</u>	<u>1982B</u>	<u>1983-87</u>	<u>1987B</u>	<u>1988-91</u>	<u>1993-98</u>	<u>2000</u>	<u>2002</u>	<u>2004</u>	<u>2006</u>	<u>2008</u>	<u>2010</u>	<u>2012</u>	<u>2014</u>	<u>ALL</u>
0-9.9	0-9.9	0	0	0	0	0	0	0	0	0	0	0	0	57	85	142
10.0-19.9	10.0-19.9	0	0	0	0	0	0	0	0	0	0	0	0	81	120	201
20.0-29.9	20.0-29.9	0	0	0	0	0	0	0	0	0	0	0	0	110	131	241
30.0-39.9	30.0-39.9	0	0	0	0	0	0	0	0	0	0	0	0	108	137	245
40.0-49.9	40.0-49.9	0	0	0	0	0	0	0	0	0	0	0	0	58	103	161
50.0-59.9	50.0-59.9	0	0	0	0	0	0	0	0	0	0	0	0	61	100	161
60.0-69.9	60.0-69.9	0	0	0	0	0	0	0	0	0	0	0	0	103	129	232
70.0-79.9	70.0-79.9	0	0	0	0	0	0	0	0	0	0	0	0	133	136	269
80.0-89.9	80.0-89.9	0	0	0	0	0	0	0	0	0	0	0	0	61	80	141
90.0-99.7	90.0-99.7	0	0	0	0	0	0	0	0	0	0	0	0	53	62	115
Don't know	99.8	0	0	0	0	0	0	0	0	0	0	0	0	0	0	0
No Answer	99.9	0	0	0	0	0	0	0	0	0	0	0	0	0	0	0
Not applicable	IAP	13626	354	7542	353	5907	10334	2817	2765	2812	4510	2023	2044	1149	1455	57691

REMARKS: The response categories have been collapsed for convenience of display. Percentage of those who earned \$45,000 or more among those who had the same occupation as in SPOCC10 in American Community Survey between 2010 and 2012 (25-64 years old only). This percentage is not from the GSS but it is used to calculate SPSEI10.

**WAR AND INTERNATIONAL
(USWAR-EGYPT)**

1921. Do you expect the United States to fight in another war within the next ten years?

[VAR: USWAR]

<u>RESPONSE</u>	<u>PUNCH</u>	<u>YEAR</u>														
		<u>1972-82</u>	<u>1982B</u>	<u>1983-87</u>	<u>1987B</u>	<u>1988-91</u>	<u>1993-98</u>	<u>2000</u>	<u>2002</u>	<u>2004</u>	<u>2006</u>	<u>2008</u>	<u>2010</u>	<u>2012</u>	<u>2014</u>	<u>ALL</u>
Yes	1	4208	279	1439	0	0	0	0	0	0	0	0	508	463	643	7540
No	2	2231	54	820	0	0	0	0	0	0	0	0	212	167	153	3637
Don't know	8	352	21	87	0	0	0	0	0	0	0	0	43	36	28	567
No answer	9	19	0	4	0	0	0	0	0	0	0	0	0	0	0	23
Not applicable	IAP	6816	0	5192	353	5907	10334	2817	2765	2812	4510	2023	1281	1308	1714	47832

1922. Do you expect the United States to fight in another world war within the next ten years?

[VAR: USWARY]

<u>RESPONSE</u>	<u>PUNCH</u>	<u>YEAR</u>														
		<u>1972-82</u>	<u>1982B</u>	<u>1983-87</u>	<u>1987B</u>	<u>1988-91</u>	<u>1993-98</u>	<u>2000</u>	<u>2002</u>	<u>2004</u>	<u>2006</u>	<u>2008</u>	<u>2010</u>	<u>2012</u>	<u>2014</u>	<u>ALL</u>
Yes	1	313	0	997	0	1429	2898	668	575	460	1124	652	336	307	453	10212
No	2	360	0	1130	0	2332	3464	1086	269	368	732	590	302	292	342	11267
Don't know	8	45	0	94	0	180	302	115	64	78	136	22	29	37	56	1158
No answer	9	3	0	32	0	5	224	8	0	0	0	65	0	0	0	337
Not applicable	IAP	12905	354	5289	353	1961	3446	940	1857	1906	2518	694	1377	1338	1687	36625

REMARKS: USWARY appeared on Form 2 in 1976 and 1985. It is a variant of USWAR.

1923. Do you think it will be best for the future of this country if we take an active part in world affairs, or if we stay out of world affairs?

[VAR: USINTL]

<u>RESPONSE</u>	<u>PUNCH</u>	<u>YEAR</u>														
		<u>1972-82</u>	<u>1982B</u>	<u>1983-87</u>	<u>1987B</u>	<u>1988-91</u>	<u>1993-98</u>	<u>2000</u>	<u>2002</u>	<u>2004</u>	<u>2006</u>	<u>2008</u>	<u>2010</u>	<u>2012</u>	<u>2014</u>	<u>ALL</u>
Active part	1	4729	157	3436	0	2708	1049	0	0	0	887	0	0	0	0	12966
Stay out	2	2471	177	1569	0	1091	465	0	0	0	573	0	0	0	0	6346
Don't know	8	306	17	224	0	135	67	0	0	0	54	0	0	0	0	803
No answer	9	25	3	64	0	12	6	0	0	0	4	0	0	0	0	114
Not applicable	IAP	6095	0	2249	353	1961	8747	2817	2765	2812	2992	2023	2044	1974	2538	39370

REMARKS: USINTL appeared on Form 1 in 1985.

1924. Do you think our government should continue to belong to the United Nations, or should we pull out of it now?

[VAR: USUN]

<u>RESPONSE</u>	<u>PUNCH</u>	<u>YEAR</u>														
		<u>1972-82</u>	<u>1982B</u>	<u>1983-87</u>	<u>1987B</u>	<u>1988-91</u>	<u>1993-98</u>	<u>2000</u>	<u>2002</u>	<u>2004</u>	<u>2006</u>	<u>2008</u>	<u>2010</u>	<u>2012</u>	<u>2014</u>	<u>ALL</u>
Continue to belong	1	5781	239	3603	0	3269	1335	0	0	0	0	0	0	0	0	14227
Pull out now	2	1217	77	719	0	471	171	0	0	0	0	0	0	0	0	2655
Don't know	8	516	36	250	0	201	78	0	0	0	0	0	0	0	0	1081
No answer	9	17	2	31	0	5	3	0	0	0	0	0	0	0	0	58
Not applicable	IAP	6095	0	2939	353	1961	8747	2817	2765	2812	4510	2023	2044	1974	2538	41578

1925. Thinking about all the different kinds of governments in the world today, which of these statements comes closest to how you feel about Communism as a form of government? CODE ONE.

HAND CARD X

[VAR: COMMUN]

RESPONSE	PUNCH	YEAR														
		1972-82	1982B	1983-87	1987B	1988-91	1993-98	2000	2002	2004	2006	2008	2010	2012	2014	ALL
It's the worst kind of all	1	4656	130	2544	146	1952	736	0	0	0	0	0	0	0	0	10164
It's bad, but no worse than some others	2	2303	82	1187	99	1262	535	0	0	0	0	0	0	0	0	5468
It's all right for some countries	3	1600	83	550	68	540	219	0	0	0	0	0	0	0	0	3060
It's a good form of government	4	166	12	68	5	45	18	0	0	0	0	0	0	0	0	314
Don't know	8	245	45	103	33	106	46	0	0	0	0	0	0	0	0	578
No answer	9	21	2	21	2	14	5	0	0	0	0	0	0	0	0	65
Not applicable	IAP	4635	0	3069	0	1988	8775	2817	2765	2812	4510	2023	2044	1974	2538	39950

REMARKS: Card X contained the responses for punches 1-4.

1926. What about ten years ago, that is in 1972, which of these statements came closest to how you felt about Communism as a form of government? CODE ONE.

HAND CARD Y

[VAR: COMMUN10]

RESPONSE	PUNCH	YEAR														
		1972-82	1982B	1983-87	1987B	1988-91	1993-98	2000	2002	2004	2006	2008	2010	2012	2014	ALL
It's the worst kind of all	1	964	126	0	0	0	0	0	0	0	0	0	0	0	0	1090
It's bad, but no worse than some others	2	252	75	0	0	0	0	0	0	0	0	0	0	0	0	327
It's all right for some countries	3	146	74	0	0	0	0	0	0	0	0	0	0	0	0	220
It's a good form of government	4	30	5	0	0	0	0	0	0	0	0	0	0	0	0	35
Don't know	8	107	72	0	0	0	0	0	0	0	0	0	0	0	0	179
No answer	9	7	2	0	0	0	0	0	0	0	0	0	0	0	0	9
Not applicable	IAP	12120	0	7542	353	5907	10334	2817	2765	2812	4510	2023	2044	1974	2538	57739

REMARKS: Card Y contained the responses for punches 1-4. See Appendix T, GSS Methodological Report No. 22.

B. Japan

[VAR: JAPAN]

<u>RESPONSE</u>	<u>PUNCH</u>	<u>YEAR</u>														
		<u>1972-82</u>	<u>1982B</u>	<u>1983-87</u>	<u>1987B</u>	<u>1988-91</u>	<u>1993-98</u>	<u>2000</u>	<u>2002</u>	<u>2004</u>	<u>2006</u>	<u>2008</u>	<u>2010</u>	<u>2012</u>	<u>2014</u>	<u>ALL</u>
5	0	409	46	344	0	330	117	0	0	0	0	0	0	0	0	1246
4	1	523	32	418	0	339	112	0	0	0	0	0	0	0	0	1424
3	2	1180	43	874	0	711	238	0	0	0	0	0	0	0	0	3046
2	3	834	27	741	0	505	191	0	0	0	0	0	0	0	0	2298
1	4	1039	48	799	0	716	296	0	0	0	0	0	0	0	0	2898
-1	5	482	31	404	0	329	173	0	0	0	0	0	0	0	0	1419
-2	6	276	20	234	0	186	90	0	0	0	0	0	0	0	0	806
-3	7	288	14	241	0	197	93	0	0	0	0	0	0	0	0	833
-4	8	235	16	124	0	107	67	0	0	0	0	0	0	0	0	549
-5	9	350	19	210	0	324	142	0	0	0	0	0	0	0	0	1045
Don't know, No answer, Not applicable	IAP	8010	58	3153	353	2163	8815	2817	2765	2812	4510	2023	2044	1974	2538	44035

C. England

[VAR: ENGLAND]

<u>RESPONSE</u>	<u>PUNCH</u>	<u>YEAR</u>														
		<u>1972-82</u>	<u>1982B</u>	<u>1983-87</u>	<u>1987B</u>	<u>1988-91</u>	<u>1993-98</u>	<u>2000</u>	<u>2002</u>	<u>2004</u>	<u>2006</u>	<u>2008</u>	<u>2010</u>	<u>2012</u>	<u>2014</u>	<u>ALL</u>
5	0	1082	37	485	0	0	0	0	0	0	0	0	0	0	0	1604
4	1	1078	46	449	0	0	0	0	0	0	0	0	0	0	0	1573
3	2	1397	64	530	0	0	0	0	0	0	0	0	0	0	0	1991
2	3	790	59	314	0	0	0	0	0	0	0	0	0	0	0	1163
1	4	727	34	288	0	0	0	0	0	0	0	0	0	0	0	1049
-1	5	223	19	58	0	0	0	0	0	0	0	0	0	0	0	300
-2	6	106	10	35	0	0	0	0	0	0	0	0	0	0	0	151
-3	7	100	8	37	0	0	0	0	0	0	0	0	0	0	0	145
-4	8	51	11	20	0	0	0	0	0	0	0	0	0	0	0	82
-5	9	108	6	24	0	0	0	0	0	0	0	0	0	0	0	138
Don't know, No answer, Not applicable	IAP	7964	60	5302	353	5907	10334	2817	2765	2812	4510	2023	2044	1974	2538	51403

D. Canada

[VAR: CANADA]

<u>RESPONSE</u>	<u>PUNCH</u>	<u>YEAR</u>														
		<u>1972-82</u>	<u>1982B</u>	<u>1983-87</u>	<u>1987B</u>	<u>1988-91</u>	<u>1993-98</u>	<u>2000</u>	<u>2002</u>	<u>2004</u>	<u>2006</u>	<u>2008</u>	<u>2010</u>	<u>2012</u>	<u>2014</u>	<u>ALL</u>
5	0	2332	94	1787	0	1549	510	0	0	0	0	0	0	0	0	6272
4	1	1333	59	1008	0	797	305	0	0	0	0	0	0	0	0	3502
3	2	972	58	824	0	623	332	0	0	0	0	0	0	0	0	2809
2	3	468	39	394	0	303	149	0	0	0	0	0	0	0	0	1353
1	4	376	31	296	0	322	171	0	0	0	0	0	0	0	0	1196
-1	5	97	11	46	0	56	14	0	0	0	0	0	0	0	0	224
-2	6	41	5	21	0	37	16	0	0	0	0	0	0	0	0	120
-3	7	43	1	26	0	18	10	0	0	0	0	0	0	0	0	98
-4	8	16	2	13	0	13	6	0	0	0	0	0	0	0	0	50
-5	9	43	3	22	0	40	10	0	0	0	0	0	0	0	0	118
Don't know, No answer, Not applicable	IAP	7905	51	3105	353	2149	8811	2817	2765	2812	4510	2023	2044	1974	2538	43857

E. Brazil

[VAR: BRAZIL]

<u>RESPONSE</u>	<u>PUNCH</u>	<u>YEAR</u>														
		<u>1972-82</u>	<u>1982B</u>	<u>1983-87</u>	<u>1987B</u>	<u>1988-91</u>	<u>1993-98</u>	<u>2000</u>	<u>2002</u>	<u>2004</u>	<u>2006</u>	<u>2008</u>	<u>2010</u>	<u>2012</u>	<u>2014</u>	<u>ALL</u>
5	0	339	37	105	0	0	0	0	0	0	0	0	0	0	0	481
4	1	435	26	115	0	0	0	0	0	0	0	0	0	0	0	576
3	2	860	51	251	0	0	0	0	0	0	0	0	0	0	0	1162
2	3	838	39	350	0	0	0	0	0	0	0	0	0	0	0	1227
1	4	1368	55	684	0	0	0	0	0	0	0	0	0	0	0	2107
-1	5	591	32	285	0	0	0	0	0	0	0	0	0	0	0	908
-2	6	262	9	115	0	0	0	0	0	0	0	0	0	0	0	386
-3	7	202	12	82	0	0	0	0	0	0	0	0	0	0	0	296
-4	8	109	4	37	0	0	0	0	0	0	0	0	0	0	0	150
-5	9	146	10	48	0	0	0	0	0	0	0	0	0	0	0	204
Don't know, No answer, Not applicable	IAP	8476	79	5470	353	5907	10334	2817	2765	2812	4510	2023	2044	1974	2538	52102

F. China

[VAR: CHINA]

<u>RESPONSE</u>	<u>PUNCH</u>	<u>YEAR</u>														
		<u>1972-82</u>	<u>1982B</u>	<u>1983-87</u>	<u>1987B</u>	<u>1988-91</u>	<u>1993-98</u>	<u>2000</u>	<u>2002</u>	<u>2004</u>	<u>2006</u>	<u>2008</u>	<u>2010</u>	<u>2012</u>	<u>2014</u>	<u>ALL</u>
5	0	188	25	190	0	205	76	0	0	0	0	0	0	0	0	684
4	1	239	16	224	0	217	67	0	0	0	0	0	0	0	0	763
3	2	479	43	580	0	455	142	0	0	0	0	0	0	0	0	1699
2	3	558	42	640	0	487	158	0	0	0	0	0	0	0	0	1885
1	4	1003	53	1012	0	937	339	0	0	0	0	0	0	0	0	3344
-1	5	866	41	599	0	492	214	0	0	0	0	0	0	0	0	2212
-2	6	479	17	334	0	241	149	0	0	0	0	0	0	0	0	1220
-3	7	515	13	304	0	172	123	0	0	0	0	0	0	0	0	1127
-4	8	389	20	169	0	126	72	0	0	0	0	0	0	0	0	776
-5	9	834	22	276	0	313	154	0	0	0	0	0	0	0	0	1599
Don't know, No answer, Not applicable	IAP	8076	62	3214	353	2262	8840	2817	2765	2812	4510	2023	2044	1974	2538	44290

G. Israel

[VAR: ISRAEL]

<u>RESPONSE</u>	<u>PUNCH</u>	<u>YEAR</u>														
		<u>1972-82</u>	<u>1982B</u>	<u>1983-87</u>	<u>1987B</u>	<u>1988-91</u>	<u>1993-98</u>	<u>2000</u>	<u>2002</u>	<u>2004</u>	<u>2006</u>	<u>2008</u>	<u>2010</u>	<u>2012</u>	<u>2014</u>	<u>ALL</u>
5	0	686	45	481	0	410	151	0	0	0	0	0	0	0	0	1773
4	1	536	26	376	0	268	105	0	0	0	0	0	0	0	0	1311
3	2	846	44	555	0	456	185	0	0	0	0	0	0	0	0	2086
2	3	688	40	553	0	417	163	0	0	0	0	0	0	0	0	1861
1	4	1042	51	824	0	691	337	0	0	0	0	0	0	0	0	2945
-1	5	623	33	513	0	438	178	0	0	0	0	0	0	0	0	1785
-2	6	314	17	284	0	254	102	0	0	0	0	0	0	0	0	971
-3	7	288	12	266	0	216	93	0	0	0	0	0	0	0	0	875
-4	8	174	10	168	0	117	55	0	0	0	0	0	0	0	0	524
-5	9	310	19	282	0	360	100	0	0	0	0	0	0	0	0	1071
Don't know, No answer, Not applicable	IAP	8119	57	3240	353	2280	8865	2817	2765	2812	4510	2023	2044	1974	2538	44397

H. Egypt

[VAR: EGYPT]

RESPONSE	PUNCH	YEAR														
		1972-82	1982B	1983-87	1987B	1988-91	1993-98	2000	2002	2004	2006	2008	2010	2012	2014	ALL
5	0	247	41	217	0	218	96	0	0	0	0	0	0	0	0	819
4	1	317	41	281	0	202	90	0	0	0	0	0	0	0	0	931
3	2	623	58	544	0	462	154	0	0	0	0	0	0	0	0	1841
2	3	671	45	617	0	455	165	0	0	0	0	0	0	0	0	1953
1	4	1265	49	1132	0	942	435	0	0	0	0	0	0	0	0	3823
-1	5	834	22	589	0	496	194	0	0	0	0	0	0	0	0	2135
-2	6	408	13	290	0	243	92	0	0	0	0	0	0	0	0	1046
-3	7	371	6	258	0	173	85	0	0	0	0	0	0	0	0	893
-4	8	252	7	118	0	87	46	0	0	0	0	0	0	0	0	510
-5	9	411	12	199	0	245	81	0	0	0	0	0	0	0	0	948
Don't know, No answer, Not applicable	IAP	8227	60	3297	353	2384	8896	2817	2765	2812	4510	2023	2044	1974	2538	44700

REMARKS: Card Z contained responses for punches 0 through 9. Parts C and E appeared only on Form 1 in 1985.
See GSS Methodological Report No. 76.

WELFARE
(WELFARE1-WELFARE6)

1928. Here are some opinions other people have expressed about welfare. For each of the following statements, please tell me whether you strongly agree, agree, disagree, or strongly disagree with it.

Welfare . . . (READ EACH STATEMENT. CIRCLE ONE CODE FOR EACH.)

HAND CARD IX

A. Makes people work less than they would if there wasn't a welfare system.

[VAR: WELFARE1]

RESPONSE	PUNCH	YEAR														
		1972-82	1982B	1983-87	1987B	1988-91	1993-98	2000	2002	2004	2006	2008	2010	2012	2014	ALL
Strongly agree	1	0	0	481	0	0	0	0	0	0	0	0	0	0	0	481
Agree	2	0	0	753	0	0	0	0	0	0	0	0	0	0	0	753
Disagree	3	0	0	191	0	0	0	0	0	0	0	0	0	0	0	191
Strongly disagree	4	0	0	27	0	0	0	0	0	0	0	0	0	0	0	27
No opinion	8	0	0	17	0	0	0	0	0	0	0	0	0	0	0	17
No answer	9	0	0	1	0	0	0	0	0	0	0	0	0	0	0	1
Not applicable	IAP	13626	354	6072	353	5907	10334	2817	2765	2812	4510	2023	2044	1974	2538	58129

B. Helps people get on their feet when facing difficult situations such as unemployment, a divorce or a death in the family.

[VAR: WELFARE2]

RESPONSE	PUNCH	YEAR														
		1972-82	1982B	1983-87	1987B	1988-91	1993-98	2000	2002	2004	2006	2008	2010	2012	2014	ALL
Strongly agree	1	0	0	183	0	0	0	0	0	0	0	0	0	0	0	183
Agree	2	0	0	1040	0	0	0	0	0	0	0	0	0	0	0	1040
Disagree	3	0	0	193	0	0	0	0	0	0	0	0	0	0	0	193
Strongly disagree	4	0	0	42	0	0	0	0	0	0	0	0	0	0	0	42
No opinion	8	0	0	10	0	0	0	0	0	0	0	0	0	0	0	10
No answer	9	0	0	2	0	0	0	0	0	0	0	0	0	0	0	2
Not applicable	IAP	13626	354	6072	353	5907	10334	2817	2765	2812	4510	2023	2044	1974	2538	58129

C. Encourage young women to have babies before marriage.

[VAR: WELFARE3]

<u>RESPONSE</u>	<u>PUNCH</u>	<u>YEAR</u>														
		<u>1972-82</u>	<u>1982B</u>	<u>1983-87</u>	<u>1987B</u>	<u>1988-91</u>	<u>1993-98</u>	<u>2000</u>	<u>2002</u>	<u>2004</u>	<u>2006</u>	<u>2008</u>	<u>2010</u>	<u>2012</u>	<u>2014</u>	<u>ALL</u>
Strongly agree	1	0	0	305	0	0	0	0	0	0	0	0	0	0	0	305
Agree	2	0	0	572	0	0	0	0	0	0	0	0	0	0	0	572
Disagree	3	0	0	484	0	0	0	0	0	0	0	0	0	0	0	484
Strongly disagree	4	0	0	68	0	0	0	0	0	0	0	0	0	0	0	68
No opinion	8	0	0	39	0	0	0	0	0	0	0	0	0	0	0	39
No answer	9	0	0	2	0	0	0	0	0	0	0	0	0	0	0	2
Not applicable	IAP	13626	354	6072	353	5907	10334	2817	2765	2812	4510	2023	2044	1974	2538	58129

D. Helps keep people's marriage together in times of financial problems?

[VAR: WELFARE4]

<u>RESPONSE</u>	<u>PUNCH</u>	<u>YEAR</u>														
		<u>1972-82</u>	<u>1982B</u>	<u>1983-87</u>	<u>1987B</u>	<u>1988-91</u>	<u>1993-98</u>	<u>2000</u>	<u>2002</u>	<u>2004</u>	<u>2006</u>	<u>2008</u>	<u>2010</u>	<u>2012</u>	<u>2014</u>	<u>ALL</u>
Strongly agree	1	0	0	67	0	0	0	0	0	0	0	0	0	0	0	67
Agree	2	0	0	772	0	0	0	0	0	0	0	0	0	0	0	772
Disagree	3	0	0	491	0	0	0	0	0	0	0	0	0	0	0	491
Strongly disagree	4	0	0	92	0	0	0	0	0	0	0	0	0	0	0	92
No opinion	8	0	0	47	0	0	0	0	0	0	0	0	0	0	0	47
No answer	9	0	0	1	0	0	0	0	0	0	0	0	0	0	0	1
Not applicable	IAP	13626	354	6072	353	5907	10334	2817	2765	2812	4510	2023	2044	1974	2538	58129

E. Helps to prevent hunger and starvation.

[VAR: WELFARE5]

<u>RESPONSE</u>	<u>PUNCH</u>	<u>YEAR</u>														
		<u>1972-82</u>	<u>1982B</u>	<u>1983-87</u>	<u>1987B</u>	<u>1988-91</u>	<u>1993-98</u>	<u>2000</u>	<u>2002</u>	<u>2004</u>	<u>2006</u>	<u>2008</u>	<u>2010</u>	<u>2012</u>	<u>2014</u>	<u>ALL</u>
Strongly agree	1	0	0	228	0	0	0	0	0	0	0	0	0	0	0	228
Agree	2	0	0	1070	0	0	0	0	0	0	0	0	0	0	0	1070
Disagree	3	0	0	136	0	0	0	0	0	0	0	0	0	0	0	136
Strongly disagree	4	0	0	26	0	0	0	0	0	0	0	0	0	0	0	26
No opinion	8	0	0	7	0	0	0	0	0	0	0	0	0	0	0	7
No answer	9	0	0	3	0	0	0	0	0	0	0	0	0	0	0	3
Not applicable	IAP	13626	354	6072	353	5907	10334	2817	2765	2812	4510	2023	2044	1974	2538	58129

F. Discourages young women who get pregnant from marrying the father of the child.

[VAR: WELFARE6]

<u>RESPONSE</u>	<u>PUNCH</u>	<u>YEAR</u>														
		<u>1972-82</u>	<u>1982B</u>	<u>1983-87</u>	<u>1987B</u>	<u>1988-91</u>	<u>1993-98</u>	<u>2000</u>	<u>2002</u>	<u>2004</u>	<u>2006</u>	<u>2008</u>	<u>2010</u>	<u>2012</u>	<u>2014</u>	<u>ALL</u>
Strongly agree	1	0	0	188	0	0	0	0	0	0	0	0	0	0	0	188
Agree	2	0	0	654	0	0	0	0	0	0	0	0	0	0	0	654
Disagree	3	0	0	509	0	0	0	0	0	0	0	0	0	0	0	509
Strongly disagree	4	0	0	49	0	0	0	0	0	0	0	0	0	0	0	49
No opinion	8	0	0	67	0	0	0	0	0	0	0	0	0	0	0	67
No answer	9	0	0	3	0	0	0	0	0	0	0	0	0	0	0	3
Not applicable	IAP	13626	354	6072	353	5907	10334	2817	2765	2812	4510	2023	2044	1974	2538	58129

REMARKS: Card IX contained responses for punches 1-4. This question was asked as part of the 1986 Topical Module on welfare; see also EDUCOP, SPDUE, WORKFARE-LESSFARE, and the Welfare Vignettes.

**WORK AND RELATIONSHIPS
(WKCONTCT-EFFCTSUP)**

1929. Some workers must respond to coworkers, supervisors, managers, customers, or clients about work-related matters when they are not working. These contacts may be by phone, text, instant message, email, etc. How often are you contacted about work-related matters when you are not working?

[VAR:WKCONTCT]

<u>RESPONSE</u>	<u>PUNCH</u>	<u>YEAR</u>															
		<u>1972-82</u>	<u>1982B</u>	<u>1983-87</u>	<u>1987B</u>	<u>1988-91</u>	<u>1993-98</u>	<u>2000</u>	<u>2002</u>	<u>2004</u>	<u>2006</u>	<u>2008</u>	<u>2010</u>	<u>2012</u>	<u>2014</u>	<u>ALL</u>	
Never	1	0	0	0	0	0	0	0	0	0	0	0	0	0	0	401	401
Less than once a month	2	0	0	0	0	0	0	0	0	0	0	0	0	0	0	214	214
Once or twice a month	3	0	0	0	0	0	0	0	0	0	0	0	0	0	0	194	194
Once a week	4	0	0	0	0	0	0	0	0	0	0	0	0	0	0	119	119
Several times a week	5	0	0	0	0	0	0	0	0	0	0	0	0	0	0	202	202
Once a day	6	0	0	0	0	0	0	0	0	0	0	0	0	0	0	42	42
Two or more times a day	7	0	0	0	0	0	0	0	0	0	0	0	0	0	0	65	65
Don't know	DK	0	0	0	0	0	0	0	0	0	0	0	0	0	0	7	7
No answer	REF	0	0	0	0	0	0	0	0	0	0	0	0	0	0	2	2
Not applicable	IAP	13626	354	7542	353	5907	10334	2817	2765	2812	4510	2023	2044	1974	1292	58353	

1930. How comfortable are you talking with your supervisor about conflicts between work and personal or family life

[VAR:TALKSPVS]

<u>RESPONSE</u>	<u>PUNCH</u>	<u>YEAR</u>															
		<u>1972-82</u>	<u>1982B</u>	<u>1983-87</u>	<u>1987B</u>	<u>1988-91</u>	<u>1993-98</u>	<u>2000</u>	<u>2002</u>	<u>2004</u>	<u>2006</u>	<u>2008</u>	<u>2010</u>	<u>2012</u>	<u>2014</u>	<u>ALL</u>	
Not at all comfortable	1	0	0	0	0	0	0	0	0	0	0	0	0	0	0	139	139
A little	2	0	0	0	0	0	0	0	0	0	0	0	0	0	0	119	119
Somewhat	3	0	0	0	0	0	0	0	0	0	0	0	0	0	0	262	262
Very	4	0	0	0	0	0	0	0	0	0	0	0	0	0	0	337	337
Extremely	5	0	0	0	0	0	0	0	0	0	0	0	0	0	0	166	166
Don't know	DK	0	0	0	0	0	0	0	0	0	0	0	0	0	0	5	5
No answer	REF	0	0	0	0	0	0	0	0	0	0	0	0	0	0	5	5
Not applicable	IAP	13626	354	7542	353	5907	10334	2817	2765	2812	4510	2023	2044	1974	1505	58566	

1931. How effectively does your supervisor work with employees to creatively solve conflicts
between work and personal or family life...

[VAR:EFFCTSUP]

<u>RESPONSE</u>	<u>PUNCH</u>	<u>YEAR</u>														
		<u>1972-82</u>	<u>1982B</u>	<u>1983-87</u>	<u>1987B</u>	<u>1988-91</u>	<u>1993-98</u>	<u>2000</u>	<u>2002</u>	<u>2004</u>	<u>2006</u>	<u>2008</u>	<u>2010</u>	<u>2012</u>	<u>2014</u>	<u>ALL</u>
Not at all effective	1	0	0	0	0	0	0	0	0	0	0	0	0	0	93	93
A Little	2	0	0	0	0	0	0	0	0	0	0	0	0	0	158	158
Somewhat	3	0	0	0	0	0	0	0	0	0	0	0	0	0	288	288
Very	4	0	0	0	0	0	0	0	0	0	0	0	0	0	339	339
Extremely	5	0	0	0	0	0	0	0	0	0	0	0	0	0	125	125
Don't know	DK	0	0	0	0	0	0	0	0	0	0	0	0	0	24	24
No answer	REF	0	0	0	0	0	0	0	0	0	0	0	0	0	6	6
Not applicable	IAP	13626	354	7542	353	5907	10334	2817	2765	2812	4510	2023	2044	1974	1505	58566

**COHORT AND BIRTH
(COHORT-ZODIAC)**

1932. Birth cohort of respondent.

[VAR: COHORT]

<u>RESPONSE</u>	<u>PUNCH</u>	<u>YEAR</u>														
		<u>1972-82</u>	<u>1982B</u>	<u>1983-87</u>	<u>1987B</u>	<u>1988-91</u>	<u>1993-98</u>	<u>2000</u>	<u>2002</u>	<u>2004</u>	<u>2006</u>	<u>2008</u>	<u>2010</u>	<u>2012</u>	<u>2014</u>	<u>ALL</u>
1883-1889	1883-1889	60	0	0	0	0	0	0	0	0	0	0	0	0	0	60
1890-1899	1890-1899	523	10	60	4	11	0	0	0	0	0	0	0	0	0	608
1900-1909	1900-1909	1305	15	400	10	199	122	0	0	0	0	0	0	0	0	2051
1910-1919	1910-1919	1872	35	796	26	551	549	119	75	44	47	21	0	0	0	4135
1920-1929	1920-1929	2167	56	1004	47	732	937	217	186	143	227	83	93	66	53	6011
1930-1939	1930-1939	2139	49	955	38	649	1067	263	298	243	388	174	138	143	178	6722
1940-1949	1940-1949	2875	64	1414	62	997	1735	389	370	426	620	271	282	251	287	10043
1950-1959	1950-1959	2446	98	1892	83	1406	2336	612	544	541	902	392	379	323	470	12424
1960-1969	1960-1969	178	24	989	76	1208	2341	621	572	578	930	373	375	353	438	9056
1970-1979	1970-1979	0	0	0	0	143	1219	497	559	565	857	371	359	373	461	5404
1980-1989	1980-1989	0	0	0	0	0	6	91	147	263	521	322	357	347	472	2526
1990-1999	1990-1999	0	0	0	0	0	0	0	0	0	0	6	58	113	170	347
No Answer	9999	61	3	32	7	11	22	8	14	9	18	10	3	5	9	212

1933. Marriage cohort of the respondent.

[VAR: MARCOHRT]

<u>RESPONSE</u>	<u>PUNCH</u>	<u>YEAR</u>														
		<u>1972-82</u>	<u>1982B</u>	<u>1983-87</u>	<u>1987B</u>	<u>1988-91</u>	<u>1993-98</u>	<u>2000</u>	<u>2002</u>	<u>2004</u>	<u>2006</u>	<u>2008</u>	<u>2010</u>	<u>2012</u>	<u>2014</u>	<u>ALL</u>
1900-1909	1900-1909	38	1	0	0	0	0	0	0	0	0	0	0	0	0	39
1910-1919	1910-1919	334	8	40	5	11	0	0	0	0	0	0	0	0	0	398
1920-1929	1920-1929	1011	11	301	8	149	30	0	0	0	0	0	0	0	0	1510
1930-1939	1930-1939	1527	24	600	22	365	139	0	0	0	0	0	0	0	0	2677
1940-1949	1940-1949	2211	53	961	41	735	318	0	0	0	0	0	0	0	0	4319
1950-1959	1950-1959	2157	52	962	35	618	330	0	0	0	0	0	0	0	0	4154
1960-1969	1960-1969	2585	54	1188	52	822	418	0	0	0	0	0	0	0	0	5119
1970-1979	1970-1979	1637	55	1431	44	1088	548	0	0	0	0	0	0	0	0	4803
1980-1989	1980-1989	51	7	627	31	843	548	0	0	0	0	0	0	0	0	2107
1990-1999	1990-1999	0	0	0	0	22	147	0	0	0	0	0	0	0	0	169
Don't know	9998	0	0	0	0	0	0	0	0	0	0	0	0	0	0	0
No answer	9999	106	7	81	11	67	35	0	0	0	0	0	0	0	0	307
Not applicable	IAP	1969	82	1351	104	1187	7821	2817	2765	2812	4510	2023	2044	1974	2538	33997

REMARKS: Computed from AGEWED variable (age at first marriage). The above collapsed codes are presented for convenience of display only. For the full distribution, see Appendix E.

1934. What is your date of birth?

[VAR: BIRTHMO]

<u>RESPONSE</u>	<u>PUNCH</u>	<u>YEAR</u>														
		<u>1972-82</u>	<u>1982B</u>	<u>1983-87</u>	<u>1987B</u>	<u>1988-91</u>	<u>1993-98</u>	<u>2000</u>	<u>2002</u>	<u>2004</u>	<u>2006</u>	<u>2008</u>	<u>2010</u>	<u>2012</u>	<u>2014</u>	<u>ALL</u>
January	1	622	21	611	31	500	866	0	0	0	0	0	0	0	0	2651
February	2	599	26	576	27	451	856	0	0	0	0	0	0	0	0	2535
March	3	645	26	638	31	528	841	0	0	0	0	0	0	0	0	2709
April	4	593	31	600	31	456	763	0	0	0	0	0	0	0	0	2474
May	5	582	27	583	17	470	803	0	0	0	0	0	0	0	0	2482
June	6	595	35	621	36	480	883	0	0	0	0	0	0	0	0	2650
July	7	625	31	615	27	485	911	0	0	0	0	0	0	0	0	2694
August	8	641	42	686	27	535	925	0	0	0	0	0	0	0	0	2856
September	9	667	27	688	33	492	874	0	0	0	0	0	0	0	0	2781
October	10	678	29	621	27	464	843	0	0	0	0	0	0	0	0	2662
November	11	611	21	630	23	477	829	0	0	0	0	0	0	0	0	2591
December	12	618	35	624	35	487	811	0	0	0	0	0	0	0	0	2610
Don't know	98	3	0	1	0	1	0	0	0	0	0	0	0	0	0	5
No answer	99	56	3	48	8	81	129	0	0	0	0	0	0	0	0	325
Not applicable	IAP	6091	0	0	0	0	0	2817	2765	2812	4510	2023	2044	1974	2538	27574

REMARKS: See Appendix D: Recodes.

**INTERVIEWER CHARACTERISTICS
INTHISP-INTRACE3)**

1936. Interviewer, are you Spanish, Hispanic, or Latino/Latina? Which group are you from: Mexican, Mexican American, Chicano/Chicana, Puerto Rican, Cuban, Other. Please specific other.

[VAR: INTHISP]

<u>RESPONSE</u>	<u>PUNCH</u>	<u>YEAR</u>														
		<u>1972-82</u>	<u>1982B</u>	<u>1983-87</u>	<u>1987B</u>	<u>1988-91</u>	<u>1993-98</u>	<u>2000</u>	<u>2002</u>	<u>2004</u>	<u>2006</u>	<u>2008</u>	<u>2010</u>	<u>2012</u>	<u>2014</u>	<u>ALL</u>
Not Hispanic	1	0	0	0	0	0	0	0	0	2702	4041	1843	1823	1773	2295	14477
Mexican, Mexican American, Chicano/a	2	0	0	0	0	0	0	0	0	65	256	110	83	103	91	708
Puerto Rican	3	0	0	0	0	0	0	0	0	4	14	1	3	9	37	68
Cuban	4	0	0	0	0	0	0	0	0	3	2	2	13	12	31	63
Salvadorian	5	0	0	0	0	0	0	0	0	3	1	1	7	0	0	12
Guatemalan	6	0	0	0	0	0	0	0	0	1	2	1	0	0	0	4
Nicaraguan	8	0	0	0	0	0	0	0	0	0	0	5	16	0	0	21
Costa Rican	9	0	0	0	0	0	0	0	0	9	0	6	8	0	0	23
Central American	10	0	0	0	0	0	0	0	0	0	1	1	0	0	0	2
Honduran	11	0	0	0	0	0	0	0	0	1	1	0	3	1	0	6
Dominican	15	0	0	0	0	0	0	0	0	1	27	0	4	0	0	32
Peruvian	20	0	0	0	0	0	0	0	0	1	1	9	0	0	0	11
Equadorian	21	0	0	0	0	0	0	0	0	2	24	0	0	0	0	26
Columbian	22	0	0	0	0	0	0	0	0	0	7	18	0	0	0	25
Venezuelan	23	0	0	0	0	0	0	0	0	1	0	0	20	6	0	27
Argentinian	24	0	0	0	0	0	0	0	0	0	36	0	4	0	0	40
Colombian	27	0	0	0	0	0	0	0	0	0	1	0	0	0	0	1
Spanish	30	0	0	0	0	0	0	0	0	2	62	22	25	17	0	128
South American	41	0	0	0	0	0	0	0	0	3	14	4	0	0	0	21
Latino	46	0	0	0	0	0	0	0	0	0	1	0	0	0	0	1
Hispanic	47	0	0	0	0	0	0	0	0	1	0	0	1	19	0	21
Other, not specified	50	0	0	0	0	0	0	0	0	0	0	0	0	1	71	72
No answer	99	0	0	0	0	0	0	0	0	13	19	0	34	33	13	112
Not applicable	IAP	13626	354	7542	353	5907	10334	2817	2765	0	0	0	0	0	0	43698

REMARKS: See Appendix D: Recodes.

What is your race? Indicate one or more races that you consider yourself to be.

1937. A. First mention.

[VAR: INTRACE1]

<u>RESPONSE</u>	<u>PUNCH</u>	<u>YEAR</u>														
		<u>1972-82</u>	<u>1982B</u>	<u>1983-87</u>	<u>1987B</u>	<u>1988-91</u>	<u>1993-98</u>	<u>2000</u>	<u>2002</u>	<u>2004</u>	<u>2006</u>	<u>2008</u>	<u>2010</u>	<u>2012</u>	<u>2014</u>	<u>ALL</u>
White	1	0	0	0	0	0	0	0	0	2382	3675	1707	1618	1611	2152	13145
Black or African-American	2	0	0	0	0	0	0	0	0	377	556	269	282	232	259	1975
American Indian or Alaska Native	3	0	0	0	0	0	0	0	0	1	60	1	27	53	13	155
Asian Indian	4	0	0	0	0	0	0	0	0	3	38	19	23	4	10	97
Chinese	5	0	0	0	0	0	0	0	0	2	8	0	16	1	1	28
Filipino	6	0	0	0	0	0	0	0	0	1	1	7	7	0	0	16
Japanese	7	0	0	0	0	0	0	0	0	0	1	0	0	5	0	6
Korean	8	0	0	0	0	0	0	0	0	0	0	0	0	0	21	21
Vietnamese	9	0	0	0	0	0	0	0	0	1	14	1	0	1	0	17
Other Asian	10	0	0	0	0	0	0	0	0	1	3	0	2	0	6	12
Native Hawaiian	11	0	0	0	0	0	0	0	0	0	0	0	0	0	0	0
Guamanian or Chamorro	12	0	0	0	0	0	0	0	0	0	0	0	0	0	0	0
Samoan	13	0	0	0	0	0	0	0	0	0	0	0	0	0	0	0
Other Pacific Islander	14	0	0	0	0	0	0	0	0	0	0	0	1	0	0	1
Some Other Race	15	0	0	0	0	0	0	0	0	2	70	7	26	25	25	155
Hispanic	16	0	0	0	0	0	0	0	0	23	66	9	10	4	16	128
Don't know	98	0	0	0	0	0	0	0	0	1	0	0	1	1	1	4
No answer	99	0	0	0	0	0	0	0	0	18	18	3	31	37	34	141
Not applicable	IAP	13626	354	7542	353	5907	10334	2817	2765	0	0	0	0	0	0	43698

REMARKS: See Appendix D: Recodes.

B. Second mention.

[VAR: INTRACE2]

<u>RESPONSE</u>	<u>PUNCH</u>	<u>YEAR</u>														<u>ALL</u>
		<u>1972-82</u>	<u>1982B</u>	<u>1983-87</u>	<u>1987B</u>	<u>1988-91</u>	<u>1993-98</u>	<u>2000</u>	<u>2002</u>	<u>2004</u>	<u>2006</u>	<u>2008</u>	<u>2010</u>	<u>2012</u>	<u>2014</u>	
White	1	0	0	0	0	0	0	0	0	3	68	38	33	69	14	225
Black or African-American	2	0	0	0	0	0	0	0	0	6	5	2	13	5	14	45
American Indian or Alaska Native	3	0	0	0	0	0	0	0	0	27	99	38	93	52	12	321
Asian Indian	4	0	0	0	0	0	0	0	0	0	0	0	0	0	0	0
Chinese	5	0	0	0	0	0	0	0	0	0	1	1	1	0	0	3
Filipino	6	0	0	0	0	0	0	0	0	0	0	0	0	0	1	1
Japanese	7	0	0	0	0	0	0	0	0	0	0	0	0	0	0	0
Korean	8	0	0	0	0	0	0	0	0	1	0	0	0	0	0	1
Vietnamese	9	0	0	0	0	0	0	0	0	0	0	0	0	0	0	0
Other Asian	10	0	0	0	0	0	0	0	0	1	0	0	0	0	0	1
Native Hawaiian	11	0	0	0	0	0	0	0	0	0	0	1	6	0	0	7
Gumanian or Chamorro	12	0	0	0	0	0	0	0	0	0	0	0	0	0	0	0
Samoan	13	0	0	0	0	0	0	0	0	0	0	0	0	0	0	0
Other Pacific Islander	14	0	0	0	0	0	0	0	0	0	0	0	0	0	1	1
Some other race	15	0	0	0	0	0	0	0	0	2	2	0	6	6	1	17
Hispanic	16	0	0	0	0	0	0	0	0	5	41	0	0	0	43	89
Don't know	98	0	0	0	0	0	0	0	0	0	0	0	1	1	2	4
No answer	99	0	0	0	0	0	0	0	0	18	18	0	0	0	0	36
Not applicable	IAP	13626	354	7542	353	5907	10334	2817	2765	2749	4276	1943	1891	1841	2450	58848

REMARKS: See Appendix D: Recodes.

C. Third mention.

[VAR: INTRACE3]

<u>RESPONSE</u>	<u>PUNCH</u>	<u>YEAR</u>														
		<u>1972-82</u>	<u>1982B</u>	<u>1983-87</u>	<u>1987B</u>	<u>1988-91</u>	<u>1993-98</u>	<u>2000</u>	<u>2002</u>	<u>2004</u>	<u>2006</u>	<u>2008</u>	<u>2010</u>	<u>2012</u>	<u>2014</u>	<u>ALL</u>
White	1	0	0	0	0	0	0	0	0	1	1	0	0	0	0	2
Black or African-American	2	0	0	0	0	0	0	0	0	2	1	0	0	0	1	4
American Indian or Alaska Native	3	0	0	0	0	0	0	0	0	1	2	0	7	1	0	11
Asian Indian	4	0	0	0	0	0	0	0	0	0	0	0	0	0	0	0
Chinese	5	0	0	0	0	0	0	0	0	0	0	0	0	0	0	0
Filipino	6	0	0	0	0	0	0	0	0	0	0	0	0	0	0	0
Japanese	7	0	0	0	0	0	0	0	0	0	0	0	0	0	0	0
Korean	8	0	0	0	0	0	0	0	0	0	0	0	0	0	0	0
Vietnamese	9	0	0	0	0	0	0	0	0	0	0	0	0	0	0	0
Other Asian	10	0	0	0	0	0	0	0	0	0	0	0	0	0	0	0
Native Hawaiian	11	0	0	0	0	0	0	0	0	0	0	0	0	0	0	0
Gumanian or Chamorro	12	0	0	0	0	0	0	0	0	0	0	0	0	0	0	0
Samoan	13	0	0	0	0	0	0	0	0	0	0	0	0	0	0	0
Other Pacific Islander	14	0	0	0	0	0	0	0	0	0	0	0	0	0	0	0
Some other race	15	0	0	0	0	0	0	0	0	0	0	0	1	0	1	2
Hispanic	16	0	0	0	0	0	0	0	0	1	3	0	0	0	0	4
Don't know	98	0	0	0	0	0	0	0	0	0	0	0	0	0	1	1
No answer	99	0	0	0	0	0	0	0	0	18	18	0	31	0	0	67
Not applicable	IAP	13626	354	7542	353	5907	10334	2817	2765	2789	4485	2023	2005	1973	2535	59508

**SHARED MEMBERSHIPS
(BTHGRP1A-FRSTGRP5)**

1938. What are the groups you both belong to? Circle all that apply.

[VAR: BTHGRP1A]

<u>RESPONSE</u>	<u>PUNCH</u>	<u>YEAR</u>														
		<u>1972-82</u>	<u>1982B</u>	<u>1983-87</u>	<u>1987B</u>	<u>1988-91</u>	<u>1993-98</u>	<u>2000</u>	<u>2002</u>	<u>2004</u>	<u>2006</u>	<u>2008</u>	<u>2010</u>	<u>2012</u>	<u>2014</u>	<u>ALL</u>
Fraternal groups	1	0	0	0	0	0	0	0	0	3	0	0	0	0	0	3
Service clubs	2	0	0	0	0	0	0	0	0	4	0	0	0	0	0	4
Veterans groups	3	0	0	0	0	0	0	0	0	1	0	0	0	0	0	1
Labor unions	4	0	0	0	0	0	0	0	0	2	0	0	0	0	0	2
Sports groups	5	0	0	0	0	0	0	0	0	6	0	0	0	0	0	6
Youth groups	6	0	0	0	0	0	0	0	0	7	0	0	0	0	0	7
School service groups	7	0	0	0	0	0	0	0	0	5	0	0	0	0	0	5
Hobby or garden clubs	8	0	0	0	0	0	0	0	0	5	0	0	0	0	0	5
School fraternities of sororities	9	0	0	0	0	0	0	0	0	1	0	0	0	0	0	1
Nationality groups	10	0	0	0	0	0	0	0	0	6	0	0	0	0	0	6
Farm organizations	11	0	0	0	0	0	0	0	0	1	0	0	0	0	0	1
Literary art discussions or study group	12	0	0	0	0	0	0	0	0	5	0	0	0	0	0	5
Professional or academic societies	13	0	0	0	0	0	0	0	0	2	0	0	0	0	0	2
Church-affiliated groups	14	0	0	0	0	0	0	0	0	27	0	0	0	0	0	27
Other groups	15	0	0	0	0	0	0	0	0	5	0	0	0	0	0	5
Don't Know	98	0	0	0	0	0	0	0	0	5	0	0	0	0	0	5
No Answer	99	0	0	0	0	0	0	0	0	52	0	0	0	0	0	52
Not applicable	IAP	13626	354	7542	353	5907	10334	2817	2765	2675	4510	2023	2044	1974	2538	59462

1939. What are the groups you both belong to? Circle all that apply.

[VAR: BTHGRP1B]

<u>RESPONSE</u>	<u>PUNCH</u>	<u>YEAR</u>														
		<u>1972-82</u>	<u>1982B</u>	<u>1983-87</u>	<u>1987B</u>	<u>1988-91</u>	<u>1993-98</u>	<u>2000</u>	<u>2002</u>	<u>2004</u>	<u>2006</u>	<u>2008</u>	<u>2010</u>	<u>2012</u>	<u>2014</u>	<u>ALL</u>
Fraternal groups	1	0	0	0	0	0	0	0	0	0	0	0	0	0	0	0
Service clubs	2	0	0	0	0	0	0	0	0	2	0	0	0	0	0	2
Veterans groups	3	0	0	0	0	0	0	0	0	0	0	0	0	0	0	0
Labor unions	4	0	0	0	0	0	0	0	0	0	0	0	0	0	0	0
Sports groups	5	0	0	0	0	0	0	0	0	1	0	0	0	0	0	1
Youth groups	6	0	0	0	0	0	0	0	0	0	0	0	0	0	0	0
School service groups	7	0	0	0	0	0	0	0	0	1	0	0	0	0	0	1
Hobby or garden clubs	8	0	0	0	0	0	0	0	0	1	0	0	0	0	0	1
School fraternities of sororities	9	0	0	0	0	0	0	0	0	0	0	0	0	0	0	0
Nationality groups	10	0	0	0	0	0	0	0	0	0	0	0	0	0	0	0
Farm organizations	11	0	0	0	0	0	0	0	0	0	0	0	0	0	0	0
Literary art discussions or study groups	12	0	0	0	0	0	0	0	0	4	0	0	0	0	0	4
Professional or academic societies	13	0	0	0	0	0	0	0	0	3	0	0	0	0	0	3
Church-affiliated groups	14	0	0	0	0	0	0	0	0	8	0	0	0	0	0	8
Other groups	15	0	0	0	0	0	0	0	0	3	0	0	0	0	0	3
Don't Know	98	0	0	0	0	0	0	0	0	0	0	0	0	0	0	0
No Answer	99	0	0	0	0	0	0	0	0	41	0	0	0	0	0	41
Not applicable	IAP	13626	354	7542	353	5907	10334	2817	2765	2748	4510	2023	2044	1974	2538	59535

1940. What are the groups you both belong to? Circle all that apply.

[VAR: BTHGRP1C]

<u>RESPONSE</u>	<u>PUNCH</u>	<u>YEAR</u>														
		<u>1972-82</u>	<u>1982B</u>	<u>1983-87</u>	<u>1987B</u>	<u>1988-91</u>	<u>1993-98</u>	<u>2000</u>	<u>2002</u>	<u>2004</u>	<u>2006</u>	<u>2008</u>	<u>2010</u>	<u>2012</u>	<u>2014</u>	<u>ALL</u>
Fraternal groups	1	0	0	0	0	0	0	0	0	0	0	0	0	0	0	0
Service clubs	2	0	0	0	0	0	0	0	0	0	0	0	0	0	0	0
Veterans groups	3	0	0	0	0	0	0	0	0	0	0	0	0	0	0	0
Labor unions	4	0	0	0	0	0	0	0	0	0	0	0	0	0	0	0
Sports groups	5	0	0	0	0	0	0	0	0	1	0	0	0	0	0	1
Youth groups	6	0	0	0	0	0	0	0	0	1	0	0	0	0	0	1
School service groups	7	0	0	0	0	0	0	0	0	0	0	0	0	0	0	0
Hobby or garden clubs	8	0	0	0	0	0	0	0	0	0	0	0	0	0	0	0
School fraternities of sororities	9	0	0	0	0	0	0	0	0	0	0	0	0	0	0	0
Nationality groups	10	0	0	0	0	0	0	0	0	0	0	0	0	0	0	0
Farm organizations	11	0	0	0	0	0	0	0	0	1	0	0	0	0	0	1
Literary art discussions or study groups	12	0	0	0	0	0	0	0	0	1	0	0	0	0	0	1
Professional or academic societies	13	0	0	0	0	0	0	0	0	1	0	0	0	0	0	1
Church-affiliated groups	14	0	0	0	0	0	0	0	0	1	0	0	0	0	0	1
Other groups	15	0	0	0	0	0	0	0	0	0	0	0	0	0	0	0
Don't Know	98	0	0	0	0	0	0	0	0	0	0	0	0	0	0	0
No Answer	99	0	0	0	0	0	0	0	0	41	0	0	0	0	0	41
Not applicable	IAP	13626	354	7542	353	5907	10334	2817	2765	2765	4510	2023	2044	1974	2538	59552

1941. What are the groups you both belong to? Circle all that apply.

[VAR: BTHGRP1D]

<u>RESPONSE</u>	<u>PUNCH</u>	<u>YEAR</u>														
		<u>1972-82</u>	<u>1982B</u>	<u>1983-87</u>	<u>1987B</u>	<u>1988-91</u>	<u>1993-98</u>	<u>2000</u>	<u>2002</u>	<u>2004</u>	<u>2006</u>	<u>2008</u>	<u>2010</u>	<u>2012</u>	<u>2014</u>	<u>ALL</u>
Fraternal groups	1	0	0	0	0	0	0	0	0	0	0	0	0	0	0	0
Service clubs	2	0	0	0	0	0	0	0	0	0	0	0	0	0	0	0
Veterans groups	3	0	0	0	0	0	0	0	0	0	0	0	0	0	0	0
Labor unions	4	0	0	0	0	0	0	0	0	0	0	0	0	0	0	0
Sports groups	5	0	0	0	0	0	0	0	0	0	0	0	0	0	0	0
Youth groups	6	0	0	0	0	0	0	0	0	0	0	0	0	0	0	0
School service groups	7	0	0	0	0	0	0	0	0	0	0	0	0	0	0	0
Hobby or garden clubs	8	0	0	0	0	0	0	0	0	0	0	0	0	0	0	0
School fraternities of sororities	9	0	0	0	0	0	0	0	0	0	0	0	0	0	0	0
Nationality groups	10	0	0	0	0	0	0	0	0	0	0	0	0	0	0	0
Farm organizations	11	0	0	0	0	0	0	0	0	0	0	0	0	0	0	0
Literary art discussions or study groups	12	0	0	0	0	0	0	0	0	0	0	0	0	0	0	0
Professional or academic societies	13	0	0	0	0	0	0	0	0	0	0	0	0	0	0	0
Church-affiliated groups	14	0	0	0	0	0	0	0	0	4	0	0	0	0	0	4
Other groups	15	0	0	0	0	0	0	0	0	0	0	0	0	0	0	0
Don't Know	98	0	0	0	0	0	0	0	0	0	0	0	0	0	0	0
No Answer	99	0	0	0	0	0	0	0	0	41	0	0	0	0	0	41
Not applicable	IAP	13626	354	7542	353	5907	10334	2817	2765	2767	4510	2023	2044	1974	2538	59554

1942. What are the groups you both belong to? Circle all that apply.

[VAR: BTHGRP1E]

<u>RESPONSE</u>	<u>PUNCH</u>	<u>YEAR</u>														
		<u>1972-82</u>	<u>1982B</u>	<u>1983-87</u>	<u>1987B</u>	<u>1988-91</u>	<u>1993-98</u>	<u>2000</u>	<u>2002</u>	<u>2004</u>	<u>2006</u>	<u>2008</u>	<u>2010</u>	<u>2012</u>	<u>2014</u>	<u>ALL</u>
Fraternal groups	1	0	0	0	0	0	0	0	0	0	0	0	0	0	0	0
Service clubs	2	0	0	0	0	0	0	0	0	0	0	0	0	0	0	0
Veterans groups	3	0	0	0	0	0	0	0	0	0	0	0	0	0	0	0
Labor unions	4	0	0	0	0	0	0	0	0	0	0	0	0	0	0	0
Sports groups	5	0	0	0	0	0	0	0	0	0	0	0	0	0	0	0
Youth groups	6	0	0	0	0	0	0	0	0	0	0	0	0	0	0	0
School service groups	7	0	0	0	0	0	0	0	0	0	0	0	0	0	0	0
Hobby or garden clubs	8	0	0	0	0	0	0	0	0	0	0	0	0	0	0	0
School fraternities of sororities	9	0	0	0	0	0	0	0	0	0	0	0	0	0	0	0
Nationality groups	10	0	0	0	0	0	0	0	0	0	0	0	0	0	0	0
Farm organizations	11	0	0	0	0	0	0	0	0	0	0	0	0	0	0	0
Literary art discussions or study groups	12	0	0	0	0	0	0	0	0	0	0	0	0	0	0	0
Professional or academic societies	13	0	0	0	0	0	0	0	0	0	0	0	0	0	0	0
Church-affiliated groups	14	0	0	0	0	0	0	0	0	0	0	0	0	0	0	0
Other groups	15	0	0	0	0	0	0	0	0	1	0	0	0	0	0	1
Don't Know	98	0	0	0	0	0	0	0	0	0	0	0	0	0	0	0
No Answer	99	0	0	0	0	0	0	0	0	41	0	0	0	0	0	41
Not applicable	IAP	13626	354	7542	353	5907	10334	2817	2765	2770	4510	2023	2044	1974	2538	59557

1943. What are the groups you both belong to? Circle all that apply.

[VAR: BTHGRP1F]

<u>RESPONSE</u>	<u>PUNCH</u>	<u>YEAR</u>														
		<u>1972-82</u>	<u>1982B</u>	<u>1983-87</u>	<u>1987B</u>	<u>1988-91</u>	<u>1993-98</u>	<u>2000</u>	<u>2002</u>	<u>2004</u>	<u>2006</u>	<u>2008</u>	<u>2010</u>	<u>2012</u>	<u>2014</u>	<u>ALL</u>
Fraternal groups	1	0	0	0	0	0	0	0	0	0	0	0	0	0	0	0
Service clubs	2	0	0	0	0	0	0	0	0	0	0	0	0	0	0	0
Veterans groups	3	0	0	0	0	0	0	0	0	0	0	0	0	0	0	0
Labor unions	4	0	0	0	0	0	0	0	0	0	0	0	0	0	0	0
Sports groups	5	0	0	0	0	0	0	0	0	0	0	0	0	0	0	0
Youth groups	6	0	0	0	0	0	0	0	0	0	0	0	0	0	0	0
School service groups	7	0	0	0	0	0	0	0	0	0	0	0	0	0	0	0
Hobby or garden clubs	8	0	0	0	0	0	0	0	0	0	0	0	0	0	0	0
School fraternities of sororities	9	0	0	0	0	0	0	0	0	0	0	0	0	0	0	0
Nationality groups	10	0	0	0	0	0	0	0	0	0	0	0	0	0	0	0
Farm organizations	11	0	0	0	0	0	0	0	0	0	0	0	0	0	0	0
Literary art discussions or study groups	12	0	0	0	0	0	0	0	0	0	0	0	0	0	0	0
Professional or academic societies	13	0	0	0	0	0	0	0	0	0	0	0	0	0	0	0
Church-affiliated groups	14	0	0	0	0	0	0	0	0	0	0	0	0	0	0	0
Other groups	15	0	0	0	0	0	0	0	0	0	0	0	0	0	0	0
Don't Know	98	0	0	0	0	0	0	0	0	0	0	0	0	0	0	0
No Answer	99	0	0	0	0	0	0	0	0	41	0	0	0	0	0	41
Not applicable	IAP	13626	354	7542	353	5907	10334	2817	2765	2771	4510	2023	2044	1974	2538	59558

1944. What are the groups you both belong to? Circle all that apply.

[VAR: BTHGRP2A]

<u>RESPONSE</u>	<u>PUNCH</u>	<u>YEAR</u>														
		<u>1972-82</u>	<u>1982B</u>	<u>1983-87</u>	<u>1987B</u>	<u>1988-91</u>	<u>1993-98</u>	<u>2000</u>	<u>2002</u>	<u>2004</u>	<u>2006</u>	<u>2008</u>	<u>2010</u>	<u>2012</u>	<u>2014</u>	<u>ALL</u>
Fraternal groups	1	0	0	0	0	0	0	0	0	2	0	0	0	0	0	2
Service clubs	2	0	0	0	0	0	0	0	0	5	0	0	0	0	0	5
Veterans groups	3	0	0	0	0	0	0	0	0	1	0	0	0	0	0	1
Political Clubs	4	0	0	0	0	0	0	0	0	1	0	0	0	0	0	1
Labor unions	5	0	0	0	0	0	0	0	0	1	0	0	0	0	0	1
Sports groups	6	0	0	0	0	0	0	0	0	2	0	0	0	0	0	2
Youth groups	7	0	0	0	0	0	0	0	0	2	0	0	0	0	0	2
School service groups	8	0	0	0	0	0	0	0	0	1	0	0	0	0	0	1
Hobby or garden clubs	9	0	0	0	0	0	0	0	0	6	0	0	0	0	0	6
School fraternities of sororities	10	0	0	0	0	0	0	0	0	0	0	0	0	0	0	0
Nationality groups	11	0	0	0	0	0	0	0	0	2	0	0	0	0	0	2
Farm organizations	12	0	0	0	0	0	0	0	0	1	0	0	0	0	0	1
Literary art discussions or study groups	13	0	0	0	0	0	0	0	0	5	0	0	0	0	0	5
Professional or academic societies	14	0	0	0	0	0	0	0	0	3	0	0	0	0	0	3
Church-affiliated groups	15	0	0	0	0	0	0	0	0	28	0	0	0	0	0	28
Other groups	16	0	0	0	0	0	0	0	0	5	0	0	0	0	0	5
Don't Know	98	0	0	0	0	0	0	0	0	1	0	0	0	0	0	1
No Answer	99	0	0	0	0	0	0	0	0	48	0	0	0	0	0	48
Not applicable	IAP	13626	354	7542	353	5907	10334	2817	2765	2698	4510	2023	2044	1974	2538	59485

1945. What are the groups you both belong to? Circle all that apply.

[VAR: BTHGRP2B]

<u>RESPONSE</u>	<u>PUNCH</u>	<u>YEAR</u>														
		<u>1972-82</u>	<u>1982B</u>	<u>1983-87</u>	<u>1987B</u>	<u>1988-91</u>	<u>1993-98</u>	<u>2000</u>	<u>2002</u>	<u>2004</u>	<u>2006</u>	<u>2008</u>	<u>2010</u>	<u>2012</u>	<u>2014</u>	<u>ALL</u>
Fraternal groups	1	0	0	0	0	0	0	0	0	0	0	0	0	0	0	0
Service clubs	2	0	0	0	0	0	0	0	0	0	0	0	0	0	0	0
Veterans groups	3	0	0	0	0	0	0	0	0	0	0	0	0	0	0	0
Political Clubs	4	0	0	0	0	0	0	0	0	1	0	0	0	0	0	1
Labor unions	5	0	0	0	0	0	0	0	0	0	0	0	0	0	0	0
Sports groups	6	0	0	0	0	0	0	0	0	0	0	0	0	0	0	0
Youth groups	7	0	0	0	0	0	0	0	0	1	0	0	0	0	0	1
School service groups	8	0	0	0	0	0	0	0	0	0	0	0	0	0	0	0
Hobby or garden clubs	9	0	0	0	0	0	0	0	0	0	0	0	0	0	0	0
School fraternities of sororities	10	0	0	0	0	0	0	0	0	0	0	0	0	0	0	0
Nationality groups	11	0	0	0	0	0	0	0	0	0	0	0	0	0	0	0
Farm organizations	12	0	0	0	0	0	0	0	0	0	0	0	0	0	0	0
Literary art discussions or study groups	13	0	0	0	0	0	0	0	0	2	0	0	0	0	0	2
Professional or academic societies	14	0	0	0	0	0	0	0	0	0	0	0	0	0	0	0
Church-affiliated groups	15	0	0	0	0	0	0	0	0	5	0	0	0	0	0	5
Other groups	16	0	0	0	0	0	0	0	0	2	0	0	0	0	0	2
Don't Know	98	0	0	0	0	0	0	0	0	0	0	0	0	0	0	0
No Answer	99	0	0	0	0	0	0	0	0	41	0	0	0	0	0	41
Not applicable	IAP	13626	354	7542	353	5907	10334	2817	2765	2760	4510	2023	2044	1974	2538	59547

1946. What are the groups you both belong to? Circle all that apply.

[VAR: BTHGRP2C]

<u>RESPONSE</u>	<u>PUNCH</u>	<u>YEAR</u>														
		<u>1972-82</u>	<u>1982B</u>	<u>1983-87</u>	<u>1987B</u>	<u>1988-91</u>	<u>1993-98</u>	<u>2000</u>	<u>2002</u>	<u>2004</u>	<u>2006</u>	<u>2008</u>	<u>2010</u>	<u>2012</u>	<u>2014</u>	<u>ALL</u>
Fraternal groups	1	0	0	0	0	0	0	0	0	0	0	0	0	0	0	0
Service clubs	2	0	0	0	0	0	0	0	0	0	0	0	0	0	0	0
Veterans groups	3	0	0	0	0	0	0	0	0	0	0	0	0	0	0	0
Political Clubs	4	0	0	0	0	0	0	0	0	0	0	0	0	0	0	0
Labor unions	5	0	0	0	0	0	0	0	0	0	0	0	0	0	0	0
Sports groups	6	0	0	0	0	0	0	0	0	0	0	0	0	0	0	0
Youth groups	7	0	0	0	0	0	0	0	0	0	0	0	0	0	0	0
School service groups	8	0	0	0	0	0	0	0	0	0	0	0	0	0	0	0
Hobby or garden clubs	9	0	0	0	0	0	0	0	0	1	0	0	0	0	0	1
School fraternities of sororities	10	0	0	0	0	0	0	0	0	0	0	0	0	0	0	0
Nationality groups	11	0	0	0	0	0	0	0	0	0	0	0	0	0	0	0
Farm organizations	12	0	0	0	0	0	0	0	0	0	0	0	0	0	0	0
Literary art discussions or study groups	13	0	0	0	0	0	0	0	0	0	0	0	0	0	0	0
Professional or academic societies	14	0	0	0	0	0	0	0	0	0	0	0	0	0	0	0
Church-affiliated groups	15	0	0	0	0	0	0	0	0	1	0	0	0	0	0	1
Other groups	16	0	0	0	0	0	0	0	0	0	0	0	0	0	0	0
Don't Know	98	0	0	0	0	0	0	0	0	0	0	0	0	0	0	0
No Answer	99	0	0	0	0	0	0	0	0	41	0	0	0	0	0	41
Not applicable	IAP	13626	354	7542	353	5907	10334	2817	2765	2769	4510	2023	2044	1974	2538	59556

1947. What are the groups you both belong to? Circle all that apply.

[VAR: BTHGRP2D]

<u>RESPONSE</u>	<u>PUNCH</u>	<u>YEAR</u>														
		<u>1972-82</u>	<u>1982B</u>	<u>1983-87</u>	<u>1987B</u>	<u>1988-91</u>	<u>1993-98</u>	<u>2000</u>	<u>2002</u>	<u>2004</u>	<u>2006</u>	<u>2008</u>	<u>2010</u>	<u>2012</u>	<u>2014</u>	<u>ALL</u>
Fraternal groups	1	0	0	0	0	0	0	0	0	0	0	0	0	0	0	0
Service clubs	2	0	0	0	0	0	0	0	0	0	0	0	0	0	0	0
Veterans groups	3	0	0	0	0	0	0	0	0	0	0	0	0	0	0	0
Political Clubs	4	0	0	0	0	0	0	0	0	0	0	0	0	0	0	0
Labor unions	5	0	0	0	0	0	0	0	0	0	0	0	0	0	0	0
Sports groups	6	0	0	0	0	0	0	0	0	0	0	0	0	0	0	0
Youth groups	7	0	0	0	0	0	0	0	0	0	0	0	0	0	0	0
School service groups	8	0	0	0	0	0	0	0	0	0	0	0	0	0	0	0
Hobby or garden clubs	9	0	0	0	0	0	0	0	0	0	0	0	0	0	0	0
School fraternities of sororities	10	0	0	0	0	0	0	0	0	0	0	0	0	0	0	0
Nationality groups	11	0	0	0	0	0	0	0	0	0	0	0	0	0	0	0
Farm organizations	12	0	0	0	0	0	0	0	0	0	0	0	0	0	0	0
Literary art discussions or study groups	13	0	0	0	0	0	0	0	0	1	0	0	0	0	0	1
Professional or academic societies	14	0	0	0	0	0	0	0	0	0	0	0	0	0	0	0
Church-affiliated groups	15	0	0	0	0	0	0	0	0	0	0	0	0	0	0	0
Other groups	16	0	0	0	0	0	0	0	0	0	0	0	0	0	0	0
Don't Know	98	0	0	0	0	0	0	0	0	0	0	0	0	0	0	0
No Answer	99	0	0	0	0	0	0	0	0	41	0	0	0	0	0	41
Not applicable	IAP	13626	354	7542	353	5907	10334	2817	2765	2770	4510	2023	2044	1974	2538	59557

1948. What are the groups you both belong to? Circle all that apply.

[VAR: BTHGRP2E]

<u>RESPONSE</u>	<u>PUNCH</u>	<u>YEAR</u>														
		<u>1972-82</u>	<u>1982B</u>	<u>1983-87</u>	<u>1987B</u>	<u>1988-91</u>	<u>1993-98</u>	<u>2000</u>	<u>2002</u>	<u>2004</u>	<u>2006</u>	<u>2008</u>	<u>2010</u>	<u>2012</u>	<u>2014</u>	<u>ALL</u>
Fraternal groups	1	0	0	0	0	0	0	0	0	0	0	0	0	0	0	0
Service clubs	2	0	0	0	0	0	0	0	0	0	0	0	0	0	0	0
Veterans groups	3	0	0	0	0	0	0	0	0	0	0	0	0	0	0	0
Political Clubs	4	0	0	0	0	0	0	0	0	0	0	0	0	0	0	0
Labor unions	5	0	0	0	0	0	0	0	0	0	0	0	0	0	0	0
Sports groups	6	0	0	0	0	0	0	0	0	0	0	0	0	0	0	0
Youth groups	7	0	0	0	0	0	0	0	0	0	0	0	0	0	0	0
School service groups	8	0	0	0	0	0	0	0	0	0	0	0	0	0	0	0
Hobby or garden clubs	9	0	0	0	0	0	0	0	0	0	0	0	0	0	0	0
School fraternities of sororities	10	0	0	0	0	0	0	0	0	0	0	0	0	0	0	0
Nationality groups	11	0	0	0	0	0	0	0	0	0	0	0	0	0	0	0
Farm organizations	12	0	0	0	0	0	0	0	0	0	0	0	0	0	0	0
Literary art discussions or study groups	13	0	0	0	0	0	0	0	0	0	0	0	0	0	0	0
Professional or academic societies	14	0	0	0	0	0	0	0	0	1	0	0	0	0	0	1
Church-affiliated groups	15	0	0	0	0	0	0	0	0	0	0	0	0	0	0	0
Other groups	16	0	0	0	0	0	0	0	0	0	0	0	0	0	0	0
Don't Know	98	0	0	0	0	0	0	0	0	0	0	0	0	0	0	0
No Answer	99	0	0	0	0	0	0	0	0	41	0	0	0	0	0	41
Not applicable	IAP	13626	354	7542	353	5907	10334	2817	2765	2770	4510	2023	2044	1974	2538	59557

1949. What are the groups you both belong to? Circle all that apply.

[VAR: BTHGRP2F]

<u>RESPONSE</u>	<u>PUNCH</u>	<u>YEAR</u>														
		<u>1972-82</u>	<u>1982B</u>	<u>1983-87</u>	<u>1987B</u>	<u>1988-91</u>	<u>1993-98</u>	<u>2000</u>	<u>2002</u>	<u>2004</u>	<u>2006</u>	<u>2008</u>	<u>2010</u>	<u>2012</u>	<u>2014</u>	<u>ALL</u>
Fraternal groups	1	0	0	0	0	0	0	0	0	0	0	0	0	0	0	0
Service clubs	2	0	0	0	0	0	0	0	0	0	0	0	0	0	0	0
Veterans groups	3	0	0	0	0	0	0	0	0	0	0	0	0	0	0	0
Political Clubs	4	0	0	0	0	0	0	0	0	0	0	0	0	0	0	0
Labor unions	5	0	0	0	0	0	0	0	0	0	0	0	0	0	0	0
Sports groups	6	0	0	0	0	0	0	0	0	0	0	0	0	0	0	0
Youth groups	7	0	0	0	0	0	0	0	0	0	0	0	0	0	0	0
School service groups	8	0	0	0	0	0	0	0	0	0	0	0	0	0	0	0
Hobby or garden clubs	9	0	0	0	0	0	0	0	0	0	0	0	0	0	0	0
School fraternities of sororities	10	0	0	0	0	0	0	0	0	0	0	0	0	0	0	0
Nationality groups	11	0	0	0	0	0	0	0	0	0	0	0	0	0	0	0
Farm organizations	12	0	0	0	0	0	0	0	0	0	0	0	0	0	0	0
Literary art discussions or study groups	13	0	0	0	0	0	0	0	0	0	0	0	0	0	0	0
Professional or academic societies	14	0	0	0	0	0	0	0	0	0	0	0	0	0	0	0
Church-affiliated groups	15	0	0	0	0	0	0	0	0	1	0	0	0	0	0	1
Other groups	16	0	0	0	0	0	0	0	0	0	0	0	0	0	0	0
Don't Know	98	0	0	0	0	0	0	0	0	0	0	0	0	0	0	0
No Answer	99	0	0	0	0	0	0	0	0	41	0	0	0	0	0	41
Not applicable	IAP	13626	354	7542	353	5907	10334	2817	2765	2770	4510	2023	2044	1974	2538	59557

1950. What are the groups you both belong to? Circle all that apply.

[VAR: BTHGRP3A]

<u>RESPONSE</u>	<u>PUNCH</u>	<u>YEAR</u>														
		<u>1972-82</u>	<u>1982B</u>	<u>1983-87</u>	<u>1987B</u>	<u>1988-91</u>	<u>1993-98</u>	<u>2000</u>	<u>2002</u>	<u>2004</u>	<u>2006</u>	<u>2008</u>	<u>2010</u>	<u>2012</u>	<u>2014</u>	<u>ALL</u>
Fraternal groups	1	0	0	0	0	0	0	0	0	1	0	0	0	0	0	1
Service clubs	2	0	0	0	0	0	0	0	0	1	0	0	0	0	0	1
Veterans groups	3	0	0	0	0	0	0	0	0	0	0	0	0	0	0	0
Political Clubs	4	0	0	0	0	0	0	0	0	0	0	0	0	0	0	0
Labor unions	5	0	0	0	0	0	0	0	0	1	0	0	0	0	0	1
Sports groups	6	0	0	0	0	0	0	0	0	2	0	0	0	0	0	2
Youth groups	7	0	0	0	0	0	0	0	0	1	0	0	0	0	0	1
School service groups	8	0	0	0	0	0	0	0	0	0	0	0	0	0	0	0
Hobby or garden clubs	9	0	0	0	0	0	0	0	0	2	0	0	0	0	0	2
School fraternities of sororities	10	0	0	0	0	0	0	0	0	0	0	0	0	0	0	0
Nationality groups	11	0	0	0	0	0	0	0	0	3	0	0	0	0	0	3
Farm organizations	12	0	0	0	0	0	0	0	0	0	0	0	0	0	0	0
Literary art discussions or study groups	13	0	0	0	0	0	0	0	0	5	0	0	0	0	0	5
Professional or academic societies	14	0	0	0	0	0	0	0	0	4	0	0	0	0	0	4
Church-affiliated groups	15	0	0	0	0	0	0	0	0	18	0	0	0	0	0	18
Other groups	16	0	0	0	0	0	0	0	0	6	0	0	0	0	0	6
Don't Know	98	0	0	0	0	0	0	0	0	2	0	0	0	0	0	2
No Answer	99	0	0	0	0	0	0	0	0	48	0	0	0	0	0	48
Not applicable	IAP	13626	354	7542	353	5907	10334	2817	2765	2718	4510	2023	2044	1974	2538	59505

1951. What are the groups you both belong to? Circle all that apply.

[VAR: BTHGRP3B]

<u>RESPONSE</u>	<u>PUNCH</u>	<u>YEAR</u>														
		<u>1972-82</u>	<u>1982B</u>	<u>1983-87</u>	<u>1987B</u>	<u>1988-91</u>	<u>1993-98</u>	<u>2000</u>	<u>2002</u>	<u>2004</u>	<u>2006</u>	<u>2008</u>	<u>2010</u>	<u>2012</u>	<u>2014</u>	<u>ALL</u>
Fraternal groups	1	0	0	0	0	0	0	0	0	0	0	0	0	0	0	0
Service clubs	2	0	0	0	0	0	0	0	0	0	0	0	0	0	0	0
Veterans groups	3	0	0	0	0	0	0	0	0	0	0	0	0	0	0	0
Political Clubs	4	0	0	0	0	0	0	0	0	0	0	0	0	0	0	0
Labor unions	5	0	0	0	0	0	0	0	0	0	0	0	0	0	0	0
Sports groups	6	0	0	0	0	0	0	0	0	0	0	0	0	0	0	0
Youth groups	7	0	0	0	0	0	0	0	0	0	0	0	0	0	0	0
School service groups	8	0	0	0	0	0	0	0	0	0	0	0	0	0	0	0
Hobby or garden clubs	9	0	0	0	0	0	0	0	0	1	0	0	0	0	0	1
School fraternities of sororities	10	0	0	0	0	0	0	0	0	0	0	0	0	0	0	0
Nationality groups	11	0	0	0	0	0	0	0	0	0	0	0	0	0	0	0
Farm organizations	12	0	0	0	0	0	0	0	0	1	0	0	0	0	0	1
Literary art discussions or study groups	13	0	0	0	0	0	0	0	0	1	0	0	0	0	0	1
Professional or academic societies	14	0	0	0	0	0	0	0	0	1	0	0	0	0	0	1
Church-affiliated groups	15	0	0	0	0	0	0	0	0	0	0	0	0	0	0	0
Other groups	16	0	0	0	0	0	0	0	0	0	0	0	0	0	0	0
Don't Know	98	0	0	0	0	0	0	0	0	0	0	0	0	0	0	0
No Answer	99	0	0	0	0	0	0	0	0	41	0	0	0	0	0	41
Not applicable	IAP	13626	354	7542	353	5907	10334	2817	2765	2767	4510	2023	2044	1974	2538	59554

1952. What are the groups you both belong to? Circle all that apply.

[VAR: BTHGRP3C]

<u>RESPONSE</u>	<u>PUNCH</u>	<u>YEAR</u>														
		<u>1972-82</u>	<u>1982B</u>	<u>1983-87</u>	<u>1987B</u>	<u>1988-91</u>	<u>1993-98</u>	<u>2000</u>	<u>2002</u>	<u>2004</u>	<u>2006</u>	<u>2008</u>	<u>2010</u>	<u>2012</u>	<u>2014</u>	<u>ALL</u>
Fraternal groups	1	0	0	0	0	0	0	0	0	0	0	0	0	0	0	0
Service clubs	2	0	0	0	0	0	0	0	0	0	0	0	0	0	0	0
Veterans groups	3	0	0	0	0	0	0	0	0	0	0	0	0	0	0	0
Political Clubs	4	0	0	0	0	0	0	0	0	0	0	0	0	0	0	0
Labor unions	5	0	0	0	0	0	0	0	0	0	0	0	0	0	0	0
Sports groups	6	0	0	0	0	0	0	0	0	0	0	0	0	0	0	0
Youth groups	7	0	0	0	0	0	0	0	0	0	0	0	0	0	0	0
School service groups	8	0	0	0	0	0	0	0	0	0	0	0	0	0	0	0
Hobby or garden clubs	9	0	0	0	0	0	0	0	0	0	0	0	0	0	0	0
School fraternities of sororities	10	0	0	0	0	0	0	0	0	0	0	0	0	0	0	0
Nationality groups	11	0	0	0	0	0	0	0	0	0	0	0	0	0	0	0
Farm organizations	12	0	0	0	0	0	0	0	0	0	0	0	0	0	0	0
Literary art discussions or study groups	13	0	0	0	0	0	0	0	0	0	0	0	0	0	0	0
Professional or academic societies	14	0	0	0	0	0	0	0	0	0	0	0	0	0	0	0
Church-affiliated groups	15	0	0	0	0	0	0	0	0	0	0	0	0	0	0	0
Other groups	16	0	0	0	0	0	0	0	0	1	0	0	0	0	0	1
Don't Know	98	0	0	0	0	0	0	0	0	0	0	0	0	0	0	0
No Answer	99	0	0	0	0	0	0	0	0	41	0	0	0	0	0	41
Not applicable	IAP	13626	354	7542	353	5907	10334	2817	2765	2770	4510	2023	2044	1974	2538	59557

1953. What are the groups you both belong to? Circle all that apply.

[VAR: BTHGRP3D]

<u>RESPONSE</u>	<u>PUNCH</u>	<u>YEAR</u>														
		<u>1972-82</u>	<u>1982B</u>	<u>1983-87</u>	<u>1987B</u>	<u>1988-91</u>	<u>1993-98</u>	<u>2000</u>	<u>2002</u>	<u>2004</u>	<u>2006</u>	<u>2008</u>	<u>2010</u>	<u>2012</u>	<u>2014</u>	<u>ALL</u>
Fraternal groups	1	0	0	0	0	0	0	0	0	0	0	0	0	0	0	0
Service clubs	2	0	0	0	0	0	0	0	0	0	0	0	0	0	0	0
Veterans groups	3	0	0	0	0	0	0	0	0	0	0	0	0	0	0	0
Political Clubs	4	0	0	0	0	0	0	0	0	0	0	0	0	0	0	0
Labor unions	5	0	0	0	0	0	0	0	0	0	0	0	0	0	0	0
Sports groups	6	0	0	0	0	0	0	0	0	0	0	0	0	0	0	0
Youth groups	7	0	0	0	0	0	0	0	0	0	0	0	0	0	0	0
School service groups	8	0	0	0	0	0	0	0	0	0	0	0	0	0	0	0
Hobby or garden clubs	9	0	0	0	0	0	0	0	0	0	0	0	0	0	0	0
School fraternities of sororities	10	0	0	0	0	0	0	0	0	0	0	0	0	0	0	0
Nationality groups	11	0	0	0	0	0	0	0	0	0	0	0	0	0	0	0
Farm organizations	12	0	0	0	0	0	0	0	0	0	0	0	0	0	0	0
Literary art discussions or study groups	13	0	0	0	0	0	0	0	0	0	0	0	0	0	0	0
Professional or academic societies	14	0	0	0	0	0	0	0	0	0	0	0	0	0	0	0
Church-affiliated groups	15	0	0	0	0	0	0	0	0	0	0	0	0	0	0	0
Other groups	16	0	0	0	0	0	0	0	0	0	0	0	0	0	0	0
Don't Know	98	0	0	0	0	0	0	0	0	0	0	0	0	0	0	0
No Answer	99	0	0	0	0	0	0	0	0	41	0	0	0	0	0	41
Not applicable	IAP	13626	354	7542	353	5907	10334	2817	2765	2771	4510	2023	2044	1974	2538	59558

1954. What are the groups you both belong to? Circle all that apply.

[VAR: BTHGRP3E]

<u>RESPONSE</u>	<u>PUNCH</u>	<u>YEAR</u>														
		<u>1972-82</u>	<u>1982B</u>	<u>1983-87</u>	<u>1987B</u>	<u>1988-91</u>	<u>1993-98</u>	<u>2000</u>	<u>2002</u>	<u>2004</u>	<u>2006</u>	<u>2008</u>	<u>2010</u>	<u>2012</u>	<u>2014</u>	<u>ALL</u>
Fraternal groups	1	0	0	0	0	0	0	0	0	0	0	0	0	0	0	0
Service clubs	2	0	0	0	0	0	0	0	0	0	0	0	0	0	0	0
Veterans groups	3	0	0	0	0	0	0	0	0	0	0	0	0	0	0	0
Political Clubs	4	0	0	0	0	0	0	0	0	0	0	0	0	0	0	0
Labor unions	5	0	0	0	0	0	0	0	0	0	0	0	0	0	0	0
Sports groups	6	0	0	0	0	0	0	0	0	0	0	0	0	0	0	0
Youth groups	7	0	0	0	0	0	0	0	0	0	0	0	0	0	0	0
School service groups	8	0	0	0	0	0	0	0	0	0	0	0	0	0	0	0
Hobby or garden clubs	9	0	0	0	0	0	0	0	0	0	0	0	0	0	0	0
School fraternities of sororities	10	0	0	0	0	0	0	0	0	0	0	0	0	0	0	0
Nationality groups	11	0	0	0	0	0	0	0	0	0	0	0	0	0	0	0
Farm organizations	12	0	0	0	0	0	0	0	0	0	0	0	0	0	0	0
Literary art discussions or study groups	13	0	0	0	0	0	0	0	0	0	0	0	0	0	0	0
Professional or academic societies	14	0	0	0	0	0	0	0	0	0	0	0	0	0	0	0
Church-affiliated groups	15	0	0	0	0	0	0	0	0	0	0	0	0	0	0	0
Other groups	16	0	0	0	0	0	0	0	0	0	0	0	0	0	0	0
Don't Know	98	0	0	0	0	0	0	0	0	0	0	0	0	0	0	0
No Answer	99	0	0	0	0	0	0	0	0	41	0	0	0	0	0	41
Not applicable	IAP	13626	354	7542	353	5907	10334	2817	2765	2771	4510	2023	2044	1974	2538	59558

1955. What are the groups you both belong to? Circle all that apply.

[VAR: BTHGRP3F]

<u>RESPONSE</u>	<u>PUNCH</u>	<u>YEAR</u>														
		<u>1972-82</u>	<u>1982B</u>	<u>1983-87</u>	<u>1987B</u>	<u>1988-91</u>	<u>1993-98</u>	<u>2000</u>	<u>2002</u>	<u>2004</u>	<u>2006</u>	<u>2008</u>	<u>2010</u>	<u>2012</u>	<u>2014</u>	<u>ALL</u>
Fraternal groups	1	0	0	0	0	0	0	0	0	0	0	0	0	0	0	0
Service clubs	2	0	0	0	0	0	0	0	0	0	0	0	0	0	0	0
Veterans groups	3	0	0	0	0	0	0	0	0	0	0	0	0	0	0	0
Political Clubs	4	0	0	0	0	0	0	0	0	0	0	0	0	0	0	0
Labor unions	5	0	0	0	0	0	0	0	0	0	0	0	0	0	0	0
Sports groups	6	0	0	0	0	0	0	0	0	0	0	0	0	0	0	0
Youth groups	7	0	0	0	0	0	0	0	0	0	0	0	0	0	0	0
School service groups	8	0	0	0	0	0	0	0	0	0	0	0	0	0	0	0
Hobby or garden clubs	9	0	0	0	0	0	0	0	0	0	0	0	0	0	0	0
School fraternities of sororities	10	0	0	0	0	0	0	0	0	0	0	0	0	0	0	0
Nationality groups	11	0	0	0	0	0	0	0	0	0	0	0	0	0	0	0
Farm organizations	12	0	0	0	0	0	0	0	0	0	0	0	0	0	0	0
Literary art discussions or study groups	13	0	0	0	0	0	0	0	0	0	0	0	0	0	0	0
Professional or academic societies	14	0	0	0	0	0	0	0	0	0	0	0	0	0	0	0
Church-affiliated groups	15	0	0	0	0	0	0	0	0	0	0	0	0	0	0	0
Other groups	16	0	0	0	0	0	0	0	0	0	0	0	0	0	0	0
Don't Know	98	0	0	0	0	0	0	0	0	0	0	0	0	0	0	0
No Answer	99	0	0	0	0	0	0	0	0	0	0	0	0	0	0	0
Not applicable	IAP	13626	354	7542	353	5907	10334	2817	2765	2812	4510	2023	2044	1974	2538	59599

1955. What are the groups you both belong to? Circle all that apply.

[VAR: BTHGRP4A]

<u>RESPONSE</u>	<u>PUNCH</u>	<u>YEAR</u>														
		<u>1972-82</u>	<u>1982B</u>	<u>1983-87</u>	<u>1987B</u>	<u>1988-91</u>	<u>1993-98</u>	<u>2000</u>	<u>2002</u>	<u>2004</u>	<u>2006</u>	<u>2008</u>	<u>2010</u>	<u>2012</u>	<u>2014</u>	<u>ALL</u>
Fraternal groups	1	0	0	0	0	0	0	0	0	2	0	0	0	0	0	2
Service clubs	2	0	0	0	0	0	0	0	0	0	0	0	0	0	0	0
Veterans groups	3	0	0	0	0	0	0	0	0	0	0	0	0	0	0	0
Political Clubs	4	0	0	0	0	0	0	0	0	0	0	0	0	0	0	0
Labor unions	5	0	0	0	0	0	0	0	0	0	0	0	0	0	0	0
Sports groups	6	0	0	0	0	0	0	0	0	2	0	0	0	0	0	2
Youth groups	7	0	0	0	0	0	0	0	0	1	0	0	0	0	0	1
School service groups	8	0	0	0	0	0	0	0	0	2	0	0	0	0	0	2
Hobby or garden clubs	9	0	0	0	0	0	0	0	0	1	0	0	0	0	0	1
School fraternities of sororities	10	0	0	0	0	0	0	0	0	1	0	0	0	0	0	1
Nationality groups	11	0	0	0	0	0	0	0	0	2	0	0	0	0	0	2
Farm organizations	12	0	0	0	0	0	0	0	0	0	0	0	0	0	0	0
Literary art discussions or study groups	13	0	0	0	0	0	0	0	0	2	0	0	0	0	0	2
Professional or academic societies	14	0	0	0	0	0	0	0	0	3	0	0	0	0	0	3
Church-affiliated groups	15	0	0	0	0	0	0	0	0	11	0	0	0	0	0	11
Other groups	16	0	0	0	0	0	0	0	0	4	0	0	0	0	0	4
Don't Know	98	0	0	0	0	0	0	0	0	1	0	0	0	0	0	1
No Answer	99	0	0	0	0	0	0	0	0	46	0	0	0	0	0	46
Not applicable	IAP	13626	354	7542	353	5907	10334	2817	2765	2734	4510	2023	2044	1974	2538	59521

1956. What are the groups you both belong to? Circle all that apply.

[VAR: BTHGRP4B]

<u>RESPONSE</u>	<u>PUNCH</u>	<u>YEAR</u>														
		<u>1972-82</u>	<u>1982B</u>	<u>1983-87</u>	<u>1987B</u>	<u>1988-91</u>	<u>1993-98</u>	<u>2000</u>	<u>2002</u>	<u>2004</u>	<u>2006</u>	<u>2008</u>	<u>2010</u>	<u>2012</u>	<u>2014</u>	<u>ALL</u>
Fraternal groups	1	0	0	0	0	0	0	0	0	0	0	0	0	0	0	0
Service clubs	2	0	0	0	0	0	0	0	0	0	0	0	0	0	0	0
Veterans groups	3	0	0	0	0	0	0	0	0	1	0	0	0	0	0	1
Political Clubs	4	0	0	0	0	0	0	0	0	0	0	0	0	0	0	0
Labor unions	5	0	0	0	0	0	0	0	0	0	0	0	0	0	0	0
Sports groups	6	0	0	0	0	0	0	0	0	0	0	0	0	0	0	0
Youth groups	7	0	0	0	0	0	0	0	0	0	0	0	0	0	0	0
School service groups	8	0	0	0	0	0	0	0	0	0	0	0	0	0	0	0
Hobby or garden clubs	9	0	0	0	0	0	0	0	0	0	0	0	0	0	0	0
School fraternities of sororities	10	0	0	0	0	0	0	0	0	0	0	0	0	0	0	0
Nationality groups	11	0	0	0	0	0	0	0	0	0	0	0	0	0	0	0
Farm organizations	12	0	0	0	0	0	0	0	0	0	0	0	0	0	0	0
Literary art discussions or study groups	13	0	0	0	0	0	0	0	0	0	0	0	0	0	0	0
Professional or academic societies	14	0	0	0	0	0	0	0	0	0	0	0	0	0	0	0
Church-affiliated groups	15	0	0	0	0	0	0	0	0	1	0	0	0	0	0	1
Other groups	16	0	0	0	0	0	0	0	0	1	0	0	0	0	0	1
Don't Know	98	0	0	0	0	0	0	0	0	0	0	0	0	0	0	0
No Answer	99	0	0	0	0	0	0	0	0	41	0	0	0	0	0	41
Not applicable	IAP	13626	354	7542	353	5907	10334	2817	2765	2768	4510	2023	2044	1974	2538	59555

1957. What are the groups you both belong to? Circle all that apply.

[VAR: BTHGRP4C]

<u>RESPONSE</u>	<u>PUNCH</u>	<u>YEAR</u>														
		<u>1972-82</u>	<u>1982B</u>	<u>1983-87</u>	<u>1987B</u>	<u>1988-91</u>	<u>1993-98</u>	<u>2000</u>	<u>2002</u>	<u>2004</u>	<u>2006</u>	<u>2008</u>	<u>2010</u>	<u>2012</u>	<u>2014</u>	<u>ALL</u>
Fraternal groups	1	0	0	0	0	0	0	0	0	0	0	0	0	0	0	0
Service clubs	2	0	0	0	0	0	0	0	0	0	0	0	0	0	0	0
Veterans groups	3	0	0	0	0	0	0	0	0	0	0	0	0	0	0	0
Political Clubs	4	0	0	0	0	0	0	0	0	1	0	0	0	0	0	1
Labor unions	5	0	0	0	0	0	0	0	0	0	0	0	0	0	0	0
Sports groups	6	0	0	0	0	0	0	0	0	0	0	0	0	0	0	0
Youth groups	7	0	0	0	0	0	0	0	0	0	0	0	0	0	0	0
School service groups	8	0	0	0	0	0	0	0	0	0	0	0	0	0	0	0
Hobby or garden clubs	9	0	0	0	0	0	0	0	0	0	0	0	0	0	0	0
School fraternities of sororities	10	0	0	0	0	0	0	0	0	0	0	0	0	0	0	0
Nationality groups	11	0	0	0	0	0	0	0	0	0	0	0	0	0	0	0
Farm organizations	12	0	0	0	0	0	0	0	0	0	0	0	0	0	0	0
Literary art discussions or study groups	13	0	0	0	0	0	0	0	0	0	0	0	0	0	0	0
Professional or academic societies	14	0	0	0	0	0	0	0	0	0	0	0	0	0	0	0
Church-affiliated groups	15	0	0	0	0	0	0	0	0	0	0	0	0	0	0	0
Other groups	16	0	0	0	0	0	0	0	0	0	0	0	0	0	0	0
Don't Know	98	0	0	0	0	0	0	0	0	0	0	0	0	0	0	0
No Answer	99	0	0	0	0	0	0	0	0	41	0	0	0	0	0	41
Not applicable	IAP	13626	354	7542	353	5907	10334	2817	2765	2770	4510	2023	2044	1974	2538	59557

1958. What are the groups you both belong to? Circle all that apply.

[VAR: BTHGRP4D]

<u>RESPONSE</u>	<u>PUNCH</u>	<u>YEAR</u>														
		<u>1972-82</u>	<u>1982B</u>	<u>1983-87</u>	<u>1987B</u>	<u>1988-91</u>	<u>1993-98</u>	<u>2000</u>	<u>2002</u>	<u>2004</u>	<u>2006</u>	<u>2008</u>	<u>2010</u>	<u>2012</u>	<u>2014</u>	<u>ALL</u>
Fraternal groups	1	0	0	0	0	0	0	0	0	0	0	0	0	0	0	0
Service clubs	2	0	0	0	0	0	0	0	0	0	0	0	0	0	0	0
Veterans groups	3	0	0	0	0	0	0	0	0	0	0	0	0	0	0	0
Political Clubs	4	0	0	0	0	0	0	0	0	0	0	0	0	0	0	0
Labor unions	5	0	0	0	0	0	0	0	0	0	0	0	0	0	0	0
Sports groups	6	0	0	0	0	0	0	0	0	0	0	0	0	0	0	0
Youth groups	7	0	0	0	0	0	0	0	0	0	0	0	0	0	0	0
School service groups	8	0	0	0	0	0	0	0	0	0	0	0	0	0	0	0
Hobby or garden clubs	9	0	0	0	0	0	0	0	0	0	0	0	0	0	0	0
School fraternities of sororities	10	0	0	0	0	0	0	0	0	0	0	0	0	0	0	0
Nationality groups	11	0	0	0	0	0	0	0	0	0	0	0	0	0	0	0
Farm organizations	12	0	0	0	0	0	0	0	0	0	0	0	0	0	0	0
Literary art discussions or study groups	13	0	0	0	0	0	0	0	0	0	0	0	0	0	0	0
Professional or academic societies	14	0	0	0	0	0	0	0	0	0	0	0	0	0	0	0
Church-affiliated groups	15	0	0	0	0	0	0	0	0	1	0	0	0	0	0	1
Other groups	16	0	0	0	0	0	0	0	0	0	0	0	0	0	0	0
Don't Know	98	0	0	0	0	0	0	0	0	0	0	0	0	0	0	0
No Answer	99	0	0	0	0	0	0	0	0	41	0	0	0	0	0	41
Not applicable	IAP	13626	354	7542	353	5907	10334	2817	2765	2770	4510	2023	2044	1974	2538	59557

1959. What are the groups you both belong to? Circle all that apply.

[VAR: BTHGRP4E]

<u>RESPONSE</u>	<u>PUNCH</u>	<u>YEAR</u>														
		<u>1972-82</u>	<u>1982B</u>	<u>1983-87</u>	<u>1987B</u>	<u>1988-91</u>	<u>1993-98</u>	<u>2000</u>	<u>2002</u>	<u>2004</u>	<u>2006</u>	<u>2008</u>	<u>2010</u>	<u>2012</u>	<u>2014</u>	<u>ALL</u>
Fraternal groups	1	0	0	0	0	0	0	0	0	0	0	0	0	0	0	0
Service clubs	2	0	0	0	0	0	0	0	0	0	0	0	0	0	0	0
Veterans groups	3	0	0	0	0	0	0	0	0	0	0	0	0	0	0	0
Political Clubs	4	0	0	0	0	0	0	0	0	0	0	0	0	0	0	0
Labor unions	5	0	0	0	0	0	0	0	0	0	0	0	0	0	0	0
Sports groups	6	0	0	0	0	0	0	0	0	0	0	0	0	0	0	0
Youth groups	7	0	0	0	0	0	0	0	0	0	0	0	0	0	0	0
School service groups	8	0	0	0	0	0	0	0	0	0	0	0	0	0	0	0
Hobby or garden clubs	9	0	0	0	0	0	0	0	0	0	0	0	0	0	0	0
School fraternities of sororities	10	0	0	0	0	0	0	0	0	0	0	0	0	0	0	0
Nationality groups	11	0	0	0	0	0	0	0	0	0	0	0	0	0	0	0
Farm organizations	12	0	0	0	0	0	0	0	0	0	0	0	0	0	0	0
Literary art discussions or study groups	13	0	0	0	0	0	0	0	0	0	0	0	0	0	0	0
Professional or academic societies	14	0	0	0	0	0	0	0	0	0	0	0	0	0	0	0
Church-affiliated groups	15	0	0	0	0	0	0	0	0	0	0	0	0	0	0	0
Other groups	16	0	0	0	0	0	0	0	0	0	0	0	0	0	0	0
Don't Know	98	0	0	0	0	0	0	0	0	0	0	0	0	0	0	0
No Answer	99	0	0	0	0	0	0	0	0	41	0	0	0	0	0	41
Not applicable	IAP	13626	354	7542	353	5907	10334	2817	2765	2771	4510	2023	2044	1974	2538	59558

1960. What are the groups you both belong to? Circle all that apply.

[VAR: BTHGRP4F]

<u>RESPONSE</u>	<u>PUNCH</u>	<u>YEAR</u>														
		<u>1972-82</u>	<u>1982B</u>	<u>1983-87</u>	<u>1987B</u>	<u>1988-91</u>	<u>1993-98</u>	<u>2000</u>	<u>2002</u>	<u>2004</u>	<u>2006</u>	<u>2008</u>	<u>2010</u>	<u>2012</u>	<u>2014</u>	<u>ALL</u>
Fraternal groups	1	0	0	0	0	0	0	0	0	0	0	0	0	0	0	0
Service clubs	2	0	0	0	0	0	0	0	0	0	0	0	0	0	0	0
Veterans groups	3	0	0	0	0	0	0	0	0	0	0	0	0	0	0	0
Political Clubs	4	0	0	0	0	0	0	0	0	0	0	0	0	0	0	0
Labor unions	5	0	0	0	0	0	0	0	0	0	0	0	0	0	0	0
Sports groups	6	0	0	0	0	0	0	0	0	0	0	0	0	0	0	0
Youth groups	7	0	0	0	0	0	0	0	0	0	0	0	0	0	0	0
School service groups	8	0	0	0	0	0	0	0	0	0	0	0	0	0	0	0
Hobby or garden clubs	9	0	0	0	0	0	0	0	0	0	0	0	0	0	0	0
School fraternities of sororities	10	0	0	0	0	0	0	0	0	0	0	0	0	0	0	0
Nationality groups	11	0	0	0	0	0	0	0	0	0	0	0	0	0	0	0
Farm organizations	12	0	0	0	0	0	0	0	0	0	0	0	0	0	0	0
Literary art discussions or study groups	13	0	0	0	0	0	0	0	0	0	0	0	0	0	0	0
Professional or academic societies	14	0	0	0	0	0	0	0	0	0	0	0	0	0	0	0
Church-affiliated groups	15	0	0	0	0	0	0	0	0	0	0	0	0	0	0	0
Other groups	16	0	0	0	0	0	0	0	0	0	0	0	0	0	0	0
Don't Know	98	0	0	0	0	0	0	0	0	0	0	0	0	0	0	0
No Answer	99	0	0	0	0	0	0	0	0	41	0	0	0	0	0	41
Not applicable	IAP	13626	354	7542	353	5907	10334	2817	2765	2771	4510	2023	2044	1974	2538	59558

1961. What are the groups you both belong to? Circle all that apply.

[VAR: BTHGRP5A]

<u>RESPONSE</u>	<u>PUNCH</u>	<u>YEAR</u>														
		<u>1972-82</u>	<u>1982B</u>	<u>1983-87</u>	<u>1987B</u>	<u>1988-91</u>	<u>1993-98</u>	<u>2000</u>	<u>2002</u>	<u>2004</u>	<u>2006</u>	<u>2008</u>	<u>2010</u>	<u>2012</u>	<u>2014</u>	<u>ALL</u>
Fraternal groups	1	0	0	0	0	0	0	0	0	1	0	0	0	0	0	1
Service clubs	2	0	0	0	0	0	0	0	0	0	0	0	0	0	0	0
Veterans groups	3	0	0	0	0	0	0	0	0	0	0	0	0	0	0	0
Political Clubs	4	0	0	0	0	0	0	0	0	0	0	0	0	0	0	0
Labor unions	5	0	0	0	0	0	0	0	0	1	0	0	0	0	0	1
Sports groups	6	0	0	0	0	0	0	0	0	0	0	0	0	0	0	0
Youth groups	7	0	0	0	0	0	0	0	0	0	0	0	0	0	0	0
School service groups	8	0	0	0	0	0	0	0	0	0	0	0	0	0	0	0
Hobby or garden clubs	9	0	0	0	0	0	0	0	0	0	0	0	0	0	0	0
School fraternities of sororities	10	0	0	0	0	0	0	0	0	0	0	0	0	0	0	0
Nationality groups	11	0	0	0	0	0	0	0	0	0	0	0	0	0	0	0
Farm organizations	12	0	0	0	0	0	0	0	0	0	0	0	0	0	0	0
Literary art discussions or study groups	13	0	0	0	0	0	0	0	0	1	0	0	0	0	0	1
Professional or academic societies	14	0	0	0	0	0	0	0	0	1	0	0	0	0	0	1
Church-affiliated groups	15	0	0	0	0	0	0	0	0	9	0	0	0	0	0	9
Other groups	16	0	0	0	0	0	0	0	0	2	0	0	0	0	0	2
Don't Know	98	0	0	0	0	0	0	0	0	0	0	0	0	0	0	0
No Answer	99	0	0	0	0	0	0	0	0	46	0	0	0	0	0	46
Not applicable	IAP	13626	354	7542	353	5907	10334	2817	2765	2751	4510	2023	2044	1974	2538	59538

1962. What are the groups you both belong to? Circle all that apply.

[VAR: BTHGRP5B]

<u>RESPONSE</u>	<u>PUNCH</u>	<u>YEAR</u>														
		<u>1972-82</u>	<u>1982B</u>	<u>1983-87</u>	<u>1987B</u>	<u>1988-91</u>	<u>1993-98</u>	<u>2000</u>	<u>2002</u>	<u>2004</u>	<u>2006</u>	<u>2008</u>	<u>2010</u>	<u>2012</u>	<u>2014</u>	<u>ALL</u>
Fraternal groups	1	0	0	0	0	0	0	0	0	0	0	0	0	0	0	0
Service clubs	2	0	0	0	0	0	0	0	0	0	0	0	0	0	0	0
Veterans groups	3	0	0	0	0	0	0	0	0	0	0	0	0	0	0	0
Political Clubs	4	0	0	0	0	0	0	0	0	0	0	0	0	0	0	0
Labor unions	5	0	0	0	0	0	0	0	0	0	0	0	0	0	0	0
Sports groups	6	0	0	0	0	0	0	0	0	0	0	0	0	0	0	0
Youth groups	7	0	0	0	0	0	0	0	0	0	0	0	0	0	0	0
School service groups	8	0	0	0	0	0	0	0	0	0	0	0	0	0	0	0
Hobby or garden clubs	9	0	0	0	0	0	0	0	0	0	0	0	0	0	0	0
School fraternities of sororities	10	0	0	0	0	0	0	0	0	0	0	0	0	0	0	0
Nationality groups	11	0	0	0	0	0	0	0	0	0	0	0	0	0	0	0
Farm organizations	12	0	0	0	0	0	0	0	0	0	0	0	0	0	0	0
Literary art discussions or study groups	13	0	0	0	0	0	0	0	0	0	0	0	0	0	0	0
Professional or academic societies	14	0	0	0	0	0	0	0	0	0	0	0	0	0	0	0
Church-affiliated groups	15	0	0	0	0	0	0	0	0	1	0	0	0	0	0	1
Other groups	16	0	0	0	0	0	0	0	0	2	0	0	0	0	0	2
Don't Know	98	0	0	0	0	0	0	0	0	0	0	0	0	0	0	0
No Answer	99	0	0	0	0	0	0	0	0	41	0	0	0	0	0	41
Not applicable	IAP	13626	354	7542	353	5907	10334	2817	2765	2768	4510	2023	2044	1974	2538	59555

1963. What are the groups you both belong to? Circle all that apply.

[VAR: BTHGRP5C]

<u>RESPONSE</u>	<u>PUNCH</u>	<u>YEAR</u>														
		<u>1972-82</u>	<u>1982B</u>	<u>1983-87</u>	<u>1987B</u>	<u>1988-91</u>	<u>1993-98</u>	<u>2000</u>	<u>2002</u>	<u>2004</u>	<u>2006</u>	<u>2008</u>	<u>2010</u>	<u>2012</u>	<u>2014</u>	<u>ALL</u>
Fraternal groups	1	0	0	0	0	0	0	0	0	0	0	0	0	0	0	0
Service clubs	2	0	0	0	0	0	0	0	0	0	0	0	0	0	0	0
Veterans groups	3	0	0	0	0	0	0	0	0	0	0	0	0	0	0	0
Political Clubs	4	0	0	0	0	0	0	0	0	0	0	0	0	0	0	0
Labor unions	5	0	0	0	0	0	0	0	0	0	0	0	0	0	0	0
Sports groups	6	0	0	0	0	0	0	0	0	0	0	0	0	0	0	0
Youth groups	7	0	0	0	0	0	0	0	0	0	0	0	0	0	0	0
School service groups	8	0	0	0	0	0	0	0	0	0	0	0	0	0	0	0
Hobby or garden clubs	9	0	0	0	0	0	0	0	0	0	0	0	0	0	0	0
School fraternities of sororities	10	0	0	0	0	0	0	0	0	0	0	0	0	0	0	0
Nationality groups	11	0	0	0	0	0	0	0	0	0	0	0	0	0	0	0
Farm organizations	12	0	0	0	0	0	0	0	0	0	0	0	0	0	0	0
Literary art discussions or study groups	13	0	0	0	0	0	0	0	0	0	0	0	0	0	0	0
Professional or academic societies	14	0	0	0	0	0	0	0	0	0	0	0	0	0	0	0
Church-affiliated groups	15	0	0	0	0	0	0	0	0	0	0	0	0	0	0	0
Other groups	16	0	0	0	0	0	0	0	0	0	0	0	0	0	0	0
Don't Know	98	0	0	0	0	0	0	0	0	0	0	0	0	0	0	0
No Answer	99	0	0	0	0	0	0	0	0	41	0	0	0	0	0	41
Not applicable	IAP	13626	354	7542	353	5907	10334	2817	2765	2771	4510	2023	2044	1974	2538	59558

1964. What are the groups you both belong to? Circle all that apply.

[VAR: BTHGRP5D]

<u>RESPONSE</u>	<u>PUNCH</u>	<u>YEAR</u>														
		<u>1972-82</u>	<u>1982B</u>	<u>1983-87</u>	<u>1987B</u>	<u>1988-91</u>	<u>1993-98</u>	<u>2000</u>	<u>2002</u>	<u>2004</u>	<u>2006</u>	<u>2008</u>	<u>2010</u>	<u>2012</u>	<u>2014</u>	<u>ALL</u>
Fraternal groups	1	0	0	0	0	0	0	0	0	0	0	0	0	0	0	0
Service clubs	2	0	0	0	0	0	0	0	0	0	0	0	0	0	0	0
Veterans groups	3	0	0	0	0	0	0	0	0	0	0	0	0	0	0	0
Political Clubs	4	0	0	0	0	0	0	0	0	0	0	0	0	0	0	0
Labor unions	5	0	0	0	0	0	0	0	0	0	0	0	0	0	0	0
Sports groups	6	0	0	0	0	0	0	0	0	0	0	0	0	0	0	0
Youth groups	7	0	0	0	0	0	0	0	0	0	0	0	0	0	0	0
School service groups	8	0	0	0	0	0	0	0	0	0	0	0	0	0	0	0
Hobby or garden clubs	9	0	0	0	0	0	0	0	0	0	0	0	0	0	0	0
School fraternities of sororities	10	0	0	0	0	0	0	0	0	0	0	0	0	0	0	0
Nationality groups	11	0	0	0	0	0	0	0	0	0	0	0	0	0	0	0
Farm organizations	12	0	0	0	0	0	0	0	0	0	0	0	0	0	0	0
Literary art discussions or study groups	13	0	0	0	0	0	0	0	0	0	0	0	0	0	0	0
Professional or academic societies	14	0	0	0	0	0	0	0	0	0	0	0	0	0	0	0
Church-affiliated groups	15	0	0	0	0	0	0	0	0	0	0	0	0	0	0	0
Other groups	16	0	0	0	0	0	0	0	0	0	0	0	0	0	0	0
Don't Know	98	0	0	0	0	0	0	0	0	0	0	0	0	0	0	0
No Answer	99	0	0	0	0	0	0	0	0	41	0	0	0	0	0	41
Not applicable	IAP	13626	354	7542	353	5907	10334	2817	2765	2771	4510	2023	2044	1974	2538	59558

1965. What are the groups you both belong to? Circle all that apply.

[VAR: BTHGRP5E]

<u>RESPONSE</u>	<u>PUNCH</u>	<u>YEAR</u>														
		<u>1972-82</u>	<u>1982B</u>	<u>1983-87</u>	<u>1987B</u>	<u>1988-91</u>	<u>1993-98</u>	<u>2000</u>	<u>2002</u>	<u>2004</u>	<u>2006</u>	<u>2008</u>	<u>2010</u>	<u>2012</u>	<u>2014</u>	<u>ALL</u>
Fraternal groups	1	0	0	0	0	0	0	0	0	0	0	0	0	0	0	0
Service clubs	2	0	0	0	0	0	0	0	0	0	0	0	0	0	0	0
Veterans groups	3	0	0	0	0	0	0	0	0	0	0	0	0	0	0	0
Political Clubs	4	0	0	0	0	0	0	0	0	0	0	0	0	0	0	0
Labor unions	5	0	0	0	0	0	0	0	0	0	0	0	0	0	0	0
Sports groups	6	0	0	0	0	0	0	0	0	0	0	0	0	0	0	0
Youth groups	7	0	0	0	0	0	0	0	0	0	0	0	0	0	0	0
School service groups	8	0	0	0	0	0	0	0	0	0	0	0	0	0	0	0
Hobby or garden clubs	9	0	0	0	0	0	0	0	0	0	0	0	0	0	0	0
School fraternities of sororities	10	0	0	0	0	0	0	0	0	0	0	0	0	0	0	0
Nationality groups	11	0	0	0	0	0	0	0	0	0	0	0	0	0	0	0
Farm organizations	12	0	0	0	0	0	0	0	0	0	0	0	0	0	0	0
Literary art discussions or study groups	13	0	0	0	0	0	0	0	0	0	0	0	0	0	0	0
Professional or academic societies	14	0	0	0	0	0	0	0	0	0	0	0	0	0	0	0
Church-affiliated groups	15	0	0	0	0	0	0	0	0	0	0	0	0	0	0	0
Other groups	16	0	0	0	0	0	0	0	0	0	0	0	0	0	0	0
Don't Know	98	0	0	0	0	0	0	0	0	0	0	0	0	0	0	0
No Answer	99	0	0	0	0	0	0	0	0	41	0	0	0	0	0	41
Not applicable	IAP	13626	354	7542	353	5907	10334	2817	2765	2771	4510	2023	2044	1974	2538	59558

1966. What are the groups you both belong to? Circle all that apply.

[VAR: BTHGRP5F]

<u>RESPONSE</u>	<u>PUNCH</u>	<u>YEAR</u>														
		<u>1972-82</u>	<u>1982B</u>	<u>1983-87</u>	<u>1987B</u>	<u>1988-91</u>	<u>1993-98</u>	<u>2000</u>	<u>2002</u>	<u>2004</u>	<u>2006</u>	<u>2008</u>	<u>2010</u>	<u>2012</u>	<u>2014</u>	<u>ALL</u>
Fraternal groups	1	0	0	0	0	0	0	0	0	0	0	0	0	0	0	0
Service clubs	2	0	0	0	0	0	0	0	0	0	0	0	0	0	0	0
Veterans groups	3	0	0	0	0	0	0	0	0	0	0	0	0	0	0	0
Political Clubs	4	0	0	0	0	0	0	0	0	0	0	0	0	0	0	0
Labor unions	5	0	0	0	0	0	0	0	0	0	0	0	0	0	0	0
Sports groups	6	0	0	0	0	0	0	0	0	0	0	0	0	0	0	0
Youth groups	7	0	0	0	0	0	0	0	0	0	0	0	0	0	0	0
School service groups	8	0	0	0	0	0	0	0	0	0	0	0	0	0	0	0
Hobby or garden clubs	9	0	0	0	0	0	0	0	0	0	0	0	0	0	0	0
School fraternities of sororities	10	0	0	0	0	0	0	0	0	0	0	0	0	0	0	0
Nationality groups	11	0	0	0	0	0	0	0	0	0	0	0	0	0	0	0
Farm organizations	12	0	0	0	0	0	0	0	0	0	0	0	0	0	0	0
Literary art discussions or study groups	13	0	0	0	0	0	0	0	0	0	0	0	0	0	0	0
Professional or academic societies	14	0	0	0	0	0	0	0	0	0	0	0	0	0	0	0
Church-affiliated groups	15	0	0	0	0	0	0	0	0	0	0	0	0	0	0	0
Other groups	16	0	0	0	0	0	0	0	0	0	0	0	0	0	0	0
Don't Know	98	0	0	0	0	0	0	0	0	0	0	0	0	0	0	0
No Answer	99	0	0	0	0	0	0	0	0	41	0	0	0	0	0	41
Not applicable	IAP	13626	354	7542	353	5907	10334	2817	2765	2771	4510	2023	2044	1974	2538	59558

1967. What are the groups you both belong to? Circle all that apply.

[VAR: FRSTGRP1]

<u>RESPONSE</u>	<u>PUNCH</u>	<u>YEAR</u>														
		<u>1972-82</u>	<u>1982B</u>	<u>1983-87</u>	<u>1987B</u>	<u>1988-91</u>	<u>1993-98</u>	<u>2000</u>	<u>2002</u>	<u>2004</u>	<u>2006</u>	<u>2008</u>	<u>2010</u>	<u>2012</u>	<u>2014</u>	<u>ALL</u>
Fraternal groups	1	0	0	0	0	0	0	0	0	1	0	0	0	0	0	1
Service clubs	2	0	0	0	0	0	0	0	0	0	0	0	0	0	0	0
Veterans groups	3	0	0	0	0	0	0	0	0	1	0	0	0	0	0	1
Political Clubs	4	0	0	0	0	0	0	0	0	0	0	0	0	0	0	0
Labor unions	5	0	0	0	0	0	0	0	0	0	0	0	0	0	0	0
Sports groups	6	0	0	0	0	0	0	0	0	0	0	0	0	0	0	0
Youth groups	7	0	0	0	0	0	0	0	0	1	0	0	0	0	0	1
School service groups	8	0	0	0	0	0	0	0	0	2	0	0	0	0	0	2
Hobby or garden clubs	9	0	0	0	0	0	0	0	0	0	0	0	0	0	0	0
School fraternities of sororities	10	0	0	0	0	0	0	0	0	0	0	0	0	0	0	0
Nationality groups	11	0	0	0	0	0	0	0	0	2	0	0	0	0	0	2
Farm organizations	12	0	0	0	0	0	0	0	0	0	0	0	0	0	0	0
Literary art discussions or study groups	13	0	0	0	0	0	0	0	0	2	0	0	0	0	0	2
Professional or academic societies	14	0	0	0	0	0	0	0	0	0	0	0	0	0	0	0
Church-affiliated groups	15	0	0	0	0	0	0	0	0	14	0	0	0	0	0	14
Other groups	16	0	0	0	0	0	0	0	0	1	0	0	0	0	0	1
Don't Know	98	0	0	0	0	0	0	0	0	0	0	0	0	0	0	0
No Answer	99	0	0	0	0	0	0	0	0	52	0	0	0	0	0	52
Not applicable	IAP	13626	354	7542	353	5907	10334	2817	2765	2736	4510	2023	2044	1974	2538	59523

1968. What are the groups you both belong to? Circle all that apply.

[VAR: FRSTGRP2]

<u>RESPONSE</u>	<u>PUNCH</u>	<u>YEAR</u>														
		<u>1972-82</u>	<u>1982B</u>	<u>1983-87</u>	<u>1987B</u>	<u>1988-91</u>	<u>1993-98</u>	<u>2000</u>	<u>2002</u>	<u>2004</u>	<u>2006</u>	<u>2008</u>	<u>2010</u>	<u>2012</u>	<u>2014</u>	<u>ALL</u>
Fraternal groups	1	0	0	0	0	0	0	0	0	0	0	0	0	0	0	0
Service clubs	2	0	0	0	0	0	0	0	0	0	0	0	0	0	0	0
Veterans groups	3	0	0	0	0	0	0	0	0	1	0	0	0	0	0	1
Political Clubs	4	0	0	0	0	0	0	0	0	1	0	0	0	0	0	1
Labor unions	5	0	0	0	0	0	0	0	0	0	0	0	0	0	0	0
Sports groups	6	0	0	0	0	0	0	0	0	0	0	0	0	0	0	0
Youth groups	7	0	0	0	0	0	0	0	0	0	0	0	0	0	0	0
School service groups	8	0	0	0	0	0	0	0	0	1	0	0	0	0	0	1
Hobby or garden clubs	9	0	0	0	0	0	0	0	0	0	0	0	0	0	0	0
School fraternities of sororities	10	0	0	0	0	0	0	0	0	0	0	0	0	0	0	0
Nationality groups	11	0	0	0	0	0	0	0	0	0	0	0	0	0	0	0
Farm organizations	12	0	0	0	0	0	0	0	0	0	0	0	0	0	0	0
Literary art discussions or study groups	13	0	0	0	0	0	0	0	0	3	0	0	0	0	0	3
Professional or academic societies	14	0	0	0	0	0	0	0	0	2	0	0	0	0	0	2
Church-affiliated groups	15	0	0	0	0	0	0	0	0	17	0	0	0	0	0	17
Other groups	16	0	0	0	0	0	0	0	0	1	0	0	0	0	0	1
Don't Know	98	0	0	0	0	0	0	0	0	0	0	0	0	0	0	0
No Answer	99	0	0	0	0	0	0	0	0	48	0	0	0	0	0	48
Not applicable	IAP	13626	354	7542	353	5907	10334	2817	2765	2738	4510	2023	2044	1974	2538	59525

1969. What are the groups you both belong to? Circle all that apply.

[VAR: FRSTGRP3]

<u>RESPONSE</u>	<u>PUNCH</u>	<u>YEAR</u>														
		<u>1972-82</u>	<u>1982B</u>	<u>1983-87</u>	<u>1987B</u>	<u>1988-91</u>	<u>1993-98</u>	<u>2000</u>	<u>2002</u>	<u>2004</u>	<u>2006</u>	<u>2008</u>	<u>2010</u>	<u>2012</u>	<u>2014</u>	<u>ALL</u>
Fraternal groups	1	0	0	0	0	0	0	0	0	0	0	0	0	0	0	0
Service clubs	2	0	0	0	0	0	0	0	0	0	0	0	0	0	0	0
Veterans groups	3	0	0	0	0	0	0	0	0	0	0	0	0	0	0	0
Political Clubs	4	0	0	0	0	0	0	0	0	0	0	0	0	0	0	0
Labor unions	5	0	0	0	0	0	0	0	0	0	0	0	0	0	0	0
Sports groups	6	0	0	0	0	0	0	0	0	0	0	0	0	0	0	0
Youth groups	7	0	0	0	0	0	0	0	0	0	0	0	0	0	0	0
School service groups	8	0	0	0	0	0	0	0	0	0	0	0	0	0	0	0
Hobby or garden clubs	9	0	0	0	0	0	0	0	0	0	0	0	0	0	0	0
School fraternities of sororities	10	0	0	0	0	0	0	0	0	0	0	0	0	0	0	0
Nationality groups	11	0	0	0	0	0	0	0	0	1	0	0	0	0	0	1
Farm organizations	12	0	0	0	0	0	0	0	0	0	0	0	0	0	0	0
Literary art discussions or study groups	13	0	0	0	0	0	0	0	0	4	0	0	0	0	0	4
Professional or academic societies	14	0	0	0	0	0	0	0	0	2	0	0	0	0	0	2
Church-affiliated groups	15	0	0	0	0	0	0	0	0	12	0	0	0	0	0	12
Other groups	16	0	0	0	0	0	0	0	0	4	0	0	0	0	0	4
Don't Know	98	0	0	0	0	0	0	0	0	0	0	0	0	0	0	0
No Answer	99	0	0	0	0	0	0	0	0	48	0	0	0	0	0	48
Not applicable	IAP	13626	354	7542	353	5907	10334	2817	2765	2741	4510	2023	2044	1974	2538	59528

1970. What are the groups you both belong to? Circle all that apply.

[VAR: FRSTGRP4]

<u>RESPONSE</u>	<u>PUNCH</u>	<u>YEAR</u>														
		<u>1972-82</u>	<u>1982B</u>	<u>1983-87</u>	<u>1987B</u>	<u>1988-91</u>	<u>1993-98</u>	<u>2000</u>	<u>2002</u>	<u>2004</u>	<u>2006</u>	<u>2008</u>	<u>2010</u>	<u>2012</u>	<u>2014</u>	<u>ALL</u>
Fraternal groups	1	0	0	0	0	0	0	0	0	0	0	0	0	0	0	0
Service clubs	2	0	0	0	0	0	0	0	0	0	0	0	0	0	0	0
Veterans groups	3	0	0	0	0	0	0	0	0	0	0	0	0	0	0	0
Political Clubs	4	0	0	0	0	0	0	0	0	0	0	0	0	0	0	0
Labor unions	5	0	0	0	0	0	0	0	0	0	0	0	0	0	0	0
Sports groups	6	0	0	0	0	0	0	0	0	0	0	0	0	0	0	0
Youth groups	7	0	0	0	0	0	0	0	0	0	0	0	0	0	0	0
School service groups	8	0	0	0	0	0	0	0	0	0	0	0	0	0	0	0
Hobby or garden clubs	9	0	0	0	0	0	0	0	0	0	0	0	0	0	0	0
School fraternities of sororities	10	0	0	0	0	0	0	0	0	0	0	0	0	0	0	0
Nationality groups	11	0	0	0	0	0	0	0	0	1	0	0	0	0	0	1
Farm organizations	12	0	0	0	0	0	0	0	0	0	0	0	0	0	0	0
Literary art discussions or study groups	13	0	0	0	0	0	0	0	0	1	0	0	0	0	0	1
Professional or academic societie:	14	0	0	0	0	0	0	0	0	0	0	0	0	0	0	0
Church-affiliated groups	15	0	0	0	0	0	0	0	0	5	0	0	0	0	0	5
Other groups	16	0	0	0	0	0	0	0	0	1	0	0	0	0	0	1
Don't Know	98	0	0	0	0	0	0	0	0	0	0	0	0	0	0	0
No Answer	99	0	0	0	0	0	0	0	0	46	0	0	0	0	0	46
Not applicable	IAP	13626	354	7542	353	5907	10334	2817	2765	2758	4510	2023	2044	1974	2538	59545

1971. What are the groups you both belong to? Circle all that apply.

[VAR: FRSTGRP5]

<u>RESPONSE</u>	<u>PUNCH</u>	<u>YEAR</u>														
		<u>1972-82</u>	<u>1982B</u>	<u>1983-87</u>	<u>1987B</u>	<u>1988-91</u>	<u>1993-98</u>	<u>2000</u>	<u>2002</u>	<u>2004</u>	<u>2006</u>	<u>2008</u>	<u>2010</u>	<u>2012</u>	<u>2014</u>	<u>ALL</u>
Fraternal groups	1	0	0	0	0	0	0	0	0	1	0	0	0	0	0	1
Service clubs	2	0	0	0	0	0	0	0	0	0	0	0	0	0	0	0
Veterans groups	3	0	0	0	0	0	0	0	0	0	0	0	0	0	0	0
Political Clubs	4	0	0	0	0	0	0	0	0	0	0	0	0	0	0	0
Labor unions	5	0	0	0	0	0	0	0	0	1	0	0	0	0	0	1
Sports groups	6	0	0	0	0	0	0	0	0	0	0	0	0	0	0	0
Youth groups	7	0	0	0	0	0	0	0	0	0	0	0	0	0	0	0
School service groups	8	0	0	0	0	0	0	0	0	0	0	0	0	0	0	0
Hobby or garden clubs	9	0	0	0	0	0	0	0	0	0	0	0	0	0	0	0
School fraternities of sororities	10	0	0	0	0	0	0	0	0	0	0	0	0	0	0	0
Nationality groups	11	0	0	0	0	0	0	0	0	0	0	0	0	0	0	0
Farm organizations	12	0	0	0	0	0	0	0	0	0	0	0	0	0	0	0
Literary art discussions or study groups	13	0	0	0	0	0	0	0	0	1	0	0	0	0	0	1
Professional or academic societies	14	0	0	0	0	0	0	0	0	0	0	0	0	0	0	0
Church-affiliated groups	15	0	0	0	0	0	0	0	0	6	0	0	0	0	0	6
Other groups	16	0	0	0	0	0	0	0	0	1	0	0	0	0	0	1
Don't Know	98	0	0	0	0	0	0	0	0	0	0	0	0	0	0	0
No Answer	99	0	0	0	0	0	0	0	0	46	0	0	0	0	0	46
Not applicable	IAP	13626	354	7542	353	5907	10334	2817	2765	2756	4510	2023	2044	1974	2538	59543

1973. A. R did ISSP Module

[VAR: SAQISSP]

<u>RESPONSE</u>	<u>PUNCH</u>	<u>YEAR</u>														
		<u>1972-82</u>	<u>1982B</u>	<u>1983-87</u>	<u>1987B</u>	<u>1988-91</u>	<u>1993-98</u>	<u>2000</u>	<u>2002</u>	<u>2004</u>	<u>2006</u>	<u>2008</u>	<u>2010</u>	<u>2012</u>	<u>2014</u>	<u>ALL</u>
R did ISSP SAQ	1	0	0	0	0	0	3717	1920	1765	882	0	0	0	0	0	8284
Administered by interviewer	2	0	0	0	0	0	863	212	555	334	0	0	0	0	0	1964
Promised, but did not do	3	0	0	0	0	0	168	107	0	0	0	0	0	0	0	275
R did not do ISSP SAQ	4	0	0	0	0	0	362	162	445	256	0	0	0	0	0	1225
R did, but not sure mode	5	0	0	0	0	0	626	416	0	0	0	0	0	0	0	1042
Not applicable	IAP	13626	354	7542	353	5907	4598	0	0	1340	4510	2023	2044	1974	2538	46809

B. R did Sex Module

[VAR: SAQSEX]

<u>RESPONSE</u>	<u>PUNCH</u>	<u>YEAR</u>														
		<u>1972-82</u>	<u>1982B</u>	<u>1983-87</u>	<u>1987B</u>	<u>1988-91</u>	<u>1993-98</u>	<u>2000</u>	<u>2002</u>	<u>2004</u>	<u>2006</u>	<u>2008</u>	<u>2010</u>	<u>2012</u>	<u>2014</u>	<u>ALL</u>
R did Sex SAQ	1	0	0	0	0	0	3866	1853	1747	1648	1948	0	0	0	0	11062
Administered by interviewer	2	0	0	0	0	0	625	158	542	594	455	0	0	0	0	2374
Promised, but did not do	3	0	0	0	0	0	170	122	0	0	0	0	0	0	0	292
R did not do Sex SAQ	4	0	0	0	0	0	393	303	476	570	589	0	0	0	0	2331
R did, but not sure mode	5	0	0	0	0	0	682	381	0	0	0	0	0	0	0	1063
Not applicable	IAP	13626	354	7542	353	5907	4598	0	0	0	1518	2023	2044	1974	2538	42477

C. R did Gene Module

[VAR: SAQGENE]

<u>RESPONSE</u>	<u>PUNCH</u>	<u>YEAR</u>														
		<u>1972-82</u>	<u>1982B</u>	<u>1983-87</u>	<u>1987B</u>	<u>1988-91</u>	<u>1993-98</u>	<u>2000</u>	<u>2002</u>	<u>2004</u>	<u>2006</u>	<u>2008</u>	<u>2010</u>	<u>2012</u>	<u>2014</u>	<u>ALL</u>
R did Gene SAQ	1	0	0	0	0	0	0	0	0	1657	0	0	0	0	0	1657
Administered by interviewer	2	0	0	0	0	0	0	0	0	723	0	0	0	0	0	723
R did not do Gene SAQ	3	0	0	0	0	0	0	0	0	432	0	0	0	0	0	432
Not applicable	IAP	13626	354	7542	353	5907	10334	2817	2765	0	4510	2023	2044	1974	2538	56787

1974. Was a respondent incentive or fee used as part of getting this case?

[VAR: FEEUSED]

<u>RESPONSE</u>	<u>PUNCH</u>	<u>YEAR</u>														
		<u>1972-82</u>	<u>1982B</u>	<u>1983-87</u>	<u>1987B</u>	<u>1988-91</u>	<u>1993-98</u>	<u>2000</u>	<u>2002</u>	<u>2004</u>	<u>2006</u>	<u>2008</u>	<u>2010</u>	<u>2012</u>	<u>2014</u>	<u>ALL</u>
Yes, Money	1	0	0	0	0	0	1432	1695	2339	1233	2160	1199	1336	1193	1513	14100
Yes, Other (Flowers, food, etc.)	2	0	0	0	0	0	93	58	46	14	81	17	20	20	92	441
No	3	0	0	0	0	0	1253	966	367	1553	2262	804	672	750	925	9552
Don't Know	8	0	0	0	0	0	0	0	0	0	0	0	4	6	3	13
No Answer	9	0	0	0	0	0	0	0	0	0	0	0	0	5	5	10
Not applicable	IAP	13626	354	7542	353	5907	7556	98	13	12	7	3	12	0	0	35483

REMARKS: See FEELEVEL for amount of monetary fee paid.

1975. Amount of Fees Paid

[VAR: FEELEVEL]

<u>RESPONSE</u>	<u>PUNCH</u>	<u>YEAR</u>														
		<u>1972-82</u>	<u>1982B</u>	<u>1983-87</u>	<u>1987B</u>	<u>1988-91</u>	<u>1993-98</u>	<u>2000</u>	<u>2002</u>	<u>2004</u>	<u>2006</u>	<u>2008</u>	<u>2010</u>	<u>2012</u>	<u>2014</u>	<u>ALL</u>
\$10-\$19	10-19	0	0	0	0	0	0	0	0	4	18	3	0	1	1	27
\$20-\$29	20-29	0	0	0	0	0	0	0	0	746	1172	405	551	504	531	3909
\$30-\$39	30-39	0	0	0	0	0	0	0	0	12	31	36	28	21	1	129
\$40-\$49	40-49	0	0	0	0	0	0	0	0	79	80	59	120	49	3	390
\$50-\$59	50-59	0	0	0	0	0	0	0	0	165	272	440	339	226	273	1715
\$60-\$69	60-69	0	0	0	0	0	0	0	0	0	6	1	5	2	1	15
\$70-\$74	70-74	0	0	0	0	0	0	0	0	0	0	11	3	1	0	15
\$75+	75	0	0	0	0	0	0	0	0	149	526	231	286	388	664	2244
Don't Know	998	0	0	0	0	0	0	0	0	6	0	0	1	0	0	7
No Answer	999	0	0	0	0	0	0	0	0	72	55	12	3	1	11	154
Not applicable	IAP	13626	354	7542	353	5907	10334	2817	2765	1579	2350	825	708	781	1053	50994

REMARKS: Values are collapsed above for convenience of display

1976. How long was interview?

[VAR: LNGTHINV]

<u>RESPONSE</u>	<u>PUNCH</u>	<u>YEAR</u>														
		<u>1972-82</u>	<u>1982B</u>	<u>1983-87</u>	<u>1987B</u>	<u>1988-91</u>	<u>1993-98</u>	<u>2000</u>	<u>2002</u>	<u>2004</u>	<u>2006</u>	<u>2008</u>	<u>2010</u>	<u>2012</u>	<u>2014</u>	<u>ALL</u>
Less than 1 hr	30-59.9	0	0	0	0	0	114	143	0	379	632	261	137	36	41	1743
1 - 1.9 hr	60-119.9	0	0	0	0	0	1867	1630	0	1984	2722	972	1287	1463	1770	13695
2 - 2.9 hrs	120-179.9	0	0	0	0	0	601	727	0	296	789	508	532	391	607	4451
3 or more hours	180-200	0	0	0	0	0	102	142	0	28	147	254	62	84	118	937
Don't Know	998	0	0	0	0	0	4	1	0	0	0	0	0	0	0	5
No Answer	999	0	0	0	0	0	128	154	0	0	7	2	0	0	2	293
Not applicable	IAP	13626	354	7542	353	5907	7518	20	2765	125	213	26	26	0	0	38475

REMARKS: Time is coded in minutes and is collapsed above for convenience of display

1977. How difficult was case to get?

[VAR: EASYGET]

<u>RESPONSE</u>	<u>PUNCH</u>	<u>YEAR</u>														
		<u>1972-82</u>	<u>1982B</u>	<u>1983-87</u>	<u>1987B</u>	<u>1988-91</u>	<u>1993-98</u>	<u>2000</u>	<u>2002</u>	<u>2004</u>	<u>2006</u>	<u>2008</u>	<u>2010</u>	<u>2012</u>	<u>2014</u>	<u>ALL</u>
Very easy	1	0	0	0	0	0	687	733	0	0	0	0	0	0	0	1420
Somewhat easy	2	0	0	0	0	0	796	827	0	0	0	0	0	0	0	1623
Somewhat difficult	3	0	0	0	0	0	815	783	0	0	0	0	0	0	0	1598
Very difficult	4	0	0	0	0	0	494	413	0	0	0	0	0	0	0	907
Don't know	8	0	0	0	0	0	0	0	0	0	0	0	0	0	0	0
No Answer	9	0	0	0	0	0	40	61	0	0	0	0	0	0	0	101
Not applicable	IAP	13626	354	7542	353	5907	7502	0	2765	2812	4510	2023	2044	1974	2538	53950

1978. Interview done in-person or over the phone

[VAR: MODE]

<u>RESPONSE</u>	<u>PUNCH</u>	<u>YEAR</u>														
		<u>1972-82</u>	<u>1982B</u>	<u>1983-87</u>	<u>1987B</u>	<u>1988-91</u>	<u>1993-98</u>	<u>2000</u>	<u>2002</u>	<u>2004</u>	<u>2006</u>	<u>2008</u>	<u>2010</u>	<u>2012</u>	<u>2014</u>	<u>ALL</u>
In-person	1	0	0	0	0	0	0	0	0	2219	4209	1778	1824	1712	2199	13941
By phone	2	0	0	0	0	0	0	0	0	593	301	245	211	258	333	1941
Don't know	8	0	0	0	0	0	0	0	0	0	0	1	0	0	0	1
No answer	9	0	0	0	0	0	0	0	0	0	0	0	8	4	6	18
Not applicable	IAP	13626	354	7542	353	5907	10334	2817	2765	0	0	0	0	0	0	43698

1979. A. Age of interviewer

D. Years of service as an interviewer at NORC

[VAR: INTYRS]

<u>RESPONSE</u>	<u>PUNCH</u>	<u>YEAR</u>														
		<u>1972-82</u>	<u>1982B</u>	<u>1983-87</u>	<u>1987B</u>	<u>1988-91</u>	<u>1993-98</u>	<u>2000</u>	<u>2002</u>	<u>2004</u>	<u>2006</u>	<u>2008</u>	<u>2010</u>	<u>2012</u>	<u>2014</u>	<u>ALL</u>
Less than one year	0-0.9	0	0	0	0	0	0	0	0	1633	951	824	1418	560	340	5726
1 - 1.9 years	1-1.9	0	0	0	0	0	0	0	0	140	552	79	481	117	123	1492
2 - 2.9 years	2-2.9	0	0	0	0	0	0	0	0	128	1237	96	2	399	501	2363
3 - 3.9 years	3-3.9	0	0	0	0	0	0	0	0	273	314	135	0	106	15	843
4 - 4.9 years	4-4.9	0	0	0	0	0	0	0	0	26	288	324	36	139	523	1336
5 - 5.9 years	5-5.9	0	0	0	0	0	0	0	0	33	278	92	10	23	117	553
6 - 6.9 years	6-6.9	0	0	0	0	0	0	0	0	71	178	103	0	96	185	633
7 - 7.9 years	7-7.9	0	0	0	0	0	0	0	0	85	17	63	18	79	219	481
8 - 8.9 years	8-8.9	0	0	0	0	0	0	0	0	63	89	69	13	205	47	486
9 - 9.9 years	9-9.9	0	0	0	0	0	0	0	0	173	151	0	39	25	103	491
10 - 10.9 years	10-10.9	0	0	0	0	0	0	0	0	0	15	42	0	61	151	269
11 Years or over	11+	0	0	0	0	0	0	0	0	117	440	192	0	164	214	1127
No Answer	99	0	0	0	0	0	0	0	0	70	0	4	27	0	0	101
Not applicable	IAP	13626	354	7542	353	5907	10334	2817	2765	0	0	0	0	0	0	43698

1980. PARTICIPATION/RECORDING CONSENT

[VAR: CONSENT]

<u>RESPONSE</u>	<u>PUNCH</u>	<u>YEAR</u>														
		<u>1972-82</u>	<u>1982B</u>	<u>1983-87</u>	<u>1987B</u>	<u>1988-91</u>	<u>1993-98</u>	<u>2000</u>	<u>2002</u>	<u>2004</u>	<u>2006</u>	<u>2008</u>	<u>2010</u>	<u>2012</u>	<u>2014</u>	<u>ALL</u>
Respondent consents to recording interview	1	0	0	0	0	0	0	0	0	0	0	1697	1687	1730	2075	7189
Respondent consents to participate in the survey, but does not want to be recorded	2	0	0	0	0	0	0	0	0	0	0	324	357	244	463	1388
No Answer	99	0	0	0	0	0	0	0	0	0	0	2	0	0	0	2
Not applicable	IAP	13626	354	7542	353	5907	10334	2817	2765	2812	4510	0	0	0	0	51020

**FORM Y QUESTIONS NOT LISTED ELSEWHERE
(PILLOKY-LETDIE1Y)**

1981. Do strongly disagree, disagree, agree, or strongly agree that methods of birth control should be available to teenagers between the ages of 14 and 16 if their parents do not approve?

[VAR: PILLOKY]

<u>RESPONSE</u>	<u>PUNCH</u>	<u>YEAR</u>														
		<u>1972-82</u>	<u>1982B</u>	<u>1983-87</u>	<u>1987B</u>	<u>1988-91</u>	<u>1993-98</u>	<u>2000</u>	<u>2002</u>	<u>2004</u>	<u>2006</u>	<u>2008</u>	<u>2010</u>	<u>2012</u>	<u>2014</u>	<u>ALL</u>
Strongly agree	1	0	0	0	0	0	0	0	0	0	0	146	0	0	0	146
Agree	2	0	0	0	0	0	0	0	0	0	0	216	0	0	0	216
Disagree	3	0	0	0	0	0	0	0	0	0	0	166	0	0	0	166
Strongly disagree	4	0	0	0	0	0	0	0	0	0	0	140	0	0	0	140
Don't know	8	0	0	0	0	0	0	0	0	0	0	12	0	0	0	12
No answer	9	0	0	0	0	0	0	0	0	0	0	1	0	0	0	1
Not applicable	IAP	13626	354	7542	353	5907	10334	2817	2765	2812	4510	1342	2044	1974	2538	58918

1982. Under certain conditions, the pope is infallible when he speaks on matters of faith and morals.

HAND CARD A17b

[VAR: POPESPKY]

<u>RESPONSE</u>	<u>PUNCH</u>	<u>YEAR</u>														
		<u>1972-82</u>	<u>1982B</u>	<u>1983-87</u>	<u>1987B</u>	<u>1988-91</u>	<u>1993-98</u>	<u>2000</u>	<u>2002</u>	<u>2004</u>	<u>2006</u>	<u>2008</u>	<u>2010</u>	<u>2012</u>	<u>2014</u>	<u>ALL</u>
Certainly false	1	0	0	0	0	0	0	0	0	0	0	11	0	0	0	11
Probably false	2	0	0	0	0	0	0	0	0	0	0	20	0	0	0	20
I am uncertain whether this is false or true	3	0	0	0	0	0	0	0	0	0	0	93	0	0	0	93
Probably true	4	0	0	0	0	0	0	0	0	0	0	65	0	0	0	65
Certainly true	5	0	0	0	0	0	0	0	0	0	0	43	0	0	0	43
Don't Know	8	0	0	0	0	0	0	0	0	0	0	7	0	0	0	7
No Answer	9	0	0	0	0	0	0	0	0	0	0	5	0	0	0	5
Not Applicable	IAP	13626	354	7542	353	5907	10334	2817	2765	2812	4510	1779	2044	1974	2538	59355

REMARKS: POPESPKS and POPESPKY have different order of response categories.
Card A17b contained responses 1-5.

1983. Are there any situations you can imagine in which you would approve of a policeman striking an adult male citizen or are there no situations you can imagine in which you would approve of this?

[VAR: POLHIT0Y]

<u>RESPONSE</u>	<u>PUNCH</u>	<u>YEAR</u>														
		<u>1972-82</u>	<u>1982B</u>	<u>1983-87</u>	<u>1987B</u>	<u>1988-91</u>	<u>1993-98</u>	<u>2000</u>	<u>2002</u>	<u>2004</u>	<u>2006</u>	<u>2008</u>	<u>2010</u>	<u>2012</u>	<u>2014</u>	<u>ALL</u>
Yes	1	0	0	0	0	0	0	0	0	0	0	480	0	0	0	480
No	2	0	0	0	0	0	0	0	0	0	0	176	0	0	0	176
Don't Know	98	0	0	0	0	0	0	0	0	0	0	28	0	0	0	28
No Answer	99	0	0	0	0	0	0	0	0	0	0	1	0	0	0	1
Not applicable	IAP	13626	354	7542	353	5907	10334	2817	2765	2812	4510	1338	2044	1974	2538	58914

1984. When a person has a disease that cannot be cured, do you think doctors should or should not be allowed by law to end the patient's life by some painless means if the patient and his family request it?

[VAR: LETDIE1Y]

<u>RESPONSE</u>	<u>PUNCH</u>	<u>YEAR</u>														
		<u>1972-82</u>	<u>1982B</u>	<u>1983-87</u>	<u>1987B</u>	<u>1988-91</u>	<u>1993-98</u>	<u>2000</u>	<u>2002</u>	<u>2004</u>	<u>2006</u>	<u>2008</u>	<u>2010</u>	<u>2012</u>	<u>2014</u>	<u>ALL</u>
Yes	1	0	0	0	0	0	0	0	0	0	0	453	0	0	0	453
No	2	0	0	0	0	0	0	0	0	0	0	211	0	0	0	211
Don't Know	98	0	0	0	0	0	0	0	0	0	0	16	0	0	0	16
No Answer	99	0	0	0	0	0	0	0	0	0	0	1	0	0	0	1
Not applicable	IAP	13626	354	7542	353	5907	10334	2817	2765	2812	4510	1342	2044	1974	2538	58918

**SAMPLING AND WEIGHTS
(BALLOT-VPSU)**

1985. Ballot Administered.

[VAR: BALLOT]

<u>RESPONSE</u>	<u>PUNCH</u>	<u>YEAR</u>														
		<u>1972-82</u>	<u>1982B</u>	<u>1983-87</u>	<u>1987B</u>	<u>1988-91</u>	<u>1993-98</u>	<u>2000</u>	<u>2002</u>	<u>2004</u>	<u>2006</u>	<u>2008</u>	<u>2010</u>	<u>2012</u>	<u>2014</u>	<u>ALL</u>
Ballot A	1	0	0	0	0	1959	3430	921	933	952	1003	658	667	636	851	12010
Ballot B	2	0	0	0	0	1987	3458	956	911	941	989	671	763	666	824	12166
Ballot C	3	0	0	0	0	1961	3446	940	921	919	1000	694	614	672	863	12030
Ballot D	4	0	0	0	0	0	0	0	0	0	1518	0	0	0	0	1518
Not Applicable	IAP	13626	354	7542	353	0	0	0	0	0	0	0	0	0	0	21875

REMARKS: See Appendix Q.

1986. Version Administered.

[VAR: VERSION]

<u>RESPONSE</u>	<u>PUNCH</u>	<u>YEAR</u>														
		<u>1972-82</u>	<u>1982B</u>	<u>1983-87</u>	<u>1987B</u>	<u>1988-91</u>	<u>1993-98</u>	<u>2000</u>	<u>2002</u>	<u>2004</u>	<u>2006</u>	<u>2008</u>	<u>2010</u>	<u>2012</u>	<u>2014</u>	<u>ALL</u>
Version 1	1	0	0	0	0	0	1196	466	460	464	521	658	667	636	851	5919
Version 2	2	0	0	0	0	0	1249	478	448	442	491	671	763	666	824	6032
Version 3	3	0	0	0	0	0	1211	454	464	434	511	694	614	672	863	5917
Version 4	4	0	0	0	0	0	1205	455	473	488	482	0	0	0	0	3103
Version 5	5	0	0	0	0	0	1200	478	463	499	498	0	0	0	0	3138
Version 6	6	0	0	0	0	0	1193	486	457	485	489	0	0	0	0	3110
Version 7	7	0	0	0	0	0	480	0	0	0	1518	0	0	0	0	1998
Version 8	8	0	0	0	0	0	478	0	0	0	0	0	0	0	0	478
Version 9	9	0	0	0	0	0	516	0	0	0	0	0	0	0	0	516
Not applicable	IAP	13626	354	7542	353	5907	1606	0	0	0	0	0	0	0	0	29388

REMARKS: In 1994 there were 9 versions of the questionnaire. Versions 1-6 were administered to random 1/12ths of the sample. Versions 7-9 were administered to random 1/6ths of the sample. Sample A was comprised of Version 1-6 in 1994 and 1-3 in 1996-2002. Sample B was made up of Versions 7-9 in 1994 and 4-6 in 1996-2002. In 2006 there was a version 7. It did not follow the standard rotation pattern. See Appendix Q.

1987. Status on International Social Survey Program Self-Completion Supplement.

[VAR: ISSP]

<u>RESPONSE</u>	<u>PUNCH</u>	<u>YEAR</u>														
		<u>1972-82</u>	<u>1982B</u>	<u>1983-87</u>	<u>1987B</u>	<u>1988-91</u>	<u>1993-98</u>	<u>2000</u>	<u>2002</u>	<u>2004</u>	<u>2006</u>	<u>2008</u>	<u>2010</u>	<u>2012</u>	<u>2014</u>	<u>ALL</u>
R did ISSP	1	0	0	3390	279	5443	9596	2548	2320	1216	1518	1365	1430	1302	2538	32945
R did not do ISSP	2	0	0	300	74	464	738	269	445	251	2992	658	614	672	0	7477
Not applicable	IAP	13626	354	3852	0	0	0	0	0	1345	0	0	0	0	0	19177

REMARKS: In 2004 two ISSP modules were asked on versions 4-6 and none on versions 1-3. The Citizenship module (FINDJOB-WKTENURE) was interviewer administered and as such there was no self-completion non-response. The National Identity module (CLSENEI-SCITESTY, SPWRKGVGT) was self-administered in the usual ISSP manner. The ISSP variable in 2004 refers to the outcome for the National Identity module. In 2006 the ISSP was not a self-completion supplement. The "did not do ISSP" category in 2006 has no cases in it.

1988. Weight for form variables.

[VAR: FORMWT.]

This weight in FORMWT should be used whenever any of the forms comparisons are being analyzed. See Appendix A for an explanation of the weight.

1989. SAMPLING ERROR CODE.

[VAR: SAMPCODE]

The "Sampling Error Code" in SAMPCODE is provided for the convenience of persons who wish to study within-cluster and between-cluster variations in the GSS. Values of the code range from 101 to 218 and 301 to 384. Values 101 to 201 represent one of the primary sampling units (PSUs) in the 1970 NORC National Sampling Frame. Values 202 and 218 represent the 17 PSUs in the 1980 black sample frame. Values 301 and 384 represent the 1980 NORC National Sample Frame. Values 1-100 represent the 1990 NORC National Sample Frame. Values of 501-579 represent the 2000 NORC National Sample Frame. Codes are assigned so that one can obtain properly stratified subsamples of the PSUs by taking every second (or every nth) value of SAMPCODE.

The "Sampling Error Code" is blank for all 1972 cases, since the 1972 survey did not use 1970, 1980, 1990, 2000, or 2010 sampling frames.

1990. The GSS has employed various sampling procedures and frames. Appendix A gives full detail.

[VAR: SAMPLE]

<u>RESPONSE</u>	<u>PUNCH</u>	<u>YEAR</u>														
		<u>1972-82</u>	<u>1982B</u>	<u>1983-87</u>	<u>1987B</u>	<u>1988-91</u>	<u>1993-98</u>	<u>2000</u>	<u>2002</u>	<u>2004</u>	<u>2006</u>	<u>2008</u>	<u>2010</u>	<u>2012</u>	<u>2014</u>	<u>ALL</u>
1960 Sample Frame, block quota	1	1613	0	0	0	0	0	0	0	0	0	0	0	0	0	1613
1970 Sample Frame, block quota	2	4498	0	0	0	0	0	0	0	0	0	0	0	0	0	4498
1970 Sample Frame, full probability	3	7515	0	805	0	0	0	0	0	0	0	0	0	0	0	8320
1970 Sample Frame, full probability black oversample	4	0	107	0	0	0	0	0	0	0	0	0	0	0	0	107
1980 Black Sample Frame full probability black oversample	5	0	247	0	0	0	0	0	0	0	0	0	0	0	0	247
1980 Sample Frame, full probability	6	0	0	6737	0	5907	810	0	0	0	0	0	0	0	0	13454
1980 Sample Frame, full probability black oversample	7	0	0	0	353	0	0	0	0	0	0	0	0	0	0	353
1990 Sample Frame, full probability	8	0	0	0	0	0	9524	2817	2765	0	0	0	0	0	0	15106
2000 Sample Frame, full probability	9	0	0	0	0	0	0	0	0	2812	4510	2023	2044	0	0	11389
2010 Sample Frame, full probability	10	0	0	0	0	0	0	0	0	0	0	0	0	1974	2538	4512

REMARKS: In 1983 and again in 1993 there were sample frame experiments that are described in Appendix A. In 1983 806 cases were from the 1970 frame (SAMPLE=3) and 793 cases from the 1980 frame (SAMPLE=6). In 1993 817 cases were from the 1980 frame (SAMPLE=6) and 789 case from the 1990 frame (SAMPLE=8).

1991. Weight for Black oversamples.

[VAR: OVERSAMP]

<u>RESPONSE</u>	<u>PUNCH</u>	<u>YEAR</u>														
		<u>1972-82</u>	<u>1982B</u>	<u>1983-87</u>	<u>1987B</u>	<u>1988-91</u>	<u>1993-98</u>	<u>2000</u>	<u>2002</u>	<u>2004</u>	<u>2006</u>	<u>2008</u>	<u>2010</u>	<u>2012</u>	<u>2014</u>	<u>ALL</u>
Blacks in 1982	0.3778	156	354	0	0	0	0	0	0	0	0	0	0	0	0	510
Blacks in 1987	0.4347	0	0	191	353	0	0	0	0	0	0	0	0	0	0	544
Not 1982/1987	1.0000	12120	0	6076	0	5907	10334	2817	2765	2812	4510	2023	2044	1974	2538	55920
Nonblacks in 1982	1.2351	1350	0	0	0	0	0	0	0	0	0	0	0	0	0	1350
Nonblacks in 1987	1.2412	0	0	1275	0	0	0	0	0	0	0	0	0	0	0	1275

REMARKS: If one wants to combine the 1982 or 1987 cross-sections, with the 1982 or 1987 black oversamples into representative national samples, the file must be weighted by this variable. There is an implied decimal point. For details of the 1982 and 1987 oversamples see LNGTHINV, FEELEVEL, and Appendix A.

1992. Subsampling: two-phase design.

[VAR: PHASE]

<u>RESPONSE</u>	<u>PUNCH</u>	<u>YEAR</u>														
		<u>1972-82</u>	<u>1982B</u>	<u>1983-87</u>	<u>1987B</u>	<u>1988-91</u>	<u>1993-98</u>	<u>2000</u>	<u>2002</u>	<u>2004</u>	<u>2006</u>	<u>2008</u>	<u>2010</u>	<u>2012</u>	<u>2014</u>	<u>ALL</u>
Phase one	1	0	0	0	0	0	0	0	0	2364	3636	1612	1658	1486	1731	12487
Phase two, 2004	2	0	0	0	0	0	0	0	0	448	874	411	386	488	807	3414
Not Applicable	IAP	13626	354	7542	353	5907	10334	2817	2765	0	0	0	0	0	0	43698

1993. If this interview had only been available in English, would you...

[VAR: SPANSELF]

<u>RESPONSE</u>	<u>PUNCH</u>	<u>YEAR</u>														
		<u>1972-82</u>	<u>1982B</u>	<u>1983-87</u>	<u>1987B</u>	<u>1988-91</u>	<u>1993-98</u>	<u>2000</u>	<u>2002</u>	<u>2004</u>	<u>2006</u>	<u>2008</u>	<u>2010</u>	<u>2012</u>	<u>2014</u>	<u>ALL</u>
Have been able to do the interview easily in English	1	0	0	0	0	0	0	0	0	0	28	7	6	4	15	60
Have been able to do the interview with difficulty	2	0	0	0	0	0	0	0	0	0	57	18	17	16	22	130
Not been able to do the interview	3	0	0	0	0	0	0	0	0	0	192	54	50	59	74	429
Don't Know	8	0	0	0	0	0	0	0	0	0	0	0	0	0	0	
Refused	9	0	0	0	0	0	0	0	0	0	0	1	0	1	0	2
Not Applicable	IAP	13626	354	7542	353	5907	10334	2817	2765	2812	4233	1943	1971	1894	2427	58978

1994. Before 2006 the GSS was only administered in English. Those without enough English to do the interview were excluded as out-of-scope, language problems. In 2006 a Spanish version of the GSS was added. If there had been no Spanish version available in 2006, could this respondent have been interviewed in English or do you think (s/he) would have been excluded as a language problem?

[VAR: SPANINT]

<u>RESPONSE</u>	<u>PUNCH</u>	<u>YEAR</u>														
		<u>1972-82</u>	<u>1982B</u>	<u>1983-87</u>	<u>1987B</u>	<u>1988-91</u>	<u>1993-98</u>	<u>2000</u>	<u>2002</u>	<u>2004</u>	<u>2006</u>	<u>2008</u>	<u>2010</u>	<u>2012</u>	<u>2014</u>	<u>ALL</u>
Could have been interviewed in English	1	0	0	0	0	0	0	0	0	0	41	6	0	6	20	73
Would have been excluded as language problem	2	0	0	0	0	0	0	0	0	0	236	73	0	73	77	459
Don't Know	8	0	0	0	0	0	0	0	0	0	0	1	0	1	5	7
Refused	9	0	0	0	0	0	0	0	0	0	0	0	0	4	13	17
Not Applicable	IAP	13626	354	7542	353	5907	10334	2817	2765	2812	4233	1943	2044	1890	2423	59043

1995. Interviews Conducted in Spanish or English

[VAR: SPANENG]

<u>RESPONSE</u>	<u>PUNCH</u>	<u>YEAR</u>														
		<u>1972-82</u>	<u>1982B</u>	<u>1983-87</u>	<u>1987B</u>	<u>1988-91</u>	<u>1993-98</u>	<u>2000</u>	<u>2002</u>	<u>2004</u>	<u>2006</u>	<u>2008</u>	<u>2010</u>	<u>2012</u>	<u>2014</u>	<u>ALL</u>
English	1	13626	354	7542	353	5907	10334	2817	2765	2812	4233	1942	1971	1892	2423	58971
Spanish	2	0	0	0	0	0	0	0	0	0	277	81	73	82	109	622
Not applicable	9	0	0	0	0	0	0	0	0	0	0	0	0	0	6	6

REMARKS: Starting in 2006 interviews were conducted in Spanish as well as English. Because the support for adding Spanish interviews came so late in the development of the 2006 survey, it was possible only to translate and administer those sections funded by the core GSS grant. Thus, supplemental modules in 2006 were administered only to English speakers, as previously. Starting in 2008, all sections are fielded in both English and Spanish.

1996. A. During March through May 2006, were you living in the United States or were you living outside of the country?

[VAR: RES2006]

<u>RESPONSE</u>	<u>PUNCH</u>	<u>YEAR</u>														
		<u>1972-82</u>	<u>1982B</u>	<u>1983-87</u>	<u>1987B</u>	<u>1988-91</u>	<u>1993-98</u>	<u>2000</u>	<u>2002</u>	<u>2004</u>	<u>2006</u>	<u>2008</u>	<u>2010</u>	<u>2012</u>	<u>2014</u>	<u>ALL</u>
Living in the US	1	0	0	0	0	0	0	0	0	0	0	1998	2002	0	0	4000
Not living in the US	2	0	0	0	0	0	0	0	0	0	0	24	40	0	0	64
Don't know	8	0	0	0	0	0	0	0	0	0	0	0	2	0	0	2
No answer	9	0	0	0	0	0	0	0	0	0	0	1	0	0	0	1
Not Applicable	IAP	13626	354	7542	353	5907	10334	2817	2765	2812	4510	0	0	1974	2538	55532

REMARKS: ONLY THE 50 STATES COUNT AS THE U.S. PUERTO RICO, THE VIRGIN ISLANDS, AND OTHER U.S. TERRITORIES DO NOT COUNT AS LIVING IN THE U.S. IF LIVING IN THE U.S. FOR PART OF THIS PERIOD, CODE AS 'LIVING IN THE U.S.'

B. During April through June 2008, were you living in the United States or were you living outside of the country?

[VAR: RES2008]

<u>RESPONSE</u>	<u>PUNCH</u>	<u>YEAR</u>														
		<u>1972-82</u>	<u>1982B</u>	<u>1983-87</u>	<u>1987B</u>	<u>1988-91</u>	<u>1993-98</u>	<u>2000</u>	<u>2002</u>	<u>2004</u>	<u>2006</u>	<u>2008</u>	<u>2010</u>	<u>2012</u>	<u>2014</u>	<u>ALL</u>
Living in the U.S.	1	0	0	0	0	0	0	0	0	0	0	0	2023	1931	0	3954
Not living in the U.S.	2	0	0	0	0	0	0	0	0	0	0	0	20	40	0	60
Don't know	8	0	0	0	0	0	0	0	0	0	0	0	0	0	0	0
No answer	9	0	0	0	0	0	0	0	0	0	0	0	1	1	0	2
Not Applicable	IAP	13626	354	7542	353	5907	10334	2817	2765	2812	4510	2023	0	2	2538	55583

REMARKS: See RES2006 remarks.

C. During April through June 2010, were you living in the United States or were you living outside of the country?

[VAR: RES2010]

<u>RESPONSE</u>	<u>PUNCH</u>	<u>YEAR</u>														
		<u>1972-82</u>	<u>1982B</u>	<u>1983-87</u>	<u>1987B</u>	<u>1988-91</u>	<u>1993-98</u>	<u>2000</u>	<u>2002</u>	<u>2004</u>	<u>2006</u>	<u>2008</u>	<u>2010</u>	<u>2012</u>	<u>2014</u>	<u>ALL</u>
Living in the U.S.	1	0	0	0	0	0	0	0	0	0	0	0	0	1951	2483	4434
Not living in the U.S.	2	0	0	0	0	0	0	0	0	0	0	0	0	20	54	74
Don't know	8	0	0	0	0	0	0	0	0	0	0	0	0	0	0	0
No answer	9	0	0	0	0	0	0	0	0	0	0	0	0	1	1	2
Not Applicable	IAP	13626	354	7542	353	5907	10334	2817	2765	2812	4510	2023	2044	2	0	55089

REMARKS: See RES2006 remarks.

D. During April through June 2012, were you living in the United States or were you living outside of the country?

[VAR: RES2012]

RESPONSE	PUNCH	YEAR														
		1972-82	1982B	1983-87	1987B	1988-91	1993-98	2000	2002	2004	2006	2008	2010	2012	2014	ALL
Living in the U.S.	1	0	0	0	0	0	0	0	0	0	0	0	0	0	2498	2498
Not living in the U.S.	2	0	0	0	0	0	0	0	0	0	0	0	0	0	39	39
Don't know	8	0	0	0	0	0	0	0	0	0	0	0	0	0	0	0
No answer	9	0	0	0	0	0	0	0	0	0	0	0	0	0	1	1
Not Applicable	IAP	13626	354	7542	353	5907	10334	2817	2765	2812	4510	2023	2044	1974	0	57061

REMARKS: See RES2006 remarks.

1997. During March through May 2006, were you a resident in a household – such as living in a house, apartment or similar residence - or did you live elsewhere such as living in an institution like a college dorm, military barrack, work camp, shelter, residential treatment center, long-term medical care facility or nursing home?

[VAR: CSHUTYP06]

RESPONSE	PUNCH	YEAR														
		1972-82	1982B	1983-87	1987B	1988-91	1993-98	2000	2002	2004	2006	2008	2010	2012	2014	ALL
Living in household	1	0	0	0	0	0	0	0	0	0	0	1994	1991	0	0	3985
Living in institution	2	0	0	0	0	0	0	0	0	0	0	21	43	0	0	64
Homeless (volunteered)	3	0	0	0	0	0	0	0	0	0	0	6	2	0	0	8
Other (specify)	4	0	0	0	0	0	0	0	0	0	0	1	7	0	0	8
Don't know	8	0	0	0	0	0	0	0	0	0	0	0	0	0	0	0
No answer	9	0	0	0	0	0	0	0	0	0	0	1	1	0	0	2
Not Applicable	IAP	13626	354	7542	353	5907	10334	2817	2765	2812	4510	0	0	1974	2538	55532

1998. During April through June 2008, were you a resident in a household – such as living in a house, apartment or similar residence - or did you live elsewhere such as living in an institution like a college dorm, military barrack, work camp, shelter, residential treatment center, long-term medical care facility or nursing home?

[VAR: CSHUTYP08]

<u>RESPONSE</u>	<u>PUNCH</u>	<u>YEAR</u>														
		<u>1972-82</u>	<u>1982B</u>	<u>1983-87</u>	<u>1987B</u>	<u>1988-91</u>	<u>1993-98</u>	<u>2000</u>	<u>2002</u>	<u>2004</u>	<u>2006</u>	<u>2008</u>	<u>2010</u>	<u>2012</u>	<u>2014</u>	<u>ALL</u>
Living in household	1	0	0	0	0	0	0	0	0	0	0	0	2011	1937	0	3948
Living in institution	2	0	0	0	0	0	0	0	0	0	0	0	22	25	0	47
Homeless (volunteered)	3	0	0	0	0	0	0	0	0	0	0	0	1	3	0	4
Other (specify)	4	0	0	0	0	0	0	0	0	0	0	0	8	2	0	10
Don't know	8	0	0	0	0	0	0	0	0	0	0	0	0	2	0	2
No answer	9	0	0	0	0	0	0	0	0	0	0	0	2	5	0	7
Not Applicable	IAP	13626	354	7542	353	5907	10334	2817	2765	2812	4510	2023	0	0	2538	55581

1999. During April through June 2010, were you a resident in a household – such as living in a house, apartment or similar residence - or did you live elsewhere such as living in an institution like a college dorm, military barrack, work camp, shelter, residential treatment center, long-term medical care facility or nursing home?

[VAR: CSHUTYP10]

<u>RESPONSE</u>	<u>PUNCH</u>	<u>YEAR</u>														
		<u>1972-82</u>	<u>1982B</u>	<u>1983-87</u>	<u>1987B</u>	<u>1988-91</u>	<u>1993-98</u>	<u>2000</u>	<u>2002</u>	<u>2004</u>	<u>2006</u>	<u>2008</u>	<u>2010</u>	<u>2012</u>	<u>2014</u>	<u>ALL</u>
Living in household	1	0	0	0	0	0	0	0	0	0	0	0	0	1944	2490	4434
Living in institution	2	0	0	0	0	0	0	0	0	0	0	0	0	19	39	58
Homeless (volunteered)	3	0	0	0	0	0	0	0	0	0	0	0	0	4	5	9
Other (specify)	4	0	0	0	0	0	0	0	0	0	0	0	0	4	2	6
Don't know	8	0	0	0	0	0	0	0	0	0	0	0	0	0	0	0
No answer	9	0	0	0	0	0	0	0	0	0	0	0	0	3	2	5
Not Applicable	IAP	13626	354	7542	353	5907	10334	2817	2765	2812	4510	2023	2044	0	0	55087

2000. During April through June 2012, were you a resident in a household – such as living in a house, apartment or similar residence - or did you live elsewhere such as living in an institution like a college dorm, military barrack, work camp, shelter, residential treatment center, long-term medical care facility or nursing home?

[VAR: CSHUTYP12]

<u>RESPONSE</u>	<u>PUNCH</u>	<u>YEAR</u>															
		<u>1972-82</u>	<u>1982B</u>	<u>1983-87</u>	<u>1987B</u>	<u>1988-91</u>	<u>1993-98</u>	<u>2000</u>	<u>2002</u>	<u>2004</u>	<u>2006</u>	<u>2008</u>	<u>2010</u>	<u>2012</u>	<u>2014</u>	<u>ALL</u>	
Living in household	1	0	0	0	0	0	0	0	0	0	0	0	0	0	0	2502	2502
Living in institution	2	0	0	0	0	0	0	0	0	0	0	0	0	0	0	28	28
Homeless (volunteered)	3	0	0	0	0	0	0	0	0	0	0	0	0	0	0	5	5
Other (specify)	4	0	0	0	0	0	0	0	0	0	0	0	0	0	0	2	2
Don't know	8	0	0	0	0	0	0	0	0	0	0	0	0	0	0	0	0
No answer	9	0	0	0	0	0	0	0	0	0	0	0	0	0	0	1	1
Not Applicable	IAP	13626	354	7542	353	5907	10334	2817	2765	2812	4510	2023	2044	1974	0	57061	

REMARKS: For CSHUTYP06 through CSHUTYP12, OTHER EXAMPLES OF INSTITUTIONS/GROUP QUARTERS INCLUDE PRISONS AND JAILS, FRATERNITIES AND SORORITIES, REGULAR MOTELS AND HOTELS, GROUP HOMES, MONASTERIES, RESIDENTIAL DRUG TREATMENT CENTERS, AND MENTAL HOSPITALS. Further, interviewer coded "living in household" if R reported living in a household for part of this period.

2001. Weight of variables.

[VAR: WTSS]

Due to the adoption of the non-respondent, sub-sampling design, a weight must be employed when using the GSS 2004 and after. WTSS variable takes into consideration a) the sub-sampling of non-respondents, and b) the number of adults in the household. It also essentially maintains the original sample size. In years prior to 2004+ a one is assigned to all cases so they are effectively unweighted. To adjust for number of adults in years prior to 2004, a number of adults weight would need to be utilized.

2002. Weight of variables.

[VAR: WTSSNR]

It is similar to WTSS, but adds in an area non-response adjustment. Thus, this variable takes into consideration a) the sub-sampling of non-respondents, b) the number of adults in the household, and c) differential non-response across areas. It also essentially maintains the original sample size. As with WTSS, WTSSNR has a value of one assigned to all pre-2004 cases and as such they are effectively unweighted. Number of adults can be utilized to make this adjustment for years prior to 2004, but no area non-response adjustment is possible prior to 2004.

2003. Weight of variables.

[VAR: WTSSALL]

As mentioned above, WTSSALL takes WTSS and applies an adult weight to years before 2004. The weight value of WTSSALL is the same as WTSS for 2004 and after. Thus, researchers who use the GSS data before or after 2004 may consider using the WTSSALL weight variable.

2004. Variance stratum

[VAR: VSTRAT]

REMARKS: Values range from 1001 to 8456 with 4601 IAP cases in 1972-1974.

2005. Variance primary sampling unit

[VAR: VPSU]

<u>RESPONSE</u>	<u>PUNCH</u>	<u>YEAR</u>														
		<u>1972-82</u>	<u>1982B</u>	<u>1983-87</u>	<u>1987B</u>	<u>1988-91</u>	<u>1993-98</u>	<u>2000</u>	<u>2002</u>	<u>2004</u>	<u>2006</u>	<u>2008</u>	<u>2010</u>	<u>2012</u>	<u>2014</u>	<u>ALL</u>
	1	4482	177	3767	157	3023	5337	1477	1453	1413	2226	1047	1012	986	1296	27853
	2	4543	177	3775	196	2884	4997	1340	1312	1399	2284	976	1032	988	1242	27145
	IAP	4601	0	0	0	0	0	0	0	0	0	0	0	0	0	4601

REMARKS: For WTSS through VPSU, see Appendix A.

APPENDIX A:

SAMPLING DESIGN & WEIGHTING

In the original National Science Foundation grant, support was given for a modified probability sample. Samples for the 1972 through 1974 surveys followed this design. This modified probability design, described below, introduces the quota element at the block level. The NSF renewal grant, awarded for the 1975-1977 surveys, provided funds for a full probability sample design, a design which is acknowledged to be superior.

Thus, having the wherewithal to shift to a full probability sample with predesignated respondents, the 1975 and 1976 studies were conducted with a transitional sample design, viz., one-half full probability and one-half block quota. The sample was divided into two parts for several reasons: 1) to provide data for possibly interesting methodological comparisons; and 2) on the chance that there are some differences over time, that it would be possible to assign these differences to either shifts in sample designs, or changes in response patterns. For example, if the percentage of respondents who indicated that they were "very happy" increased by 10 percent between 1974 and 1976, it would be possible to determine whether it was due to changes in sample design, or an actual increase in happiness.

There is considerable controversy and ambiguity about the merits of these two samples. Text book tests of significance assume full rather than modified probability samples, and simple random rather than clustered random samples. In general, the question of what to do with a mixture of samples is no easier solved than the question of what to do with the "pure" types. Investigators who have applied statistical tests to previous General Social Survey data should continue to apply those tests. Investigators who have refrained from applying such tests may now want to perform analyses on the probability subsample. This would, of course, reduce the number of cases by one-half. Whatever choice investigators make, it should be remembered that the two subsamples represent the same universe.¹

Having allowed for the appearance of all items in the transitional sample design, the General Social Survey then switched to a full probability sample for the 1977+ surveys. The variable SAMPLE can be used to separate the block quota and full probability samples on the 1975 and 1976 surveys.

A similar split sample transition design was used in the 1983 survey to measure the effect of switching from the 1970 sample frame to the 1980 sample frame. Half of the sample was drawn from the 1970 frame and half was drawn from the 1980 frame. The variable SAMPLE separates cases from these two sample frames. Again in 1993, a split sample transition design was employed on the 1993 survey to measure the effect of switching from the 1980 sample frame to the 1990 sample frame. Half of the sample was drawn from each frame. In 2004 a new frame based on the 2000 census was adopted. In 2012, a new sample frame based on the 2010 census was implemented. More details on the 1970, 1980, 1990, 2000, and 2010 sample frames as well as the block quota samples appear below.

The adult, household population of the United States covered about 97.3% of the resident population of the United States in 1985. Coverage varies greatly by age group. For those 18-24, 9.4% of the population in 1980 lived outside of households (mostly in college dorms and military quarters). Among age groups from 25 to 64 the only 0.8-1.4% of the population lived outside of households. For those 75 and older 11.4% were in group quarters, mostly in nursing homes and long-term care facilities. For more details on the non-household population see Living Arrangements of Children and Adults, Census of Population, PC80-2-413, May, 1985.

Until 2006 the GSS only sampled the English speaking population. As defined for the GSS in 1983-1987, 98% of the adult, household population is English speaking. The number of non-English speakers excluded is indicated in Table A.8. Spanish speakers typically make up 60-65% of the language exclusions. About a dozen languages make up the remaining exclusions. Starting in 2006 the GSS samples Spanish speakers in addition to English speakers.

¹C. Bruce Stephenson, "Probability Sampling with Quotas: An Experiment," GSS Methodological Report No.7, April, 1979. Published in Public Opinion Quarterly, 43 (Winter, 1979), 477-496.

BLOCK QUOTA

The sample is a multi-stage area probability sample to the block or segment level. At the block level, however, quota sampling is used with quotas based on sex, age, and employment status. The cost of the quota samples is substantially less than the cost of a full probability sample of the same size, but there is, of course, the chance of sample biases mainly due to not-at-homes which are not controlled by the quotas. However, in order to reduce this bias, the interviewers are given instructions to canvass and interview only after 3:00 p.m. on weekdays or during the weekend or holidays. This type of sample design is most appropriate when the past experience and judgment of a project director suggest that sample biases are likely to be small relative to the precision of the measuring instrument and the decisions that are to be made.

Selection of PSUs

The Primary Sampling Units (PSUs) employed are Standard Metropolitan Statistical Areas (SMSAs) or non-metropolitan counties selected in NORC's Master Sample. These SMSAs and counties were stratified by region, age, and race before selection.²

Selection of Sample within PSUs

The units of selection of the second stage were block groups (BGs) and enumeration districts (EDs). These EDs and BGs were stratified according to race and income before selection.³ The third stage of selection was that of blocks. The blocks were selected with probabilities proportional to size. In places without block statistics, measures of size for the blocks were obtained by field counting. The average cluster size is five respondents per cluster. This provides a suitable balance of precision and economy.

Interviewer Instructions

At the block or segment level, the interviewer begins a travel pattern at the first DU (dwelling unit) from the northwest corner of the block and proceeds in a specified direction until the quotas have been filled.

The quotas call for approximately equal numbers of men and women with the exact proportion in each segment determined by the 1970 Census tract data. For women, the additional requirement is imposed that there be the proper proportion of employed and unemployed women in the location. Again, these quotas are based on the 1970 Census tract data. For men, the added requirement is that there be the proper proportion of men over and under 35 in the location.

These particular quotas have been established because past experience has shown that employed women and young men under 35 are the most difficult to find at home for interviewing.

Sampling Error

Although the mean squared error cannot be estimated directly from a quota sample, one can make estimates of sampling variability using procedures such as those outlined by Stephan and McCarthy.⁴ Past experience would suggest that, for most purposes, this sample of 1,500 could be considered as having about the same efficiency as a simple random sample of 1,000 cases. In making this judgment concerning the design effect, we are concerned with the "average" effect upon a large set of different variables of the clustering of households at the last stage of selection.⁵ Any statement of sampling error assumes that the bias in quota sampling due to the lack of control over respondent availability is slight for the study under consideration.

For those persons interested in investigating the within-sample variability of these data, we have included SAMPCODE ("sampling error code"), VSTRATA (variance stratum), and VPSU (variance primary sampling unit). Information about the use of this code is available from the GSS project staff at NORC.

Probability, 1970 Frame

The NORC national probability sample is a stratified, multistage area probability sample of clusters of households in the

²For selection procedures, see Benjamin King and Carol Richards, "The 1972 NORC National Probability Sample." Chicago: NORC, August, 1972.

³Ibid.

⁴Frederick Stephan and Philip McCarthy, *Sampling Opinions*. (New York: John Wiley and Sons, 1958, Chapter 10.)

⁵For variable specific design effects from the 1993 GSS, see Tom W. Smith, Hee-Choon Shin, and Xiaoxi Tong, "A Report on the Sample Frame Comparisons and Design Effects of the 1993 General Social Survey," GSS Methodological Report No. 87, 1994.

continental United States.⁶ The selection of geographic areas at successive stages is in accordance with the method of probabilities proportional to size (p.p.s.). Furthermore, the clusters of households are divided into replicated subsamples in order to facilitate estimation of the variance of sample estimators of population characteristics.

At the first stage of selection, Standard Metropolitan Statistical Areas (SMSAs) and nonmetropolitan counties covering the total continental United States were grouped according to size strata within the nine Census regions. All population figures and other demographic information were obtained from 1970 Census reports. Within each size stratum grouping based upon geographic location, or racial characteristics (or both), was accomplished before selection. The final frame was further separated into zones or "paper strata" of equal population size in order to facilitate the selection of replicated subsamples of primary sampling units (PSUs).⁷ The selection of PSUs was designed to produce four independent subsamples of equal size. The four subsamples were randomly combined to form two larger subsamples of 101 PSUs each.⁸ The large subsamples are thus internally separable into two replicated subsamples for variance estimation purposes.

NORC has selected one of the two large subsamples described above to serve as its principal frame of households for the remainder of the decade. The PSUs fall into 89 distinct SMSAs and nonmetropolitan counties. (New York, a very large SMSA, represents five PSUs, whereas the smaller counties represent only one PSU.)

The second-stage procedure involved the direct selection of Census block groups or enumeration districts (E.D.s) within SMSAs or counties, eliminating the traditional intermediate stage of clustering selections within urban places or county division. The increase in geographic dispersion within the primary areas has a negligible effect on field costs. Before selection, the Census tracts, minor civil divisions, and Census county divisions containing the block groups and E.D.s were carefully stratified by geographic location, income, and race, in order to maximize the precision of sample estimation within a PSU. Block groups and E.D.s were then selected with probabilities proportional to size in numbers sufficient to satisfy survey demands for households expected throughout the decade. Lists of the separate households contained in the second stage blocks or E.D.s were constructed by field personnel or obtained from directories. Thus, the principal NORC national probability sample is, in effect, an inventory of identifiable households, each with a known probability of selection. In a typical sample survey with equal probability of selection for individual households (i.e., a self-weighting sample), households at which interviews will take place are probabilistically selected from the available lists of addresses for blocks and E.D.s. The method of probabilities proportional to size results in the assignment of approximately equal numbers of interviews in each final stage cluster, which in turn leads to increased precision in the estimation of overall population characteristics.

The NORC national probability frame, with its broad geographic dispersion, its reserves of additional SMSAs and counties, and its built-in replication, provides sufficient flexibility for application to a wide range of survey tasks. Its design is based on the consideration of sampling problems that NORC and other organizations have encountered in past surveys, and we believe that it substantially eliminates many of these difficulties.

Probability, 1980 Frame

1980 National Sampling Frame

The 1980 frame was designed, selected, and listed jointly by NORC and the Survey Research Center. This frame and subsequent frames cover the 50 states, not just the continental United States. The new frame was selected, in most cases, in two stages; about one-fifth of the second stage units were subsampled, producing a third stage.

Eighty-four PSUs were selected at the first stage. The PSUs consist of counties, SMSAs, independent cities and, in New England, parts of counties. Prior to selection, the United States was divided into PSUs; the PSUs were then grouped into 84 strata. The strata were formed by grouping metropolitan and non-metropolitan PSUs within each of the four Census regions. Within each region, additional variables were used to define strata. The stratifying variables included within-region geography and size; size was measured by the 1980 Census count of occupied housing units. One PSU was selected from each stratum using a controlled selection procedure. This procedure ensured proportionate representation along certain control dimensions (such as percentage Hispanic in the West). The exact control variables (like the stratification variables) differed somewhat from region to region. Sixteen strata contained only one PSU, which was selected with certainty. The remaining 68 PSUs were selected with probability proportional to size (measured in housing units).

⁶Alaska and Hawaii are not included in this sample.

⁷The selection methods used are similar to those described in standard textbooks, e.g., W. E. Deming, *Sample Design in Business Research* (New York: Wiley & Sons, 1960), and L. Kish, *Survey Sampling* (New York: Wiley & Sons, 1965).

⁸In the actual implementation of the selection method, subsamples 1 and 4 resulted in 51 PSUs, whereas subsamples 2 and 3 produced only 50 PSUs. The result was not unexpected and is due to a technical reason, details of which will be provided on request. The inequality of subsample sizes does not affect the equal probability characteristics of the sample.

The unit for second stage selection was the block or enumeration district (ED). The number of secondary selections within a PSU depended in part on the stratum size. The number of second stage selections listed for NORC's national frame in the 16 PSUs selected with certainty ranged from 24 to six selections for PSU. In the remaining 68 sample PSUs, six second stage selections were listed. (The same number of second stage selections were listed for SRC's national frame; further, both organizations retained a similar number of second stage selections as a reserve for future use.) All total, the new frame includes 562 secondary selections.

Prior to selection, the second stage units within each sample PSU were sorted by county, by minor civil division (in some areas), by Census Tract or ED number, and by block number. Counties were ordered within PSUs according to size and geography (e.g., in SMSAs, the county containing the central city came first, then counties containing nearby suburbs, and so on). In twenty states, information was available on the size and median family income of minor civil divisions (MCDs), which are governmental units below the county level (such as cities or towns). Where this information was available, we sorted the block and EDs by MCD and ordered the MCDs by size and income.

Next, we sorted all blocks and EDs by Census Tract number and then by block or ED number; these sorts establish a geographic ordering. The secondary selections were made using systematic zone selection; the probabilities of selection were proportional to size (measured in housing units). Each secondary selection included at least 50 housing units.

In enumeration districts and blocks with a large number of dwelling units, a third stage of selection was carried out. The block or ED was subdivided into pieces which were "field counted" by field staff from NORC or SRC. In a field count, an area is scouted and a rough count of the number of housing units is made. Based on the field count we selected a piece of the sample block or ED with probability proportional to its size.⁹

Comparison of the 1970 and 1980 Frames

Table A.1 summarizes the main differences between the old and the new frames. Aside from the obvious differences in the number of selections at each stage and in the measures of size (people vs housing), the two frames differ in three main respects.

Table A.1: Main Differences Between Frames

<u>First Stage</u>	<u>1970 Frame</u>	<u>1980 Frame</u>
Number of Selections	100	84
Measure of Size	Persons--at least 10,000	Housing--at least 4,000 units
Methods of Selection	Systematic Zone Selection	Controlled selection
Stratification	(Implicit) Census division, urbanization % Black	84 explicit strata plus control variables
<u>Second Stage</u>		
Number of Selections	1800 (18 per PSU)	562
Unit	BG or ED	Block or ED
Measure of Size	Person	Housing units--at least 50
Method of Selection	Systematic Zone Selection	Systematic Zone Selection
Stratification	(Implicit) income, % Black	(Implicit) County: size, geography; MCD (20 states): income, size; CT, ED block: geography
<u>Third Stage</u>		
Unit	"Segment"	Part of a block or ED (in most areas, no 3rd stage)
Measure of Size	Housing units--at least 100	Housing units--at least 50
Method of Selection	One selection with probability proportional to size	One selection with probability proportional to size

First, the stratification variables differ. In particular, percentage Black, which was used as an implicit stratifier at the first and second stages in the old frame is no longer used in the new sample (except in rural areas of the Deep South). Instead, the new frame uses a variety of geographic control variables at both the first and second stages. Second, the new frame was, for the most part, selected in two rather than three stages. A third stage was used only to subsample within blocks and EDs too large to be listed in a single trip to the field.

⁹Steven G. Heeringa and Judith H. Connor, *The 1980 SRC/NORC National Sample Design and Development*. Ann Arbor: Institute for Social Research, 1984.

The most important change involves the method of selection at the first stage. The new frame used a controlled selection procedure that assures proportionate representation along the control dimensions as well as the dimensions used to define strata. This procedure should yield additional statistical precision (Leslie Kish estimates the gains at up to 20%). An added benefit of controlled selection from explicit strata is that it allows us to use the Keyfitz procedure to draw a new national sample. The Keyfitz procedure is a method for updating national samples using new Census data; it maximizes the retention of PSUs from an existing national sample. It could not be easily applied to a sample drawn using systematic selection procedures (such as the old frame). The controlled selection procedure used to select the PSUs has one drawback--it will be more difficult to subsample PSUs. The zone selection procedure used to select the old frame is easy to select a half-sample; in fact, the old frame was selected in two replicates. Subsampling is not such an automatic procedure with the new frame.

1983 GSS Sample: Fifty PSUs from the new frame were selected for the 1983 GSS. All 16 certainty PSUs were selected for the GSS subsample. The remaining 68 PSUs were paired, according to size and region; one PSU was selected at random from each pair. Within each of the 50 subsample PSUs, half of the segments (a total of 141) were selected systematically for the 1983 GSS. Fifty PSUs were also selected from the old frame with three segments per PSU (total of 150).

1982 Black Oversamples

In 1982 the National Science Foundation funded as a separate project an oversample of Blacks on the GSS. Two different sample frames were used. First, an additional sample of lines was drawn from the 1970 sample frame (as the regular 1982 GSS cross section was). These households were screened for race and eventually yielded 107 extra Black respondents. Second, a special sample frame designed to sample Blacks was drawn from 1980 Census data. In this sample frame localities were selected according to their Black population rather than their total population. This procedure increases the take-rate among selected lines yielding a more efficient sampling of Blacks. This oversample proportionate to the Black population resulted in 247 extra Black respondents. In all, the Black samples added 354 extra Black respondents. When added to the 156 Blacks who were part of the regular cross section, that made a total of 510 Black respondents in 1982.

The three groups of Blacks can be added together to form a national probability sample of Black Americans. The Blacks and Non-Blacks in the regular 1982 cross-section can be used as a national sample of all races without using the OVERSAMP weight. If one wants to use all 1982 cases to form a national sample (the 1,506 from the cross section and the black oversamples of 354) then the OVERSAMP weight must be used to establish the proper racial balance. The OVERSAMP variable is designed to match the racial distribution found in the regular cross section and to reproduce the total number of unweighted cases (i.e. $1,506 + 354 = 1,860$).

For a report on the black oversamples including a comparison of the two methods of oversampling blacks, see Roger Tourangeau and A. Wade Smith, "Finding Subgroups for Surveys," Public Opinion Quarterly, 49 (Fall, 1985), 351-365.

Information on response rates is given in Table A.8.

1987 Black Oversample

In 1987 the National Science Foundation funded as a separate project an oversample of Blacks on the GSS. An additional sample of lines was drawn from the 1980 sample frame (as the regular 1987 GSS cross section was). These households were screened for race and eventually yielded 353 extra Black respondents. When added to the 191 Blacks who were part of the regular cross section that made a total of 544 Black respondents in 1987.

1990 National Sample

Like its predecessor, the 1990 National Sample was selected in two major stages, with PSUs consisting of one or more counties selected at the first stage and segments consisting of one or more blocks selected at the second. In a few cases, segments were subsampled, a procedure that constituted a third stage of sample selection.

The 1990 sample included 100 first stage selections. The PSUs consisted of metropolitan areas or nonmetropolitan counties. The metropolitan PSUs include metropolitan areas of all three types distinguished in the 1990 Census--Metropolitan Statistical Areas (or MSAs, which correspond to the SMSAs used in 1980), Consolidated Metropolitan Statistical Areas (or CMSAs, which join metropolitan area of a very large city with the adjacent metropolitan area of one of its suburbs), and New England County Metropolitan Areas (or NECMAs, which are the whole county counterparts of the New England MSAs). Prior to selection, the United States was divided into 2,489 PSUs; the PSUs were then sorted into strata. The major strata again grouped metropolitan and nonmetropolitan PSUs within each of the four Census regions. The nonmetropolitan PSUs were further sorted by state; then, within state, by percent minority; and, finally, within percent minority groupings, by per capita income. Each PSU was classified according to the percent of its population who are minority group members; this encompassed everyone but non-Hispanic Whites. Percent minority groupings were formed by classifying each PSU according to percent minority quartiles within its major strata. The metropolitan PSUs were sorted by Census division, minority quartile, and per capita income. The sample PSUs were selected using

systematic selection, with the selection probability for a PSU proportional to the number of housing units. This selection procedure ensured proportionate representation along each of the sort variables. Nineteen PSUs were so large that they had to be included in the sample with certainty.

The second stage sampling unit in the 1990 National Sample was again the segment, consisting of one or more adjoining blocks. The number of segments selected within a PSU again depended on the whether the PSU was a certainty selection. From three to 26 segments were selected in the 19 certainty PSUs; in each of the remaining 81 sample PSUs, three segments were selected. All told, the 1990 National Sample includes 384 second stage selections. Prior to selection, the segments within each sample PSU were sorted successively by a) whether they were within the central city of a metropolitan area or outside of it (in metropolitan PSUs), b) state (in those PSUs that crossed state lines), c) county, d) place, e) percent minority quartile within the PSU, and f) census tract (CT) or block numbering area (BNA). The sample segments were selected using systematic sampling with probability proportional to size (in housing units). Undersized blocks were linked to adjacent ones to assure that each segment included at least 50 housing units. Similarly, census tracts with fewer than 50 housing units were linked with adjoining CTs.

In the smallest PSUs, it was possible for a segment to be selected more than once. In such cases and when segments included unexpectedly large numbers of dwellings, a third stage of sampling was carried out. The segment was subdivided into pieces by a field count; based on the field count, one piece of the segment was selected with probability proportional to its estimated size.¹⁰

Comparison of the 1980 and 1990 Sample Frames

The two national samples are quite similar. Table A.2 summarizes the main features of each sample design.

Table A.2. Main Features of Two National Samples

	<u>1980 National Sample</u>	<u>1990 National Sample</u>
<u>First Stage</u>		
Number of Selections	84	100
Measure of Size/Minimum	Housing units/4000	Housing units/2000
Method of Selection	Controlled selection	Systematic selection
Stratification	Region, metropolitan status; additional control variables	Region, metropolitan status, division/state, % minority, per capita income
<u>Second Stage</u>		
Number of Selections	562	384
Unit	Blocks or EDs	Blocks
Measure of Size/Minimum	Housing units/50	Housing units/50
Method of Selection	Systematic	Systematic
Stratification	County (ordered by size), MCD (ordered by size and income), census tract/ED number	County (ordered by size and state), place, % minority, census tract/BNA
<u>Third Stage</u>		
Unit	Part of block or ED	Part of block or ED
Measure of Size/Minimum	Housing units/50	Housing units/50
Method of Selection	One selection per segment with probability proportional to size	One selection per segment with probability proportional to size

Note: In both samples, the third stage was generally not needed in most areas.

However, there are a number of differences between the two samples, most of them minor. At the first stage of sampling, the 1990 National Sample included more selections than the 1980 Sample (100 vs. 84), and it used a systematic rather than a controlled procedure to make the selections. The two sampling methods do not differ markedly; they have similar theoretical properties (e.g., both allow additional control beyond that afforded by ordinary stratified sampling) and yield similar results in practice. The systematic procedure makes it somewhat easier to select subsamples from the 1990 National Sample.

At the second stage of selection, the two samples again differ in their sample sizes (384 selections in 1990 vs. 562 in 1980) but the same method of selection was used. There was a small change in how the second stage units were defined. By 1990, the

¹⁰For further details on the 1990 National Sample, see Roger Tourangeau, Robert A. Johnson, Jiahe Qian, and Hee-Choon Shin, *Selection of NORC's 1990 National Sample*. Chicago: NORC, 1993.

Census Bureau had divided the entire nation into blocks and no longer used Enumeration Districts; segments in the new sample could thus be defined exclusively in terms of blocks. At both of the first two stages of sample selection, the 1990 National Sample classified the sampling units by their minority population; the earlier sample had not made such extensive use of this variable

1993 GSS Sample

1980 National Sample. For the 1993 GSS, approximately 1,100 housing units were selected from the 1980 National Sample. These dwelling units were clustered within 141 segments in 50 of the sample PSUs. Within each of the 16 certainty PSUs, approximately one-fourth of the sample segments were selected for the 1993 GSS, yielding a total of 39 segments. Within the remaining 68 sample PSUs, a subsample of 34 PSUs was first selected; then, within each of these 34 PSUs, three segments (out of the six available) were included in the 1993 GSS. Overall, then, the 1993 GSS sample included approximately one segment in four from the 1980 National Sample—one-fourth within the 16 certainty PSUs plus one-half of the segments within a randomly selected half of the 68 remaining sample PSUs. The subsampling of the noncertainty PSUs was carried out by pairing PSUs from similar strata; one PSU was selected randomly from each pair. The subsampling of segments was done using a simple systematic selection procedure.

1990 National Sample. The new National Sample also contributed approximately 1,100 housing units to the 1993 GSS sample. These were drawn from 191 segments in 68 of the sample PSUs. Within each of the 19 certainty PSUs, approximately one-half of the sample segments—a total of 71—were selected for the 1993 GSS. Within the remaining 81 sample PSUs, a subsample of 40 PSUs was first selected; within each of these 40 PSUs, all three available segments were sampled for the 1993 GSS. About half of the segments from the 1990 National Sample—one-half of the segments within the 19 certainty PSUs and all of the segments within a random half of the 81 other PSUs—were included in the 1993 GSS sample. The subsampling of the noncertainty PSUs was carried out by pairing PSUs that were nearest neighbors in the final sorted file from which the first stage selections were made; one PSU was selected at random from each pair. The last PSU of the 81 noncertainty PSUs could not be paired with another sample PSU; a random procedure was used to determine whether it would be included in the 1993 GSS sample. Segments in the certainty PSUs were subsampled using a simple systematic selection procedure.

The 1994-2004 surveys are sub-divided into two: samples A and B. Sample A consists of versions 1-6 in 1994 and versions 4-6 in 1996, 1998, and 2000. Sample B consists of version 6-9 in 1994 and versions 4-6 in 1996, 1998, and 2000. Both samples contain approximately half of the cases.

For a comparison of results from the two sample frames, see Tom W. Smith, Hee-Choon Shin, and Xiaoxi Tong, "A Report on the Sample Frame Comparisons and Design Effects of the 1993 General Social Survey," GSS Methodological Report No. 87, 1994.

2004 GSS National Sample Design

NORC has introduced an innovative approach to demographic sampling frame construction and sample design for NORC's program of face-to-face surveys from 2004 onwards.¹¹ The important changes from previous GSS designs are: (i) the construction of a new list-assisted sampling frame for 72% of the population; (ii) an increase in the size of the certainty stratum (the proportion of the population covered by certainty area selections); (iii) designation of new primary sampling units (PSUs) for the certainty stratum; (iv) designation of new secondary sampling units (SSUs) for the remaining "urban" areas; and (v) designation of larger SSUs for the remaining areas.

Considerations of cost and feasibility have determined that essentially all national sample designs worldwide are multi-stage samples with administrative/political areas as the primary sampling units. We denote these areas as national frame areas (NFAs). The skewness of the distribution of the sizes of administrative area units typically leads to the definition of the largest of these area units as certainty selections; these areas appear in the sample with certainty. These selections are sometimes called "self-representing PSUs" whereas they are in fact separate sub-strata; the nomenclature has led to some confusion in the literature and in the perception of the characteristics of national samples. The traditional area-probability design also includes stratification of the area units at the various stages of selection, incorporating our prior knowledge of the population structure into the design.

The absence of any satisfactory population register in the USA has led to the use of one or more stages of area sampling followed by listing of addresses/housing units in the selected ultimate area units [UAUs]¹². This approach characterizes both the sample designs from the Census Bureau and those from the major social research centers such as the University of Chicago's NORC and the University of Michigan's Institute for Social Research (ISR).

The confluence of three developments in recent years in the US has made it possible to re-assess this traditional approach to sample design.

¹¹ A more complete presentation of the approach may be found in O'Muircheartaigh, Colm, (2003) "There and Back Again: Demographic Survey Sampling in the 21st Century" Keynote Address, Federal Committee on Statistical Methodology 2003 Conference. <http://www.fcsm.gov/events/papers2003.html>

¹² The UAU is the unit used at the final stage of selection involving areas for each part of the population. Beyond this stage, the sampling unit is the housing unit (HU).

- First, it has become possible to obtain access (for sampling purposes) to the frame of addresses constructed and maintained by the United States Postal Service (USPS). Research at NORC has established that this frame is generally superior to the listings obtained from traditional field listing methods.¹³
- Second, it is possible to obtain data that allow for census geographies (based on blocks or combinations of blocks) to be classified into two categories – those blocks that have street-style addresses, and those that do not. The classification is based on the U.S. Census Bureau Type of Enumeration (TEA) code that was used to classify blocks as suitable for mail-out/mail-back data collection in Census 2000.
- Third, the quality of the maps based on TIGER has improved dramatically, and mapping software and databases have been developed that permit the accurate geocoding of almost all those street-style addresses.

The MSA/county is the basic frame area in Table A.3. Frame areas were first categorized according to population and list quality as follows:

- the largest MSAs/counties (certainty areas) with high density population dominated by tracts with street-style addresses (category 1);
- small counties with either less than 30,000 population or less than 15,000 population in tracts with street-style addresses (category 3);
- all other counties/MSAs (category 2).

Table A.3 describes the population.

Category	Units	Description	Extent
1	MSAs	The largest MSAs, likely certainty selections	45% of housing units (HUs) in 4.5% of the area
2	MSAs/counties	Intermediate MSAs not included in categories 1 and 2	40% of HUs in 25% of area
3	Counties	Counties with less than 30% of housing units or with fewer than 15,000 people living in type A tracts	15% of HUs in 70% of area

The shortcoming of this classification is that within all three categories of areas, urban areas (i.e. those with street-style addresses) are interspersed with rural areas (those with non-street-style addresses). Tracts with predominantly street-style addresses are designated type A tracts¹⁴; all other tracts are designated type B. Figures 1 through 4 show the partitioning of areas into type A and type B tracts. Figures 1 and 2 show the Los Angeles MSA and the Chicago MSA with type A tracts (dark) and type B tracts (pale); these are category 1 MSAs. Figures 3 and 4 show two category 2 MSAs: the Champaign/Urbana category 2 MSA in Illinois (Figure 3), and the Worcester category 2 MSA in Massachusetts (Figure 4).

Cost and timeliness are two major concerns in sample design. Consider the two extreme situations. In case I, a high quality list of addresses/HUs exists for every area unit in the population; in case II, there are no address lists. In case II, the sample of areas must be designed and selected well in advance of the survey to leave time for field listing of HUs in the selected areas. In case I, the sample of areas can be selected very close to the time of the survey fieldwork. The cost of listing in case II will be very large, making it impossible for many projects to support it; as a result the cost of listing will need to be amortized over a number of projects, implying that the design of the sample of areas must be sufficiently general to be appropriate for a wide range of surveys. The design can thus not be tailored to the particular survey. In those terms the US population frame is a mixture. For part of the population there is a list frame; for the rest, there is not. And the two parts are intermingled in a complex way.

The design solution is to partition the frame into two parts, in one of which HUs/addresses can be selected directly from the list; in the second part field listing must be carried out in the selected sample areas. The distinctive feature of the design is that the two parts are not constructed from spatially connected areas, thereby giving the frame a somewhat mottled appearance.

For category 1 type MSAs, type A tracts dominate. The design solution for category 1 is to remove the type B tracts from the category 1 MSAs. Stratum 1 is defined as those parts of category 1 MSAs that consist of type A tracts. Stratum 1 includes more than 90% of the population of category 1, but less than 50% of the area. The residual areas are treated separately (see discussion of stratum 3.2 below).

The composition of MSAs in category 2 is less extreme, in that there is a more even distribution of type A and type B tracts.

¹³See O’Muircheartaigh, Colm, Stephanie Eckman, Ned English, and Catherine Haggerty, (2004) “Sampling for Inner-City Face-to-Face Surveys” *2003 Proceedings of the Section on Survey Research Methods of the American Statistical Association* and O’Muircheartaigh, Colm, Stephanie Eckman, and Charlene Weiss (2003) “Traditional and Enhanced Field Listing for Probability Sampling” *2002 Proceedings of the Section on Survey Research Methods of the American Statistical Association*.

¹⁴Type A tracts are tracts in which at least 95% of the housing units (HUs) are in blocks designated with TEA code 1 – suitable for mail-out/mail-back data collection in Census 2000.

Consider again figure 3, Urbana/Champaign. This MSA is divided into two NFAs. The first consists of the areas centered on Urban and Champaign, shaded dark in the figure. These are the type A tracts in the MSA. The pale tracts constitute a separate NFA. Stratum 2 is defined as the set of type A NFAs from category 2 MSAs; the dark areas in Figures 3 and 4 are examples. These stratum 2 NFAs include 75% of the population of category 2, but only 20% of the area.

In category 3, the problem arises in reverse; though the dominant type of tract is type B, there are type A tracts interspersed among them. However, though category 3 NFAs also contain both type A and type B tracts, the size of these MSA/counties is insufficient to warrant subdivision.

Stratum 3 comprises those parts of the population where in general the USPS address list is inadequate for use as a sampling frame. This stratum has two substrata. Stratum 3.1 contains, as NFAs: (i) the type B parts of category 2 MSAs – thus, for example, the type B tracts in Champaign/Urbana constitute an NFA; and (ii) the category 3 NFAs. These are the primary sampling units for stratum 3.1. Once the PSUs have been selected, segments are constructed within the selected NFAs as they have been for previous national samples, and a field listing is carried out in the selected segments.

Stratum 3.2 comprises the type B tracts in category 1 NFAs. The pale areas in figures 1 and 2 are examples of stratum 3.2 areas. All of these NFAs appear with certainty in the sample, and fieldwork will be conducted throughout these NFAs. Consequently it is not necessary to introduce an extra stage of sampling for this part of the population. In stratum 3.2, segments are selected directly into the sample, and field listing is carried out as with the stratum 3.1 segments. Thus, the PSU in stratum 3.2 is the segment. See Table A.4.

The important changes from previous GSS designs are:

- A new list-assisted sampling frame has been constructed for 72% of the population; this frame will permit re-design and retargeting of the sample for each successive GSS. While the same sample design, and the same selected area sampling units, can be kept for 2006 and beyond, the design and selection could be revisited for each successive GSS without major cost implications. Stratification and measures of size, for instance, could be adjusted based on information from the American Community Survey.
- The size of the certainty stratum (the proportion of the population covered by certainty area selections) has been increased. Almost half (45%) of the HUs in the population are now included in this stratum.
- Within the certainty stratum, new primary sampling units (PSUs) are being used. The PSU is now the tract (for the list-assisted part of the population). Tracts contain about 1000-2000 HUs and therefore can be expected to have considerably lower intracluster correlation coefficients (ρ) than the blocks/block groups (minimum size 75 HUs) that were used for previous designs.
- In the second “urban” stratum, the new secondary sampling units (SSUs) are tracts rather than blocks/block groups; this should lead to similar efficiency gains to those indicated above for the certainty stratum.
- In the “rural” stratum, the minimum size of SSU has been increased from 75 to 300 HUs; this should lead to smaller intracluster correlation coefficients, ρ .

Table A.4: Sample design for the GSS 2006 sample

Stratum	% of popn.	Description	Primary (area) sampling unit (PSU)	Secondary (area) sampling unit (SSU)	Final stage
1	42%	All type A tracts in category 1 areas	Tract	No 2 nd area stage	Housing units (HUs) from list frame within tract.
2	30%	All type A tracts in category 2 areas	MSA/county [part]	Tract	HUs from list frame within tract.
3.1	25%	All counties not in category 1 or 2; all remaining tracts in category 2 areas	County [all or part]	Segment	HUs from NORC-listed master sample within selected segments
3.2	3%	Type B tracts in category 1 areas	Segment	No 2 nd area stage	HUs from NORC-listed master sample within selected segments

Table A.5 gives the numbers of PSUs, SSUs, and UAUs selected within each major stratum.

Table A.5: Numbers of area units by stratum

Stratum	No. of NFAs	No. of PSUs	No. of SSUs	UAUs	No. of UAUs
1	24 ¹⁵	168 (tracts)	n.a.	Tracts	168
2	30 ¹⁶	30 (part MSAs/ counties)	120 (tracts)	Tracts	120
3.1	25 ¹⁷	25 (part counties/MSAs)	112 (segment)	Segments	100
3.2	24 ¹⁸	12	n.a.	Segments	12
Total	79 ¹⁹	235	n.a.	--	400

Figure 1: The Los Angeles MSA

¹⁵ 90% of the population of these 24 NFAs is in stratum 1

¹⁶ These NFAs consist of the type A tracts in 30 MSAs

¹⁷ These NFAs are either whole counties/MSAs with few street-style addresses or the type B tracts from MSAs/counties comprising stratum 2

¹⁸ This stratum contains the non-type A tracts in stratum 1 NFAs; they make up 6% of the population in those NFAs.

¹⁹ The 24 NFAs in strata 1 and 3.2 are the same areas and thus the total number of NFAs is 79.

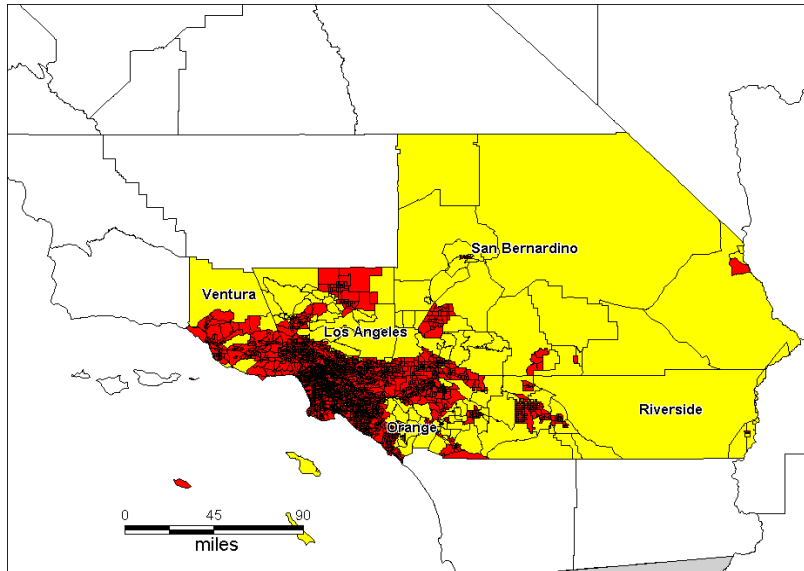


Figure 2: The Chicago MSA

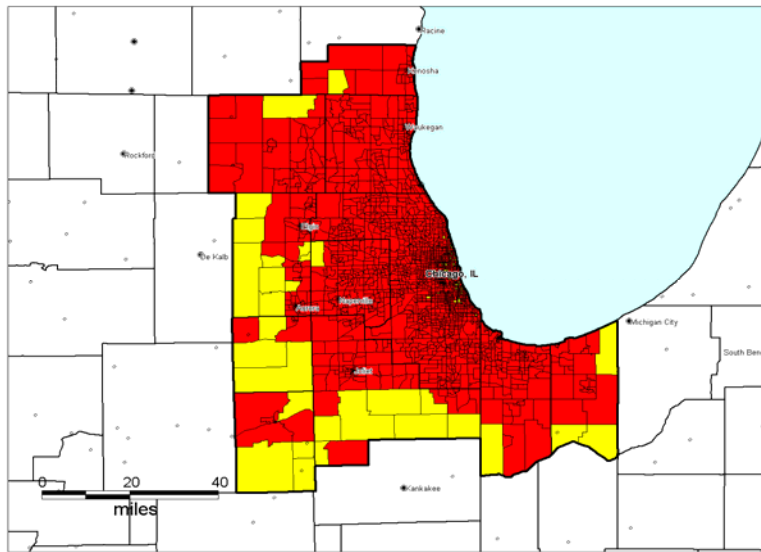


Figure 3: The Urbana/Champaign MSA

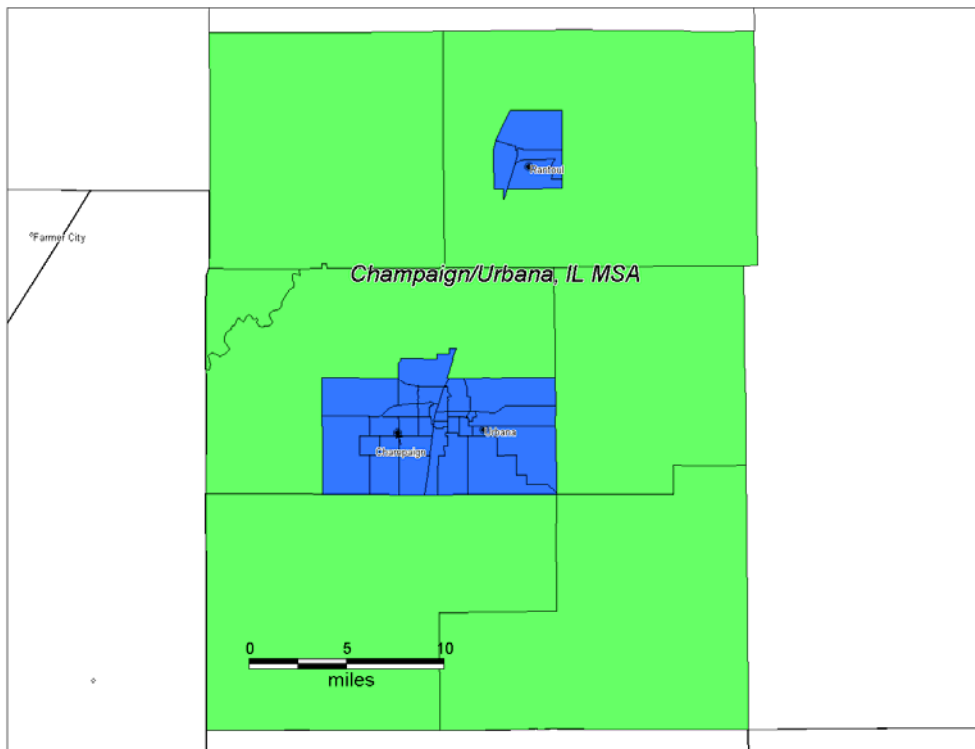
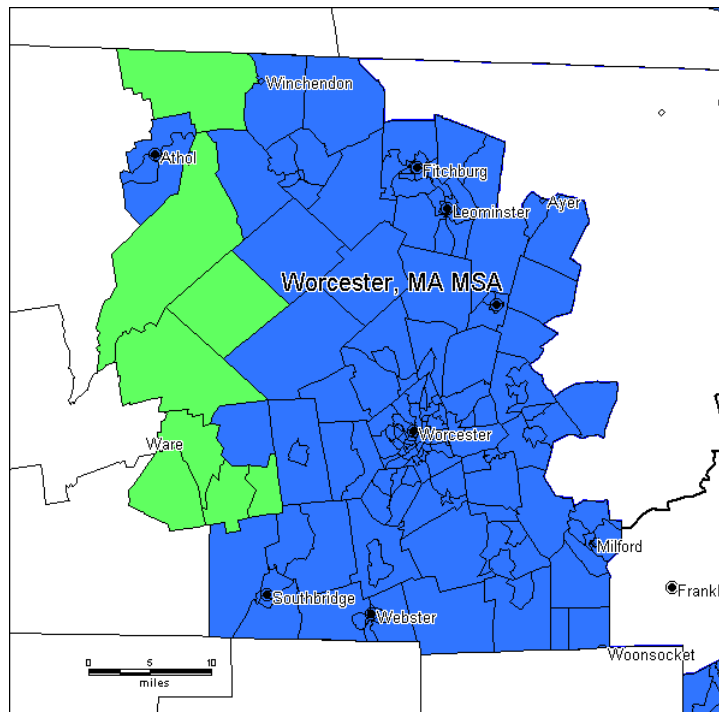


Figure 4: The Worcester MSA



The 2010 NORC National Sample Design is an update and expansion to the 2000 NORC National Sample Design. Whereas the 2000 NORC National Sample Design has 79 first-stage selections (called NFAs or PSUs in previous designs), including 24 self-representing areas large enough to be selected with certainty, the 2010 NORC National Sample Design has 126 first-stage selections, including 38 self-representing areas. In the 2000 NORC National Sample Design, each non-certainty first-stage selection represents 1% of the U.S. population, while in the 2010 NORC National Sample Design, each non-certainty first-stage selection represents 0.5% of the U.S. population. However, this is too many first-stage selections for GSS. Therefore, GSS uses a subset of 76 first-stage selections comparable to the 2000 National Sample Design's 79 first-stage selections.

The 2010 NORC National Sample Design also contains 1,516 second-stage selections (segments) compared to 899 for the 2000 NORC National Sample Design. The GSS will continue to generally use a subset of 400 second-stage selections. Just as in the 2000 National Sample Design, the GSS second-stage units will be a subsample of the larger set of National Sample Design second-stage units, which will allow segments to be rotated in and out throughout the decade just as was done for the 2000 National Sample Design.

Some slight changes to the 2010 National Sample Design were made, though the general outline was the same. The basic building blocks to make first-stage units in the sampling frame are again counties and metropolitan areas defined by OMB; the metropolitan areas are now called Consolidated Statistical Areas (CSAs) or Core Based Statistical Areas (CBSAs). First, counties, CBSAs, and CSAs that had a population less than 10,000 were combined with a neighboring non-certainty county, CBSA, or CSA (the closest geographically, regardless of size) to make first-stage units in the frame.

First-stage units in the frame were then categorized according to population and list quality as follows:

- the largest CSAs (certainty areas) with a population of at least 1,543,728 (0.5 percent of the 2010 Census U.S. population) were placed in category 1; these areas have a high population density, and are dominated by tracts with street-style addresses;
- small counties and CBSAs with less than 8 tracts that are predominantly street-style addresses (category 3);
- all other counties, CBSAs, and CSAs with at least 8 tracts that are predominantly street-style addresses (category 2).

Rural Alaska Boroughs and Census Areas with less than 0.180 housing units per square miles and at least 5,000 square miles in area were excluded. This dropped 0.03 percent of the U.S. population (12.9 percent of Alaska's population)

As was done in the 2000 National Sample Design, the Category 2 first-stage units are partitioned into two separate first-stage units; a first-stage unit consisting of the tracts where HUs/addresses will be selected directly from a postal delivery sequence file (DSF) is placed in Category 2A while another first-stage unit where listing will be needed is placed in Category 2B. Once again, the Category 2B and 3 first-stage selections will be selected together.

GSS uses only 76 out of the 126 2010 National Sample Design first-stage units. Only half of the non-certainty (Categories 2A, 2B, and 3) were selected. Similarly, the probabilities of selection for the certainty Category 1 first-stage units are cut in half. For 17, they are still selected with certainty, but selecting the remaining 21 with probabilities proportional to size results in 15 out of the 21 being selected (for a total of 32 Category 1 selections).

Table A.6 Summary of the First-Stage Units for the 2010 National Sample Design

NFA Category	Description	Share of U.S. population	National Frame	GSS
1	The largest CSAs, certainty selections	56%	38	32
2A	DSF portions (8 or more tracts)	30%	60	30
2B	Tracts where listing is needed	5%	28	14
3	Counties/CBSAs with less than 8 urban tracts	9%		
TOTAL		100%	126	76

Just as in the 2000 National Sample Design, the frame was partitioned into two parts for the selection of the second-stage units (segments). If DSF use was expected to be possible, tracts were selected. Where listing was expected to be required, block groups were selected. In both cases, the minimum size for a sample unit (whether tract or block group) was 300. Units not meeting this minimum size were merged with a neighbor.

In Category 1 first-stage selections, type A tracts were selected separately from block groups in type B tracts. Within category 1, 16 segments were selected per 1 percent of the population covered = $16 * 56\% = 896$ segments. The proper proportion of type B segments is 32, so 864 type A tracts and 32 block-groups within type B tracts were selected. GSS uses a standard of 4 segments per 1 percent of the population covered, so GSS will use approximately 216 type A tracts and 8 block-groups within type B tracts.

For category 2A first-stage selections, 8 segments per first-stage selection results in 480 segments in the 2010 National Sample Design, but GSS uses 120 (half of the selections in half of the first-stage selections) of them.

For category 2B/3 first-stage selections, the 2010 National Sample Design only selected 5 segments per first-stage selection, but GSS uses 4 in half of them for a total of 56 segments.

Table A7 Summary of the Second-Stage Units for the 2010 National Sample Design

Category	Expected Type of Address Listing	First-stage selections	Sample Segments	GSS First-Stage Selections	GSS Sample Segments
1	City Style Address	--	864	--	216
	Rural	--	32	--	8
2a	City Style Address	60	480	30	120
2b/3	Rural	28	140	14	56
Total			1,516		400

The 2000 NORC National Sample Design used the DSF or listing strictly based on Census enumeration methods, which corresponded to whether the DSF was usable. However, we have strengthened the criteria. We have compared the number of units in the DSF to the number of occupied housing units in the Census. If the ratio of DSF to occupied housing units was less than 0.9 or greater than 1.25, we examined whether DSF geocoding errors could be corrected or not. If not, we selected one block group with probability proportional to the number of housing units for listing. Before adding this segment to the listing work, we checked to see if the DSF was adequate for this block group. Only if the DSF was inadequate for this block groups was the block group listed. Out of 1,344 tracts, 37 (2.8 percent) were listed.

Similarly, we checked the DSF for block groups that were expected to be listed. While the DSF was inadequate for the tracts these block groups were in, we determined the DSF to be adequate for 84 out of the 172 (48.8 percent) block groups selected. Therefore, the 2010 NORC National Sample Design listed 125 out of the 1,516 (8.2 percent) second-stage units selected.

NON-RESPONSIVE SUB-SAMPLING

The basic concept is to subsample the nonrespondents, adjusting the weights to keep the design unbiased. The subsample is weighted up to represent all nonrespondents as of the cutoff date. Subsampling allows the focusing of resources on a smaller set of the difficult cases for further attempts, thereby potentially reducing both response error and nonresponse bias.

The subsampling of nonrespondents constitutes a two-phase design, or a double-sampling scheme, that was first introduced by Hansen and Hurwitz in 1946.²⁰ The subsampling of nonrespondents has been used in many other surveys, such as the Census Bureau's American Community Survey and the Urban Institute's 1999 and 2002 National Survey of America's Families. At NORC, the double-sampling scheme has been used for the Chicago Health and Social Life Survey.

The typical pattern for area probability studies, such as GSS, is for a small percentage of the difficult cases to absorb much of the resources, especially near the end of the data collection period. Increasing the initial sample size boosts the number of less difficult cases available from the start. After the first pass, the remaining cases – those that are so much more difficult to complete are subsampled. Considerable time and effort is spent on the subsampled cases, but since there are fewer of them, the overall field effort is reduced.

For the 2004 GSS at the end of the preliminary field period for release 1 after about ten weeks, there were 1440 out-of-scope cases (not housing units, vacant, etc.), 2162 completed cases, 143 partial cases and appointments, 144 final nonrespondents, and 2171 temporary nonrespondents. Temporary nonrespondents are originally sampled cases + missed dwelling units whose status is "pending" (i.e. they do not have a final status or outcome determined). They may ultimately be coded as out-of-scope, nonrespondents, or completed cases. The temporary nonrespondents were sampled at 50% and 1086 were retained in the study and 1085 were eliminated. The retained sub-sample cases and the partial/appointment cases were then pursued for approximately another 10 weeks. Ultimately 2812 cases were obtained.

For the 2006 GSS at the end of the preliminary field period for release 1 after about eleven weeks, there were 1490 out-of-scope cases (not housing units, vacant, etc.), 3418 completed cases, 283 partial cases and appointments, 259 final nonrespondents, and 4209 temporary nonrespondents. The temporary nonrespondents were sampled at 45% and 2068 were retained in the study and 2141 were eliminated. The retained sub-sample cases and the partial/appointment cases were then pursued for approximately another 10 weeks. Ultimately 4510 cases were obtained.

For the 2008 GSS at the end of the preliminary field period for release 1 after about ten weeks, there were 681 out-of-scope cases (not housing units, vacant, etc.), 1610 completed cases, 134 partial cases and appointments, 96 final nonrespondents, and 1738 temporary nonrespondents. The temporary nonrespondents were sampled at 41% and 713 were retained in the study and 1025 were eliminated. The retained sub-sample cases and the partial/appointment cases were then pursued for approximately another 10 weeks. Ultimately 2023 cases were obtained.

For the 2010 GSS at the end of the preliminary field period for release 1 after about ten weeks, there were 657 out-of-scope cases (not housing units, vacant, etc.), 1575 completed cases, 137 partial interviews/appointments/Spanish-language cases, 72 final nonrespondents, and 1695 temporary nonrespondents. The temporary nonrespondents were sampled at 47% and 800 were retained in the study and 895 were eliminated. The retained sub-sample cases and the partial/appointment/Spanish-language cases were then pursued. After approximately seven weeks, 137 of the 895 cases that were removed during sub-sampling were released back into the sample to be re-contacted for interviews. These 137 re-released cases, along with all other pending cases, were then pursued for about four more weeks. Ultimately 2044 cases were obtained.

For the 2012 GSS at the end of the preliminary field period for release 1 after about ten weeks, there were 492 out-of-scope cases (not housing units, vacant, etc.), 1395 completed cases, 167 partial interviews/appointments/Spanish-language/special situation cases, 56 final nonrespondents, and 2040 temporary nonrespondents. The temporary nonrespondents were sampled at 47% and 965 were retained in the study and 1075 were eliminated. The retained sub-sample cases and the partial/appointment/Spanish-language cases were then pursued. Ultimately 1974 cases were obtained.

For the 2014 GSS at the end of the preliminary field period for release 1 after about ten weeks, there were 764 out-of-scope cases (not housing units, vacant, etc.), 1523 completed cases, 269 partial interviews/appointments/Spanish-language/special situation

²⁰ Marcus Hansen and W. Hurwitz, "The Problem of Non-response in Sample Surveys," Journal of the American Statistical Association, 41 (Dec., 1946), 517-529.

cases, 110 final nonrespondents, and 2532 temporary nonrespondents. The temporary nonrespondents were sampled at 65% and 1653 were retained in the study and 879 were eliminated. The retained sub-sample cases and the partial/appointment/Spanish-language cases were then pursued. Ultimately 2538 cases were obtained.

Since temporary nonrespondents were subsampled at about 50%, they must essentially be given a weight of about 2 to make the sample representative. The weights that must be used for the 2004-2014 GSS are discussed below in the section on Weighting. In addition, the subsampling of nonrespondents also means that weighted figures must be used in calculating the response and other outcome rates. The procedure utilized is discussed in Standard Definitions: Final Disposition of Case Codes and Outcome Rates for Surveys. Lenexa, KS: American Association for Public Opinion Research, 2011. Also available at www.aapor.org

WEIGHTING

The GSS contains several weight variables (ADULTS, OVERSAMP, FORMWT, WTSSNR, WTSSALL) that users should use as needed as well as weight-related variables (ISSP+PHASE). This section briefly discusses these variables.

ADULTS

The full-probability GSS samples used since 1975 are designed to give each household an equal probability of inclusion in the sample. (Call this probability P_h .) Thus for household-level variables, the GSS sample is self-weighting. In those households which are selected, selection procedures within the household give each eligible individual equal probability of being interviewed. In a household with n eligible respondents, each has probability P_h of being in a selected household, and $1/n * P_h$ of actually being interviewed. Persons living in large households are less likely to be interviewed, because one and only one interview is completed at each preselected household. The simplest way to compensate would be to weight each interview proportionally to n , the number of eligible respondents in the household where the interview was conducted. N is the number of persons over 18 (ADULTS) in the household. A discussion of the weight as well and a post-stratification variant of weighting by ADULTS appears in GSS Methodological Report No. 3.²¹

OVERSAMP

As described in the previous section, the 1982 survey included an oversample of blacks. To make the 1982 survey a representative cross-section, the user can either exclude the black oversample cases by excluding codes 4 and 5 on SAMPLE or weight the file by OVERSAMP. To make the 1987 survey a representative cross-section the user can either exclude the black oversample by excluding code 7 on SAMPLE or weight the file by OVERSAMP. Users should adopt one of these procedures in all cases except when analyzing only blacks from the 1982 and/or 1987 cross-sections and oversamples.

FORMWT

Problems with form randomization procedures on the 1978, 1980, 1982-1985 surveys necessitate the use of FORMWT when variables appearing on only one form are analyzed. A complete list of form-related variables appears in Appendix P. Full details on the form randomization problem and of the weight created to correct for it appear in GSS Methodological Report No. 36.²²

ISSP

The International Social Survey Program supplement was administered to Form 1 cases in 1985 and as such must be weighted for FORMWT as discussed above. In addition because this was a self-administered supplement completed after the main GSS questionnaire there is supplement non-response. Users may wish to use the variable ISSP to study supplement non-response bias and perhaps develop a weight to compensate for same.²³

POST-STRATIFICATION

In general, the GSS samples closely resemble distributions reported in the Census and other authoritative sources. Because of survey non-response, sampling variation, and various other factors the GSS sample does deviate from known population figures for some variables. The GSS does not calculate any post-stratification weights to adjust for such differences. For relevant discussion of

²¹C. Bruce Stephenson, "Weighting the General Social Surveys for Bias Related to Household Size," GSS Technical Report No. 3, Chicago: NORC, February, 1978.

²²Tom W. Smith and Bruce L. Peterson, "Problems in Form Randomization on the General Social Surveys," July, 1986.

²³See Tom W. Smith, "Attrition and Bias on the International Social Survey Program Supplement," GSS Methodological Report No. 42, February, 1986.

distributional variation caused by non-response and other factors see GSS Methodological Reports No. 3, 5, 9, 16, 21, 25, 79.²⁴

Differences from the Census and other changes in distributions due to alterations in sampling include the following:

1. In 1972 blacks were over-represented. The 1972 survey was the last to utilize the 1960 NORC sample frame and it is believed to have under covered rapidly growing suburban areas.
2. All full-probability samples under-represent males. This is discussed in GSS Methodological Report No. 9.
3. Block quota samples under-represented men in full-time employment, see GSS Methodological Report No. 7.
4. Coverage of Mormons increased significantly when the 1980 sample frame was adopted. This was due to the addition of a primary sampling unit in Utah. For more details see GSS Methodological Report No. 43.
5. People eighteen years old appear to be under-sampled although this is actually not the case. Age is assigned based on year of birth and the assumption that one's birthday has already occurred. However, to be in the sample one must have actually reached his/her eighteenth birthday and since the GSS is fielded in March every year only about one-quarter of those born eighteen years prior to the current year have reached majority by the interview dates. Thus nineteen year olds as classified on the GSS consist of approximately one-quarter who have turned nineteen since the first of the year and three-quarters who will turn nineteen by the end of the calendar year. The same is true for ages 20 and up. For eighteen year olds on the GSS only those who have turned eighteen since the first of the year are included. Thus the number of eighteen year olds in the GSS is approximately one-quarter the number of nineteen year olds (See Appendix E). The "missing" eighteen year olds are not under-represented in the sample, but are merely counted as nineteen year olds.

Weights for 2004+ GSS²⁵

Due to the adoption of the non-respondent, sub-sampling design described above, a weight must be employed when using the 2004+ GSSs. One possibility is to use the variable PHASE and weight by it so that the sub-sampled cases were properly represented. If one wanted to maintain the original sample size, one would weight by PHASE*0.86258 in 2004 and PHASE*.80853 in 2006, etc. This weight would only apply to 2004+ and would not take into account the number of adults weight discussed above. As such, it would be appropriate for generalizing to households and not to adults. A second possibility is to use the variable WTSS. This variable takes into consideration a) the sub-sampling of non-respondents, and b) the number of adults in the household. It also essentially maintains the original sample size. In years prior to 2004+ a one is assigned to all cases so they are effectively unweighted. To adjust for number of adults in years prior to 2004, a number of adults weight would need to be utilized as described above. WTSSALL takes WTSS and applies an adult weight to years before 2004. A third possibility is to use the variable WTSSNR. It is similar to WTSS, but adds in an area non-response adjustment. Thus, this variable takes into consideration a) the sub-sampling of non-respondents, b) the number of adults in the household, and c) differential non-response across areas. It also essentially maintains the original sample size. As with WTSS, WTSSNR has a value of one assigned to all pre-2004 cases and as such they are effectively unweighted. Number of adults can be utilized to make this adjustment for years prior to 2004, but no area non-response adjustment is possible prior to 2004. Details on the construction of WTSS and WTSSNR follow:

WTSS:

W0: Within each NFA, we calculate a probability of selection, n/N. W0 is the reciprocal of this probability of selection (N/n). At this point, each observation stands in for a given number of cases in the frame. Because the secondary sample release was only in the urban NFAs, cases in urban NFAs have a slightly higher probability of selection, and thus a slightly lower baseweight, than cases in the urban NFAs.

$\sum W0 = \text{frame size}$

²⁴C. Bruce Stephenson, "Probability with Quotas: An Experiment," GSS Methodological Report No. 3, April, 1979; Tom W. Smith, "Response Rates on the 1975-1978 General Social Surveys with Comparisons to the Omnibus Surveys of the Survey Research Center, 1972-1976," GSS Methodological Report No. 5, June, 1968; Tom W. Smith, "Sex and the GSS: Nonresponse Differences," GSS Methodological Report No. 9, August, 1979; Tom W. Smith, "The Hidden 25%: An Analysis of Nonresponse on the 1980 General Social Survey," GSS Methodological Report No. 16, May, 1981; Tom W. Smith, "Using Temporary Refusers to Estimate Nonresponse Bias," GSS Methodological Report No. 21, February, 1983; Tom W. Smith, "Discrepancies in Past Presidential Vote," GSS Methodological Report No. 25, July, 1982; and Tom W. Smith, "Notes on John Brehm, The Phantom Respondent: Opinion Surveys and Political Representation," GSS Methodological Report No. 79, 1993.

²⁵Harter, Rachel, Stephanie Eckman, Ned English, and Colm O'Muircheartaigh (2010). "Applied Sampling for Large-Scale Multi-Stage Area Probability Designs." In Handbook of Survey Research, Second Edition, P. Marsden and J. Wright, eds. Elsevier.

W1: At the end of Phase I of data collection, we subsampled the non-responding cases with a sampling fraction $f=.5$ in 2004. W1 for the selected non-responding cases is, for example, then $W0*(1/.5)$ in 2004 or for 2006 is $W0*(1/.45)$, etc. W1 is missing for the unselected non-responding cases. $W1=W0$ for cases which were not subsampled.

$$\sum W1 = \text{frame size}$$

W2: Next, we adjust the baseweight for eligibility. Not all cases in the frame are truly eligible for the survey: some addresses in our frame are businesses, do not exist or are unoccupied. We use the eligibility rate of the sampled cases to estimate the eligibility rate for the frame. We calculate the eligibility rate at the NFA level.

This adjustment sets the weights of the ineligible cases to missing. Cases whose eligibility could not be determined are given fractional eligibility equal to be eligibility rate for their NFA.

Now the sum of the weights is the estimated number of eligible cases (or occupied housing units) in the frame.

$$\sum W2 = \text{estimated eligible cases in the frame} < \sum W1$$

WTSSNR :

W2NR: We next adjust for non-response. Weights for responding cases increase by the reciprocal of the response rate, calculated at the NFA level. The responding cases take on the additional weight of the non-responding cases. W2NR is missing for the non-response cases. The sum of the weights is the same as the previous step: the estimated number of eligible cases in the frame.

$$\sum W2NR = \sum W2 = \text{estimated eligible cases in the frame}$$

W3: To account for the random selection of an adult respondent, this weight is the household-level weight (W2) multiplied by the number of adults in the household. The sum of the weights in this step is the total number of adults in all eligible households in the frame.

$$\sum W3 = \text{estimated adults in eligible cases in the frame} > \sum W2$$

W3NR: To account for the random selection of an adult respondent, this weight is the non-response adjusted household-level weight (W2NR) multiplied by the number of adults in the household. The sum of the weights in this step is the total number of adults in all eligible households in the frame.

$$\sum W3NR = \text{estimated adults in eligible cases in the frame} > \sum W2NR$$

$$\sum W3NR = \sum W3$$

WEIGHT: We then rescale W3 so that the sum is the total number of completed interviews. This adjustment helps prevent errors that arise in SPSS and in some procedures in SAS where the sum of the weights is assumed to be equal to the sample size. The relative weights are unchanged by this adjustment.

$$\sum \text{WEIGHT} = \text{number of completed interviews.}$$

WEIGHTNR: We also rescale W3NR so that the sum is the total number of completed interviews. This adjustment helps prevent errors that can arise in SPSS and in some procedures in SAS where the sum of the weights is assumed to be equal to the sample size. The relative weights are unchanged by this adjustment.

$$\sum \text{WEIGHTNR} = \text{number of completed interviews}$$

WTSSALL :

As mentioned above, WTSSALL takes WTSS and applies an adult weight to years before 2004. The weight value of WTSSALL is the same as WTSS for 2004 and after. Thus, researchers who use the GSS data before or after 2004 may consider using the WTSSALL weight variable.

Calculating Design-Corrected Standard Errors for the General Social Survey, 1975-2014

The General Social Survey (GSS) is an area-probability sample that uses the NORC National Sampling Frame for an equal-probability multi-stage cluster sample of housing units for the entire United States. Since the sample for the GSS is a cluster sample, standard errors are larger for the GSS than simple random sample calculations (calculated without correction for the design). To correctly calculate standard errors, design variables must be used in statistical software (such as SVY in STATA). Without these design variables, statistical software will assume a simple random sample and underestimate standard errors.

We then rescale W3 so that the sum is the total number of completed interviews. This adjustment helps prevent errors that

can arise in SPSS and in some procedures in SAS where the sum of the weights is assumed to be equal to the sample size. The relative weights are unchanged by this adjustment.

$\sum \text{WEIGHT} = \text{number of completed interviews}$

We provide two design variables for every GSS interview from 1975-2014: VSTRAT and VPSU. VSTRAT is the Variance STRATum while VPSU is the Variance Prietary Sampling Unit. The stratum and PSU reflect the first-stage and second-stage units selected as part of the NORC National Sampling Frame, and are unique to a particular round.

First stage units in the NORC National Sampling Frame are called National Frame Areas, (NFAs), each of which is composed of one or more counties (previous to the 2010 National Frame, NFAs were called PSUs). The largest urban areas are selected with certainty to guarantee their representation in NORC's National Sampling Frame (there were no certainty NFAs prior to 1983). Second-stage units in the NORC National Sampling Frame are called segments, each of which is either a block, a group of blocks, or an entire census tract. The first-stage and second-stage units are selected with probabilities proportional to size (in housing units), and the sample housing units (third-stage units) are then selected to be an equal-probability sample, which results in roughly the same number of housing units selected per second-stage sampling unit.

To create the variables VSTRAT and VPSU, we recode the NFAs and segments, depending on whether the NFA was selected with certainty. In certainty NFAs, segments are paired into strata with one segment assigned to VPSU = 1 while the other segment is assigned to VPSU = 2. Often, small segments are combined into one VPSU. Non-certainty NFAs are paired into strata with one NFA assigned to VPSU = 1 while the other NFA is assigned to VPSU = 2. It is rare, but possible, for NFAs to be combined in one VPSU. This strategy has been adapted from the National Longitudinal Survey of Youth, 1997 cohort strategy designed by Kirk Wolter.

Here is sample Stata code to analyze the variable ANALYSISVAR within a GSSDATAFILE with the weight variable WTVAR (either WTSSALL or WTSSNR):

```
use GSSDATAFILE.dta, clear
svyset vpsu [weight=WTVAR], strata (vstrat)
svy: proportion ANALYSISVAR // point estimates and design adjusted s.e.'s
svy: tabulate ANALYSISVAR, deff //deff
tab ANALYSISVAR [weight=round(WTVAR,1.0)] // Weighted frequency
```

Note that it is possible to combine multiple years of GSS data into one GSSDATAFILE. SPSS is menu-driven, so no code is given here, but you can create design-corrected standard errors within SPSS using the Complex Samples add-on.

TIME

If the merged GSS is thought of as designed to equally sample time, there are numerous deviations due to such factors as 1) sample size variation across surveys, 2) the absence of surveys in 1979, 1981, 1992, and in odd years after 1993, 3) experiments (See Appendix O), 4) switching of items from permanent to rotating status, 5) switching from across-survey rotation to sub-sample rotation, 6) late starting and terminated time series, or 7) some combination of these. For more information on these issues and possible adjustments see GSS Methodological Report No. 52.²⁶

²⁶Tom W. Smith, "Rotation Designs of the GSS," Chicago: NORC, February, 1988.

Table A.8
NON-RESPONSE RATES ON THE 1975-2014 GENERAL SOCIAL SURVEYS
(Full Probability Samples Only)

Disposition of Cases	Surveys																												
	1975	1976	1977	1978	1980	1982	1982B	1983	1984	1985	1986	1987	1987B	1988	1989	1990	1991	1993	1994	1996	1998	2000	2002	2004	2006	2008	2010	2012	2014
A. Original Sample	1102	1113	2317	2344	2210	2221	2900	2222	2157	2201	2192	2250	4750	2250	2250	2165	2312	2296	4559	4559	4567	4883	4890	6260	9535	4220	4093	4100	5125
B. -Out of Sample	11	16	0	20	1	0	2258 ^a	3	0	0	0	0	3916 ^a	0	2	0	0	0	0	1	0	0	0	1085	2141	1025	758	1075	879 ^e
C. -Not a Dwelling Unit	116	43 126 93 130 117					219	84	77	45	73	77	106	78	57	70	85	65	103	158	158	242	152	638	392	230	178	175	261
D. -Vacant		74 217 190 197 245						172	197	227	176	206	328	261	212	232	256	246	524	493	573	531	622	608	1058	424	467	351	479
E. -Language Problem	27	33	54	59	46	46	6	31	52	28	49	43	0	52	72	47	67	66	143	136	146	178	209	301	139	57	60	43	65
F. +New Dwelling Unit	24	44	79	102	97	129	77	82	42	47	50	21	42	57	74	41	46	31	57	43	55	94	36	0	41	39	30	50	23
G. Net Sample	972	991	1999	2084	1933	1942	494	2014	1873	1948	1944	1945	442	1916	1981	1857	1950	1950	3846	3814	3745	4026	3943	4713	7987	3548	3418	3581	3464
H. Completed Cases	735	744	1530	1532	1468	1506	354	1599	1473	1534	1470	1466	353	1481	1537	1372	1517	1606	2992	2904	2832	2817	2765	2812	4510	2023	2044	1974	2538
I. Refusals	162	339					417	309	297	66	320	320	344	365	358	57	359	346 355 323 285 708 757 755 1044 1031 621 987 410 527 390 793											
J. Break-offs		206						7																					
K. No one Home to Complete Screener	22	54 48 30 41					56	17					49	23 22 46 5 19 26 61 54 18 18 60 66 97 59 65 48 20 38 44 36															
L. R Unavailable Entire Field Period		26 22 38 23						18	8 13 20 3 7															8 15					
M. Ill	12	21 37					75	18 60 31 39 74 55 24 50 59 54 56 41 128 93 92 68 88 130 185 73 73 98 97																					
N. Other		43																44 51											
O. Net Sample ^b	972	991	1999	2084	1933	1942	494	2014	1873	1948	1944	1945	442	1916	1981	1857	1950	1950	3846	3814	3745	4026	3943	4713	7987	3548	3418	3581	3464
Eligibility Rate (G/A)	0.882	0.890	0.863	0.889	0.875	0.874	0.170	0.906	0.868	0.885	0.887	0.864	0.093	0.852	0.884	0.858	0.843	0.849	0.844	0.837	0.820	0.824	0.806	0.753	0.838	0.833	0.835	0.873	0.816
Response Rate (H/G) ^f	0.756	0.751	0.765	0.735	0.759	0.775	0.717	0.794	0.786	0.787	0.756	0.754	0.799	0.773	0.776	0.739	0.778	0.824	0.778	0.761	0.756	0.700	0.701	0.704	0.712	0.704	0.703	0.714	0.692
Refusal Rate (I+J/G) ^d	0.169	0.208	0.173	0.200	0.160	0.153	0.134	0.159	0.171	0.177	0.188	0.184	0.129	0.187	0.175	0.191	0.166	0.146	0.184	0.198	0.202	0.259	0.261	0.225	0.233	0.241	0.245	0.210	0.264
Unavailable Rate (K+L/G)	0.036	--	0.040	0.034	0.035	0.033	0.113	0.017	0.026	0.016	0.018	0.034	0.018	0.014	0.017	0.041	0.028	0.009	0.005	0.016	0.018	0.024	0.015	0.024	0.011	0.012	0.018	0.023	0.012
Other Rate (M+N/G)	0.039	--	0.022	0.031	0.046	0.039	0.036	0.030	0.017	0.02	0.038	0.028	0.054	0.026	0.030	0.029	0.029	0.021	0.033	0.024	0.025	0.017	0.022	0.047	0.044	0.043	0.034	0.053	0.032

^aIncludes screened households with no Blacks.

^bThe net sample size in 2004+ here is after sub-sampling. On the top line G in 2004+ it is before sub-sampling.

^cThis corresponds to RR5 (response rate 5) in the American Association for Public Opinion Research's

Standard Definitions of the Final Dispositions of Case Codes and Outcome Rates for RDD Telephone Surveys and In-Person Household Surveys(2006).

^dRefusal rate 3 in AAPOR's Standards.

^eThe cases sub-sampled out are reported here.

See the discussion of sub-sampling earlier in Appendix A and in Tom W. Smith "The Subsampling of Nonrespondents on the 2004 General Social Survey" GSS Methodological Report No. 106, Chicago: NORC, 2006.

REMARKS: In 2004+ the rate is a weighted response rate as provided in AAPOR (2006). The case figures in the 2004+ columns do not yield the calculated rates because they are unweighted. Also, see Appendix A, "Non-response sub-sampling" on the sub-sampling on non-respondents in 2004+.

APPENDIX B:

FIELD WORK AND INTERVIEWER SPECIFICATIONS

1972-2000

This study employed standard field procedures for national surveys, including interviewer hiring and training by area supervisors in interviewing locations when necessary. The sampling procedures were reviewed by having interviewers take a training quiz after they had studied the sampling instructions specific to this study (see Appendix A for a discussion of the sample). Around the same time, publicity materials were sent to area supervisors; these included letters to be mailed locally to the Chief of Police, the Better Business Bureau, the Chamber of Commerce, and the various news media.

After these steps were completed, interviewers received materials needed for data collection (assignments, specifications, blank interview schedules). Each interviewer completed one practice interview which was evaluated at NORC. Actual interviewing then commenced; completed interviews were immediately returned to NORC where they were edited for completeness and accuracy. Twenty percent of the interviews were validated. Feedback on specific problems was given to individual interviewers and on general problems to all interviewers.

Once field work was completed, the edited questionnaires were coded and keypunched, and the resulting data were cleaned (see Appendix C: General Coding Instructions).

The following section contains the interviewer specifications in one continuous listing. Originally, the specifications were communicated to interviewers by means of an annotated interview schedule and memoranda on specific interviewing problems. The specifications inform the interviewers of the intent of the question, provide caution signals where a potential problem may exist, and recommend probes or provide interpretations which can be suggested to the respondent should the respondent have difficulty in understanding the question. All the specifications work toward increasing the internal validity of the data collected.

Questions which had no specifications are not included in this section. If a specification or explanation modifies an entire question, the question is not repeated here. If a specification modifies one response category, or only one section of the question, the modified portion is repeated here and appears in brackets "[]."

Specifications from the most recent survey are given first. Earlier specifications are given next. Notes about additions, omissions, etc. refer to the immediately preceding entry. "None" means that no specification was used that year. Questions not listed below have never had specifications.

2002+

In 2002 the GSS switched to computer assisted Personal Interviewing (CAPI). There are no printed questionnaires, but the show-cards are still printed. Manual edits and keypunching are eliminated. Training now includes learning how to operate CAPI. Data validation and cleaning remains similar to pre-CAPI procedures described above.

GSS Year	Field start date	Field end date
1975	2/28/75	5/15/75
1976	2/28/76	5/29/76
1977	2/9/77	4/24/77
1978	2/13/78	4/29/78
1980	1/18/80	5/16/80
1982	2/11/82	4/27/82
1982B	2/11/82	4/27/82
1983	2/23/83	4/27/83
1984	2/6/84	4/20/84
1985	2/9/85	4/23/85
1986	2/14/86	4/24/86
1987	1/31/87	4/28/87
1987B	1/31/87	4/28/87
1988	2/12/88	4/26/88
1989	2/4/89	5/1/89
1990	2/6/90	4/22/90
1991	2/9/91	5/6/91
1993	2/5/93	4/26/93
1994	1/27/94	5/31/94
1996	2/1/96	5/25/96
1998	2/1/98	6/18/98
2000	2/1/00	6/25/00
2002	2/6/02	6/26/02
2004	8/18/04	1/4/05
2006	3/7/06	8/7/06
2008	4/17/08	9/13/08
2010	3/15/10	8/12/10
2012	3/20/12	9/05/12
2014	3/31/14	10/11/14

* 1982B and 1987B are black oversample cases.

Question
Mnemonic

Interviewer Specifications

1978, 80, 82, 83-91, 1993+

WRKSTAT Accept R's definition of working full time or part time. Do not define these terms for R. By "working" and "job" we mean: working for pay at a job, or running his/her [one's] own business or profession (or farm), or working without pay in [a] family farm or business.

[SMALLEST CODE NUMBER] Example: If R was working part time and also going to school, circle [code] "2."

1977, 82, 83

Adds [Other] example: "disabled."

1976

Adds "or 'too ill'" to last line.

1973-75

Let the R decide if R was working full or part time.

If R was working part time and was also going to school, circle code 2.

By job, we mean: working for pay at a job or running own business or profession (or farm), or working without pay in family business (or farm).

"Other" might be disabled or too ill to work.

1972

For example: If working full time and part time, code "1." If working part time and in school, code "2."

[other (SPECIFY AND ASK A)] For example: Might be disabled or too ill to work.

1982+

OCC, PRESTIGE, WRKSLF, WRKGOVT, COMMUTE, INDUSTRY, OCC80, PRESTG80, INDUS80

[did you] Use[d] [only] if not currently working. If R is retired from one occupation, but now working at something else, record current occupation. Probe for full description of occupation and see spex for PAOCC16, PAPRES16, PAWRKSLF, and PAIND16.

1976-78, 80

[did you normally] Used if not currently working. If R is retired from one occupation, but now working at something else, record current occupation. Probe for full description of occupation and industry. [and] See instructions, PAOCC16, PAPRES16, PAWRKSLF, and PAIND16.

1974-75

[did you normally] only used if not currently working. If more than one job--probe for main job--one that R considers most important. See Question 8 for interviewer instructions on job descriptions. This question applies also to people who may be retired from one occupation, but are now working at something else. We want what they are doing NOW.

1972-73

OCC, PRESTIGE, WRKSLF, WRKGOVT, COMMUTE, INDUSTRY, OCC80, PRESTG80, INDUS80 (Cont.)

[did you normally] only used if not currently working. If more than one job—probe for main job—one that R. considers most important. See Question 8 for interviewer instructions on job descriptions.

1982+

MARITAL [married] Include legal marriage or living together as married. Accept R's definition of "married." [separated] Includes informal as well as legal separation.

AGEWED If necessary, probe for approximate age: For example: "About how old were you?"

DIVORCE [legally] legal separation gained through a court.

WIDOWED [Widowed] refers to having a marriage terminated by the death of your current spouse. If one is divorced and the ex-spouse dies, you are (1994-98: not a widow.) not widowed.

1976-78, 80

MARITAL [Separated] Includes legal as well as informal separation. (1980, switches order of legal and informal)

AGEWED If necessary, probe for approximate age: "About how old were you . . . ?"

1975

AGEWED Probe for approximate age, if necessary. For example: "About how old ...?"

DIVORCE Here we only want legal separation gained through a court.

Omits DIVORCE.

1985+

SPWRKSTA See WRKSTAT, HRS1, HRS2, EVWORK, OCC, PRESTIGE, WRKSLF, WRKGOVT, COMMUTE, and INDUSTRY for spex.

1982, 83

See WRKSTAT, HRS1, HRS2, EVWORK, OCC, PRESTIGE, WRKSLF, WRKGOVT, COMMUTE, and INDUSTRY for spex.

1978, 80, 84

See WRKSTAT, HRS1, and HRS2 for instructions.

1973-77

Same instructions as for WRKSTAT, HRS1, and HRS2.

1972

See interviewer instructions for WRKSTAT, HRS1, and HRS2.

1988-91, 93-96, 2004+

SPOCC, SPPRES, SPWRKSLF, SPIND, SPOCC80, SPPRES80, SPIND80

Self-employed people are those who:

- 1) work for profit or fees in their own unincorporated business, profession, or trade, or who operate a farm
- 2) are unpaid family workers who work without pay in a business or on a farm operated by a relative
- 3) work for their own incorporated business

Self-employed people include independent contractors and sub- contractors, free lance writers, many consultants, etc. A person is not self-employed if s/he runs or manages a branch of a bank/chain, is CEO in a publicly [SIC] held company, a real estate sales person as opposed to an independent broker, etc.

1978, 80, 82-87, 1998, 2000-02

See OCC, PRESTIGE, WRKSLF, WRKGOVT, COMMUTE, and INDUSTRY for instructions. Read "your husband" or "your wife" as applicable. [82, 88, 96 reads: See spex for OCC, PRESTIGE, WRKSLF, WRKGOVT, COMMUTE, and INDUSTRY]

1977

See instructions for OCC, PRESTIGE, WRKSLF, WRKGOVT, COMMUTE, and INDUSTRY. Read "your husband" or "your wife" as applicable.

1976

See instructions for OCC, PRESTIGE, WRKSLF, WRKGOVT, COMMUTE, and INDUSTRY. For "spouse," read "husband" or "wife" as applicable.

1973-75

See instructions for OCC, PRESTIGE, WRKSLF, WRKGOVT, COMMUTE, and INDUSTRY.

1972

[Spouse] Read husband or wife as applicable.

See question 2 for interviewer instructions.

1976+

PAOCC16, PAPRES16, PAWRKSLF, PAIND16, PAOCC80, PAPRES80, PAIND80, MAOCC80, MAPRES80, MAWRKSLF, MAIND80

[FATHER SUBSTITUTE] Read "stepfather" or "uncle," etc. if R. did not live with own father. (82-91, 93, 96: If R. did not live with own father, read "Stepfather, [or] uncle, etc.") [1994-2012: If R did not live with own mother, read step-mother (or aunt), etc.

Probe for full description of occupation and industry. It is important to get the kind of business or industry, and to get it crystal clear. The name of the company or employer is not necessary and in most instances will not tell us what respondent actually does in his job. The kind of business or industry is crucial to our properly classifying the job. [1994: Probe for full description of occupation. If mother [96-2012: "just" mother] substitute had more than one kind of work while R was growing up, ask for work around the time R was 16 years old. If more than one job at a time, probe for the main job, i.e., Job at which person spent most hours.]

It is important that we have detailed information concerning the kind of business. A description such as "automobiles" is far from sufficient—this could mean an auto factory, a new car dealership, a used car lot, a car rental agency, a car wash, a car repair shop, an automobile importer, or something else. Probe fully using sub-questions A through E to find out exactly what kind of business or industry it is.

Respondents, of course, have no way of knowing that the classifying of occupations is very difficult and we need all the information we can get. It is your job to obtain the information. To give you an idea of the difficulty involved,

the Bureau of the Census [96: has listed more than 90] lists 91 different types of "laborers." How can we properly classify the respondent if all we have to go on is "laborer" as a job description? If you find out just what it is that he [82-91, 93: the person] does as a "laborer," then we can properly classify him [82-91, 93: him/her, 96: the person].

Don't be content with a job title. "Maintenance man [82-91, 93: person]" could mean a person [82-91, 93-2012: someone] who maintains large and complicated machinery, or a janitor, or something else. Find out what he [82-91, 93: he/she, 96: the person] does as a maintenance man [82-91, 93: person]. "Office work" can mean supervising typists, being a typist, being a file clerk, supervising the entire office, or something else. Find out what he [82-91, 93: he/she, 96: the person] does in the office.

"Farmer" is definitely not a good description. It is incomplete because the person may . . .

- own a farm,
- or rent a farm,
- or be a sharecropper (working on someone else's land for a share of the crop or a share of the value of the crop),
- or work without pay on his [82-91, 93: his/her] family's farm,
- or be a farm laborer for wages,
- or be a foreman on a farm.

When you receive the response "farmer," find out which of these possibilities applies to the person, so we can properly classify his [82-91, 93: his/her] occupation.

If father, or father substitute, had more than one kind of work while R. was growing up, ask for work around the time R. was 16 years old. If more than one job at [96: a] that time, probe for the [82: "the" omitted] main job, i.e., the [82-91, 93-2012: "the" omitted] job at which person spent most hours.

1973-75

If father or father substitute had more than one kind of work, ask for work around time R. was 16. If more than one at that time, probe for main job.

This occupation question has been slightly reformatted. As always, we need a complete description of occupation and industry. The order in which you get the information asked in A through D does not make any difference—the important thing is that it is all there.

It is important to get the kind of business or industry, and to get it crystal clear. The name of the company or employer is not necessary and in most instances will not tell us what the respondent actually does in his job. The kind of business or industry is crucial to our properly classifying the job.

It is important that we have detailed information concerning the kind of business. A description such as "automobiles" is far from sufficient—this could mean an auto factory, a new car dealership, a used car lot, a car rental agency, a car wash, a car repair shop, an automobile importer, or something else. Probe fully using sub-questions A through D to find out exactly what kind of business or industry it is.

Respondents, of course, have no way of knowing that the classifying of occupations is very difficult and we need all the information we can get. It is your job to obtain the information. To give you an idea of the difficulty involved, the Bureau of Census lists 91 different types of "laborers." How can we properly classify the respondent if all we have to go on is "Laborer" as a job description? If you find out just what it is that he does as a "laborer," then we can properly classify him.

1972

Adds following at end:

Don't be content with a job title. "Maintenance man" could mean a person who maintains large and complicated machinery, or a janitor, or something else. Find out what he does as a maintenance man. "Office work" can mean supervising typists, being a typist, being a file clerk, supervising the entire office, or something else. Find out what he does in the office.

"Farmer" is definitely not a good job description. It is incomplete because the person may . . .

- own a farm,
- or rent a farm,
- or be a sharecropper (working on someone else's land for a share of the crop or a share of the value of the crop),
- or work without pay on his family's farm,
- or be a farm laborer for wages,
- or be a foreman on a farm.

When you receive the response "farmer," find out which of these possibilities applies to the person, so we can properly classify his occupation.

1982+

SIBS [brothers and sisters] Do not include R.

1978, 1980

Be careful not to include R.

1976-77

Be careful not to include R. in count.

1973-75

This means altogether, not when R. was 16. If none, or less than 10, circle appropriate code. If 10 or more, enter exact number in boxes.

1972

That is all together—not at age 16.

1976+

CHILDS Ask everyone, regardless of age, sex or marital status.

1974-75

Ask everyone—regardless of age, sex or marital status. [Including any you had from a previous marriage]. If never married omit this phrase.

[you ever had] refers to children born to (or fathered by) R.

1972-73

Omits: Last two lines.

1996, 98

AGE [month] enter correct number.

1976-78, 80

If R. isn't sure, probe for closest estimate (best guess).

1996, 98

AGEKDBRN If necessary probe for approximate age; for example: "About how old were you?"

1976+

EDUC, PAEDUC, MAEDUC, SPEDUC, DEGREE, PADEG, MADEG, SPDEG

[finished and got credit for] Includes schooling the person may have received in night school or special classes toward a high school diploma. If foreign schooling, probe for closest equivalent to U.S. grades.

[don't know] Probe for best guess.

Ask "B" regardless of answer to "A."

[college for credit] toward an academic degree. If impossible to decide [82-91, 93-96: determine] whether person's schooling was "college for credit," record verbatim, including number of years, and do not code. [1978, 80, 82-86, 88-91, 93-2012 omit "earning credit."]

[HIGHEST DEGREE EARNED] If not sure [96,98: of] how to code, record verbatim. (1978, 80 place clause last.) (1982 - 1991, 1993-2012 add "and do not code.")

1975

For mother, father, or substitute, refer to FAMILY16 and FAMDIF16. Ask of spouse if currently married. Otherwise, write not applicable and skip that section of the question. [RECODED]

If not sure how to code degree, record verbatim.

If foreign schooling probe for closest equivalent to U.S. grades. If R. unsure, record country and probe for details on education.

[not including schooling such as business college, technical, or vocational school] If you cannot decide whether a person's schooling was regular college (toward an academic degree)—or technical or vocational training, record description verbatim, record how many years of what, and do not code. If "nursing" find out how many years of training, if any, counted for credit towards college degree.

1974

For mother, father, or substitute, refer to FAMILY16 and FAMDIF16. Ask of spouse if currently married. Otherwise, write not applicable and skip that section of the question. [RECODED]

If not sure how to code degree, record verbatim.

1972-73

Please circle codes carefully so we can tell which code you mean. For mother, father, or substitute, refer to FAMILY16 and FAMDIF16. Ask of spouse if currently married. Otherwise, write not applicable and skip that section of the question. [RECODED]

If not sure how to code degree, record verbatim.

1994+

SEX DO NOT FORGET THIS.

1973, 74, 75

Don't forget this.

1972

Do not forget!

1998, 2000+

RACE [Interviewer Remark (in 1998: applicable to versions 1-3 only)] NOTE! CODE WITHOUT ASKING FOR ALL RESPONDENTS EVEN IF UNCERTAIN

1977-78, 80, 82-91, 93-94, 98

[Code without asking only if there is no doubt in your mind] NOTE!

1976

Ask if you're not sure. See Census definition below: "A person should be classified as OTHER only if he is American Indian, Japanese, Chinese, Filipino, Asian Indian, Korean, Polynesian, Indonesian, Hawaiian, Aleut, or Eskimo. A person is classified as BLACK only if he is American Negro; or if he is African, West Indian, or Puerto Rican who appears to be black. All other persons are classified as WHITE. This includes Mexicans, Spaniards, and also Africans, West Indians, or Puerto Ricans who appear to be white."

1972-75

If there is no doubt as to R's race, code without asking. If you have any doubt, ASK.

Please study the following guidelines for classification of race, as derived from Census definitions. If, in the interview situation, you have any reason to be unsure of the respondent's race, according to the definitions given here, ask the question as printed in the questionnaire. Then record the response verbatim and circle the appropriate code and check the box provided.

A person should be classified as OTHER only if he is American Indian, Japanese, Chinese, Filipino, Asian Indian, Korean, Polynesian, Indonesian, Hawaiian, Aleut or Eskimo.

A person is classified as BLACK only if he is American Negro; or if he is African, West Indian, or Puerto Rican, and also appears to be black.

All other persons are classified as WHITE. This includes Mexicans, Spaniards, and also Africans, West Indians, or Puerto Ricans who appear to be white.

1978, 80, 82-91, 93+

REG16, MOBILE16

Do not circle codes in (on) the list.

(1996: Circle state code on the list.)

Example: "Florida" = 59. (Omitted in 1989)

[WASHINGTON.....55] District of Columbia

[WASHINGTON.....91] State of Washington

(1982 - 1991: [Washington State] Note!)

[FOREIGN COUNTRY] SPECIFY IF NEEDED

(1982: Specify if code entered above.)

(1983, 84, 85-91, 93: [Specify] Note!)

[city/town/county] INCLUDE SUBURBS. Read "city" if you are in a city; "town" if you are in a town; "suburb" if you are in a suburb; and "county" if you are interviewing in a rural area.

1976-77

Example: "Arkansas" = 71. [IF STATE NAMED IS SAME STATE R. LIVES IN NOW, ASK A.] That is, the same state in which you are conducting this interview.

[city/town/county] Read "city" if you are in a city; "town" if you are in a town; and "county" if you are interviewing in a rural area. City includes suburbs.

1975

Omits "Example: 'Arkansas' = 71."

1972-74

Omits "City includes suburbs."

1978+

FAMILY16, FAMDIF16

If R. was living with mother and male relative other than father (e.g., grandfather and uncle [1982, 83, 88-91, 93+: uncle, grandfather] [1984-87: grandfather, uncle], code "other" and specify. Same applies for living with father and other female relative (e.g., aunt, older sister, grandmother). [1982-86, 88-91, 93+: If R. was living with father and female relative other than mother, (e.g., aunt, grandmother) code "other" and specify.] If you are (82-90: omits "you are") not sure how to code, record verbatim and do not code.

[What happened?] That is, what happened to your parent(s), why weren't you living with them?

1976-77

Adds [BEFORE THAT] Note!

1974-75

If R. married or left home by age 16 then "Before you (got married/left home) were you living with your own mother and father?" If you are not sure how to code, record verbatim and do not code.

If R. was living with mother and male relative other than father (grandfather, uncle), code "other" and specify. Same applies for living with father and other female relative (aunt, older sister, grandmother).

1973

Omits paragraph 2.

1972

None.

1976+

MAWORK Ask this question if the R. lived with own mother, regardless of who else was [1982 - 1991, 1993 - 1996: lived] in the household.

1975

Ask if R. lived with own mother, regardless of who else lived in household.

1973-74

None.

1996+MAWRKGRW Ask this question if the R lived with own mother regardless of who else lived in the household.1976-78, 80, 82-91, 93-94

INCOM16 If not living in the U.S. at age 16, ask R. to compare family income in country of residence.

1972-75

None.

1998, 2000

PARBORN If the respondent is uncertain of parent, use same persons as specified in FAMILY16.

1996

None.

1983-91, 93-94

[Use . . . 27] Note!

1982

[FAMILY16] This is the same person asked about in PAEDUC and MAEDUC.

1996+

GRANBORN None.

1982-1994

[No] Arrow to "If No."

1977-78, 80Do not ask "A" if all four grandparents were born in the U.S.1977+

HOMPOP, BABIES, PRETEEN, TEENS, ADULTS

None.

1976

Ask HOMPOP, BABIES, PRETEEN, TEENS, and ADULTS of everyone—both Block Quota and Area Probability Rs. Remember to zero fill.

1975

The Census table of rules is used to determine who should and should not be included in the household listing.

Residents of this house include people who: live in this household but are temporarily absent on a visit, business trip, vacation, or in connection with job; members of armed forces that are stationed on a nearby installation but living off-post in this household; officer or crew member of merchant vessel if vessel ordinarily goes on trips of less than 24 hours duration; college student attending college but living in this household; student away attending school below college level; live in this household most of the time because they work nearby but have a home elsewhere they stay weekends or less frequently; American citizens abroad temporarily on vacation; citizens of foreign country studying or working in the U.S. All others are not to be included.

1972-74

Adds following to 1975 specifications:

If none to B, C, D, or E, enter 00 in appropriate boxes.

[Check answers with respondent] Go back and correct total if necessary.

1996+

UNRELAT None.

1977-78, 80, 82-91, 93-94

[# of PERSONS] Be sure to "zero" fill.

1975-76

None.

1972-74

[related] by blood, marriage, or adoption.

1996+

EARNRS None.

1984, 85, 88-91, 93-94

Be sure to "zero" fill.

1976-78, 80, 82, 83, 86-87

None.

1973-75

This question is designed to get total number of wage earners in the household who are related to R. If no persons earned income in 1974 enter 0.

1972

Here we want total number of wage earners in the family related to R. If no person earned income in 1971 enter 0.

1976+

INCOME, RINCOME, INCOME72, INCOME82, INCOME86, INCOME91, INCOME98

[total family income] i.e., from all family members. Read this statement to Rs as appropriate: "Total income includes interest or dividends, rent, Social Security, other pensions, alimony or child support, unemployment compensation, public aid (welfare), armed forces or veteran's allotment."

1973-75

In addition to employment income, other kinds of income could be: interest or dividends, rent, social security, other pensions, alimony or child support, unemployment compensation, public aid (welfare), armed forces or Veteran Administration allotment.

This question is designed to get total income for all family members in household, from all sources--employment and all other in 1972-74.

Probe for best guess before accepting a "don't know." "Which category would you guess comes closest to your total family income last year?"

1972

Omits: Last paragraph.

1982+

RINCOME, RINCOM77, RINCOM82, RINCOM86, RINCOM91, RINCOM98

This Q. is concerned with income from occupation described in OCC, PRESTIGE, WRKSLF, WRKGOVT, COMMUTE, INDUSTRY rather than a specific job or employer, i.e. [1985,86, 88-91, 93: Substitutes "Example:" for "i.e."; 1994-96: "That is, ...] If R's occupation is "sales clerk" you would ask for total income in 19[XX] as a "sales clerk" even if R worked in several different places during the year. [1984-91, 93-2012: Record R's income only from job described in OCC, not from any other jobs or sources.]

1977-78, 80

Record Rs income only from job described in OCC, not from and other jobs or sources. This question is concerned with OCCUPATION, rather than specific job or employer. EXAMPLE: If Rs occupation was "waitress," you would ask for total income in 197(6) as waitress. . . even if she worked in several different places during the year.

1976

Note instruction: SEE OCC, PRESTIGE, WRKSLF, WRKGOVT, COMMUTE, INDUSTRY. IF ANY OCCUPATION RECORDED, ASK INCOME. Read job title from OCC. Record R's income only from job described in OCC, not from any other jobs or sources. This question is concerned with OCCUPATION, rather than specific job or employer. EXAMPLE: If R's occupation was "waitress," you would ask for total income in 1975 as a waitress...even if she worked in several different places during the year.

1974, 75

NOTE INSTRUCTIONS. Read job title from OCC. This question is concerned only with any income R. earned from occupation described in OCC, not any other income from other sources or income of other family members.

1977+

PARTYID None.

1976

[Other party affiliation] Probe for "other political party" and specify.
Read appropriate word—"Democrat" or "Republican."

1972-75

Read appropriate word—"Democrat" or "Republican."

1973

VOTE68, PRES68

See instructions for VOTE72.

1972

If refused or don't know, go to VOTE72.

If [did not vote] or ineligible.

1978, 80, 82

VOTE72, PRES72, IF72WHO, VOTE76

None.

1976-77

If R says "I wouldn't have voted for either one, that's why I didn't vote," record verbatim and do not code.

[IF DID NOT VOTE] Includes those ineligible.

1975

None.

1972-74

If refused or don't know, go to [next question].

If [did not vote] or ineligible.

1974-75, 77+

POLVIEWS [political. . . yourself] Stress.

1976

[political. . . yourself] Stress.
Point to the card as you read this question.

1983

POLVIEW7, POLVIEWX

Do not define terms.1980+

NATENVIR, NATHEAL, NATCRIME, NATDRUG, NATEDUC, NATRACE, NATARMS, NATAID, NATFARE, NATROAD, NATSOC, NATMASS, NATPARK, NATCHLD, NATSCI, NATSPACY, NATENVIY, NATHEALY, NATCITYY, NATCRIMY, NATDRUGY, NATEDUCY, NATRACEY, NATARMSY, NATAIDY, NATFAREY, NATSPACZ, NATENVIZ, NATHEALZ, NATCITYZ, NATCRIMZ, NATDRUGZ, NATEDUCZ, NATRACEZ, NATARMSZ, NATAIDZ, NATFAREZ, NATROADZ, NATSOCZ, NATMASSZ, NATPARKZ

Repeat categories as necessary. Do not attempt to define items.

1977-78

Repeat categories as necessary. Do not explain or define items A-K (NATSPACY-Z, NATENVIY-Z, NATHEALY-Z, NATCITYY-Z, NATCRIMY-Z, NATDRUGY-Z, NATEDUCY-Z, NATRACEY-Z, NATARMSY-Z, NATAIDY-Z, NATFAREY-Z).

1974-76

Read each item. Circle one code for each. Repeat categories as necessary. Do not try to explain.

1973

Adds "or define items for R" to end.

1984EQUAL1-8 Do not define terms.1984

EQUAL1-8 [shuffle the grey cards] Note!
Do not define terms.

1978, 80, 83, 84, 1986+

EQWLTH, EQWLTHY

If R doesn't understand, reread the instructions slowly.

1982, 84, 85, 1987+TAX If R says, "I do not pay income tax," record response [1996: omitted response] verbatim and do not code1977, 80, 82, 84, 85, 1987+

LIBATH [teach] EXAMPLE: Just teach in general, regardless of subject. [1982, 84: omit "EXAMPLE."]

1976

[teach] i.e., just teach in general, regardless of subject.

1973-74

Read city, if city; town, if in a town; and community, if in a rural area.

If asked "teach what?" ask "Just in general, regardless of what the subject is."

1972

Omits first two lines.

1980, 82, 1984-85, 1987-96, 2000+

SPKRAC, COLRAC, LIBRAC

Omits first line.

1977, 98

[(Negroes/Blacks)] Use either term, depending on customary usage in your area of the country.

[genetically] You may explain this as "by birth."

1977, 80, 82, 84, 85, 1987+

SPKCOM, COLCOM, LIBCOM

[Communist] Do not define.

1976

Do not define "Communist."

1972-74

Do not attempt to define Communist. The three sub-questions assume the person is well qualified to teach and is doing a good job—the only issue is that he is a Communist. If R says, "It depends" (For example: "On what the speech is about"), try for an overall opinion by probing, "Well, in general, in the case of a man who admits he is a Communist, do you think . . . ?"

1977, 80, 82, 84, 85, 1987+

80A, 80B, 80C

[Advocates] You may explain: "speaks in favor of."

1976

You may explain "advocates" as "speaks in favor of."

1972-74

None.

1976+

CAPPUN2, CAPPUN

If R says "depends" repeat Q. with "In general." If R can't decide, code DK.

1973-75

If R says ["it depends"], probe by repeating the question. If R can't decide, code DK.

1972

If R says "it depends" probe by repeating the question. "For persons convicted of murder are you in favor of the death penalty?" If can't decide, code don't know.

1980+

COURTS, COURTSY

[in this area] Means around here, in this locality.

1977-78

None.

1976

[about right] Circle only if volunteered.

1975

[about right] Do not read this category. Code only if volunteered.

1973-74

None.

1972

Do read the category [about right]; code if volunteered only.

1977-78, 82, 83, 85, 86, 88-91, 93-94

WIRTAP If R asks, WIRE TAPPING means EAVESDROPPING on a person through the use of an electronic listening device. (1982 and 1983 omit "on a person.")

1974-75

None.

1977, 80, 82, 84, 85, 87-91, 93-94

COMMUN, COMMUN10

[Communism] Do not define.

1976

Do not define "Communism."

1973-74

None.

1986, 1988-91, 93-94

RUSSIA, JAPAN, ENGLAND, CANADA, BRAZIL, CHINA, ISRAEL, EGYPT

Circle one code each for each item (RUSSIA, JAPAN, ENGLAND, CANADA, BRAZIL, CHINA). Circle code on same line as R's choice on the scale. For example: If R rates Israel "+1" circle code "05" in column B or if R rates Canada "+5" circle code "01" in column C.

1982, 83, 85(X)

Circle one code for each item (RUSSIA, JAPAN, ENGLAND, CANADA, BRAZIL, CHINA, ISRAEL, EGYPT). Circle code on same line as R's choice on the scale. For example: If R rates Brazil "+1" circle code "05" in column E or if R rates England "+5," circle code "01" in column C.

1985(Y)

Circle one code for each item (RUSSIA, JAPAN, ENGLAND, CANADA, BRAZIL, CHINA). Circle code on same line as R's choice on the scale.

1977

Circle the code opposite R's choice. EXAMPLE: R rates Brazil "+1," circle code 05 in column E.

1975

If R asks, "China" refers to Mainland, or Red China.

1974

Note that the 8 items (RUSSIA, JAPAN, ENGLAND, CANADA, BRAZIL, CHINA, ISRAEL, EGYPT) are broken into two groups of four. This was done just to make it easier for you to code responses without getting lost on the page.

1996, 98

RELIG

"Protestant" includes any post-Reformation Christian denominations—Mormons, Christian Scientists, Jehovah's Witnesses, etc. are all Protestants.

If Christian is mentioned in the lead-in, probe to see if this is a reference to a specific denomination. DON'T enter Christian as an "Other" (Code 5) unless R means he/she is a generic Christian with no denominational preference or membership.

For "Other" (Code 5) and in the "Other Specify" fields below under Protestant denominations, get as full and precise a name of the denomination as possible.

1994+

[Evangelical Lutheran Church of America and Presbyterian Church (U.S.A.)] These two churches both underwent restructuring. Probe for the name of the denomination prior to the merger. If the R knows which church his/her congregation used to belong to, then code the pre-merge code.

Code 70 should be used when the phrases "non-denominational" or "interdenominational" are mentioned. Other verbatims that might lead to a code 70 are: "Don't attend any church now," "No church in particular. I'm a generic Protestant," and "I go to lots of them." Also mentions of three or more specific denominations are mentioned, flag case for inspection.

1987, 88-91, 93-98

If R says "Christian" ask: Is that the Disciples of Christ? If "yes" or "no" record verbatim and do not code. Plus specs for 1972-1986. [1994: If R answers "yes" to the probe "Is that the Disciples of Christ," the verbatim should be written "Yes, it is the Disciples of Christ" instead of just "yes."]

1985-86, 1996+

If R reports Presbyterian Church, U.S.A. probe: "was your church originally Presbyterian Church in the United States or United Presbyterian Church in the United States." If R says "Don't know" to probe, record verbatim. Plus specs for 1977-1984. (In 2000-02: Probe for name of the denomination prior to the merger).

1984, 98

[Other . . . churches] Code "other" if response does not fit and recode verbatim.

[11] Used to be known as Northern Baptist Convention

[40] Same as Southern Presbyterian

[41] Same as Northern Presbyterian

Plus specs for 1977-83.

1977-78, 80, 82, 83, 96, 98

[Catholic] Refers to Roman Catholic only. Other Eastern Catholic churches should be coded "other" and recorded verbatim.

[other] Be sure to ask for full name of religion, church or denominations. (Omitted in 1982.)

[Episcopalian] Includes Anglican.

1976

Omits: 4-5 lines.

1972-75

If "Other" be sure to ask for full name of religion, church or denominations.

[Catholic] code Roman Catholic only; Greek Orthodox or other Eastern Catholic churches should be recorded and coded as "other." [Episcopalian] includes Anglican.

1977+

ATTEND (USE CATEGORIES AS PROBES IF NECESSARY) Only if R gives vague answer, or one that does not fit categories.

1976

(USE CATEGORIES AS PROBES) e.g., if R answers in categories that do not fit, as "two times a week."

1972-75

If R gives vague answer, or answer that can't be fitted into categories, use categories as probes.

1985-89

MAATTEND, PAATTEND, SPATTEND

See instructions for ATTEND. [Note: for 1991-1993, this specification applies to SPATTEND only.]

1983, 84

Same spex as ATTEND.

1982+

RELITEN [PREFERENCE NAMED . . .] If RELIG is coded "Protestant," refer to the denomination coded in DENOM and OTHER. If RELIG is coded "Protestant" and no denomination is coded in DENOM and OTHER, refer to "Protestant."

1978, 80

[RELIGIOUS PREFERENCE] Be sure to refer to preference named in RELIG when reading RELITEN.

- 1) If RELIG is coded, refer to the denomination.
- 2) If Catholic, Jewish, or other, refer to that preference.
- 3) If RELIG is coded "Protestant" and no denomination, refer to "Protestant" preference.

1977

[RELIGIOUS PREFERENCE] Be sure to refer to preference named above when reading RELITEN.

1976

[RELIGIOUS PREFERENCE] Substitute religion named. If "Protestant," substitute denomination, if any.

1974-75

If R is Catholic read "Catholic." If R is a Protestant and names a denomination in RELIG, read the name of the denomination. If R is Protestant, but doesn't name any particular denomination or says non-denominational, read "Protestant."

1983+

PRAY If "never," record verbatim and do not code.

1983-85, 87-89, 91

NEARGOD If R does not believe in God record verbatim.

1984

JUDGE, REDEEMER, LOVER, MASTER, MOTHER, CREATOR, FATHER, SPOUSE, FRIEND, KING, LIBERATR, HEALER
If R does not believe in God record verbatim.

1984+

MAPA, MASTERSP, JUDGELUV, FRNDKING, CRTRHEAL, RDEEMLIB, POPESPKS, BIBLE
If R does not believe in God record verbatim.

1982, 83, 1985+

RELIG16, DENOM16, OTH16
See Spex for RELIG.

1973-78, 80, 84

See instructions for RELIG.

1982, 83, 85-91, 93-94, 2004+

SPREL See Spex for RELIG.

1973-78, 80, 84

See instructions for RELIG.

1982, 83, 85-91, 93-94, 2012

SPREL16 See Spex for RELIG.

1973, 75, 77, 80, 84

See instructions for RELIG.

1976, 78

None.

1977, 82, 83, 85, 86, 1988+

PRAYER, PRAYERY

None.

1975

When R responds "approve or disapprove" probe as follows to make sure R understands question. "Then you (approve/disapprove) of the ruling that no government may require reading of prayers or Bible in public schools?"

1974

None.

1985, 87-91, 94

WORLD1-7 Make sure R is looking at correct show card.

1988-89

LIBTEMP, CONTEMP, PROTTEMP, CATHTEMP, JEWTEMP, MSLMTEMP

None.

1986

If R. says "50," probe to find out if favorable, unfavorable, or indifferent and record verbatim.

1977, 80, 82, 1984+

RACMAR, RACMAR10

None.

1976

NOTE SKIP INSTRUCTION. See RACE for Census definitions of Black and Non-Black. The latter are all those classified as "White" or "other." If you absolutely cannot determine race by observation, you may have to skip this series. [Negroes/Blacks] Use either term depending upon customary usage in your region of the country.

1972-75

None.

1982

RACDIN [THE OPPOSITE RACE . . . WHITE/(NEGRO/BLACK)] Note!

1994, 1998+

RACPUSH, RACSEG

In this series of Qs, use the term either "black" or "African-American" depending on the customary usage in your area.

1996, 2004+

RACOPEN, RACLIVE

In this series of Qs, use the term either "black" or African-American" depending on the customary usage in your area. (In 1998-2000: RACLIVE).

1978, 80, 83, 84, 86-91, 93-94

None.

1976

[Neither/Don't know] Do not read, but code if volunteered.

1975

[Neither, don't know] Do not read to R.

1973

None.

1996, 98

RACLIVE [neighborhood] Do not define. See Spex for RACFEW, RACHAF, RACMOST.

1977+

RACCLOS, RACDIS, RACINTEG

(Cont.) [Neighborhood. . . close (96: close omitted)] Do not define.
[miles] use in rural areas.

1976

Do not define "neighborhood" or "close." Use "miles" in rural areas.

1974-75

R's definition of neighborhood. [or miles] In rural areas, read this phrase also.

1972-73

[In this neighborhood] R's definition of neighborhood.
[close] R's definition of close. Use [miles] for rural areas; for urban use "houses away."

1972

RACOBJCT Code "1" if the answer is "yes" with a volunteered comment that indicates R would like it, be favorable towards it. Code "2" if the answer is "yes" with either no comment or a comment that indicates that R would not like it, be unfavorable toward it. Do not probe for comments, but record verbatim any that R volunteers.

1996, 2006

RACHOME If respondent is Black, ask questions in terms of "White." If respondent is not Black (this includes Whites and all races that are not Black) then ask questions in terms of "Black/African-African."

1973, 74, 77, 80, 82, 84, 85, 87-91, 93-94

None.

1976

Note that RACDIN is hypothetical, whereas RACHOME asks what has occurred.

1980, 82, 84, 85

RACSCHOL In this series of questions, use the terms either "Negro" or "Black" depending on customary usage in your area.

1996

RACFEW If respondent is Black, ask questions in terms of "White." If respondent is not Black (this includes Whites and all races that are not Black) then ask questions in terms of "Black/African-African."

1994, 96

RACFEW, RACHAF, RACMOST

In this series of Qs, use the term either "black" or "African-American" depending on the customary usage in your area.

1983, 85, 86, 88-91, 93

None.

1982

[THE OPPOSITE RACE . . . WHITE/(NEGROES/BLACKS)] Note!

1978

In this series of questions, use the terms either "Negro" or "Black" depending on customary usage in your area.

1977

See RACMAR10.

1976

RACFEW, RACHAF, RACMOST is asked of everyone.

1972

None.

1994, 96

BUSING In this series of Qs, use the term either "black" or "African-American" depending on the customary usage in your area.

1977

See RACMAR, RACMAR10.

1975

[Negro/Black] Read Negro or black—whichever term you think R would be most comfortable with.

1974, 1976, 1978

None.

1972

[Ask Everyone] regardless of race.

1982

BUSING [(NEGRO/BLACK)] In this series of questions use the terms either "Negro" or "Black," depending on customary usage in your area
[ten years ago, that is in 1972] NOTE!

1977-78, 82, 83, 85, 86, 88-91, 93-96, 2008-10

RACPRES None.

1975

RACMAR, RACMAR10, RACDIN, RACPUSH, RACSEG, RACOPEN, RACILVE, RACCLOS, RACDIS, RACINTEG, RACOBJCT, RACHOME, RACSCHOL, RACFEW, RACHAF, RACMOST, BUSING, BUSING10, RACPRES, RACJOB are asked of non-blacks only. If R is black, skip to KIDMOST.

See definition of Race in appendix to question-by-question spex (OCC).

If you are not sure of R's race, you cannot ask at this point. Use your best judgment of R's race in deciding whether to ask or skip this series.

1974

[Negro/Black] In this and future questions, choose the word you think the R would be most comfortable with.

1972

None.

1972

RACJOB See RACE for interviewer instructions on race. If you are in doubt as to R's race, you cannot ask at this point. Either ask or skip this series using your best judgment.

Note instructions: RACMAR, RACMAR10, RACDIN, RACPUSH, RACSEG, RACOPEN, RACLIVE, RACCLOS, RACDIS, RACINTEG, RACOBJCT, RACHOME, RACSCHOL, RACFEW, RACHAF, RACMOST, BUSING, RACJOB are not asked of black Rs because they are trend questions, which have been asked in many previous sur-

veys of whites only. These questions could be meaningless or insulting to black Rs.

1982

COLOR If not sure, code best guess.

1982

RACMIX [Close] Do not define.
[1] If R says "I have no friends," code "none."

1982

RACNOBUY [ever] Note 1.

1982

RACOCC [Don't Know] Do not read to R.

1982

RACOPNOW [the last five years] Stress.

1982

RACOPWIL [In the next five years] Stress.

1978

ALIENAT1-6
[Do you tend to feel or not...] Repeat as needed.

1976+

HAPPY Probe: "In general . . ."

1972, 75

None.

1973-74

Probe: "In general, how happy are you these days. . ." and repeat the categories.

1977+

HAPMAR Probe: "In general. . ."

1973-76

None.

1994+

HEALTH Probe: "In general..."

1982

[in general] NOTE!

1976, 78, 80, 83, 84, 1986+

HELPFUL Probe once before accepting "Depends."

1975

[Depends] Probe once before accepting a "depends" response.

1973

None.

1972

Probe "In general. . ." Probe once before accepting "depends" response.

1972, 73, 75, 1978+

FAIR None.

1976

Ask everyone, regardless of race.

1976-78, 80, 82, 83, 84, 86-91, 93-94

SATCITY, SATHOBBY, SATFAM, SATFRND, SATHEALT

Repeat Qs as necessary.

1975

None.

1973-74

Repeat question as necessary. "How much satisfaction do you get from . . .?"

1977, 78, 80, 1982+CONFINAN, CONBUS, CONCLERG, CONEDUC, CONFED, CONLABOR, CONPRESS, CONMEDIC, CONTV, CONJUDGE,
CONSCI, CONLEGIS, CONARMY

Do not define these items.

1976, 80

Repeat categories as needed. Do not attempt to define terms.

1973-75

None.

1984

CONFINAY, CONBUSY, CONCLERY, CONEDUCY, CONFEDY, CONLABOY, CONPRESY, CONMEDIY, CONTVY,
 CONJUDGY, CONSCIY, CONLEGIY, CONARMYY
 Do not define these items.

1978, 80, 83, 84, 86

MANNERS, SUCCESS, HONEST, CLEAN, JUDGMENT, CONTROL, ROLE, AMICABLE, OBEYS, RESPONSI, CONSIDER,
 INTEREST, STUDIOUS
 Circle only three codes for part A. For part B, circle only one of the three. Repeat for parts C and D.

1976

After R has answered A and C, read back the three items chosen so that in B and D the choice is one of the three
 chosen in answer to A and C. B and D cannot contain a totally new category.

1975

Note that the answer to B must be one of the qualities named in A. Also, the answer to D must be one of the three
 qualities named in C.

1973

None.

1980

MANNERSY, SUCCESSY, HONESTY, CLEANY, JUDGMENY, CONTROLY, ROLEY, AMICABLY, OBEYSY, RESPONSY,
 CONSIDEY, INTERESY, STUDIOUY
 (See MANNERS, SUCCESS, HONEST, CLEAN, JUDGMENT, CONTROL, ROLE, AMICABLE, OBEYS,
 RESPONSI, CONSIDER, INTEREST, STUDIOUS for instructions.)

1980

YOUNGEN Make sure R understands the difference between the alternatives as "parents teaching children to think for the
 alternatives as and "parents teaching children to do what the parents think is right." R may want to say "both" to this
 question, but try to force a choice. If R says it depends upon the age, the earliest type of training is what we want.

1978, 82, 83, 85, 86, 1988+

SOCREL, SOCOMMUN, SOCFREND, SOCBAR, SOCPARS, SOCSIBS
 [relatives; parents; brother or sister] This refers only to relatives living outside R's household.

1977

[relatives] relative who lives outside R's household.

1975

That is relatives who live outside R's household.

1974

[RELATIVES] That is, relatives who live outside R's household.

1994

WEEKSWRK, PARTFULL

Include unpaid work in family business or on a farm. Exclude volunteer work and keeping house. Usually a full-time work week is considered 35 hours or more.1977-78, 80, 83, 84, 86-91, 93-94DRINK If R is a total abstainer, do not ask A.1978, 80, 83, 84, 86-91, 93-94

EVSMOKE If R asks, whatever R thinks is "regularly."

1977, 82, 84, 85, 87, 88-91, 93-94

ANOMIA1-6 [(situation/condition)] Use these words only if R does not understand the word "Lot."

1973, 74, 76, 80

None.

1996

JOBFIND None.

1977, 78, 82, 83, 85, 86, 88-91, 93-94

[If R has a job. . . Ask] NOTE!

1982+

SATJOB [work you do] Refers to satisfaction with job itself, not how R performs job. NOTE: Persons coded "keeping house" are also asked this question.

1978, 80

Refers to job itself, not how R performs job.

1977

Refers to job, not how R performs job.

1976

This question refers to satisfaction with job itself—not R's feelings about how well or poorly he does the job. If "keeping house," question refers to satisfaction with that work.

1975

Omits 2nd sentence.

1972, 74

None.

1973

NOTE: persons coded as keeping house are asked this question.

1976-77, 80, 82, 84, 85, 1987+

RICHWORK None.

1973-74

If R would continue to work, but probably not at present job, code as continue to work. If R asks if "work" includes working at a hobby or at volunteer work, explain that "work" here means work for pay.

1977, 80, 82, 83, 85, 86, 88-91, 93-94

JOBINC, JOBSEC, JOBHOUR, JOBPROMO, JOBMEANS

Code one in EACH column.

1973, 74, 76

None.

1977, 78, 80, 82-86, 1988+

CLASS, CLASSY

None.

1976

Probe if necessary: "Which comes closest to describing your class?"

1972-75

Probe if necessary: "Which class are you in . . . Which comes closest to describing your class?"

1987

RANK None.

1983

Do not tell R what scale measures. Say "Whatever is 'top' or 'bottom' in your opinion."

1996+

FINALTER None.

1982-91, 93-94

If R says "DK" or if R cannot choose one code ("it goes up and down"), probe: "In general . . ." and repeat Q.

1977, 78, 80

If response is "up and down," "DK," or anything other than those listed, Probe "In general. . ." (Repeat Q.)

1976

If response is "up and down," Probe: "In general. . . (repeat question)."

1975

If response is "up and down," probe: "In general would you say it has been getting better. . ."

1972-74

None.

1978+

FINRELA [family] Family (82: "family" omitted) refers only to immediate family (1982, 83:living) in the household—not family living elsewhere. In a single person household, this Q. refers to that person only.

1982

INCNEED [very smallest amount of income per month] stress.

1986

MINIC [Money] If R asks, this refers to pretax or gross income.

1976-77, 80, 82, 84, 85, 1987+

WKSUB Consider SKIP instruction (1982, 84: Replace first three words with "read") carefully to determine whether Qs 191 and 192 are asked of R, R's spouse, or whether Qs should be skipped.

[Do you] If respondent is currently working, ask WKSUB and WKSUP of R, regardless of marital status.

[supervisor] also means "person in charge," "person you report to."

[that person] means R's supervisor.

1972-74

Read phrases in parentheses only if asking about spouse.

Supervisor on your job may be explained as boss, person in charge or person you report to.

[that person] R's supervisor—does R have someone R reports to?

1977, 80, 82, 84, 85, 1987+

WKSUB, WKSUBS, WKSUP, WKSUPS

WKSUB, WKSUBS, WKSUP, and WKSUPS are designed to locate [96: identify position of] R (or spouse if R is not working) in a work hierarchy or chain of command.

1976

None.

1972-74

Read phrases in parentheses only if asking about spouse.

1978, 80, 83, 84, 1994+

UNEMP [ten years. . . And] Please note: Read as written. Stress!

1976

Make sure R hears entire question.

1975

Be sure R hears whole question before you accept his answer.

1973-74

None.

1986

GETAID If R asks, this Q. refers only to the programs listed. General assistance may be known by another name in some states (e.g. public aid). If uncertain, record verbatim.

1978, 80, 1983+

UNION None.

1976

Note: If both belong, code "3."

1975

[or your (Spouse)] Read this phrase if R is currently married. Read husband or wife, as appropriate.

1973

Read the phrase (or your spouse) if R is currently married. Read husband or wife, as appropriate.

1977, 80, 82, 84, 85, 1987+

GETAHEAD None.

1976

[Hard work, luck equally important] NOTE! This is a volunteered category. If R says "the second statement," code "3."

1973-74

None.

1973, 76, 77, 78, 80, 82-85, 1987+

ABDEFECT, ABNOMORE, ABHLTH, ABPOOR, ABRAPE, ABSINGLE, ABANY
None.

1974-75

Repeat question as necessary.

1972

Repeat question when necessary.

1982

ABPRO1-3, ABCON1-3

[As far as you've heard] NOTE!
[REASONS] e.g. what else?

1982, 84

ABIMP, ABINFO

[Don't Know] Do not read-code only, if volunteered.

1982, 84

ABFIRM

[Don't Know] Do not read to R.

1982, 83, 85, 86, 1988+

CHLDIDEL If R says "Depends," probe: "For most people..." [As many as you want, Don't Know] probe once before accepting these answers.

1977-78

Probe, if necessary, "for most people. . ." [As many as you want. . . Don't Know] Probe once before accepting these answers (this answer).

1976

If R says "lots" or "dozens," probe: "Well, about how many would you say?"

1972, 74, 75

Probe if necessary: "For most people. . ." Use the code [seven or more] only if a number is given (seven or larger number) not for vague responses like "dozens" or "lots." Probe such vague responses: "Well, about how many would you say?"

Probe once before accepting the response [as many as you want].

1978, 82, 83, 85, 86, 88-91, 93-94

CHLDMORE If R has no children, ask: "Do you expect to have any children?"

If R is currently pregnant, code "yes" without asking and ask A & B:

A. "How many more children do you expect to have?"

B. "How many more in the next five years?" (B omitted since 1982).

Include MALE Rs.

If R is elderly and comments that the question is inappropriate, just explain that you are instructed to ask the question of everyone.

1977

If R has no children, ask: "Do you expect to have any children?"

If R is currently pregnant, code "yes" without asking, and ASK A and B, "How many more children do you expect to have?" and "How many more in the next five years?"

1972, 74, 75, 76

You may not want to ask this [question] of a 70 year old widow, but do ask of everyone who could possibly have children in the future—regardless of sex or marital status.

If your R is an obviously pregnant [woman], [you may] code yes without asking; [then] ask A and B.

Use the word [more] if R has ever had children.

1974, 75, 77, 82, 83, 94

PILL, TEENPILL, PILLOK

Stress "information" so R does not think we are referring to supplying birth control devices.

1986

SPDUE [entitled] If R. asks, this means legally entitled.

1978, 80, 83, 84, 86-91, 93-94

PORNINF, PORNMORL, PORNRAPE, PORNOUT

None.

1976

[books, movies, magazines, and photographs that show or describe sex activities] Definition of pornography which may be repeated to R.

1975

If R asks, this [sexual materials] refers to pornography as defined in the beginning of JOBLOSE.

1973

Repeat question as necessary—"do you think. ...?"

1978, 80, 83, 84, 1986+

PORNLOW [READ FIRST THREE CATEGORIES [(a)-(c)] ONLY. CIRCLE ONLY ONE CODE.] NOTE!
[1996: CIRCLE ONE CODE ONLY]

Code "Don't know" only if R volunteers this answer.

1975-76

None.

1973

By pornography we mean—"books, movies, magazines, and photographs that show or describe sex activities." You may repeat this definition to R if it seems appropriate.

1978, 80, 83, 84, 1986+

XMOVIE Do not define.

1976

None.

1973, 75

If R doesn't know what an X-rated film is, code [as] "Don't know."

1977-78, 82, 83, 85, 86, 1988+

LETDIE1-2 [A disease that cannot be cured] If R asks, this refers to a disease considered terminal.

1980, 83, 84, 86-91, 93-94

HIT [Both] If Both, code 3.

1978

None.

1976

[How many times] means "How many times all together. . ."

1973, 75

This is meant to cover any circumstances, including in a fight.

1978, 80

GUN, GUNAGE, GUNNUM
None.

1976, 83, 84, 86, 87-91, 93-94

Includes Armed Forces incidents.

1975

If R asks, this does include armed forces related incidents.

1973, 94

GUNNUM [How many times would you guess this has happened to you] altogether?

1978, 80, 83, 84, 86-91, 93-94

HITOK [Would you approve if the stranger] Repeat as necessary.

1976

Ask HITMARCH, HITDRUNK, HITCHILD, HITBEATR even if "No." Read each statement and code one for each.

1975

None.

1973

Read each statement and code one for each.

1978, 80, 83, 84, 1986+

POLHITOK [Would you approve if the citizen]. . . Repeat as necessary.

[citizen] "citizen" means any male adult.

1976

See HITOK.

1975

None.

1973

Read each statement and code one for each.

1996+

FEAR, FEARHOME

None

1982, 83, 85, 86, 88-91, 93-94

[area right around here. . . at home] NOTE!

1982, 84, 85, 87, 88-91, 93-94

BURGLR [(apartment/home)] Read appropriate word. Includes garage or other buildings on property that R owns. Also code "yes" if R volunteers that a place of business R owns was broken into.

1977, 1980

Omits last sentence.

1976

[apartment/home] Read appropriate word. Includes garage, other buildings or property or place of business that R owns.

1973-74

(apartment/home) read appropriate word. If R volunteers that his garage or other buildings on his property was broken into that should be counted as "yes." Also code "yes" if R volunteers that a place of business that he owns was broken into.

1982, 84, 85, 1987+

OWNGUN [guns . . . revolvers] They do not have to belong to R.

1976-77, 80

None.

1973-74

If R lives in a house (rather than an apartment or a trailer), read "or garage."
They do not have to belong to the R.

1977-78, 82, 83, 1985+

NEWS Probe "Usually, that is, most of the time. . ."

1975

[Usually] that means most of the time.

1972

Probe: "Usually most of the time."

1977-78, 80, 82, 83, 85, 86, 1988+

TVHOURS Probe "On the average how many hours. . ."
[# HOURS:] 03 (i.e.)

1975

Probe: On the average, how many hours. Record verbatim.

1972-75, 77, 78, 80, 1982+

PHONE None.

1976

If Area Probability Sample, no need to ask name and phone number, just copy from HEF.

1982

ERA, ERATELL
[GO TO ERAWHY1-3] NOTE!

1982

ERAWHY1-3 [favor/oppose] See ERA or ERATELL. Read appropriate term.
 [PROBE. . .] Be sure to probe fully.
 [Additional Reasons] Probe: What other reasons? Refer to instructions in interview manual for asking open ended questions.
 [IF "No opinion . . ."] This is asked of everyone who answered "no opinion" (Code 8) to ERA or ERATELL.

1982

ERAINFO [Don't Know] Do not read code. Only if volunteered.
 [your opinion on] Read this if 253B or 253C coded 1-4.
 [the way you feel about] Read this if 253B or 253C coded "no opinion" code 8.

1977

RACMAREL [(Negro/Black)/White] Use term for opposite race, example: If R is black, read "white."

1977, 94

RACAVOID If R says "it depends," probe: "In general, do you think you probably would or probably would not?"

1977, 94

RACDIF1-4 [differences] Note that this question asks about reasons for differences in jobs, etc.

1978

SALFERGT, SALLABOR, SALSATFN, SALABORT, SALSCI
 Code one for each.

1978, 80, 83, 84, 94

DIVORCE5 [Feb/March] Read: (Month in which interview is taking place.)

[also] If "yes" to B[1], use "Also" in asking B[2].

1980

DIVREL1, DIVREL4
 [any of these people divorced] That is, obtain a divorce or separation as in DIVORCE5.

1978, 94

UNEMP5 [CODE ALL THAT APPLY] NOTE!

1980, 83, 84

UNREL1, UNREL4
 [and] Again, stress!

[FOR EACH PERSON NAMED IN A:] Ask for all persons coded in A[1].
If more than one brother, child, etc. was unemployed and at least one was a main wage earner, code "Yes."

1978

Omits last line.

1978, 80, 83, 84, 86-91, 93-94

HOSDIS5 If R asks, it means only if R was admitted to hospital.
[during the years 1973/75] includes the year 1973/75.

1978, 80, 83, 84

HOSREL4 [CODE ALL THAT APPLY] NOTE!

1978, 80, 83, 84, 86-91, 93-94

DEATH5, DEATH16

[CODE ALL THAT APPLY] NOTE! (1994: [CODE ALL THAT APPLY] NOTE! [Father] Stepfather can be considered as a father if mother remarried when R was young. Stepfather is considered as a stepfather non-blood relative when mother remarried at later age.)

[ASK ONLY IF R IS 21 OR MORE. IF R UNDER 21 YEARS OLD, OR IN DOUBT, GO TO NEXT Q.] NOTE!

1982

IMPFAM, IMPWORK, IMPRELAX, IMPFRIEND, IMPKIN, IMCHUH, IMPPOL
[SHUFFLE] Mix them up each time you start a new interview.

[these aspects of life] Refers to items on card.

[unimportant to you, very important] Read slowly.

Enter # for each item IMPFAM, IMPWORK, IMPRELAX, IMPFRIEND, IMPKIN, IMCHUH, IMPPOL.

Be careful to enter number at appropriate item.

1982

PRIVACY [personal privacy] Do not define, if R asks, say "Whatever it means to you."

1982

POLLGOOD [Depends] Record verbatim.

1982, 84

FESERVE, MESERVE, TAXSERVE

[A., B.] Always ask both!

Read Q. slowly repeating as necessary to be sure R understands.

[If strongly favor or probably favor A or B] If R favors either men or women. Skip C only if R opposes both men and women.

1982, 83, 84

MILQUAL, MILPAY, FENUMOK, HINUMOK, BLNUMOK

If R says s/he DK the facts, probe for her/his impression, or opinions based on whatever s/he may have heard or read.

[Hispanics] If R not familiar with the term, explain: "People of Spanish-speaking ancestry, such as Mexicans, Cubans, or Puerto Ricans."

1982, 84

MILVOLOK Probe for an overall opinion: "In general, . . . "

1982

FIGHTAIR, MECHANIC, NURSE, TYPIST, BRASS, FIGHTLND, TRANSAIR, GUNNER, FIGHTSEA

Code a single response for each item.

[Pentagon] If necessary, explain: "This is the headquarters of the Department of Defense in Washington."

[E.] Regardless of location. If R says, "It's alright for a base in the U.S., but not overseas," code, "should."

1982

FEFIGHT, FEDIRTY, FEBRASS

These are factual Q's. (not opinion like MILQUAL, MILPAY). If R answers, "Don't Know," code DK without probing.

1982

FEHLP MIL If "DK," probe.

1982-84

DRAFT

[Ask A, Ask B, Ask C] follow carefully.

[should, should not, Don't Know] then go to DRAFTCOL

[Ask C] Note!

[Volunteers, Don't Know] Go to DRAFTCOL

[Should, Should not, Don't Know] Go to DRAFTCOL.

1982

DRAFTCOL, DRAFTMAR, DRAFTPAR, DRAFTGAY, DRAFTCO, DRAFTDEF

Circle one code for each item. The question refers to across-the-board exemption for each group named. If R thinks some college students or married persons, etc., should be exempted and others not, circle code "2" (not exempt).

Code 1 only if R thinks all members of the group should be exempted from a draft.

1984

VETFAM, VETFAMNW

VETFAM refers to R's spouse (or former spouse), parents, children, brothers, and sisters, whether or not they are now living with R and even if they are deceased.

1984

VETFAM, VETFAMNW, VETAID

Note the distinction in the persons inquired about in these two questions.

1984

COPUNISH, COJAIL

This question refers to refusal to register for any reason and asks whether young men should be punished in any way.1984

COJAIL

In COJAIL, the length of sentence is irrelevant. If R approves of jail for any length of time, circle code 1.1984

MILOKME

This is an "all things considered" type of question, "for most young men" probe as necessary for overall opinion.

1984

NUKEWAR, LANDWAR, MORENUKE, LESSNUKE, NONUKE, GUERILLA

Read the introduction to this question carefully and take the time to be sure the respondent understands the nature of the task.

1984

DEFWRKEV

[A major part] Do not try to define "a major part." We want the respondent's own impression.1984

RESDEFWK

If your PSU is an SMSA, ask this question in terms of the metropolitan area ("The Chicago, Houston, Atlanta, Baltimore...metropolitan area"), whether you are interviewing in the central city or in the suburbs. If your PSU is not an SMSA, use the name of the county.

1984

OBVOTE, OBVOL, OBJURY, OB911, OBENG, OBKNOW, OBMEPAX, OBMEWAR, OBFEPAX, OBFEGAR

In OBMEPAX "Peacetime" refers to the absence of actual war with an enemy nation. The present situation is considered peacetime, despite limited military actions such as those that have occurred in Lebanon and Grenada.

1983, 84, 1994+

HELPPPOOR

As you read this question point to the appropriate numbers on the card.

[For HELPPPOOR, HELPNOT, HELPSICK, HELPBLK ...] - Note!

1975

[For HELPPPOOR through ...] Was instruction not spex in 1975.

1983, 84, 1994+

HELPNOT

Same spex as HELPPPOOR.

1983, 84, 1994+

HELPSICK Same spex as HELPPPOOR.

1983, 84, 1994+

HELPBLK Same spex as HELPPPOOR.

1985, 87

NUMGIVEN After CLOSE12-CLOSE15, CLOSE23-25, CLOSE24-25, CLOSE45, please allow R to pause, collect thoughts, and report. Probe after first reports. We want people with whom R discusses important personal matters. Do not try to define or give examples. If R reports two people with the same first name, ask for last initial of each.

1985, 87

NUMGIVEN Code the total number reported [7]. Example: In response to NUMGIVEN, R says "My mom and dad; my brothers Mutt and Jeff; my friend Dave; another friend Mark; and my girlfriend Pam."

1985, 87

EQCLOSE, RCLOSE1-5
Note skip.

1985

CLOSE12-15, CLOSE23-25, CLOSE24-25, CLOSE45

CLOSE12-15, CLOSE23-25, CLOSE24-25, CLOSE45 is modeled after a mileage chart. If you wanted to find the distance between Chicago and Boston on a mileage chart you would look along the vertical axis for Chicago, along the horizontal axis for Boston and find the intersection. See Figure 1. Voila! You found it. It's 1004 miles from Chicago to Boston.

FIGURE 1

[SHOWS MILEAGE GRID]

We realize that the grid in CLOSE12-15, CLOSE23-25, CLOSE24-25, CLOSE45 is new. Imagine a respondent names 4 people in Question 313: Bob, John T., John R., and Mary. We want to ask CLOSE12-15, CLOSE23-25, CLOSE24-25, CLOSE45 for each possible pair of these 4 people. First we pair each with Bob. The pairs are: Bob and John T., Bob and John R., and Bob and Mary. Then we pair everyone except Bob with John T. The pairs are: John T. and John R., and John T. and Mary. The only pair left is John R. and Mary. See Figure 2.

PERSON	NAME 1 BOB	NAME 2 JOHN T.	NAME 3 JOHN R.	NAME 4 MARY	NAME 5
NAME 2 JOHN T.	A. Yes...1 No....2				
NAME 3 JOHN R.	B. Yes...1 No....2	A. Yes...1 No....2			
NAME 4 MARY	A. Yes...1 No....2	B. Yes...1 No....2	A. Yes...1 No....2		
NAME 5	B. Yes...1 No....2	A. Yes...1 No....2	B. Yes...1 No....2	A. Yes...1 No....2	
		B. Yes...1 No....2	A. Yes...1 No....2	B. Yes...1 No....2	

Write names 1-5 across and 2-5 down. If less than 5 names cross out unused rows. After you write names in the grid, return to page 273 and ask EQCLOSE and RCLOSE1-5.

1985

SEX1-5, RACE1-5, SPOUSE1-5, PARENT1-5, SIBLING1-5, CHILD1-5, OTHFAM1-5, MEMGRP1-5, NEIGHBR1-5, FRIEND1-5, ADVISOR1-5, OTHER1-5, TALKTO1-5, KNOWN1-5, EDUC1-5, AGE1-5, RELIG1-5

Use abbreviated form of these questions after you ask them for the 1st person. Repeat categories only as needed. It is not necessary to read everything over and over.

1985

SEX1-5 Ask SEX1-5 for each person before going onto RACE1-5. Continue this pattern through RELIG1-5.

1985

RACE1-5 Repeat for each friend listed (up to five times).

1985

SPOUSE1-5 If R says "Don't know" for a particular category, write DK here, on dotted line, next to appropriate category and record verbatim.

1985

TALKTO1-5 [talk] "talk" includes phone conversation.

1985

EDUC1-5 [highest level of education] highest level completed.

1985AGE1-5 Code middle range given. Example: "He's in his mid-fifties." Code 55.1977-78, 80, 83, 84, 86-91, 93-94

MEMFRAT, MEMSERV, MEMVET, MEMPOLIT, MEMUNION, MEMSPORT, MEMYOUTH, MEMSCHL, MEMHOBBY, MEMGREEK, MEMNAT, MEMFARM, MEMLIT, MEMPROF, MEMCHURH, MEMOTHER, MEMNUM
 If R asks, "organizations" refers to groups that have characteristics such as newsletters, dues, meetings, etc.
 Suggested probe: "Are there any other kinds of groups or organizations you belong to that we may not have covered?"

1975

Omits last two lines.

1974

None.

1987

MEMFRAT, MEMSERV, MEMVET

In "A" code "yes" or "no" for each kind of group listed, do not code only the groups to which R belongs. Complete MEMFRAT before asking MEMSERV and MEMVET. Ask B and C for each "yes" in MEMFRAT. Code "yes" or "no" for each group to which R replied "yes" in MEMFRAT. You need not code further any for which you coded "no" in A.

1987

CHURHGRP [the church (synagogue) itself] That is, just a member of the congregation, attending regular worship services and not a member of a separate groups such as adult fellowship, Bible study, committees, etc.

1987

SWAYVOTE [candidates? Do] Don't Pause.

1987

LOCLOBBY, LOCSELF

In this question we are referring to members of the local government or person(s) of influence in the community where R lives.

1987

OTHLOBBY In LOCLOBBY, the reference is to the local government and in this question we are referring to officials outside the local government.

1987

GOVERNOR, USREP, SCHLHEAD

Some Rs may be frustrated by not knowing the answers to Qs. 347-349. Let them know that their responses are important regardless of whether or not they are right.

"Don't Know" refers to the R not knowing the correct answer. You, as interviewer, are expected to research these Qs. if you do not know the correct names.

1987

GOVERNOR What is the name of the governor of the state in which you are interviewing?

1987

USREP What is the name of the Congressman of the district in which you are interviewing?

1987

SCHLHEAD The correct answer to either the head of the local school board or the name of the superintendent of schools. It may be that there is more than one school system in the locality. Elementary Schools may be separate school system and the local high school a separate system. If this is the situation the locality where you will be interviewing obtain the names of the head of both systems. The answer of either would be considered "correct."

1990, 94

WLTHWHTS, WLTHJEWS, WLTHBLKS, WLTHASNS, WLTHHSPS, WLTHSO, WORKWHTS, WORKJEWS, WORKBLKS, WORKASNS, WORKHSPS, WORKSO, VIOLWHTS, VIOLJEWS, VIOLBLKS, VIOLASNS, VIOLHSPS, VIOLSO, INTLWHTS, INTLJEWS, INTLBLKS, INTLASNS, INTLHSPS, FAREWHTS, FAREJEWS, FAREBLKS, FAREHSPS, FARESO, PATRWHTS, PATRJEWS, PATRBLKS, PATRASNS, PATRHSPS, PATRSO

If R objects that these questions are prejudiced or that they promote stereotypes, or if R otherwise questions their purpose, explain, "People have differing images of groups. These questions ask about how people perceive various groups in America."

If R objects further that the questions are prejudiced, you may add, "The questions can be answered in any way you wish. You can rate groups towards one end or the other and you can rate groups the same or differently."

1996

DISCAFF, DISCWHY1-6

In this series of RACOPEN, RACLIVE, RACFEW, RACHAF, RACMOST questions, use the term either "black" or "African-American" depending on the customary usage in your area.

1991

WKRYEARS

Working for pay defined as R receiving cash wages, salary, commission, or tips for his/her time.

1991

NUMUNEMP, TOTUNEMP

"Looking for work" to be self-defined by the respondent. Generally, it can include any activity related to finding work or starting a business or profession.

1991

EMPYEARS, JOBYEARS

Be sure to probe for month and year.

1994

ALIKE1-8 The questions in this section have been taken from a standard ability test. Some of the respondents may be familiar with this test and may ask if you are administering an intelligence test. You should respond that we are not testing their IQ. That's not possible. IQ involves many different skills; it takes a long time to assess and can only be assessed by trained psychologists. Rather, we are interested in how people of different ages solve problems of abstract reasoning. These similarities questions tap such reasoning skills.

It is critical that you write everything the respondent says in response to every question. DO NOT leave out any words or phrases. If the respondent gives more than one answer per question, write in all answers given.

Also, it is imperative that you distinguish between "don't know" answers and refusals. For example, if a respondent says, "I don't really know," do not write as "refusal." Likewise, if someone says, "There are no similarities," you would record that response. In general, write down what the R says. Start with Item A. Say, "In what way are an ORANGE and a BANANA alike?"

If R replies that they are both fruit, say, "Good" and proceed to the next item. If R says something else, like "You eat them both," or "They both have skins," say "That's right, you eat them both. Also, they are fruit," or "That's right, they both have skins. Also, they are both fruit." Then go to the next item.

If R does not respond at all or says something that makes no sense, say, "They are both fruit, you eat them both," and go on to the next item. (Always record what the respondent says, even on this first item.)

DO NOT probe at all, unless the response is ambiguous or unclear. From the second item onward, DO NOT suggest any answer, and DO NOT probe at all, except to clarify a response that has already been offered. Probes should be indicated in the record, and responses written verbatim. Go on to the next item if there is a prolonged silence, even if R does not say, "I don't know."

If a respondent volunteers more than two answers to an item, record only the first two answers, then politely interrupt the respondent, and go on to the next item.

1994

FSTSPYR Questions 478-482, asking about the R's "First [spouse]," should be asked that way if R has been married more than once and in terms of "Former [spouse] if R has not been married more than once.

1994

FSTSPEDC, FSTSPDEG

Includes schooling the person may have received in night school or special classes toward a high school diploma. If foreign schooling, probe for closest equivalent to U.S. grades.

PROBE FOR BEST GUESS

Ask "B" regardless of answer to "A."

[College for Credit] toward an academic degree.

If impossible to determine whether person's schooling was "college for credit," record verbatim, including number of years, and do not code.

If not sure of how to code, record verbatim and do not code.

1994

FSTSPPED, FSTSPMED, SPAPAEDUC, SPMAEDUC
See spex for FSTSPEDC, FSTSPDEG.

1994

SPSIBS Do not include spouse.

1994

KDSEX1-9, KDYRBRN1-9, KDREL1-9, KIDALIVE1-9, KIDEDUC1-9, KIDPICKED, SBSEX1-9, SBYRBRN1-9, SBREL1-9,
SBALIVE1-9, SBPICKED, SBEDUC
Try to record the full, given name of each child.
Try to record the full, given name of each sibling.

1994

SBEDUC, SPDEG
See spex for FSTSPEDC, FSTSPDEG.

1998

INCTAX
If R says "I do not pay income tax," record verbatim and do not code.

1988-93

AIDSDKNOW
[AIDS] = Acquired Immune Deficiency Syndrome.

1991

GENESELF Say "you" for females; "your partner" for males. If reply is "I don't have a partner," say "answer as if this were a hypothetical question."

1991

GENEABRT Say "yourself want to" for females; "want your partner to" for males. If reply is "I don't have a partner," say "Answer as if this were a hypothetical question."

1991

HLTH1-14, WORK1-10, FINAN1-5, HRDSHP1-7, FAMPER1-6, LAW1-7, LIVE1-4, OTH1-5, EXTRA1-2
If Respondent refuses, hesitates, or otherwise seems to be reluctant to report the occurrence of particular events, try to reassure the Respondent that we know some events may be personal or sensitive. Tell the Respondent that in order to deal with social conditions and help families, we need to know what events and conditions are affecting their lives. If Respondent remains unwilling to answer, please note and do not push further.

Certain questions apply only to certain groups of Respondents such as:

- those who worked during the last year
- those with a husband/wife/partner during the last year
- those with a child alive during the last year

If you are certain from this question and what you've already learned about the Respondent that these questions don't apply, you can skip over them and enter "No" as the appropriate response. Don't skip over any question unless you are absolutely certain they don't apply.

Read phrases in parentheses as examples if R needs clarification.

1991

EXTRA1-2 Probe for mention of two other events not covered by HLTH1-14, WORK1-10, FINAN1-5, HRDSHP1-7, FAMPER1-6, LAW1-7, LIVE1-4.

1983+

ETHNIC, ETH1-3

1596 Enter code numbers above [1996: on the lines provided], not on code list.

[Enter code number in boxes], Example: For Africa, 01 [1996: For Ireland, 14.]

[Enter code 88 and ask A] Note!

If not sure which country to code, or if country mentioned is [1985, 86:(are)] not listed, enter code 29 [1994-2012: on the lines above and write name of country verbatim.] in box [1985, 86, 88-91, 93: box(es)] above and specify here.

1982

[NATIONAL CODES] Enter code(s) above in boxes, not here.

1978, 80

[ENTER CODE NUMBER] Example: For Africa, 01.

[ENTER CODE 88 AND ASK A.] Note.

[National Codes] Enter code(s) above, not here.

[Other (SPECIFY)] If not sure which country to code or if country mentioned is not listed, enter code 29 in box above and specify here. (1982 only)

1977

Omits last line.

1976

Alteration: 1st line "Ireland, 14."

1972-75

None.

1985-91, 93-94

SPETHNIC, SPETH1-3

See specs for ETHNIC, ETH1-3.

1972

WORKDY If not currently working, skip to instructions before FAREHSPS.

1972

WORKHR Probe for category that comes closest to R's hours. For example: From 10:30 A.M. to 6:30 P.M. should be coded 1".
If can't decide where hours fit, record verbatim and code "5."

1972

SPDAYS If spouse not working full-time, skip to instructions before RINCOM06.
See WORKHR for interviewer instructions.

1972

SPHOUR See WORKHR for interviewer instruction.

1986+

DWELLING None.

1982-85

Code one.

1985+

DWELOWN If R reports other arrangement, record verbatim and [1994-96: code as other.] do not code.

1982, 84, 1987+

WORDA-J, WORDSUM

If R [1984, 1994-98: is] not sure, probe for best guess.

1978

None.

1976

If R is having difficulty, reassure him/her that these are difficult words for most people, and ask him to guess if not sure.

1974

Note: Don't let R take lots of time on this question.

Emphasize that most people don't know many of the words and we want his best guess.

Read words to R, if you think R has difficulty reading. Note: We ask the R to tell you the number of the word. That is because he may not be sure how to pronounce the word and be embarrassed to say it to you.

If R refuses to guess, code 9. Note: Code numbers are to the left of categories in this question. Circle them as you would usually. In coding, be sure you know which word R is responding to. You may have to read the CAPITALIZED word aloud, to be sure you and the R are on the same line.

1987

WELFARE1-6

If R asks, welfare refers to need-based programs such as aid to families with dependent children (AFDC), food stamps, supplement security income, general assistance, public aid. It does not include unemployment compensation, social security, or medicare.

1996

OLD1-14, RELATE1-14, GENDER1-14, MAR1-14, AWAY1-14, WHERE1-14, RELATE1-14

Read the opening introduction as written.

Always wear your ID card.

Be sure to have a copy of the advance letter, GSS Brochure and NORC Brochure available to show to the informant. If they are enclosed in plastic covers, they stay cleaner and last longer.

If you determine that you are at the correct HU but the address is different in any way, except Zip Code, be sure to complete the Sample Report Form.

ALWAYS PRINT ALL NAMES. ENTER FIRST NAME FIRST.

Head of household for the GSS can be anyone that the informant names as the head of household.

After entering the head of household, list the other household members as they are named by the informant.

Visitors are defined as people who have stayed in the assigned HU for 4 or more of the previous nights. If they are only staying over for 1 or 2 nights do not list them.

Be sure you are recording the relationship to the head of household, not the informant or respondent.

If 2 people are the same age, probe for the month and enter according to age. In the case of twins, probe for which twin was born first.

1996+

COHORT None.

1983-91, 93-94

[month] Enter correct number.

[day] Be sure to "zero" fill.

1978, 80, 82

[month] Enter correct number here. (82 drops "here.")

1977

[month] Enter these [month codes] #'s here.

1976

None.

APPENDIX C:

GENERAL CODING INSTRUCTIONS

The coding specifications are the work rules for coding the information collected by the interviewers. Although many questions are coded independently, others link up with a network of questions—and the networks must be internally consistent. For example: If no father or father substitute is given for FAMILY16, all questions which refer to father or father substitute (e.g., father's occupation or education) must be coded as "BK" (blank). Other networks include questions relating to marital status and labor force status. The coder specifications instruct the coders to watch for interconnections both within questions and within networks of questions.

The internal consistency of these networks has been incorporated into the NORC cleaning specifications. These cleaning procedures are computer programs which test for the logical consistencies set up in the coding specifications. When inconsistencies are found, they are printed out as error statements and are then corrected. Coding and cleaning specifications are used jointly to help insure the integrity of the data.

Note that much of the following only applies to pre-CAPI surveys.

For detailed information on data cleaning at NORC, see the following:

Winona Adkins: EDIT—The NORC Cleaning Program: A program to develop a sequential file. Chicago, NORC, Revised April, 1975.

GENERAL CODING INSTRUCTIONS

- A. Coding must be done in red pencil.
- B. Never erase any interviewer-circled codes or comments. If the questionnaire must be corrected, draw a line through the code circled in error. Do not make it impossible to read what was done originally. Please note that green marks are field department corrections.
- C. Every column must have a code, and no column may contain more than one clearly circled code.
- D. For those questions noted FLAG: this instruction applies to questions where special coding problems have been anticipated. Coders will be provided with a supply of little clips (flags) to attach to the page where the problem occurs. Coders may also flag all other areas in the questionnaire where information is incomplete or unclear, and requires the supervisor's attention.
- E. For those questions noted LIST: record on an "OTHER" list form the questionnaire identification and all verbatim comments relating to the response to be listed. A separate list should be kept for each question. If, however, a question has more than one listed code, keep a separate list for each code. Record at the top of each form the study number, the question number, the column number, and the listed code. In most surveys, all "Other (SPECIFY)" codes are listed.
- F. The "no answer" (NA) and "refusal" code for this questionnaire is '9' in a one-column field, '99' in a two-column field, etc. NA is coded when the respondent does not give an answer, when the interviewer fails to ask a question or to record the answer, when the written information is contradictory or too vague to code, and when the coder needs to supply a code in order to resolve a tricky skip pattern. NA is allowed for every question except those specifically excepted in the codebook, such as race and sex.
- G. The "not applicable" (NAP) code is "R," which means "reject" or "blank" to our keypunchers. NAP is coded when a question was not supposed to have been asked (i.e., because of directions to skip it).
- H. If "don't know" (DK) is not a preprinted code, then DK is coded '8' in a one-column field, '98' in a two-column field, '998' in a three-column field, etc. If DK has been listed along with other responses in one question, edit out (or do not code) the DK response.
- I. A filter question is one that determines whether or not a series of other questions, dependent on the filter question, should be asked. On the basis of the response to the filter question, the interviewer is instructed either to ask the dependent questions or to skip them. Generally, the interviewer is instructed to skip the dependent questions if the answer to the filter question is "no" and to ask these questions if the answer is "yes". A dependent question can, itself, function as a separate filter question that governs a different skip pattern.

The interviewer's skip instructions have been restated in the codebook in terms of codes. Coders should code "not applicable" (NAP) for questions that were to have been skipped by the interviewer. Questions that are not to be coded NAP (not to have been skipped by the interviewer) must have either "answer" or "no answer" (NA) codes.

If the filter question is coded NA, all dependent questions must be coded NA, unless the dependent questions contain valuable data—in which case the supervisor should select what data are to be kept. If more than one response is given to the filter question, or if the filter question was left blank, the supervisor should examine the dependent questions to determine what should be coded for the filter question. If a code for the filter question still cannot be determined, code the filter question NA.

The object of editing filter questions is to make the data fit into the correct skip pattern. However, this is to be done in a logical fashion, i.e., never falsify or inflate the data just to make them fit. You may, in order to make the data match the skips, exchange "no answer" and "not applicable" codes with wild abandon. Be careful when you are eliminating real data. Make sure it is unnecessary or duplicated elsewhere or trivial or wrong. Settle your doubts about inconsistencies with the supervisor. When you are coding in real data, make sure you have grounds for your assumptions.

- J. For those questions noted precoded: The interviewer's definition of a precoded question is one in which the answer categories are read as part of the question. The interviewer is instructed to circle the corresponding response code. If more than one code has been circled, but the respondent's remarks have been written in, or if one code has been circled, but the interviewer's comments are inconsistent with the circled code, flag the question. If the response is uncodeable, code NA.
- K. For those questions noted field-coded: The interviewer is instructed to record the respondent's answer verbatim and then to circle or write in the appropriate code. If the response is in the same words as the code categories, the interviewer has the option of not recording verbatim, but simply circling the code number as in the handling of precoded questions. If no codes have been circled, code the verbatim response. When the verbatim response is inconsistent with the circled or written codes, code the verbatim response.
- L. For those questions noted zero-fill: Make certain that the numbers are readable, edit all answers so that the units digit is furthest to the right, and enter '0's to the left of the first significant digit until the entire field of columns is filled. If the answer is "none," code '0' in all columns. Rounding instructions are as follows:

Fractions – Code whole numbers only--drop any fractions.

Ranges – If a range is given (e.g., 8-10), code the mid-point. IF the mid-point of a range is between two consecutive numbers, code according to the rule for rounding fractions.

The highest codeable number in a one-column field is given in the codebook at each question. The highest codeable number in a two-digit column field is '96,' in a three-column field '996,' etc. List all answers that exceed the highest codeable number.

- M. For those questions noted code as many as apply: These are precoded, field-coded, or open-ended questions which have been designed to allow multiple responses by assigning each code a column. All responses not chosen must be coded NAP. If the entire question was left unanswered, code all columns NA.
- N. For those questions noted code up: If there are more responses than columns set aside, code the responses which are highest on the list of codes (lowest code numbers).
- O. For those questions noted flip a coin: If there is a consecutive multiple responses in the same category (e.g., 1 = agree strongly, 2 = agree slightly; but not 2 = agree slightly, 3 = disagree slightly), the coder will flip a coin to determine which answer is to be edited out.
- P. For those questions noted code up to number(s): These questions are field-coded or open-ended questions which have been designed to allow multiple responses. Code (or make sure the interviewer has coded) the first item mentioned by the respondent in the first column(s) set aside for the answer; code the second item mentioned in the second column, and so on. If there are fewer items mentioned than columns set aside, code the rest of the columns NAP. If there are more items than columns set aside, coders may be instructed in the codebook to list those items left uncoded.

APPENDIX D: RECODES

Recoding was done on questions when the original data format seemed inappropriate, awkward, or too liberal in its use of columns. Some questions which were originally designed as two column questions were recoded into one when the responses indicated that the second column was unnecessary. Other variables were recoded into their desired final format. Education, for example, required several questions to elicit adequate information for the final recoded two variable formats (years of schooling and degrees received).

The following section includes for each variable: the major reason for recoding; the method of recoding; and the question as it appeared on the questionnaire. This section includes all variables which are referred to by [RECODE] in the codebook. The question number, listed under each variable, indicates where the recoded question can be found in the codebook.

AGE RECODE

(AGE)

Intent of Recode

In an attempt to maximize the validity of the responses, the interviewer asked for the date of birth rather than the age of the respondent. This format, however, necessitated a recode into the more workable two-column code of exact age.

Method of Recode

The respondent's age was calculated by subtracting the year of birth from the survey year. The results of the subtraction were entered into AGE. Ages of 90 and over were recoded into 89.

Original Question

13. 1972-1975
In what year were you born?

1976-2014
What is your date of birth?

|_|_|_|_|_|_|_|_|
MONTH DAY YEAR

EDUCATION RECODE

(EDUC, PAEDUC, MAEDUC, SPEDUC, DEGREE, PADEG, MADEG, SPDEG)

Intent of Recode

The education data, as originally designed, were to consist of two independent variables. The first, a continuous variable, would represent the number of years in school, and the second, an ordinal variable, would indicate degrees actually received. Ease of handling and a desire to make use of continuous data where present motivated this two-variable design. Certain alterations to this design were made to facilitate the interviewing process. Recoding was then necessary to reconcile the data with the original design.

Method of Recode

For the continuous variable, the years of schooling is based on two questions. The first asked: "What is the highest grade in elementary school or high school that {response to dadfill} finished and got credit for?" The second asked "How many years did he complete?" for those who say "yes" to "Did he ever complete one or more years of college for credit—not including schooling such as business college, technical or vocational school?". These data were combined into one continuous scale. For the second variable (degrees received), the degree marked represents the highest degree actually achieved. The variables for degrees and years of schooling were independently collected and coded—one was not generated from the other.

Blanks in the original data, denoting "not applicable," have been recoded to '97' for the years of schooling variable and '7' for the degrees received variable. This was done for the convenience of persons who use computer programs which read blanks as zeros.

Original Question

While only the "Father's education" question is shown, Mother's, Spouse's, Respondent's, and Respondent's First Spouse's education was collected with the same question format.

What is the highest grade in elementary school or high school that your (father/FATHER SUBSTITUTE) finished and got credit for? CODE EXACT GRADE.

No formal school	00		
1st grade	01		
2nd grade	02		
3rd grade	03	GO TO NEXT QUESTION ----->	
4th grade	04		
5th grade	05	9th grade	09
6th grade	06	10th grade	10 ASK
7th grade	07	11th grade	11 A & B
8th grade	08	12th grade	12
		Don't know	98

IF FINISHED 9TH - 12TH GRADE, OR D.K.:

A. Did he ever get a high school diploma or a GED certificate?

Yes (ASK B)	1
No (ASK B)	2
Don't know (ASK B)	8

B. Did he ever complete one or more years of college for credit—not including schooling such as business college, technical or vocational school?

Yes . [ASK (1) & (2)]	1
No	2
Don't know	8

IF YES TO B:

(1) How many years did he complete?

1 year	13
2 years	14
3 years	15
4 years	16
5 years	17
6 years	18
7 years	19
8+ years	20
Don't know	98

(2) Does he have any college degrees?

Yes . . [ASK (3)]	1
No	2
Don't know	8

(3) IF YES TO (2): What degree or degrees? CODE HIGHEST DEGREE EARNED

Associate/Junior college	2
Bachelor's	3
Graduate	4
Don't know	8

STATE OF ORIGIN RECODE

(REG16)

Intent of Recode

Although the place of residence at age 16 was collected and coded for the state level, it was recoded for three reasons: (1) anonymity was seen as a potential problem in rural areas, where occupational and residential characteristics might make it possible to reconstruct the identity of a respondent; (2) comparability with the information on place of interview is made possible by the recode, since place of interview is coded by region only; and (3) recoding provides for the relative ease of handling one digit of information rather than two.

Method of Recode

Using the component parts drawn from the nine-part Bureau of the Census regional classification, states of origin were recoded into regions. The state components are listed at REG16. The only necessary modification was the addition of the number zero to represent the foreign born.

Original Question

2. In what state or foreign country were you living when you were 16 years old?

REFER TO STATE CODES BELOW AND
ENTER CODE NUMBER IN BOX . . . | |

STATE CODES		
Alabama.....63	Louisiana.....73	Oklahoma.....72
Alaska.....94	Maine.....11	Oregon.....92
Arizona.....87	Maryland.....52	Pennsylvania.....23
Arkansas.....71	Massachusetts.....14	Rhode Island.....16
California.....93	Michigan.....34	South Carolina...57
Colorado.....86	Minnesota.....41	South Dakota....45
Connecticut.....15	Mississippi.....64	Tennessee.....62
Delaware.....51	Missouri.....43	Texas.....74
Washington, D.C....55	Montana.....81	Utah.....85
Florida.....59	Nebraska.....46	Vermont.....12
Georgia.....58	Nevada.....84	Virginia.....54
Hawaii.....95	New Hampshire.....13	Washington.....91
Idaho.....82	New Jersey.....22	West Virginia....53
Illinois.....32	New Mexico.....88	Wisconsin.....31
Indiana.....33	New York.....21	Wyoming.....83
Iowa.....42	North Carolina.....56	
Kansas.....47	North Dakota.....44	Foreign country... _____ 01
Kentucky.....61	Ohio.....35	

GEOGRAPHIC MOBILITY RECODE

(MOBILE16)

Intent of Recode

This recode utilizes the information on state of residence at age 16, which was collected but not directly available for the reasons mentioned above. The recoded index provides a measure of geographic mobility which integrates the information on the city and state of interview with that of the city and state of residence at age 16.

Methods of Recode

If the state mentioned as residence at age 16 was the same as the state of interview, the interviewer was instructed to ask whether the city of early residence was also the same. If the respondent indicated that it was, these data were coded as 1. If the state of residence at age 16 was not the same as the state of interview, a code of 3 was used.

Original Question

IF STATE NAMED IS SAME STATE R. LIVES IN NOW, ASK A:

A. When you were 16 years old, were you living in this same (city/town/county)?

Yes 1
No 2

HOUSEHOLD COMPOSITION RECODE

(HOMPOP, BABIES, PRETEEN, TEENS, ADULTS)

1975

Intent of Recode

Half of the sample for the 1975 General Social Survey was a full probability sample, with predesignated respondents (See Appendix A: Sampling Design). For this portion of the sample, Household Enumeration Forms were completed for the chosen households prior to selection of the actual respondent. The questionnaires for the block quota half of the sample were therefore modified in order to obtain information comparable to that on the Household Enumeration Form. The data thus collected were recoded in order to conform in format to the household composition variables of previous General Social Surveys.

Method of Recode

The information collected about each household member was used to obtain the number of residents in each age group.

Original Question

A number of questions were asked about each household member. Those used in computing the variables on the General Social Survey are:

- 2) Please tell me the names of the people who usually live in this household?
- 3) Have we forgotten anyone: such as babies or small children; roomers; people who usually live here but are away temporarily—on business trips, vacations, temporarily in a hospital, and so on?
- 5) What is (PERSON)'s relationship to (HEAD OF HOUSEHOLD)?
- 7) How old was (HEAD/PERSON) on (his/her) last birthday?
- 9) Are any of the people we have listed staying somewhere else right now?

IF YES:

- 10) Who is staying somewhere else right now?
- 11) Where is (PERSON) living right now: is (PERSON) staying at another household; is (he/she) traveling; is (he/she) in some institution or dormitory—like at college, or in a hospital or somewhere; or what?

1977+

Household composition was determined as in 1975, but relationship to respondent was asked in questionnaire instead of being taken from the Household Enumeration Form.

Original Question

Now I would like you to think about the people who live in this household. Please include any persons who usually live here but are away temporarily—on business, on vacation, or in a general hospital—and include all babies and small children. Do not include college students who are living away at college, persons stationed away from here in the Armed Forces, or persons away in institutions.

Is everyone in the household related to you in some way?

YES 1
NO (ASK A) 2

A. IF NO: How many persons in the household are not related to you in any way?

SRC NEW BELT CODE

(SRCBELT)

Intent of Recode

The SRC belt code (a coding system originally devised to describe rings around a metropolitan area and to categorize places by size and type simultaneously) first appeared in an article written by Bernard Laserwitz (American Sociological Review, v. 25, no. 2, 1960), and has been used subsequently in several SRC surveys.

Its use was discontinued in 1971 because of difficulties particularly evident in the operationalization of "adjacent and outlying areas." For this study, however, we have revised the SRC belt code for users who might find such a variable useful. The new SRC belt code utilizes "name of place" information contained in the sampling units of the NORC Field Department.

Method of Recode

This recode assigns codes to the place of interview. City characteristics were determined by reference to the rank ordering of SMSAs in the Statistical Abstract of the United States, 1972, Table 20. Suburb characteristics were determined by reference to the urbanized map in the U.S. Bureau of the Census, 1970 Census of Population, Number of Inhabitants, Series PC (1) -A. The "other urban" codes were assigned on the basis of county characteristics found in Table 10 of the 1970 Census of Population, Number of Inhabitants. For cases from later frames analogous tables from subsequent Censuses were used.

PARTY AFFILIATION RECODE

(PARTYID)

Intent of Recode

The question was recoded so that it would match the Michigan Survey Research Center's presentation of the data.

Method of Recoding

The recode considers both the party affiliation and the subjective intensity of that party affiliation in the assignment of new codes.

Original Question

56. Generally speaking, do you usually think of yourself as a Republican, Democrat, Independent, or what?

- Republican (ASK A).....1
- Democrat (ASK A).....2
- Independent (ASK B).....3
- Other (SPECIFY AND ASK B).....4
- No Preference (ASK B).....8

A. IF REPUBLICAN OR DEMOCRAT: Would you call yourself a strong (Republican/Democrat) or not a very strong (Republican/Democrat)?

- Strong.....1
- Not very strong.....2

B. IF INDEPENDENT NO PREFERENCE, OR OTHER: Do you think of yourself as closer to the Republican or Democratic Party?

- Republican.....3
- Democratic.....4
- Neither.....8

QUALITIES FOR CHILDREN RECODE

(MANNERS, SUCCESS, HONEST, CLEAN, JUDGMENT, CONTROL, ROLE, AMICABLE, OBEYS, RESPONSIVE, CONSIDER, INTEREST, STUDIOUS)

Intent of Recode

The codes were assigned to the responses so that they formed an ordinal scale ranging from the "one most desirable" to the "one least desirable."

Method of Recode

Qualities not chosen as one of the three most desirable or the three least important were simply assigned the code (3).

Original Question

1. Which three qualities listed on this card would you say are the most desirable for a child to have? CIRCLE THREE CODES ONLY IN COLUMN A.
2. Which one of these three is the most desirable of all? READ THE THREE R. CHOSE. CODE ONE ONLY IN COLUMN B.
3. All of the qualities listed on this card may be desirable, but could you tell me which three you consider least important: CIRCLE THREE CODES ONLY COLUMN C.
4. And which one of these three is least important at all? READ THE THREE R. CHOSE. CODE ONE ONLY IN COLUMN D.

Most Desirable	Least Important
-------------------	--------------------

	A. Three Most	B. One Most	C. Three Least	D. One Least
A. that he has good manners	2	1	4	5
B. that he tries hard to succeed	2	1	4	5
C. that he is honest	2	1	4	5

(Same format through M.

QUALITIES FOR CHILD RECODE

(MANNERSY, SUCCESSY, HONESTY, CLEANY, JUDGMENY, CONTROLY, ROLEY, AMICABLY, OBEYSY, RESPONSY, CONSIDEY, INTEREY, STUDIOUY)

Recoded same as MANNERS, SUCCESS, HONEST, CLEAN, JUDGMENT, CONTROL, ROLE, AMICABLE, OBEYS, RESPONSI, CONSIDER, INTEREST, STUDIOUS above

TRAUMA RECODES

(DIVORCE5, DIVREL1, DIVREL4, UNEMP5, UNREL1, UNREL4, HOSDIS5, HOSREL1, HOSREL4, DEATH5, DEATH16, PADEATH, MADEATH, CHLDDEATH, SIBDEATH, SPDEATH, TRAUMA1, TRAUMA5, TRAREL1, TRAREL5, TRATOT1, TRATOT5)

Intent of Recodes

For user convenience, the information on traumatic events has been presented in a condensed and abridged format. Users interested in the unabridged data should contact the GSS project staff at NORC (1155 East 60th Street, Chicago, Ill. 60637).

Method of Recodes

In the following detailed description of the trauma recodes the user is directed to the full, original wording of the trauma questions.

- A. DIVORCE5
 If 21.B.1, 21.B.2, 21.C.1, and 21.C.2 equal "No" then DIVORCE5 equals punch "0."
 If 21.B.1 or 21.C.1 equal "Yes" and 21.B.2 or 21.C.2 equal "Yes," then DIVORCE5 equals punch "3."
 If 21.B.1 or 21.C.1 equal "Yes" and 21.B.2 and 21.C.1 equal "No," then DIVORCE5 equals punch "2."
 If 21.B.1 and 21.C.1 equal "No" and 21.B.2 or 21.C.2 equal "Yes," then DIVORCE5 equals punch "1."
 If 21.B.1, 21.B.2, 21.C.1, or 21.C.2 equal "9," then DIVORCE5 equals punch "9."
- B. DIVREL1
 Sum of relatives coded in 22.A.1.
- C. DIVREL4
 Sum of relatives coded in 22.B.1.
- D. UNEMP5
 If 28 equals "No" or 28.A and 28.B equal "No," then UNEMP5 equals punch "0."
 If 28.A equals "No" and 28.B equals "Yes" and 28.B.1 equals "No," then UNEMP5 equals punch "1."
 If 28.A equal "No" and 28.B equals "Yes" and 28.B.1 equals "Yes," then UNEMP5 equals punch "2."
 If 28.A equal "Yes" and 28.A.1 equals "No" and 28.B equal "No," then UNEMP5 equal punch "3."
 If 28.A equals "Yes," and 28.A.1 equals "No" and 28.B. equals "Yes" and 28.B.1 equals "No," then UNEMP5 equals punch "4."
 If 28.A. equals "Yes" and 28.A.1 equals "No" and 28.B equals "Yes" and 28.B.1 equals "Yes," then UNEMP5 equals "5."
 If 28.A equals "Yes" and 28.A.1 equals "Yes" and 28.B equal "No," then UNEMP5 equals punch "6."
 If 28.A equals "Yes" and 28.A.1 equals "Yes" and 28.B equals "Yes" and 28.B.1 equals "No," then UNEMP5 equals punch "7."
 If 28.A equals "Yes" and 28.A.1 equals "Yes" and 28.B equals "Yes" and 28.B.1 equals "Yes," then UNEMP5 equals punch "8."

If 28.A, 28.A.1, 28.B, or 28.B.1 equal "9," then UNEMP5 equals punch "9."

E. UNREL1

Sum of relatives coded in 29.A.1.

F. UNREL4

Sum of relatives coded in 30.A.1.

G. HOSDIS5

If 88.A, 88.B, 89.A, and 89.B equals "No," then HOSDIS5 equals punch "0."

If 88.A and 88.B equal "No" and 89.A or 89.B equals "Yes," then HOSDIS5 equals punch "1."

If 88.A or 88.B equal "Yes" and 89.A and 89.B equal "No," then HOSDIS5 equals punch "2."

If 88.A or 88.B equal "Yes" and 89.A or 89.B equal "Yes," then HOSDIS5 equals punch "3."

If 88.A or 88.B equal "9" and the other equals "No," then HOSDIS5 equals punch "9."

If 89.A or 89.B equal "9" and the other equals "No," then HOSDIS5 equals punch "9."

If 88.A and 88.B equal "9," then HOSDIS5 equals punch "9."

If 89.A and 89.B equal "9," then HOSDIS5 equals punch "9."

H. HOSREL1

Sum of relatives coded in 88.C.1.

I. HOSREL4

Sum of relatives coded in 89.C.1.

J. DEATH5

If 90 equals "No" or 90.A and 90.B equal "No," then DEATH5 equals punch "0."

If 90.A equals "No" and sum of relatives coded in 90.B.1 equals one, then DEATH5 equals punch "1."

If 90.A equals "No" and the sum of relatives coded in 90.B.1 equals two or more, then DEATH5 equals punch "2."

If the sum of relatives coded in 90.A.1 equals one and 90.B equals "No," then DEATH5 equals punch "3."

If the sum of relatives coded in 90.A.1 equals one and the sum of relatives coded in 90.B.1 equals one, then DEATH5 equals punch "4."

If the sum of relatives coded in 90.A.1 equals one and the sum of relatives coded in 90.B.1 equals two or more, then DEATH5 equals punch "5."

If the sum of relatives coded in 90.A.1 equals two or more and 90.B equals "No," then DEATH5 equals punch "6."

If the sum of relatives coded in 90.A.1 equals two or more and the sum of relatives coded in 90.B.1 equals one, then DEATH5 equals punch "7."

If the sum of relatives coded in 90.A.1 equals two or more and the sum of relatives coded in 90.B.1 equals two or more, then DEATH5 equals punch "8."

If 90, 90.A, or 90.B equals "9," then DEATH5 equals punch "9."

K. DEATH16

Sum of relatives coded in 90.C.1.

L. PADEATH

If father alive when respondent was 16 years old (FAMILY16 equal "1," "2," "4," and some "0," or if FAMILY16 equals "3," "5," or some "0," and FAMDIF16 is not equal to "1," and father not coded in 90.A.1, 90.B.1, or 90.C.1, then PADEATH equals punch "0."

If FAMILY16 equals "3," "5," or some "0" and FAMDIF16 equals 1, then PADEATH equals punch "1."

If father coded in 90.C.1, then PADEATH equals punch "2."

If father coded in 90.B.1, then PADEATH equals punch "3."

If father coded in 90.A.1, then PADEATH equals punch "4."

If FAMILY16 equals "6," "7," "8," and some "0" and father not coded in 90.A.1, 90.B.1, or 90.C.1, then PADEATH equals punch "8."

If father not coded in 90.A.1, 90.B.1 or 90.C.1 and 90.A, 90.B, or 90.C equals "9" and father alive when respondent 16 years old, then PADEATH equal punch "9."

If father not coded in 90.A.1, 90.B.1, or 90.C.1 and FAMILY16 equals "9," then PADEATH equals punch "9."

If father not coded in 90.A.1, 90.B.1, or 90.C.1 and FAMILY16 equals "3," or "5" and FAMDIF16 equals "9," then PADEATH equals punch "9."

- M. MADEATH
Coded in an analogous manner to PADEATH.
- N. CHLDDTH
If CHILDS greater than zero and child and child's husband or wife not coded in 90.A.1, 90.B.1 or 90.C.1, then CHLDDTH equals punch "0."
If CHILDS greater than zero, and child or child's husband or wife coded in 90.C.1 and not coded in 90.B.1 and 90.A.1, then CHLDDTH equals punch "1."
If CHILDS greater than zero and child or child's husband or wife coded in 90.B.1 and not coded in 90.A.1, then CHLDDTH equals punch "2."
If CHILDS greater than zero and child or child's husband/wife coded in 90.A.1, then CHLDDTH equals punch "3."
If CHILDS equals zero, then CHLDDTH equals punch "Blank."
If CHILDS equals "9" and child or child's husband or wife not coded in 90.A.1, 90.B.1, or 90.C.1, then CHLDDTH equals punch "9."
If CHILDS greater than zero and 90.C equals "9" and child or child's husband not coded in 90.B.1 or 90.A.1, then CHLDDTH equals punch "9."
If CHILDS greater than zero and 90.B equals "9" and child or child's husband not coded in 90.A.1, then CHLDDTH equals punch "9."
If CHILDS greater than zero and 90.A equals "9," then CHLDDTH equals punch "9."
- O. SIBDEATH
Coded in an analogous manner to CHLDDTH.
- P. SPDEATH
Coded in an analogous manner to CHLDDTH (e.g., if MARITAL equals "never married" then SPDEATH equals "Blank").
- Q. TRAUMA1
Number of traumas happening to respondent last year (count one if DIVORCE5 equals "2" or "3," HOSDIS5 equals "2" or "3," DEATH5 equals "3, 4, 5, 6, 7, or 8," and UNEMP5 equals "3, 4, 5, 6, 7, or 8.")
If DIVORCE5, UNEMP5, HOSDIS5, or DEATH5 equals "9," then TRAUMA1 equals "9."
- R. TRAUMA5
Number of traumas happening to respondent during last five years (count one each if DIVORCE5 or HOSDIS5 equals "1, 2, or 3" or DEATH5 or UNEMP5 equals "1, 2, 3, 4, 5, 6, 7, or 8").
If DIVORCE5, UNEMP5, HOSDIS5, or DEATH5 equals "9," then TRAUMA5 equals "9."
- S. TRAREL1
Number of traumas happening to respondent's relatives during the last year (count one each if DIVREL1, UNREL1, or HOSREL1 greater than zero).
If DIVREL1, UNREL1, or HOSREL1 equals "9," then TRAREL1 equals "9."
- T. TRAREL5
Number of traumas happening to respondent's relatives during the last five years.
If DIVREL1 or DIVREL4 greater than zero, then TRAREL5 counts 1.
If HOSREL1 or HOSREL4 greater than zero, then TRAREL5 counts 1.
If UNREL1 or UNREL4 greater than zero, then TRAREL5 counts 1.
If DIVREL1 and/or DIVREL4 equals "9" and the other equals "0," then TRAREL5 equals "9."
If HOSREL1 and/or HOSREL4 equals "9" and the other equals "0," then TRAREL5 equals "9."
If UNREL1 and/or UNREL4 equals "9" and the other equals "0," then TRAREL5 equals "9."
- U. TRATOT1
Sum of TRAUMA1 and TRAREL1. If either TRAUMA1 or TRAREL1 equals "9," then TRATOT1 equals "9."
- V. TRATOT5
Sum of TRAUMA5 and TRAREL5. If either TRAUMA5 or TRAREL5 equals "9," then TRATOT5 equals "9."

21*. Are you currently—married, widowed, divorced, separated, or have you never been married?

Married... (ASK A & B)1
 Widowed... (ASK A & B)2
 Divorced.. (ASK A & C)3
 Separated. (ASK A & C)4
 Never married(GO TO SPDEG)5

IF EVER MARRIED:

A. How old were you when you first married?

ENTER EXACT AGE:

B. ASK ONLY IF CURRENTLY MARRIED OR WIDOWED:

Have you ever been divorced or legally separated?

Yes (ASK [1])1
 No (GO TO SPDEG)2

IF YES TO B:

[1] Did you obtain a divorce or separation during the past 12 months, that is since (Feb./Mar.) 1977?

Yes (ASK [2])1
 No (ASK [2])2

[2] Did you (also) obtain a divorce or separation during the period 1973 through (Feb./Mar.) 1977?

Yes (GO TO SPDEG)1
 No (GO TO SPDEG)2

C. IF DIVORCED OR SEPARATED:

[1] Did you obtain a divorce or separation during the past 12 months, that is since (Feb./Mar.) 1977?

Yes (ASK [2])1
 No (ASK [2])2

[2] Did you (also) obtain a divorce or separation during the period 1973 through (Feb./Mar.) 1977?

Yes1
 No2

*Example from 1978 GSS.

ASK EVERYONE:

22. A. During the past twelve months, that is since (Feb./Mar.) 1977, were any of these people divorced or legally separated?



Yes (ASK [1])1
 No (GO TO B)2

IF YES:

[1] Who was that? (Anyone else?) CODE ALL THAT APPLY:

Husband or wife1
 Father2
 Mother3
 Father-in-law4
 Mother-in-law5
 Child6
 Child's husband or wife1

Brother or sister.....2
Brother or sister-in-law.....3

B. At any time during the period 1973 through (Feb./Mar.) 1977 were any of the people listed on this card divorced or legally separated?

Yes (ASK [1]).....1
No (GO TO SEX).....2

IF YES:

[1] Who was that? (Anyone else?) CODE ALL THAT APPLY:

Husband or wife.....1
Father.....2
Mother.....3
Father-in-law.....4
Mother-in-law.....5
Child.....6
Child's husband or wife.....1
Brother or sister.....2
Brother or sister-in-law.....3

ASK EVERYONE:

28. At any time during the last ten years, have you been unemployed and looking for work for as long as a month?

Yes (GO TO A).....1
No (GO TO MAWRKGRW).....2
Don't know (GO TO MAWRKGRW)....8

IF YES TO MAWORK:

A. During the past twelve months, that is since (Feb./Mar.) 1977, were you employed and looking for work for as long as a month?

Yes (GO TO [1]).....1
No (GO TO B).....2

IF YES TO A:

[1] When that happened, were you the main earner in your household, that is, the person making the highest income?

Yes (GO TO B).....1
No (GO TO B).....2

B. Now I would like you to think about a longer period of time. At any time during the years between 1973 and (Feb./Mar.) 1977, were you unemployed and looking for work for as long as a month?

Yes (GO TO [1]).....1
No (GO TO MAWRKGRW).....2

IF YES TO B:

[1] When that happened, were you the main earner in your household, that is, the person making the highest income?

Yes.....1
No.....2

29. A. During the past twelve months, that is since (Feb./Mar.) 1977, were any of these people unemployed and looking for work for as long as a month?

HAND
CARD
B

Yes (GO TO [1])1
No (GO TO INCOM16)2

IF YES:

[1] Who was that? (Anyone else?) CODE ALL THAT APPLY:

Husband or wife.....1
Father.....2
Mother.....3
Father-in-law.....4
Mother-in-law.....5
Child.....6
Child's husband or wife.....1
Brother or sister.....2
Brother or sister-in-law.....3

FOR EACH PERSON NAMED IN A:

B. When that happened was (NAME EACH PERSON CODED IN PART A) the main earner in his/her household?

	Yes	No	Don't Know
Husband or wife	1	2	8
Father	1	2	8
Mother	1	2	8
Father-in-law	1	2	8
Mother-in-law	1	2	8
Child	1	2	8
Child's husband or wife	1	2	8
Brother or sister	1	2	8
Brother or sister-in-law	1	2	8

30. A. Now I would like you to think about a longer period of time. At any time during the years 1973 through (Feb./Mar.) 1977, were any of the people listed on this card unemployed and looking for work for as long as a month?

Yes ... (GO TO [1])1
 No (GO TO BORN)2

IF YES:

[1] Who was that? (Anyone else?) CODE ALL THAT APPLY:

Husband or wife.....1
 Father.....2
 Mother.....3
 Father-in-law.....4
 Mother-in-law.....5
 Child.....6
 Child's husband or wife.....1
 Brother or sister.....2
 Brother or sister-in-law.....3

FOR EACH PERSON NAMED IN A:

B. When that happened was (NAME EACH PERSON CODED IN PART A) the main earner in his/her household?

	Yes	No	Don't Know
Husband or wife	1	2	8
Father	1	2	8
Mother	1	2	8
Father-in-law	1	2	8
Mother-in-law	1	2	8
Child	1	2	8
Child's husband or wife	1	2	8
Brother or sister	1	2	8
Brother or sister-in-law	1	2	8

88. Now I am going to ask about some things that happen in families. First, I am going to ask you about illnesses.

A. During the past twelve months, that is since (Feb./Mar.) 1977, have you, yourself, been a patient in a hospital, sanatorium, convalescent or nursing home (apart from having a baby)?

Yes.....1
 No.....2

B. During the past twelve months, were you unable to work at your job or carry on your regular activities for one month or more because of illness or injury?

Yes.....1
No.....2

C. During the past twelve months, that is since (Feb./Mar.) 1977, have any of these people been a patient in a hospital, sanitorium, convalescent or nursing home (apart from having a baby), or been unable to work or carry out their regular activities for a month or more because of illness or injury?

HAND
CARD
B

Yes (ASK [1])1
No (GO TO GUNFIRM)2

[1] IF YES TO C: Who was that? (Anyone else?) CODE ALL THAT APPLY.

Husband or wife.....1
Father.....2
Mother.....3
Father-in-law.....4
Mother-in-law.....5
Child.....6
Child's husband or wife.....1
Brother or sister.....2
Brother or sister-in-law.....3

89. A. Now I would like to know about a longer period of time. At any time during the years 1973 through (Feb./Mar.) 1977, were you a patient in a hospital, sanitorium, convalescent or nursing home (apart from having a baby)?

Yes.....1
No.....2

B. During the same years, 1973 through (Feb./Mar.) 1977, were you unable to work at your regular job or carry on your regular activities for one month or more because of illness or injury?

Yes.....1
No.....2

C. At any time during the years 1973 through (Feb./Mar.) 1977, were any these people a patient in a hospital, sanitorium, convalescent or nursing home (apart from having a baby), or been unable to work or to carry out their regular activities for month or more because of illness or injury? Please include everybody who was in your family in those years.

HAND
CARD
B

Yes..... (ASK [1])1
No..... (GO TO COURTS)2

[1] IF YES TO C: Who was that? (Anybody else?) CODE ALL THAT APPLY.

Husband or wife.....1
Father.....2
Mother.....3
Father-in-law.....4
Mother-in-law.....5
Child...6
Child's husband or wife.....1

Brother or sister.....2
Brother or sister-in-law.....3

90. Since the time that you were 16, did any of the people listed on this card die?

Yes..... (ASK A)1
No..... (GO TO COURTSY)2

A. IF YES: Did any deaths occur during the past year, that is since (Feb./Mar.) 1977?

Yes..... (ASK [1])1
No..... (GO TO B)2

[1] IF YES TO A: Who was that? (Anybody else?) CODE ALL THAT APPLY.

Husband or wife.....1
Father.....2
Mother.....3
Father-in-law.....4
Mother-in-law.....5
Child.....6
Child's husband or wife.....1
Brother or sister.....2
Brother or sister-in-law.....3

ASK EVERYONE:

B. Now, thinking about a little longer period of time, during the years from 1973 through (Feb./Mar.) 1977, did any deaths occur during those years?

Yes..... (ASK [1])1
No..... (GO TO C)2

[1] IF YES TO B: Who was that? (Anyone else?) CODE ALL THAT APPLY.

Husband or wife.....1
Father.....2
Mother.....3
Father-in-law.....4
Mother-in-law.....5
Child.....6
Child's husband or wife.....1
Brother or sister.....2
Brother or sister-in-law.....3

ASK ONLY IF R IS 21 YEARS OR MORE. IF R IS UNDER 21 YEARS, OR IF IN DOUBT, GO TO COURTSY.

C. And between the time that you were 16 years old and 1973, did any deaths occur?

Yes (ASK [1])1
No (GO TO COURTSY)2

[1] IF YES TO C: Who was that? (Anyone else?) CODE ALL THAT APPLY.

Husband or wife.....1
Father.....2
Mother.....3
Father-in-law.....4

Mother-in-law.....5
 Child.....6
 Child's husband or wife.....1
 Brother or sister.....2
 Brother or sister-in-law.....3

NETWORK CLOSENESS RECODE

(CLOSE12, CLOSE13, CLOSE14, CLOSE 23, CLOSE24, CLOSE25, CLOSE34, CLOSE35, CLOSE45)

315. IF LESS THAN 5 NAMES MENTIONED CROSS OUT UNUSED BOXES.

Please think about the relations between the people you just mentioned. Some of them may be total strangers in the sense that they wouldn't recognize each other if they bumped into each other on the street. Others may be especially close, as close or closer to each other as they are to you.

First, think about NAME 1 and NAME 2. ASK CLOSE12, CLOSE13, CLOSE14, CLOSE15, CLOSE 23, CLOSE24, CLOSE25, CLOSE34, CLOSE35, CLOSE45 FOR FIRST PAIR.

A. Are _____ and _____ total strangers?

IF YES.....ASK NAME1, NAME2, NAME3, NAME4, NAME5 FOR NEXT PAIR
 DOWN
 IF NO.....ASK CLOSE12, CLOSE13, CLOSE14, CLOSE15, CLOSE 23, CLOSE24,
 CLOSE25, CLOSE34, CLOSE35, CLOSE45

B. Are they especially close? PROBE: As close or closer to each other as they are to you.

IF YES.....ASK NAME1, NAME2, NAME3, NAME4, NAME5 FOR NEXT PAIR
 DOWN
 IF NO.....ASK NAME1, NAME2, NAME3, NAME4, NAME5 FOR NEXT PAIR
 DOWN

PERSON	NAME 1	NAME 2	NAME 3	NAME 4	NAME 5
NAME 2	A. Yes...1 No....2 B. Yes...1 No....2				
NAME 3	A. Yes...1 No....2 B. Yes...1 No....2	A. Yes...1 No....2 B. Yes...1 No....2			
NAME 4	A. Yes...1 No....2 B. Yes...1 No....2	A. Yes...1 No....2 B. Yes...1 No....2	A. Yes...1 No....2 B. Yes...1 No....2		
NAME 5	A. Yes...1 No....2 B. Yes...1 No....2	A. Yes...1 No....2 B. Yes...1 No....2	A. Yes...1 No....2 B. Yes...1 No....2	A. Yes...1 No....2 B. Yes...1 No....2	

To simplify analysis, mutually exclusive dichotomies were collapsed into a single three-point scale.

Method of Recode

A response of "yes" to part A became code 3, "total strangers." A response of "no" to part A and "no" to B became code 2, "neither close nor strangers." A response of "yes" to part B became code 1, "especially close."

ORGANIZATIONAL MEMBERSHIP RECODE

(MEMFRAT, MEMSERV, MEMVET, MEMPOLIT, MEMUNION, MEMSPORT, MEMYOUTH, MEMSCHL, MEMHOBBY, MEMGREEK, MEMNAT, MEMFARM, MEMLIT, MEMPROF, MEMCHURH, MEMOTHER, MEMNUM)

Intent of Recode

For user convenience, the total number of organizations has been computed.

Method of Recode

If a respondent answered a "No" to all of the organizational items, MEMNUM was code "00." If a respondent answered "Yes" to any organizations, the total number of "Yes" responses was counted and put in MEMNUM.

Original Question

Question presented in the codebook is as it appeared in the questionnaire.

SIMILARITIES RECODE

(ALIKE1-8)

Intent of Recode

The recode provides an approximate scale to measure and compare respondents' general reasoning abilities in categorizing and/or comparing two objects.

Method of Recode

Each item is scored 2, 1, or 0, depending on the degree of understanding expressed and the quality of the response. The general criteria for scores of 2, 1, and 0 for any item are as follows:

2 POINTS - any general classification which is primarily pertinent for both members of the pair ("An eye and an ear are sense organs," "A poem and a statue are works of art").

1 POINT - any specific property or function which is common to both and constitutes a relevant similarity ("An egg and a seed both have shells," "A poem and a statue stir feelings"). Also give 1 point to less pertinent, but correct, general classifications ("An eye and an ear are parts of the body," "Air and water contain oxygen").

0 POINTS - specific properties of each member of the pair, generalizations which are incorrect or not pertinent, differences between the members of the pair, or clearly wrong responses.

The degree of abstraction of the subject's response is an important determinant of the score. That is why pertinent general categorizations are given 2 points, while the naming of one or more common properties or functions of the members of a pair (a more concrete problem-solving approach) merits only 1 point. Thus, stating that a dog and a lion (Item 2) are "Animals" (their general category) earns a higher score than saying "They both have tails" (a property common to each). On the other hand, stating that an orange and a banana (Item 1) are "Fruit" earns more credit than stating that both are "Foods"; while the category of "fruit" is less general than that of "food," it is the more pertinent category. Calling work and play (Item 12) "Basic activities" is less concrete (and hence worth a higher score) than "Things people do."

Of course, even a relatively concrete approach to solving the items ("A dog and a lion both have tails") requires the subject to abstract something similar about the members of the pair. Some subjects are unable to do this and may respond to each member separately

rather than to the pair as a whole ("you see with your eyes and hear with your ears"). Although such a response is a true statement, it is scored 0 since it tells how the members of the pair are dissimilar rather than how they are similar.

If a subject gives multiple acceptable responses to an item, score the best response. If a subject gives multiple responses to an item and one or more of the responses are incorrect (i.e., would be scored 0 if given alone), ask,

Which one is it?

and score according to the subject's decision.

Examples of responses earning 2, 1, and 0 points follow for some items.

Items and Sample Responses

1. Orange-banana

2 POINTS - Fruit.

1 POINT - Food...To eat...Have peels...Same color...Grow...Contain vitamins.

0 POINTS - Round...Same shape...Contain calories.

2. Dog-lion

2 POINTS - Animals...Mammals.

1 POINT - Have legs (fur,tails)...They bite.

0 POINTS - Look alike...A lion growls, a dog barks...Dangerous...Belong to same species (Q).¹

12. Work-play

2 POINTS - Basic human activities...Things that all people do...Activities valued by society...Give value to living...Both require effort for success.

1 POINT - Things you do (Q)...Human activities (Q)...Keep you busy...Ways to spend your time...Use up energy...Things done during the course of the day...Can get enjoyment from both.

0 POINTS - Must do both of them...Necessities of life...Keep you out of trouble...You do them with other people...Keep you from being depressed (Q).

PRELIMINARY MENTAL HEALTH RECODES

(PROBFIX1-3, PROBHELP1-3, MNTLAS1-2, MNTLIMP1-3, MNTLSYM1-3, MNTLOTH, BRKDAS1-2, BRKDIMP1-3, BRKDSYM1-3, BRKDOTH, BRKDWY1-3, BRKDDO1-3, BRKDHL1-3, BRKDDTIME, BRKDDUR, MNILWHY1-3, MNILDO1-3, MNILHLP1-3, MNILTIME, MNILDUR)

PROBFIX1-3, BRKDDO1-3, and MNILDO1-3

I. Denial

11. I would try to forget about it, not think about it

II. Displacement

21. Hostility. (Not directed at source of problem) I would get mad, irritable, take it out on someone else (R's response is not coded here if R's problem would involve another person, and R would get angry at that person. In such a case, (63) is coded.)

22. Would engage in activity. I would go for a walk; I would read a book; I would get busy with something else; I would try to get engrossed in something else to take my mind off it (here is coded any activity which R would engage in which does not directly deal with the problem, but may relieve some of the anxiety about it—unless medications, pills, etc., which are coded (61).)

23. Would seek release from awareness. Would get drunk, take a drink, take dope.

¹When the notation "(Q)" appears in the scoring rules, this indicates that the response preceding the (Q) should be queried.

- 24. Would seek release from awareness. Would go to sleep (response is not coded here if R says, "I would go to sleep in order to get refreshed and be able to handle the problem better afterwards.")
- 25. Fantasy Action. R would think about magical type solutions to problems or would imagine problems don't exist. I would imagine myself as the president of the company and then nobody could criticize me

III. Passive Reaction

- 31. Nothing. I would do nothing, wouldn't do anything; there wouldn't be much to do about it; there would be nothing to do; I would just let things take their course; I would just hope for the best; would just give up

IV. Passive Reaction - Problem still salient

- 41. Worry. I would worry about it, I would fret over it; would just keep on worrying, thinking about it; I would keep on worrying till things work out

V. Passive Reaction - Religious

- 51. I would pray. Would turn to prayer; would trust in the lord (going to minister is not coded here; in such case, (82) is coded. If NA whether (51) or (82) should be coded, as turn to the church, go to the church, read the Bible, the scriptures or inspirational literature, (51) is coded.)

VI. Reactions which are not clearly coping or denial

- 61. Would take medications. Tranquilizers; Aspirins, etc. - any medication treating physical symptoms and tensions (if prescribed by a doctor, response is coded here and also under (82).)
- 62. Would pull myself together; exercise self-control (NA whether this is attempt to deny and forget the problem - coded under (11) - or prelude to attempts to solve the problem - coded in the (70s))
- 63. Expressions of hostility directed at person seen as source of problem (if would not be directed at source of problem, (21) is coded.)
- 64. Palliative measures which would "cope" with a problem defined in physical or general terms, but would "deny" and/or "displace" specific "personal problems" - attempts to reduce immediate pressures and tensions. Take a vacation; would take it easier, try to relax a little more (except those responses coded in (61))
- 65. Meditation
- 66. Faith or confidence in self; strength; fortitude
- 67. Social comparison; R better off than other; seeing others that are worse off than me.
- 68. Emphasis on positive aspects of life; optimism; sense of humor; positive view of life.
- 69. Other reactions which are not clearly coping or denial

VII. Coping Reaction - Independent

- 71. Self-assessment, thought would be mode of problem-solving attempts. I would try to figure out what is wrong; see what the problem is, who is at fault (if whether (71) or (72), (72) is coded)
- 72. Immediate action would be mode of problem-solving. Would solve it; just keep on trying; would do something about it (if NA whether (71) or (72), (72) is coded.)
- 73. Would cope with interpersonal problem by talking it over with person involved. (if person not involved or if NA whether person involved or not, (81) is coded.). Would talk it over with spouse if marriage problem (Note. Specific person is not coded in SOURCES OF HELP)
- 74. Permanent situational limitation of sphere of activity would be mode of problem-solving; I'd get another job; I'd move to another city (temporary situational changes such as "I'd take a vacation" should be coded under (64).)
- 75. Permanent interpersonal limitation of sphere of activity would be mode of problem-solving. would eliminate and/or change relationships seen as causing problem (change friends; get a divorce)

VIII. Coping Reaction - Outside help sought

- 81. Talking it over with INFORMAL SOURCE(S) -- family, friends, neighbors, etc. (unless coping with interpersonal problems by talking it over with person involved, in which case, code 73. talk it over with someone, talk with about it; also code here general mentions of person(s). e.g., spending time with, being with family, friends, "my parents," "my wife," etc.; if NA whether 81 or 82, code 81. (specific people or institutions are coded ahead in SOURCES).
- 82. Talk it over with FORMAL SOURCE(S) -- doctor, lawyer, clergyman, psychiatrist, psychologist, counselor, etc.; include "got professional help," etc.; if source of help is both a formal AND informal source code 82; if NA whether 81 or 82, code 81.
- 83. Admit self/be admitted to/was admitted to mental hospital, psychiatric ward, etc.

IX. Missing Data

- 98. DK; it would never happen to me; wouldn't know what to do
- 99. NA
- BK INAP., No further mention

PROBHLP1-3, BRKDHLP1-3, and MNILHLP1-3

I. Family is source of help

- 100. Spouse only family member mentioned
- 101. Child(ren) only family member(s) mentioned
- 102. Father only family member mentioned; father-in-law
- 103. Mother only family member mentioned; mother-in-law
- 104. Brother only family member mentioned
- 105. Sister only family member mentioned
- 106. "Family" (particular family member no specified)
- 107. Parents; father and mother
- 108. Any other combination of family members (e.g., wife and children; wife and parents; father and aunt); my relatives
- 190. Any other specific family member mentioned, if only one family member is mentioned; e.g., aunt, uncle; a relative

II. Non-professional, non-family persons

- 200. Friend(s), neighbor(s), acquaintance(s) is mentioned
- 201. Particular friend, neighbor, acquaintance is mentioned (unless work associate or boss, in which case (202) or (203) is coded). I would speak to my friend Mary; there's another person I respect very much - I'd talk to him (if NA whether R has a particular person(s) in mind, (200) is coded.)
- 202. Fellow worker, work associate(s) is mentioned
- 203. Supervisor, boss is mentioned
- 290. Other non-professional, non-family person(s)

III. Self-help groups

- 300. Alcoholics Anonymous
- 301. Lonely hearts club
- 302. Fraternal organizations
- 303. Parent-teacher organizations
- 304. Recovery Inc.
- 390. Other self-help groups

IV. Professional, non-mental health specialists

- 400. Clergymen
- 401. Family Physician
- 402. Physician-specialist (non-mental health)
- 403. Doctor -- Non-psychiatrist; family doctor not specified; type of doctor not specified
- 404. Other medical type specialists. Chiropractor; osteopath
- 405. Public health nurse
- 406. Teacher or principal
- 407. Visiting teacher, other teaching specialists
- 408. Lawyer
- 409. Policeman, court, judge
- 480. Other professional non-mental health specialists
- 490. Professional help, NA which kind
- 499. Professional help, NA what kind

V. Professional, mental health specialists

(Note. If R gives a specific person in a professional agency, both codes in the 500's and 600's series are coded.)

- 500. Psychiatrist; psychoanalyst
- 501. Neurologist, "Nerve Doctor"
- 502. Psychologist
- 503. Social worker
- 504. Vocational counselor
- 505. Marriage counselor

- 506. Counselor; NA specific kind
- 507. Rehabilitation specialist. Occupational therapist; speech therapist
- 508. Any "illegitimate" mental health specialist - astrologer, palmist, fortune teller, medium
- 509. Other professional mental health specialists
- 590. Other professional mental health specialist

VI. Professional Agencies

(Note. If R give a specific person in a professional agency, both codes in the 500's and 600's series are coded.)

- 600. Social welfare agency; specifically related to welfare, giving economic aid; departments of welfare of city, state
- 601. Social Service agencies; e.g., family service agency, Catholic charities
- 602. Child guidance clinic
- 603. Vocational guidance center, employment bureau
- 604. Hospital. NA what clinic or ward
- 605. Hospital. Mental institution
- 606. Hospital. Mental hygiene clinic; outpatient mental health unit
- 607. Mental hygiene clinic, not related or NA if related to hospital
- 608. Rehabilitation center; speech clinic
- 610. Substance abuse agency
- 690. Other professional agency

VIII. Other

- 700. Church or church group
- 800. Other

IX. Missing data

- 910. R doesn't mention taking problem to anyone; no more mentions
- 980. DK whom I'd talk to, but would talk to someone
- 998. DK whom I'd talk to, but would talk to someone
- 999. REFUSED
- BK. INAP., R doesn't mention taking problem to anyone; no further mentions

BRKDWY1-3 and MNILWHY1-3

I External Situation

- 10. Financial condition. loss of money, not having enough money, too man debts
- 11. Housing condition. cramped, poor quarters
- 12. R's physical health. physical illness, physical disability, chronic conditions (R's Mental illness is coded in the 30s series)
- 13. Other persons physical health. someone close to R has chronic illness, other illness, physical disabilities causing nervous breakdown (14) is coded if another person's mental health problem. death is coded (15).
- 14. Other person mental health problem. someone close to R has mental disturbance (A psychotic episode) [code relationship]
- 15. Death of someone close to R
- 16. Physical separation (not death or illness) from someone close to R. when my husband was away in service; when my children were living in foster home
- 17. R's relocation to a strange place. when we were living in XXXXX for a while
- 18. work-related tension. overwork overtired from strain of business, business worries, working too hard (if R specifically sees himself as to blame for work failure, (37) is coded)
- 19. Other external situations precipitating nervous breakdown

II Interpersonal situation -- Relationship or other person blamed

(Note. if an interpersonal problem precipitating nervous breakdown was perceived by R to reflect his own inadequacy, codes in the 30s series are used. If not ascertainable whether codes in the 20s or the 30s series should be used, the 20s series is coded.)

- 21. Getting along in marriage. quarrel with spouse, etc.
- 22. Getting along with children. my children talk back to me, get me nervous
- 23. Getting along with family (NA children or spouse). home problems.
- 24. Getting along with relatives other than above. arguments with in-laws, parent, siblings, etc.
- 25. Getting along with opposite sex (not family members). problem with fiancé(e), dating

- 26. Getting along with friends same sex as R or NA sex. disagreement with a friend
- 29. Other interpersonal situations precipitating nervous breakdown

III Self Inadequacies (Fault is seen in R)

- 31. R's sexual problem - (all references to sexual problems, unless specified as a problem of the other person or in the relationship re coded here)
- 32. R's problems related to menopause
- 33. R's interpersonal inadequacy -- related to marriage. I wasn't a good wife
- 34. R's interpersonal inadequacy -- related to children. couldn't handle the children any more (If depression after childbirth, it is coded 36)
- 35. R's interpersonal inadequacy -- related to getting along with people other than spouse or children. I'm very nervous whenever I'm with people
- 36. Depression after birth of children
- 37. Work-related failures. I felt I had failed at my job (if R does not see fault for business, job failures a personal, it is coded 18).
- 38. Inadequacies related to alcohol or drug abuse
- 39. Other personal inadequacies

IV General, Nervous breakdown — precipitating cause NA

(All General descriptions of R's state.)

- 41. R feels upset often, worried often, overwhelmed by things, couldn't face problems, just giving up

VIII Other

- 80. Other precipitating condition for nervous breakdown

NOTE. THE FOLLOWING CODES USED BY AVTMH CODERS FOR A DEPRESSION QUESTION WERE ALSO USED HERE TO CODE THE CAUSES BECAUSE THEY WERE MORE TO THE POINT FOR SOME RESPONDENTS. When codes below were the same as codes above, we used the codes above. Codes below could be recoded to codes above.

I. ECONOMIC AND MATERIAL MATTERS.

FINANCIAL OR MATERIAL SITUATION (NON-RESIDENTIAL)

- 101. Poor or declining financial status. not having enough money; too many debts; paying bills (if problem stated in terms of business, code 206)
- 102. Trouble with loan, mortgage. receiving notification of foreclosure, letter of indebtedness, property repossessed or wages garnished
- 103. Loss of assets. loss of money, property (non-residential), stock, etc.
- 104. Theft or destruction of property (non-residential). robbery, vandalism, crimes against R's property
- 109. Other specific non-residential financial or material matters that happened to R (or R's spouse)
- 111. Bad financial or material situation of R's child(ren), stepchild(ren), child(ren) in-law
- 112. Bad financial or material situation of R's parent(s), stepparent(s), parent(s) in-law
- 113. Bad financial or material situation of R's sibling(s), step sibling(s), sibling(s) in-law
- 119. Bad financial or material situation of someone other than R (or spouse) and persons codable in 111-113.

HOUSING — PLACE OF RESIDENCE

- 121. Moved to or lives in poor (worse) house or apartment
- 122. Moved to or lives in poor (worse) neighborhood
- 123. Dislocation or relocation. moved to new (strange) neighborhood, town, or country; changes in residence other than 121 or 122
- 124. Damage to residence (house or apartment); fire, vandalism, weather, etc
- 129. Other specific residence related matters that happened to R (or R's spouse)
- 131. Bad thing concerning residence that happened to R's child(ren), child(ren) in-law
- 132. Bad things concerning residence that happened to R's parent(s), stepparent(s), parent(s) in-law
- 133. Bad things concerning residence that happened to R's sibling(s), step sibling(s), sibling(s) in-law
- 139. Bad things concerning residence that happened to someone other than R (or spouse) and persons codable in 131-133.

WORK-RELATED MATTERS

- 200. Problems finding a job. couldn't (can't) find work
- 201. Quit job

- 202. Laid off
- 203. Fired
- 204. Unemployed or lost job (no specific reference to quitting, being laid off or fired)
- 205. Retired from job or major life occupation
- 206. Business problems. poor or declining business
- 207. Business failure
- 210. General statements about negative events at work. "don't like my job", etc
- 211. Failed to receive promotion, better job, desired job
- 212. Job demotion. demoted or changed to poorer job or employer, less responsible job
- 213. Trouble with boss or supervisor
- 214. Trouble with co-workers. (code here any interpersonal difficulties at work with no specific mention of boss or supervisor)
- 215. Work-related failure. failed at job
- 216. Work-related tension. overwork, time pressures, working too hard, etc
- 217. Poor or deteriorating (Physical) work conditions. health, safety, danger, distance, hours
- 219. Other specific work-related matters that happened to R (or spouse)
- 221. Bad things related to work that happened to R's child(ren), stepchild(ren), child(ren)-in-law
- 222. Bad things related to work that happened to R's parent(s), stepparent(s), parent(s)-in-law
- 223. Bad things related to work that happened to R's sibling(s), step sibling(s), sibling(s)-in-law
- 229. Bad things related to work that happened to someone other than R (or Spouse) and persons codable in 221-223

III SCHOOL-RELATED MATTERS

- 300. General Statements about negative events related to school
- 301. Admission problems or failure. not accepted at desired school, training program
- 302. Failure in school, training program; flunked a test, course,; other failures in school
- 303. Changed schools
- 304. School-related pressures; meeting deadlines, pressures of studying, papers, exams; working too hard
- 309. Other specific school-related matters -- R ONLY
- 310. Bad things related to school that happened to R's spouse
- 311. Bad things related to school that happened to R's child(ren), stepchild(ren), child(ren)-in-law
- 319. Bad things related to school that happened to someone other than R and persons codable in 310-311

IV LEGAL DIFFICULTIES

- 400. Legal Problem(s) -- General, NA what kind
- 401. Involved in court action, lawsuit, legal action
- 402. Arrested or convicted of crime, violation of law
- 403. Detained in jail or correctional institution
- 404. Legal aspects of divorce, custody of children cited
- 405. Loss of driver's license
- 409. Other specific legal problems that happened to R ONLY
- 410. Legal difficulties involving R's SPOUSE
- 411. Legal difficulties involving R's child(ren), step-child(ren), child(ren)-in-law
- 419. Legal difficulties involving someone other than R and persons codable in 410-411

V INTERPERSONAL SITUATION

- 500. Loneliness, Isolation -- general. interpersonal troubles or difficulties
- 501. Troubles with Family (NA whether spouse or children). getting along with family; family problems, home problems; family quarrels or arguments
- 502. Troubles with Spouse. getting along in marriage; troubles, quarrels with spouse, fighting, arguing or other interpersonal problems with husband or wife.
- 503. Troubles with child(ren); getting along with children; raising children; children talk back, won't mind me, get me nervous.
- 504. Troubles with parent(s) or in-law(s). getting along with mother/father or mother/father -in-law
- 505. Troubles with relative(s) or family member(s) other than above. e.g. argument with sibling(s), grandparent(s), etc.
- 506. Troubles with friend(s) of opposite sex (not family members). getting along with girlfriend(s)/boyfriend(s), fiancé(e); problems with dating, etc.
- 507. Troubles with friend(s) of same sex as R or NA sex. getting along with friend(s); disagreements, arguments or fights with friend(s) (if people at work, code 214)

- 508. (Unwanted) pregnancy of R, wife or girlfriend
- 509. Other specific interpersonal troubles or difficulties of R
- 511. Interpersonal difficulties of R's child(ren), step-child(ren), child(ren)-in-law, in-law problems of R's children
- 512. Interpersonal difficulties of R's Parents (s), step-parent(s), parent(s)-in-law, e.g., R's parents don't get along
- 513. Interpersonal difficulties of R's sibling(s), sibling(s)-in-law, e.g., marriage problems of R's brother
- 519. Interpersonal difficulties of someone other than R (or spouse) and persons codable in 511-513

DISRUPTION OR TERMINATION OF RELATIONSHIP

(NOTE. Disruptions or terminations due to death or illness are coded under VI and VII)

- 520. Physical separation from spouse. when my husband and I were apart; when I (he) was away in the service; away from wife; if separation due to marital discord, code 523; if NA whether 520 or 523, code 523)
- 521. Physical separation from child(ren). child(ren) were living in foster home, R divorced, separated from wife and children; when children grew up, married, left home (if separation due to discord or troubles with child(ren), code 525; if NA whether 521 or 525, code 521)
- 522. Physical separation from someone close to R, other than spouse or children; when my mother and I were separated, when my fiancé(e) and I were apart, etc.
- 523. Marital separation. separation from spouse due to marital discord; legal separation for any reason; husband left me; got a separation
- 524. Divorce. when I was divorced (if NA whether 523 or 524, code 523)
- 525. Separation from child(ren) due to troubles or discord; child(ren) ran away, left home after disagreement, argument, etc.
- 526. Breakup with friend(s) of opposite sex. broken engagement, breakup of someone dated (steadily); girlfriend left me
- 527. Breakup with friend(s) of same sex as R or NA sex
- 529. Disruption or termination of relationship not included above
- 531. Disruption or termination of love relationship of R's child(ren), step-child(ren), child(ren)-in-law
- 532. Disruption or termination of love relationship of R's Parents (s), step-parent(s), parent(s)-in-law
- 533. Disruption or termination of love relationship of R's sibling(s), step-sibling(s), sibling(s)-in-law
- 539. Disruption or termination of love relationship of someone other than R (or spouse) and persons codable in 531-533

GAIN OF HOUSEHOLD OR FAMILY MEMBER(S)

- 540. Birth of (unwanted) child(ren); took on responsibility for raising (additional) child
- 541. Parent(s) or parent(s)-in-law moved in with R
- 542. Other relative(s) or family member(s) moved in with R
- 549. Other gain of household or family member
- 559. Gain of household member by someone other than R (or spouse)
- 599. Other interpersonal matters

VI DEATH OF SOME ONE CLOSE

- 600. Death of someone close -- NA who. e.g. a death (see also 15)
- 610. Death of family member -- NA which one
- 611. Widowed. death of spouse
- 612. Death of child(ren), stepchild(ren)
- 613. Death of unborn child. stillbirth, miscarriage (abortion is coded in Section VII, with category depending on specific circumstances)
- 614. Death of Parent(s), stepparent(s), parent(s)-in-law
- 615. Death of Grandparent(s)
- 616. Death of Sibling(s) step-sibling(s)
- 619. Death of Other specific relative(s) or family member(s), including combinations of 611-616
- 620. Death of close friend or neighbor
- 630. Death of pet
- 649. Other death of someone close to R (or R's spouse)
- 659. Death of someone close affecting person other than R (or spouse)

VII PHYSICAL HEALTH OR INJURY

- 700. Poor Health or sickness of R -- not further specified or NA whether 701, 702, or 703
- 701. Serious Physical illness of R. major operation, tuberculosis, cancer, heart disease (attack), kidney disease, etc.; any hospitalization for physical illness

- 702. Chronic condition or disability of R (if clearly from accident or injury, code 703). high blood pressure, arthritis, asthma, diabetes, etc.
- 703. frequent Minor illness of R. influenza, physical aches, headaches, bad back, hemorrhoids, minor operation, etc.
- 704. Serious accident or injury to R. auto accident, fall, burn, back injury, broken neck, etc.
- 705. Accident or injury to R -- not further specified or NA whether 704
- 709. Other health-related problems of R
- 710. Physical illness of R's spouse
- 711. Accident or injury of R's spouse
- 719. Other health-related problems of R's spouse
- 720. Physical illness of R's child(ren), stepchild(ren)
- 721. Accident or injury of R's child(ren), stepchild(ren)
- 729. Other health-related problems of R's child(ren), stepchild(ren)
- 730. Physical illness of R's Parent(s), stepparent(s), parent(s)-in-law
- 731. Accident or injury of R's Parent(s), stepparent(s), parent(s)-in-law
- 739. Other health-related problems of R's Parent(s), stepparent(s), parent(s)-in-law
- 749. Health-related problems of someone other than R or persons codable in

VIII MENTAL HEALTH OR ADJUSTMENT

- 800. Personal or adjustment problems -- general. not further specified
- 801. Tired all the time. can't seem to do things; hard for me to keep up with things
- 802. Neurotic problem; fears, phobias; nervousness, worried anxiety
- 803. Mood Disturbances. unhappiness, depression, hopelessness, boredom, ennui
- 804. Self-doubt, confusion regarding self-identity, insecurity
- 805. Indecision, aimlessness, loss of direction
- 806. Substance abuse problems. alcohol, drugs, etc
- 807. Onset or recurrence of mental illness. was in an institution; mental disturbance, psychotic episode, nervous breakdown
- 809. Other specific psychological disturbances
- 810. Mental illness or adjustment problems of R's spouse
- 811. Mental illness or adjustment problems of R's child(ren), stepchild(ren), child(ren)-in-law
- 812. Mental illness or adjustment problems of R's Parent(s), stepparent(s), parent(s)-in-law
- 813. Mental illness or adjustment problems of R's Sibling(s) step-sibling(s), sibling(s)-in-law
- 819. Psychological disturbances or adjustment problems of someone other than R and persons codable in 810-813
- 997. Other
- 998. DK, Can't remember
- 999. NA
- BK INAP. No anticipated nervous breakdown, no second mention.

BRKDTIME and MNILTIME

- 1. R indicates that conditions causing nervous breakdown are presently salient for him
- 2. R indicates that conditions causing nervous breakdown were only in the past and do not presently affect R (not clear how far in past)
- 3. R indicates that conditions causing nervous breakdown were more than 5 years in the past and do not presently affect R
- 4. R indicates that conditions causing nervous breakdown were less than in the past and do not presently affect R (codes 3 and 4 were NOT used in 1957 & 1976 and could be collapsed into code 2)
- 9. NA whether conditions causing nervous breakdown are of past or present concern.
- BK R says no breakdown

BRKDDUR and MNILDUR

Long-term

- 1. Long-term reaction (severe) -- extensive period mentioned in which R elaborates on a severe nervous feeling state. for months, I cried almost all the time
- 2. Long-term reaction (no very severe) -- extensive period mentioned in which R elaborates a minor nervous feeling state. In have felt blue every so often during the past ten years.

3. Long-term reaction (severity NA) -- extensive period mentioned in which R does not give enough elaborations to allow coder to code 1 or 2.. I've been overworking for years.

Short-term

4. Short-term reaction (severe) -- a short period mentioned in which R elaborates on a severe nervous feeling state. I was in a state of shock the week after my parents died.
5. Short-term reaction (not very severe) -- A short period mentioned in which R elaborates a minor nervous feeling state. When we had tornado warnings, I was a little concerned
6. Short-term reaction (severity NA). -- a short period mentioned in which R does not give enough elaboration to allow coder to code 4 or 5. when my mother died, I was upset.

NA Duration

7. Severe reaction, NA how long.
8. Not very severe reaction, NA how long.
9. NA severity and Length
- BK R said no breakdown.

MNTLAS1-2 and BRKDAS1-2

1. Psychoses, generally (not distinguished as 2 or 3)
2. Violent psychoses
3. Nonviolent psychoses
4. Neurasthenic neuroses
5. Neuroses (other than 4), emotional disturbances
6. Nervous breakdowns
7. Nerves, nervousness (when not clearly 5 or 6)
8. Mental deficiency
9. Psychopathic personalities
10. Some code of 1-13 is used but part of answer is unclassifiable
11. Other non-psychotic disorders
12. Non-psychotic mental illness, generally
13. Mental illness, generally (not distinguished as psychotic or non-psychotic)
14. Says doesn't know at some point, but answers any way
15. Respondents only answer to entire question is don't know, or the question is entirely unanswered in all dimensions
16. Includes a variety of diagnostic categories

17-22 for BRKDAS1-2 ONLY

17. It is (may be) a forerunner, beginning of mental illness, other than 2
18. It is (may be) a forerunner, beginning of psychosis, insanity
19. It is simply a euphemism for mental illness
20. It refers to temporary mental illness
21. It refers to the acute stage of mental illness
22. It is a vague, ill-defined, unscientific category (including don't know because of impression of term)
99. No answer or no mention of included diagnoses

MNTLIMP1-3 and BRKDIMP1-3

101. Psychoses not distinguished as 2 or 3.
102. Violent psychoses.
103. Non-violent psychoses.
104. Neurasthenic neuroses (i.e., the most popular conception of nervous breakdown).
105. Neuroses other than 4.
106. Acute (momentary nerve storms, tensions, or persistent nervousness
107. Psychotropic personalities; social deviants; exaggerated eccentrics.
108. Simple mental deficiency.
109. Non-psychotic, but otherwise unclassifiable.
110. Can't tell whether psychotic or non-psychotic.

- 111. Other non-psychotic disorders
- 112. Some code of 100-110 is used, but part of answer is unclassifiable.
- 999. Not enough data to make this judgment

MNTLSYM1-3 and BRKDSYM1-3

- 201. Extreme, excessive.
- 202. Unstable, changeable, capricious.
- 203. Unpredictable, impulsive, erratic.
- 204. Unreliable, undependable.
- 205. Uncontrolled, lacking self-control.
- 206. "Childish," "immature" (i.e., probably means 48/7 or 48/8, but doesn't say so).
- 207. Irrational, inexplicable, illogical, unreasonable.
- 208. "Incompetent", lacking responsibility for actions ("legal approach").
- 210. SOCIALLY deviant behavior, general (DOUBLE CODE WHEN SO STATED).
- 211. PERSONALLY deviant behavior, general (DOUBLE CODE WHEN SO STATED).
- 212. Disordered, abnormal, unspecified.
- 299. No use of general characteristics.

VIOLENCE

- 301. (Violent) sex crimes (SEE ALSO CODE 51/9).
- 302. Homicidal tendencies, impulses.
- 303. Violence against other people, other than 1, 2.
- 304. Suicidal tendencies, impulses.
- 305. Destructiveness, violence against property.
- 306. Violence, general and unspecified.

EXTREME EMOTIONAL EXPRESSIONS

- 307. Noisy, loud, boisterous.
- 308. Temper tantrums, raging, screaming.
- 309. (Senseless, excessive) laughter.
- 310. (Senseless, excessive) weeping.
- 311. Hysterics, general and not classifiable as 8, 9, or 0.
- 399. No mention of symptoms of these types.

APPEARANCE, SPEECH, MANNERISMS

- 401. Peculiar facial expression.
- 402. Peculiarities in posture, walk.
- 403. Neglect of personal appearance.
- 404. Other signs in external appearance.

SPEECH MANNERISMS

- 405. Talking to self.
- 406. Mutism, refusal to talk.
- 407. Too little talking, taciturnity.
- 408. Excessive talking, verbosity.
- 409. Retarded speech.
- 410. Rapid speech.
- 411. Inappropriate, incoherent talk, wild talk
- 412. Other speech disturbances.
- 499. No mention of symptoms of these types.

OTHER BEHAVIORS AND PHYSICALS MANNERISM MANIFESTATIONS

- 501. Tense, jumpy, restless, unable to relax.
- 502. Tremors, trembling, shaking, twitching.
- 503. Stuporous; trance-like states.
- 504. Fainting.
- 505. Wandering, running away.
- 506. Infantile behavior, regression (ONLY WHEN CLEAR-CUT; SEE ALSO CODE 8/6).

- 507. Specific examples of bizarre (completely uninterpretable) behavior.
- 508. Criminality, delinquency.
- 509. Sexual deviations.
- 510. Drug Addiction. 1996 note. drug abuse
- 511. (Excessive) drinking; alcoholism.
- 512. Specific examples of culturally-exceptional behavior, other than 8-X.
- 599. No mention of symptoms of these types.

IMPAIRMENTS OF HEALTH, PHYSICAL WELL-BEING

- 601. Loss of appetite, weight.
- 602. Insomnia.
- 603. Headaches.
- 604. Dizziness, nausea.
- 605. Digestive disturbances, other than 4.
- 606. Circulatory (cardio-vascular) disturbances and manifestations.
- 607. Respiratory disturbances.
- 608. Other specific psychosomatic reactions.

GENERAL

- 609. (Physical) (chronic) fatigue, exhaustion.
- 610. (Physical malaise; physical weakness, collapse (SEE ALSO CODES 54/X, 54/Y).
- 611. (Physical) malfunctioning of nervous system, vague (DOUBLE-CODE WHEN SO STATED).
- 612. (Psychosomatic) manifestations in physical illness, general and unspecified.
- 699. No mention of symptoms of this type.

DISTORTIONS OF REALITY

- 701. Hallucinations.
- 702. Delusions, other than persecution.
- 703. Delusions of persecution (ONLY WHEN CLEAR-CUT. OTHERWISE CODE 53/4).
- 704. Distrust, suspicion; paranoid, persecutory trends; ideas of reference (SEE ALSO CODES 52/0, 54/3, 54/4, 54/6).
- 705. Hypochondriacal tendencies, preoccupation with own health.
- 706. Disordered imagination, vague and unspecified.
- 707. Clouding of reality.
- 708. (Excessive) fantasizing; withdrawal from, break with reality (WHEN EXTREME, SEE CODES 53/9, 55/8, 56/3).
- 709. Inability to accept, face, adjust to reality, life ("Escapism", Maladjustment")
- 710. Lack of perspective; impaired judgement (SEE ALSO CODE 55/4).
- 711. (Conscious) falsification, lying, misrepresentation (SEE ALSO CODE 55/0).
- 712. Reality distortions, general and unspecified.
- 799. No mention of symptoms of this type

DISORDERED SELF-CONCEPT

- 801. Egocentric, selfish, (excessively) demanding.
- 802. Self-important, boastful, self-assertive.
- 803. Self-righteous; self-justifying, obstinate, stubborn, ("projecting blame").
- 804. Critical, dissatisfied, complaining.
- 805. Self-accusatory, self-blaming, self-punishing, "masochistic".
- 806. Self-pitying, martyred; feelings of rejection.
- 807. Insecure, lack of self-confidence.
- 808. Submissive, dependent, indecisive.
- 809. Self-centered talk.
- 810. Lack of self-insight.
- 811. Functional impairment (SEE ALSO 52/0, 54/Y)
- 812. (Complete) inability to function, when not clearly 52/0.
- 899. No manifestations of this type mentioned.

MOOD DISTURBANCES

- 901. Outgoing, extroverted, elated.
- 902. Worried, fearful, anxious. (SEE ALSO CODES 53/4, 53/5 54/7)
- 903. Nightmares, disturbing dreams.

- 904. Irritable, excitable, sensitive, easily upset (SEE ALSO 55/5).
- 905. Hostile, aggressive, difficult to get along with. (SEE ALSO 49/8, 55/4).
- 906. Unhappy, depressed.
- 907. Defeated, beaten; surrendering, giving up; (feeling of inadequacy, self-doubt).
- 908. Withdrawn (SEE ALSO 55/0, 55/X).
- 909. Socially ill at ease.
- 910. Secretive, self-concealing (“undoing”, “compensatory”).
- 911. Apathy, indifference, lack of initiative (“disenchantment with life”).
- 912. Emotionally inhibited, repressed, inaccessible.
- 999. No symptoms mentioned.

DISORDERED THOUGHT, INTELLECT, COGNITION

- 921. Loss of memory; major disorders of memory (including disorientation) (WHEN CLEAR-CUT; SEE ALSO CODE 56/3).
- 922. Intellectual retardation, lack of comprehension (SEE ALSO CODE 56/3).
- 923. Distracted, absent-minded; forgetful, unable to concentrate.
- 924. Brooding, preoccupied.
- 925. Obsessive, compulsive (“fanatic”).

MNTLOTH and BRKDOTH

- 1001. Mentions having been “insane,” psychotic personally.
- 1002. Mentions own mental illness in 656C, but can’t classify into 1001,1003,1004
- 1003. Mentions being (having been) neurotic personally
- 1004. Mentions having had a nervous breakdown personally (including all such references in Q6)
- 1005. Mentions own emotional disturbance short of mental illness (DO NOT CODE IF 1001-1004 can be coded).
sometimes I fell I may be mentally ill myself; I get so mad I’m afraid I’m going crazy; I almost had a nervous breakdown myself; etc.

REFERENCE TO FAMILY, FRIENDS

- 1006. Mentions family members, friends having been “insane”, psychotic. my sister is just coming out after two years (ie, any reference to institutionalization for mental illness is classified here); a friend of mine is in the state hospital, etc.
- 1007. Mentions family members, friends being (having been) mentally ill in 656C, but can’t classify into 1006,1008,1010.
- 1008. Mentions family members, friends being (having been) neurotic.
- 1010. Mentions family members, friends having nervous breakdowns (including any references in Q6.)
- 1011. Mentions emotional disturbances of family members, friends short of mental illness.

DENIAL OF CONTACT, FAMILIARITY

- 1101. Denies personal contact with the “insane”, psychotic. I’ve never seen anyone who was insane, so I don’t know; I’ve never known anyone like that (in context of psychotic symptoms); etc.
- 1102. Denies personal contact with mentally ill in 656C, but can’t classify in to 1101, 1103, 1104. I ain’t seen anyone who was mentally ill; I’ve never been around a mentally ill person to any great extent; I’ve never seen on (in unclassifiable symptom context); etc
- 1103. Denies personal contact with the neurotic. I’ve never run into anyone who was really psychoneurotic; I’ve never know anyone like that (in the context of neurotic symptoms); etc.
- 1104. Denies personal contact with nervous breakdowns (including any such denial in Q6). I never say anyone with a nervous breakdown; etc.
- 1105. Denies personal contact with MI, not classifiable above.

GENERAL KNOWLEDGE CODES

- 1106. Denies general familiarity with insanity psychosis (DO NOT CODE IF 1 IS CODED). I don’t know much about the subject of insanity; etc.
- 1107. Denies general familiarity with mental illness in 656C, but can’t classify into 7,9,X (1106,1108,1109)
- 1108. Denies general familiarity with neurosis (DO NOT CODE IF 3 IS CODED)
- 1109. Denies general familiarity with nervous breakdowns, (including any such denial in 656A)
- 1110. Denies general familiarity with MI, not classifiable above

MISCELLANEOUS VIEWPOINTS

1201. References to sympathy, pity for the mentally-ill. I'm heart-sick for them; I feel awfully sorry for them; the first thing I would think of is my sorrow for them; it's a pathetic affliction; etc.
1202. References to stigmatizing, avoiding the mentally ill. I'd feel sorry for one, but I'd rather not be around someone like that (code 1 also); etc.
1203. Reference to fear, shock, horror, distress over mental illness; it's worse than other illnesses; it's worse than physical illness; I hope it never happens to me; etc.
1204. Denial of stigmatizing mental illness. its just another type of sickness with no special stigma attached to it. I am more broad-minded than most and don't look at it as a terrible thing; etc.
1205. References to concern for; seriousness, importance of problem of mental illness; I was going to mention this as most serious disease for I fell psychoneurosis is more serious, more of an ignored thing than anything else; its very serious, of course, and there should be as much done as possible to prevent it as well as to help it; I'm awfully interested in the subject to see what can be done for people like this; etc.
1206. References to relativeness of mental health (other than definitions in terms of deviant behavior or references to mental illness being of different degrees). who, after all, is completely sane? Everyone has some sort of neurotic tendencies; a perfectly normal person is very rare; we all have quirks and there is no definite line between those mentally ill and not;; etc
1207. References to (relative) undetectability of mental illness. this illness is almost unnoticeable; its hard to tell that they are mentally sick; there are cases where you are hardly able to detect that he was mentally ill, most cases you can't tell that a person is insane, apart from the criminally insane; until you get to know a person closely any kind of mental illness is hard to detect except by a medical man trained in that line; you have to know them pretty well to know their ways; you'd never suspect it until they crack up unless you have studied in this field to make you recognize such a person; this illness is almost unnoticeable; etc.
1208. References to relative incurability of mental illness; it gives me a shock when I hear the term because I found out it is more or less incurable (code 3 also); I don't think they have a cure for mentally sick people; mental illness is harder to treat than anything else' it means a long slow process for recovery; usually it means that there is very little hope of recovery; etc.
1209. References to mental illness, generally, involving an organic base; it's an illness of the brain; the part of their brain that helps them plan ahead has been injured or damaged; mental illness is a sickness, a disease, not something that happens from over-exertion like a nervous breakdown; etc.
1210. References to mental illness, generally, excluding illnesses with an organic basis; a whole range of symptomatic behavior where there is no identifiable organic cause are included in the term; etc.
1211. Use of colloquial terms—"crazy, bonkers, nuts, looney"
1212. Indicates knowledge that it is not socially desirable to stigmatize mentally ill (I shouldn't feel this way, but...; thank goodness people are not more accepting of mental illness)
1213. References to other people, or most people, stigmatizing mentally ill
1214. They need help, they should be helped, etc.

FREEDOM RECODE

(FREEMNS1-3, FREEEXP1-3)

Intent of Recode

To codify open ended responses by category or type of freedom, either in definition or experience, to allow for use in the context of research.

Method of Recode

Responses were assigned a number based on categories of freedom. FREEMNS1-3 is a recoded response to the main subject mentioned under the first free response question. FREEEXP1-3 is a recoded response to the main experiences mentioned under the second free response question.

FREEMNS1-3

WANT

1. Any variant of the positive statement "Doing what I want"

AUTONOMY

2. Self-realization, being different, self-control, etc.

CHOICES

3. Having choices, making decisions

RIGHTS

4. Includes religion and speech

MOVEMENT

5. Includes movement and travel

NEGATIVE

6. Not being a slave or a subordinate, subject to discrimination, or police or government harassment; no obligations (emphasis on negativity of statement)

CITIZEN

7. Political participation or rhetorical references to American traditions or “American Dream”

SECURITY

8. Economic security and independence, including having a good job, not being in debt, self-employment, etc

OTHER

- 9.

NO ANSWER/ DON'T KNOW

- 98.

FREEEXP1-3

MOVING

1. Includes movement, driving, and travel

LEISURE

2. Recreation, being in nature, enjoyable activity

SOCIAL

3. Social engagements and commitments including family, spouses, helping others; includes institutional commitments

NEGATIVE

4. No obligations, being alone, leaving family, moving out, being divorced, leaving institution; independence in a negative sense

INNER

5. Includes spiritual and religious freedoms

CHOICES

6. Variant of “making choices” or “doing what I want to do”

CITIZEN

7. Political participation, expressing one’s views, simply being an American or comparing America with other nations

SECURITY

8. Economic security and independence, including having a good job, not being in debt, self-employment, owning own home, etc

OTHER

- 9.

NO ANSWER/DON'T KNOW

- 98.

Original Question

First open ended question: “The next questions are about freedom in America today. Freedom means many different things to people. When you think about freedom, what comes to mind? Can you tell me in a couple of sentences what freedom means to you? PROBE: Is there anything else that freedom means to you?”

Second open ended question: “What experiences in you life make you feel most free? PROBE AS NEEDED: Are there times in you life when you feel especially free? ASK IF NECESSARY: Can you give me an example of an experience that makes you feel really free?”

(ENTITY, EXPCHNG1-3 WHYCHNG1-3, CHANGED1-3)

The open-ended questions were coded into 10 variables. Information from any of the open-ended items were used to code each of the variables

A. Up to three mentions of what led to, caused, or triggered the religious/spiritual change

WHYCHNG1
WHYCHNG2
WHYCHNG3

B. Up to three mentions of occurrence or aspects of the religious/ spiritual change itself (not cause, not consequences)

EXPCHNG1
EXPCHNG2
EXPCHNG3

C. Up to three mentions of the consequences of the religious/ spiritual change, what was different about the person's life, attitude, beliefs, etc.

CHANGED1
CHANGED2
CHANGED3

D. One variable on specific religious figures mentioned

ENTITY

WHYCHNG1, 2, 3

- | | | |
|----|--|--------------|
| 1 | Illness/hospitalization of R | |
| 2 | Illness/hospitalization of other close to R | |
| 3 | Accident of R | |
| 4 | Accident of other close to R | |
| 5 | Death of other close to R | |
| 6 | Large-scale death, war, terrorism | |
| 7 | Divorce | |
| 8 | Break-up in relationship | |
| 9 | Bad relationship with other, being let down by others | |
| 12 | Other material, financial problems, poverty, job loss | |
| 13 | Drug/alcohol recovery/rehab | |
| 14 | Moving away | |
| 15 | Drug/alcohol recovery/rehab of someone close to R | |
| 16 | Loss of pet | |
| 17 | Criminal victim | |
| 25 | Reform in life needed | |
| 28 | Other specific problems | |
| 29 | Unspecified problems (e.g. bad times, troubled, lack of peace in one's life) | |
| 30 | Religious contact (church, minister, retreat, prayer group, Bible study group, revival) | |
| 31 | Prayers answered, power of prayers | |
| 32 | Faith, religious influence of others (not formal church activities, sermons, or organized religious actions) | See code 30) |
| 33 | Asked God/Christ/Other for help, guidance, forgiveness | |
| 34 | Bible reading/study, religious readings on own (not as part of Religious services or organized religion) | See code 30) |
| 35 | Switched religions | |
| 37 | Negative religious examples of others, experiences | |
| 38 | Other positive religious influences (includes God helping R without R asking for it) | |
| 39 | Fasting | |
| 40 | Met someone (boy/girlfriend, etc.) | |
| 41 | Married | |

- 42 Pregnancy
- 43 Birth of child, grandchild
- 44 Having, raising children, being a parent/grandparent (not birth see code 43)
- 45 Positive example of others (non-religious)
- 46 Person close to R in military
- 47 R in military
- 48 Spent time with family
- 50 Study (not formal religious)
- 51 Reading
- 52 Thinking about life, meaning, purpose, afterlife, etc.
- 53 Related to schooling, formal education
- 54 Sought help (not religious, not drug/alcohol)
- 60 Material gain
- 61 Volunteering
- 68 Other specified positive developments
- 69 Unspecified positive developments
- 70 Wanted God in life, made decision to trust God (no mention of Church, see code 30)
- 72 Just my time, had to happen
- 73 Personal awakening, discovery
- 74 Matured, got older
- 94 Can't describe
- 95 Nothing in particular, no single thing
- 96 Nothing relevant mentioned
- 97 No crisis, nothing special or dramatic
- 98 Don't know, can't remember
- 99 No answer

EXPCHNG1, 2, 3

- 1 Vision
- 2 Dream
- 3 "Sign"
- 4 Event in nature (e.g. rainbow, snowstorm, lighting)
- 5 Contact with dead
- 10 Frozen, catatonic
- 11 Left body, floated, falling away of mind/body
- 12 Near death experience
- 13 Crying
- 14 Felt warmth
- 15 A feeling that went all over, encompassed R
- 20 God told, talked to R, message from God Directly
- 21 God talked to R through preacher, not a normal general sermon
- 22 God talked to R through other (not preacher)
- 23 God turned on the lights, pieces fell together
- 24 Healed by God supernaturally
- 25 Aware of presence of the Holy Spirit, led by the Lord, Holy Spirit came into me, touched by Christ/God
- 26 Voice from altar
- 27 Saved
- 28 Explicit contact with angel
- 29 Experience that may have involved angel
- 30 Shook up, shocked
- 31 Felt burst of life, energized
- 32 Moving experience
- 33 Tunnel of light
- 34 More than words can express, can't really say
- 35 Supernatural, electrifying experience or connection
- 36 Glorious transformation
- 40 Born again
- 41 Caught the spirit, flipped by spirit

44 Emotional trauma
 46 Awkward feeling, uneasy, lack of comfort, distress
 48 Life flashed in front of R
 49 Felt like someone touched R
 52 Miracle
 54 Epiphany
 55 Prayed over and R fell
 56 Other positive experiences, NEC
 60 Glorious transformation
 96 Nothing relevant mentioned
 97 Nothing special happened
 98 Don't know, don't remember
 99 No answer

CHANGED1, 2, 3

1 More religious, greater faith, closer to Christ, more committed to God
 2 Religious view changed (not specified)
 3 Belief in miracles
 4 Thanked God for life, grateful to God
 6 God will take care of R, solve problems, look out for R, will depend on God, God there for R
 8 Changed churches/religions, converted
 9 Prayed more
 10 Bring God to others, being evangelical
 11 Released from sin
 12 Live life following God's rule, Christian way, walk with the Lord, follow Christ's teachings
 13 Baptized
 14 Church seen as family
 15 Became more aware of power of prayer
 18 More spiritual, not more religious
 19 Loss of religion, loss of faith
 20 Realized limited time, life is short, live every day as last
 21 Live life to the fullest, get most out of life
 22 Peace (internal)
 23 Calmer
 24 Better, nicer, kinder, more humble person
 25 Helped others, gave to others, selflessness, compassion, empathized
 26 Spend more time with people, cared more for others, more caring
 27 Got married
 28 Closer to spouse
 29 Closer to children, dedicated to children, better parent
 30 Closer to family (spouse/children not specified)
 31 Volunteered more
 32 Raised children in faith, religion
 33 Specific positive changes
 34 Happier, more satisfied with life, feel better
 35 Stronger
 40 Changed directions, redirected life (not specified)
 41 Think about, look at life differently (not specified)
 45 Didn't take things for granted, appreciate things more, saw life as more valuable, saw every day as important
 46 Re-evaluated what R believed
 49 Gave up drinking, drugs
 50 Avoided nightclubs, bars, wild parties, dancing
 51 Better lifestyle, cleaner life (not specific)
 52 Settled down, slowed down, more careful
 53 More mature
 54 Second chance, new chance, chance to start over
 55 Gained hope
 56 Beloved, gained love

- 57 Found unconditional, unlimited love
- 58 Found value of forgiving
- 59 Think about R's actions, behaviors, sins
- 60 Life better, better off, enriched life
- 61 Felt needed
- 62 More self-confident, felt better about self, more aware of self
- 63 More aware of self beliefs
- 70 Life has purpose, meaning, makes sense, existential meaning gained, aware of ultimate truths/reality
- 71 More alive, aware, engaged; not bored, in rut, passive
- 72 Treat all the same, treated all mankind equally
- 73 Be more careful
- 74 Felt refreshed, renewed
- 75 More open to new things and new ideas
- 76 To think more
- 77 Knew there was a heaven, eternity
- 78 Made R aware of what R should be doing or should be like
- 80 Negative changes
- 82 More in touch with mortality and those who have died
- 83 Upset with judgmental attitudes
- 84 More conscious of church, religion; more aware of God
- 85 More responsible, accepts responsibility
- 87 Feeling changed
- 88 Realized that no matter how bad things are, someone else has it worse
- 89 Moved away from church, religion
- 90 Everything changed, complete change, dramatic change, new person
- 92 Realized there was real adversary (like Devil, evil)
- 94 Some change, unclear if positive/negative, NOT as major as code 90
- 95 No change, little change, temporary change, see codes 90, 94
- 96 Nothing relevant mentioned
- 98 Can't remember

ENTITY

- 1 God
- 2 Christ, Jesus
- 3 God and Christ/Jesus (both mentioned)
- 4 Lord (for mentions like "Lord God" just code "God")
- 5 Other major religious figures like Buddha, Mohammed, Mary, specific saints, does NOT include ministers or other contemporary religious leaders
- 6 No mention of religious entity

SCIENCE MODULE RECODE

(SCITEXT, EXPTEXT)

Intent of Recode

To codify open ended responses by general responses to science-related questions.

Method of Recode

Responses were assigned a number based on the respondents' understandings of science and the scientific method. SCITEXT is a recoded response to the first open-ended question on what it means to study something scientifically. EXPTEXT is a recoded response to the second open-ended question, which asked respondents to justify their response to a previous question on experimental design. Procedure for coding of STORMTXT and LITMSTXT was prepared by Jaqui C. Falkenheim from National Science Foundation.

SCITEXT

In analyses, the first three categories are considered to be correct, and are generally collapsed into a code “1” or “scientifically correct.” The last three categories are considered to be incorrect, and are collapsed into a code of “0” or “incorrect” in analyses.

1. Formulation of Theories, Test Hypotheses – The top category includes some notion of theory or hypothesis. However, if the response is simply ‘theory’ or ‘hypothesis’ with no elaboration then the response is coded as a ‘5.’

2. Do Experiments, Control Group – This does not include theory, but mentions experiment or control group. Key words for a response to be placed in this category are ‘control group,’ ‘experiment,’ or ‘controlled group.’

3. Rigorous, Systematic Comparison – This category understands scientific study as such things as being rigorous (repeated testing, over a long time), systematic (or orderly), unbiased, and replication. Responses mentioning the need for a ‘controlled study’ or ‘controlled environment’ will be classified here if they do not include additional information that would allow them to be categorized as a ‘1’ or ‘2.’

4. Measurement – This category includes the notion of something done ‘in a laboratory’ or focuses on quantitative methods such as surveys or polls or gathering facts without additional information to allow them to be categorized in one of the above categories. Responses simply indicating ‘testing’ are coded here.

5. Classification – These responses focus on more vague forms of research such as ‘investigate’ or ‘go to a library’ or ‘go in depth’ or ‘do research’.

6. Redundancies/Incorrect/Irrelevant – This category includes all incorrect responses as well as redundant responses that mention ‘what scientists do’ or ‘the scientific method’.

First open-ended question:

A13b: In your own words, could you tell me what it means to study something scientifically?

F1 INSTRUCTION: IF R SAYS “DON’T KNOW” OR REFUSES, REPEAT THE QUESTION.

A13c: You just said [FILL RESPONSE FROM A13B]. Do you have anything to add to that?

EXPTEXT

1. Correct (500 get drug), Control Group – The response includes the words ‘control group’ or ‘controlled group’ or ‘control sample.’ A response that simply mentions ‘control group’ should be coded as a ‘1’ unless the respondent elaborates incorrectly. This category also includes correct explanations of a control group through a description of those not getting drugs as ‘a control.’

2. Correct (500 get drug), Vague Reason – The respondent understands the need for comparison but does not include other more specific responses that would result in the response being coded as ‘1.’ This category includes implied comparisons as well (such comments as ‘see the difference’ or ‘need to contrast’ or ‘need a baseline’). This category also includes detailed listings of other factors that might lower blood pressure (rather than drugs) implying the need for comparison.

3. Correct (500 get drug), Wrong Reason – This would include reasons about sample size (e.g. “the second way is better because fewer people would be hurt”) as well as other incorrect reasons. This category also includes respondents who simply rephrase the method that is being used (e.g., “Well the second has two groups and the first only has one group”). The category also includes a simple mention of a ‘double blind study’ without additional information to categorize it as a ‘1’ or a ‘2.’

4. Correct (500 get drug), Don’t Know

5. Wrong (1000 get drug), Reservations about Control Group – e.g., “It wouldn’t be fair to the 500 who didn’t get the drug if the drug helps their problem”

6. Wrong (1000 get drug), Reservations about Sample – e.g. “With 1000 people you get twice as many examples”

7. Wrong (1000 get drug), Other Reason

8. Wrong (1000 get drug), Don’t Know

Second open-ended question:

A14b: Why is it better to test the drug this way? (Refers to R's response to EXPDESIGN)

F1 INSTRUCTION: IF R SAYS "DON'T KNOW" OR REFUSES, REPEAT THE QUESTION.

A14c: You just said [FILL RESPONSE FROM A14C]. Do you have anything to add to that?

STORMTEXT

Question 4: Lightning and thunder happen at the same time, but you see the lightning before you hear the thunder. Explain why this is so. [SELF-ADMINISTRATION CONDITION ONLY] Just enter your answer in the space below.

1. Complete: Respondent indicates that although the thunder and lightning occur at the same time, light travels faster than sound so the light gets to your eye before the sound reaches your ear. A complete response provides a correct explanation including the relative speeds at which light and sound travel.

For instance:

Light travels faster than sound

Sound waves are slower than light waves so you see then you hear the lightning and thunder

Sound travels slower than light

Light waves travel faster than sound waves

Lightening is light waves which travel at a much faster speed than the sound waves that make up the noise from thunder

Light is faster

Sound travels much slower than light so you see the light sooner at a distance

Thunder is a sound, lightning is visual. The speed of sound is less than the speed of light, so you see the light before you hear the sound.

because the sound waves are slower

2. Partial: Response addresses speed and uses terminology such as thunder for sound and lightning for light, or makes a general statement about speed but does not tell which is faster.

For instance:

Because the lightning is much faster than the thunder [this response addresses relative speed but lacks a comparison between the speeds of light and sound]

The sound of thunder takes time to travel [this response includes a reference to speed, but lacks a comparison between the speeds of light and sound]

One goes the speed of light and the other at the speed of sound [does not address the rate of speed]

differential in which sounds waves travel ... speed of sound

3. Unsatisfactory/Incorrect: Any response that does not relate or mention the faster speed of light or its equivalent, the slower speed of sound.

For instance:

You see it before you hear the sound

Light is first

Time

Lightening hits the ground first and then the thunder happens

Lightening happens faster

The atmosphere that the hot air coming over the cold air and the lightening comes

Because oh gosh I can't explain it I don't know, it has something to do with the speed of sound, x that's all I know

Lightening creates the difference in the air temperature which makes the boom

Because the storm was further out

Because it be raining

Because of static electricity

You hear... sound travels faster than the speed of light

thunder is the sound of light traveling at a certain speed, it is an after affect
 The sound is based off the distance from where one is standing to the lighting strike
 lighting is the electros that pushes the air apart and when it comes back together it goes bang
 because it's the distance
 something to do with the time, how far it is away
 thunder is from air moving back in after the lightening
 the time delay is because of the distance of the lightning

[8.] Don't know/don't recall/refuse to answer

Don't know

I can't recall

Refused

Left response in blank

[9.] Not asked

LITMSTXT

Question 5: A solution of hydrochloric acid (HCl) in water will turn blue litmus paper red. A solution of the base sodium hydroxide (NaOH) in water will turn red litmus paper blue. If the acid and base solutions are mixed in the right proportion, the resulting solution will cause neither red nor blue litmus paper to change color.

Explain why the litmus paper does not change color in the mixed solution. [SELF ADMINISTRATION CONDITION ONLY] Just enter your answer in the space below.

Correct: Responses must refer to neutralization or a chemical reaction that result in products that do not react with litmus paper. There are 3 categories that are correct (#1 through #3), one category partially correct (#4), and one incorrect (#5), then Don't know/refuse (#8), and Not asked (#9)

1) Response refers explicitly to the formation of water (and salt) from the neutralization reaction [The first 2 bullets are examples of correct responses from TIMMS]

Hydrochloric acid and sodium hydroxide will mix together to form water and salt, which is neutral

The hydrogen ions combine with the hydroxide ions to form water, so the litmus paper does not change color.

The litmus paper tests the concentration of h^+ ions or oh^- ions. When mixing the soluble HCl and the Na OH, the OH and H ions combine to form water, leaving no h^+ or oh^- for the paper to detect.

Acid and base neutralize each other and form salt NaCl

what is an acid an one is a base they cancel each other out and become water

2) Response refers to the neutralization (or equivalent) even if the specific reaction is not mentioned [The first 5 bullets are examples of correct responses from TIMMS]

When you mix acid and alkali, the mixture becomes neutral and has a pH of 7.

The HCl neutralizes the NaoH, and the NaoH neutralizes the HCl

The mixed solution is neutral, so litmus paper does not react

Acid+base=neutral solution

There is a neutralization reaction

The right mix creates a neutral solution that is neither acidic nor base

The chemical reaction that creates something which is neutral

Mixing turns the solution neutral

The acid is neutralized by the base, because the litmus paper detects acids or base, the solution is neutral

The liquid is neutral

It becomes neutral

Because acid and base neutralize to a ph of 7

The two chemicals combine to form molecules (H_2O and NaCl) that are neither acidic nor base.

The acidic and base solutions neutralize each other

The two solutions if properly mixed will not change the paper colors because they become neutral

They neutralize each other, the acid and base neutralize each other

Because the solution would be neutral as is the litmus paper

Neutral solution

Acid neutralizes base of pH

Both chemicals neutralize each other

Put an acid and base together it neutralizes it

The solutions cancel each other out making it neutral

Because acids neutralize bases, and the other way around

3) Response refers to a chemical reaction taking place (implicitly or explicitly) to form products that do not react with litmus paper (or similar), even if neutralization is not explicitly mentioned. [The first 3 bullets are examples of correct responses from TIMMS]

The acid and base react, and the new chemicals do not react with litmus paper

The chemicals that change the litmus paper must have a chemical reaction to each other. Therefore they will not change the color of the paper anymore

They form a new solution that has different properties and doesn't react with litmus

The HCl and NaOH when mixed in the right property balance each other out and become a neutral solution which would not trigger the litmus paper change

4) Partially correct: Mentions only that acid and bases are "balanced," "opposites," "cancel each other," or only that it changes to a salt without mentioning neutralization reaction [Respondent remembers the concept but the terminology is less precise, or the answer is partial]

They balance each other out

One solution will cancel out the effects of the other

They are counter acting chemical reactions

Because the pH is basically 7 meaning that it is water and water has no pH [first part is correct but 'water has no pH' is incorrect]

Because there is a balance

It changes it to a salt

Because the two different solutions when combined together counter act each other

Because the two are balanced

Because the asset in base solution have offset each other [asset=acid?]

Because the HCl and NaOH will balance each other

They basically nullify one another

There is a balance between the chemicals and this prevents the chemical reaction with the litmus paper.

the items in the mixed solution cancel each other out

acid and caustic mixed together make it neutral at the right mixture of both materials

Because it is becoming a complete new chemical or the structure of the chemical has changed

Ph balance

I think because they cancel each other out and it is a neutral effect

3. Incorrect: Response does not mention any of the above in #1 through #4 and/or is too partial or incomplete, and/or uses terminology that is too imprecise.

For instance:

Because they are base solutions - the two bases mixed together there is no reaction

There is no change. Both colors changing to the other

Because its mixed the right way and it won't change it. and if you mix it the wrong way, it will change it

Because of the acid

No water added

Because they neutralize the compound [experts at NSF indicate that the expression "neutralize the compound" is incorrect]

Something about the acid

It don't never turn green paper blue

Because its balanced x thats it

There is no pH difference

It is not strong enough which will just give you wet paper

Both are contacting each other

Sound like acid! It just sounds like acid. x Well the water change very fast and when you mix two different there's a puff of smoke and you have to be very careful. to me it's just like making homemade acid

Because it the acids are equal, so there's no reaction to change anything.
 because it was a bad batch of litmus paper
 Their offsetting
 you would have proper ph solution...nonacidic
 The two chemicals react in different ways when used by themselves, and in consecutive order. They form a separate chemical and react differently when combined together.
 A reaction between the two papers
 Because the solution is alkaline neutral

8. Don't know/don't recall/refused
 I don't know
 I don't recall
 No idea

9. Not asked

ETHNICITY RECODE

(ETH1-3, ETHNUM, SPETHNIC, SPETH1-3, SPETHNUM)

Intent of Recode

The ethnicity data, as originally collected, represent responses to two separate questions. One set of columns was used if the respondent was able to name one country of ancestral origin, and a different set was used if the respondent named more than one and chose one of them. If the respondent named more than one but was unable to choose between them, no summary ancestral origin was assigned. The question was recoded for two reasons: the data format was potentially cumbersome, and it was anticipated that some users would be interested in summary ancestral identification regardless of the method used to obtain that information. Therefore, summary ancestry and method of response were recoded as two separate variables. The first two columns contain country of ancestry if provided, the next six columns the first, second, and third ethnicity mentioned (if any mention) and the ninth column describes the conditions under which ancestry was given; i.e., volunteered as a first choice, given in response to a forced choice question, or not provided at all. Spouse's ethnicity is coded in a similar fashion.

Method of Recode

If only one country was provided as the country of ancestry, that country was listed as summary ethnicity in the first two columns, and the method of response, "names only one country," was coded as 1 in the third column. If the respondent named more than one country, he was asked to choose between them. The country chosen was considered the ethnicity, and the method of response, "names two or more countries and chooses one," was coded as 2. If more than one country was named and the respondent was unable to choose between them, no country was assigned as summary ethnicity, and "names two or more countries but can't choose" was coded as 3. If the respondent was unable to list any countries, no summary ethnicity was assigned and the method of response, "unable to name countries," was coded as 4.

Original Question

1596. From what countries or part of the world did your ancestors come?
IF SINGLE COUNTRY IS NAMED, REFER TO NATIONAL CODES BELOW, AND ENTER CODE NUMBER IN BOXES: . . .

IF MORE THAN ONE COUNTRY IS NAMED, REFER TO NATIONAL CODES BELOW, CODE UP TO 3 RESPONSES AND THEN ASK A . . .

FIRST MENTION		_____	
SECOND MENTION		_____	
THIRD MENTION		_____	

A. IF MORE THAN ONE COUNTRY NAMED: Which one of these countries do

you feel closer to?

IF ONE COUNTRY NAMED, REFER TO CODES BELOW,
AND ENTER CODE NUMBER IN BOX:

IF CAN'T DECIDE ON ONE COUNTRY, ENTER CODE 88.

NATIONAL CODES

Africa.....	01	Philippines.....	20
Austria.....	02	Poland.....	21
Canada (French).....	03	Puerto Rico.....	22
Canada (Other).....	04	Russia (USSR).....	23
China.....	05	Scotland.....	24
Czechoslovakia.....	06	Spain.....	25
Denmark.....	07	Sweden.....	26
England and Wales.....	08	Switzerland.....	27
Finland.....	09	Other (SPECIFY).....	29
France.....	10		
Germany.....	11	American Indian.....	30
Greece.....	12	India.....	31
Hungary.....	13	Portugal.....	32
Ireland.....	14	Lithuania.....	33
Italy.....	15	Yugoslavia.....	34
Japan.....	16	Rumania.....	35
Mexico.....	17	Belgium.....	36
Netherlands (Dutch/Holland).....	18	MORE THAN ONE COUNTRY/CAN'T	
Norway.....	19	DECIDE ON ONE.....	88
		DON'T KNOW.....	98

HISPANIC RECODE

(HISPANIC)

Intent of Recode

This variable combines two questions intended to address the Hispanic-ethnic heritage of all survey respondents. In line with the 2000 Census, this question was asked before the race questions to reduce the number of respondents replying "Hispanic" to their race.

Method of Recode

The filter question was asked of all respondents. Respondents who answered "no" to the filter question were automatically coded 1 on HISPANIC. Respondents who answered "yes" to the filter were given a hand card and asked the follow-up question. The hand card offered four options: 1) Mexican, Mexican American, Chicano/Chicana; 2) Puerto Rican; 3) Cuban; 4) Other Hispanic, please specify. Closed responses were coded accordingly. Open responses were tallied and appear in the final variable.

To reconcile inconsistencies of response and to give further information, HISPANIC was checked against race and ethnicity variables. If an ethnicity variable provided more information than the questions here, HISPANIC was updated accordingly.

Original Question

1601. IF R IS FEMALE, READ LATINA; IF MALE, READ LATINO.

Are you Spanish, Hispanic, or Latino/Latina?

- Yes..... (ASK A)1
- No (GO TO AMPROUD1)2

A. Which group are you from?

HAND
CARD
HG

Mexican, Mexican American, Chicano/Chicana.....	1
Puerto Rican.....	2
Cuban.....	3
Other _____.....	4

WORK SCHEDULE RECODE

(WORKDY, SPDAYS)

Intent of Recode

This question was included in the questionnaire by the NORC Sampling Department as a check on sample representativeness. Although collected for this purpose, we thought the information might be of interest to some users. Since the original seven-column code was too cumbersome for analytic purposes, the information was recoded, concentrating on the distinction between those working a regular week and those working mainly weekends.

Method of Recode

The work pattern of each respondent who worked full-time (35 hours or more) was examined and the pattern was recoded according to the following categories: a regular Monday through Friday week; a Monday through Friday plus Saturday or Sunday week; mainly weekends; or a week without a set schedule.

Original Question

WORKDY, SPDAYS. What days of the week do you normally work? CODE ALL THAT APPLY.

Monday.....	1
Tuesday.....	2
Wednesday.....	3
Thursday.....	4
Friday.....	5
Saturday.....	6
Sunday.....	7
No set schedule, varies.....	8

VOCABULARY TEST

(WORDA-J, WORDSUM)

Intent of Recode

A ten-item word test was administered to respondents; as indicated in the previous usage appendix, the ten items were selected from the twenty-item Gallup-Thorndike verbal intelligence Form A. This test, developed by R.L. Thorndike and Irving Lorge for use in survey research, appeared on Gallup surveys of the early 1940's. Reliability coefficients range from .80 to .85.

To minimize the admittedly small possibility that some form of publicity would affect the public's knowledge of the words included in the test, they are not reported here.

Method of Recode

For each of the ten words, there were five words (meanings) from which the respondent could choose. Each answer was scored as correct or incorrect, and the number of correct responses was summed. Respondents who did not attempt the test or who did not attempt a particular item are coded "9", No Answer.

WORDSUM provides the total number of words correct. Respondents who declined to guess on any of the words were given a score of "99".

Original Question

The original question had ten words appearing in a format identical to that of the example—Beast.

ASTROLOGICAL SIGN RECODE

(ZODIAC)

Intent of Recode

For users interested in examining astrological properties, birth date was recoded into the twelve signs of the zodiac.

Method of Recode

Birth date was mapped according to the following recode.

<u>Birth Date</u>	<u>Sign</u>
March 21 - April 19	Aries
April 20 - May 20	Taurus
May 21 - June 21	Gemini
June 22 - July 22	Cancer
July 23 - August 22	Leo
August 23 - September 22	Virgo
September 23 - October 23	Libra
October 24 - November 21	Scorpio
November 22 - December 21	Sagittarius
December 22 - January 19	Capricorn
January 20 - February 18	Aquarius
February 19 - March 20	Pisces

Original Question

See Age Recode.

APPENDIX E:
AGE AND COHORT DISTRIBUTIONS

Exact Age (PUNCH)	At Time of Interview (AGE) (N)	At Time of First Marriage (AGEWED) (N)	Exact Age (PUNCH)	At time of Interview (AGE) (N)	At Time of First Marriage (AGEWED) (N)
12	0	4	54	915	6
13	0	38	55	833	8
14	0	106	56	920	4
15	0	272	57	805	2
16	0	843	58	870	5
17	0	1453	59	811	1
18	212	2767	60	841	4
19	802	2886	61	747	1
20	844	2719	62	785	1
21	954	3324	63	763	2
22	998	2291	64	669	0
23	1160	1980	65	736	1
24	1140	1633	66	666	0
25	1279	1477	67	724	0
26	1263	978	68	655	1
27	1294	867	69	606	0
28	1345	603	70	642	1
29	1228	452	71	564	0
30	1346	454	72	568	0
31	1249	230	73	510	2
32	1346	238	74	540	0
33	1279	160	75	462	0
34	1308	119	76	463	0
35	1287	135	77	426	0
36	1270	72	78	396	0
37	1259	58	79	346	0
38	1268	62	80	300	0
39	1139	56	81	299	0
40	1200	62	82	256	0
41	1146	18	83	231	0
42	1111	35	84	205	0
43	1156	22	85	174	0
44	1082	12	86	160	0
45	1035	23	87	134	0
46	1036	9	88	110	0
47	1019	7	89 or older	313	1
48	1021	7	98 (Don't know)	1	19
49	1050	8	99 (No answer)	210	187
50	972	8	IAP (Never married, Not applicable)	0	32850
51	977	3			
52	934	9			
53	934	3			

BIRTH AND MARRIAGE COHORT DISTRIBUTIONS ¹

COHORT		
YEAR	Of birth	Of 1st marriage
1883 or earlier	2	0
1884	3	0
1885	7	0
1886	4	0
1887	13	0
1888	10	0
1889	21	0
1890	27	0
1891	27	0
1892	31	0
1893	34	0
1894	61	0
1895	55	0
1896	73	0
1897	72	0
1898	105	0
1899	123	0
1900	130	1
1901	138	1
1902	163	1
1903	173	1
1904	182	3
1905	219	3
1906	207	4
1907	263	4
1908	246	7
1909	330	14
1910	285	11
1911	318	14
1912	348	18
1913	371	26
1914	417	31
1915	428	46
1916	455	46
1917	483	74
1918	500	69
1919	530	63
1920	520	100
1921	582	102
1922	572	126
1923	605	124
1924	618	151
1925	607	137
1926	650	168
1927	638	178
1928	611	211
1929	608	213
1930	631	196
1931	596	193
1932	605	210
1933	582	236
1934	696	268
1935	696	286
1936	705	307
1937	711	296
1938	736	331
1939	764	354
1940	768	449
1941	813	392
1942	915	389

COHORT		
YEAR	Of birth	Of 1st marriage
1943	981	353
1944	982	358
1945	919	490
1946	1060	564
1947	1286	476
1948	1216	448
1949	1103	400
1950	1196	453
1951	1288	391
1952	1295	372
1953	1282	395
1954	1211	422
1955	1215	427
1956	1287	399
1957	1246	421
1958	1247	417
1959	1157	457
1960	1106	441
1961	1084	432
1962	981	437
1963	971	442
1964	974	579
1965	881	539
1966	802	544
1967	739	544
1968	786	564
1969	732	597
1970	758	651
1971	632	623
1972	585	593
1973	566	518
1974	548	481
1975	495	432
1976	479	398
1977	494	403
1978	413	342
1979	434	362
1980	398	330
1981	369	304
1982	309	288
1983	271	270
1984	269	202
1985	253	207
1986	195	162
1987	178	134
1988	140	117
1989	144	93
1990	92	74
1991	85	44
1992	57	38
1993	44	11
1994	38	2
1995	25	0
1996	6	0
9998 (Don't know)	0	0
9999 (No answer)	212	307
IAP (Never married)	0	33997

¹Birth cohort and marriage cohort data can be found in COHORT and MARCOHRT.

APPENDIX F:

OCCUPATIONAL CLASSIFICATION DISTRIBUTIONS

(OCC, PRESTIGE, WRKSLF, WRKGOVT, COMMUTE, INDUSTRY, OCC80, PRESTG80, INDUS80, OCC10, INDUS10, SPOCC, SPWRKSLF, SPIND, SPOCC80, SPPRES80, SPIND80, SPOCC10, SPIND10, PAOCC16, PAPRES16, PAWRKSLF, PAIND16, PAOCC80, PAPRES80, PAIND80, PAOCC10, PAIND10, MAOCC80, MAPRES80, MAWRKSLF, MAIND80, MAOCC10, MAIND10)

This appendix contains three five-digit occupational classifications. In the first classification, the first three digits are the 1970 U.S. Census occupational codes, and the last two digits are the Hodge-Siegel-Rossi Prestige Scores. In the second classification the first three digits are the 1980 U.S. Census occupational codes and the last two digits are the NORC/GSS prestige scores. The third uses 2010 U.S. Census occupational codes.

The U.S. Census Bureau has assigned a three-digit number code to each occupational title. A listing of codes pertinent to this study was taken from an index of approximately 23,000 occupational titles. These codes appear under the column headed "Punch, Occupation." For further detail, see U.S. Bureau of the Census, 1970 Census of Population, Alphabetical Index of Industries and Occupations, Washington, U.S. Government Printing Office, 1971; U.S. Bureau of the Census, 1970 Census of Population, Classified Index of Industries and Occupations, Washington, U.S. Government Printing Office, 1971.; 1980 Census of Population, Alphabetical Index of Industries and Occupations, Washington, U.S. Government Printing Office, 1981; and U.S. Bureau of the Census, 1980 Census of Population, Classified Index of Industries and Occupations, Washington, U.S. Government Printing Office, 1981.

The frequencies for each occupational classification are listed in this appendix for the respondent, the respondent's father, the respondent's spouse, and the respondent's mother.

1970 Occupational Classification PROFESSIONAL, TECHNICAL, AND KINDRED WORKERS	Punch		N		
	Occupation	Prestige Scores	Respondent	R's Father	R's Spouse
PROFESSIONAL AND SPECIALTY					
Accountants	001	57	228	175	159
Architects	002	71	29	26	13
<u>Computer specialists</u>					
Computer programmers	003	51*	73	13	38
Computer systems analysts	004	51*	50	13	32
Computer specialists, n.e.c.	005	51*	30	8	25
<u>Engineers</u>					
Aeronautical engineers	006	71	7	35	8
Chemical engineers	010	67	18	27	18
Civil engineers	011	68	49	80	36
Electrical and electronic engineers	012	69	63	105	52
Industrial engineers	013	54	43	40	33
Mechanical engineers	014	62	43	90	33
Metallurgical and materials engineers	015	56	5	6	0
Mining engineers	020	62	2	9	3
Petroleum engineers	021	67	6	4	1
Sales engineers	022	51	2	3	8
Engineers, n.e.c.	023	67	36	33	25
Farm management advisers	024	54	7	3	5
Foresters and conservationists	025	54	18	15	9
Home management advisers	026	54*	2	0	0
<u>Lawyers and judges</u>					
Judges	030	76*	7	8	3
Lawyers	031	76	94	94	71
<u>Librarians, archivists, and curators</u>					
Librarians	032	55	42	0	30
Archivists and curators	033	66	4	0	1
<u>Mathematical specialists</u>					
Actuaries	034	55*	1	2	1
Mathematicians	035	65	1	1	2
Statisticians	036	55	4	3	3
<u>Life and Physical scientists</u>					
Agricultural scientists	042	56	5	6	4
Atmospheric and space scientists	043	68*	2	1	0
Biological scientists	044	68	15	3	11
Chemists	045	69	33	45	24
Geologists	051	67	11	3	4
Marine scientists	052	68*	0	0	0
Physicists and astronomers	053	74	2	5	6
Life and Physical scientists, n.e.c.	054	68	1	1	2
Operations and systems researchers and analysts	055	51	10	4	6
Personnel and labor relations workers	056	56	74	28	52
<u>Physicians, dentists, and related practitioners</u>					
Chiropractors	061	60	7	9	7
Dentists	062	74	27	40	14
Optometrists	063	62	7	8	6
Pharmacists	064	61	23	37	19

	Punch		N		
	Occupation	Prestige Scores	Respondent	R's Father	R's Spouse
Physicians, including osteopaths	065	82	53	112	49
Podiatrists	071	37	1	3	0
Veterinarians	072	60	7	12	1
Health practitioners, n.e.c.	073	51*	3	2	0
<u>Nurses, dieticians, and therapists</u>					
Dieticians	074	52	16	1	14
Registered nurses	075	62	370	2	207
Therapists	076	37	51	4	38
<u>Health technologists and technicians</u>					
Dental hygienists	080	61*	76	4	28
Health record technologists and technicians	081	61	15	1	7
Radiologic technologists and technicians	082	61*	7	0	3
Therapy assistants	083	61*	27	2	12
Health technologists and technicians, n.e.c.	084	37	2	0	1
	085	47	49	4	24
<u>Religious workers</u>					
Clergymen	086	69	56	159	42
Religious workers, n.e.c.	090	56	13	8	4
<u>Social scientists</u>					
Economists	091	57	34	8	17
Political scientists	092	66*	0	0	0
Psychologists	093	71	22	8	12
Sociologists	094	66	2	2	1
Urban and regional planners	095	66*	4	2	2
Social scientists, n.e.c.	096	66	4	0	1
<u>Social and recreation workers</u>					
Social workers	100	52	118	20	57
Recreation workers	101	49	22	6	4
<u>Teachers, college and university</u>					
Agriculture teachers	102	78	3	6	2
Atmospheric, earth, marine, and space teachers	103	78	0	0	0
Biology teachers	104	78	4	7	4
Chemistry teachers	105	78	5	7	3
Physics teachers	110	78	5	2	0
Engineering teachers	111	78	2	1	3
Mathematics teachers	112	78	8	4	5
Health specialists teachers	113	78	22	0	6
Psychology teachers	114	78	4	7	2
Business and commerce teachers	115	78	8	6	5
Economics teachers	116	78	7	3	5
History teachers	120	78	4	6	4
Sociology teachers	121	78	2	2	1
Social science teachers, n.e.c.	122	78	7	1	4
Art, drama, and music teachers	123	78	17	4	7
Coaches and physical education teachers	124	78	8	6	8
Education teachers	125	78	5	1	4
English teachers	126	78	14	4	8
Foreign language teachers	130	78	10	4	5
Home economics teachers	131	78	3	0	0
Law teachers	132	78	1	0	0
Theology teachers	133	78	0	2	1
Trade, industrial, and technical teachers	134	78	8	3	2
Miscellaneous teachers, college and university	135	78	9	7	2

	Punch		N		
	Occupation	Prestige Scores	Respondent	R's Father	R's Spouse
Teachers, college and university, subject not specified	140	78	20	11	15
<u>Teachers, except college and university</u>					
Adult education teachers	141	43*	27	4	11
Elementary school teachers	142	60	525	44	307
Pre-kindergarten and kindergarten teachers	143	60*	58	1	49
Secondary school teachers	144	63	322	74	165
Teachers, except college and university, n.e.c.	145	43	92	10	56
<u>Engineering and science technicians</u>					
Agriculture and biological technicians, except health	150	47*	10	4	4
Chemical technicians	151	47*	18	15	18
Draftsmen	152	56	50	48	39
Electrical and electronic engineering technicians	153	47*	82	29	38
Industrial engineering technicians	154	47*	10	5	4
Mechanical engineering technicians	155	47*	5	5	2
Mathematical technicians	156	47*	0	3	0
Surveyors	161	53	13	12	8
Engineering and science technicians, n.e.c.	162	47	54	17	30
<u>Technicians, except health, engineering, and science</u>					
Airplane pilots	163	70	11	11	12
Air traffic controllers	164	43*	6	4	4
Embalmers	165	52	0	1	0
Flight engineers	170	47*	0	3	1
Radio operators	171	43	8	0	4
Tool programmers, numerical control	172	47*	0	0	1
Technicians, n.e.c.	173	47	26	6	17
Vocational and educational counselors	174	51	37	6	20
<u>Writers, artists, and entertainers</u>					
Actors	175	55	8	2	3
Athletes and kindred workers	180	51	19	11	15
Authors	181	60	10	0	5
Dancers	182	38	6	2	4
Designers	183	58	38	20	20
Editors and reporters	184	51	52	31	27
Musicians and composers	185	46	41	22	22
Painters and sculptors	190	56	61	18	23
Photographers	191	41	27	14	12
Public relations men and publicity writers	192	57	45	10	17
Radio and television announcers	193	51	8	4	4
Writers, artists, and entertainers, n.e.c.	194	51*	32	14	13
Research workers, not specified	195	51	28	10	12
Professional, technical, and kindred workers--allocated	196	51*	0	0	0
MANAGERS AND ADMINISTRATORS, EXCEPT FARM					
Assessors, controllers, and treasurers, local public administration	201	61*	15	7	10
Bank officers and financial managers	202	72	137	91	84
Buyers and shippers, farm products	203	41	4	28	6
Buyers, wholesale and retail trade	205	50	40	23	27
Credit Men	210	49	21	9	19
Funeral directors	211	52*	15	9	12
Health administrators	212	61*	45	13	20
Construction inspectors, public administration	213	41	8	5	8
Inspectors, except construction, public administration	215	41	36	31	31
Managers and superintendents, building	216	38	47	25	26
Office managers, n.e.c.	220	50*	143	40	77
Officers, pilots, and pursers; ship	221	60	6	29	6
Officials and administrators; public administration, n.e.c.	222	61	113	98	56
Officials of lodges, societies, and unions	223	58	8	20	19

	Punch		N		
	Occupation	Prestige Scores	Respondent	R's Father	R's Spouse
Postmasters and mail superintendents	224	58	13	24	6
Purchasing agents and buyers, n.e.c.	225	48	47	46	41
Railroad conductors	226	41	16	54	10
Restaurant, cafeteria and bar managers	230	39	170	107	79
Sales managers and department heads, retail trade	231	50	140	81	100
Sales managers, except retail trade	233	50*	89	78	56
School administrators, college	235	61*	25	10	14
School administrators, elementary and secondary	240	60*	70	54	52
Managers and administrators, n.e.c.	245	50	1418	2248	1067*
Managers and administrators, except farm--allocated	246	50*	0	0	0
SALES WORKERS					
Advertising agents and salesmen	260	42	24	15	11
Auctioneers	261	32	2	1	2
Demonstrators	262	28	14	0	7
Hucksters and peddlers	264	18	53	35	25
Insurance agents, brokers, and underwriters	265	47	139	152	106
Newsboys	266	15	11	8	4
Real estate agents and brokers	270	44	117	99	75
Stocks and bonds salesmen	271	51	28	23	14
Salesmen and sales clerks, n.e.c.	280	34	884	530	564
Sales representatives, manufacturing industries	281	49	19	19	8
Sales representatives, wholesale trade	282	40	12	16	8
Sales clerks, retail trade	283	29	47	11	40
Salesmen, retail trade	284	29	11	11	7
Salesmen of services and construction	285	34*	7	2	5
Sales workers--allocated	296	34*	0	0	0
CLERICAL AND KINDRED WORKERS					
Bank tellers	301	50	83	6	69
Billings clerks	303	45	46	2	36
Bookkeepers	305	48	460	56	259
Cashiers	310	31	383	11	168
Clerical assistants, social welfare	311	36*	6	1	2
Clerical supervisors, n.e.c.	312	36*	70	18	32
Collectors, bill and account	313	26	20	2	9
Counter clerks, except food	314	36*	95	9	42
Dispatchers and starters, vehicle	315	34	21	14	16
Enumerators and interviewers	320	36*	14	0	9
Estimators and investigators, n.e.c.	321	36*	107	33	62
Expeditors and production controllers	323	36*	70	36	37
File clerks	325	30	67	3	34
Insurance adjusters, examiners, and investigators	326	48	43	23	31
Library attendants and assistants	330	41	22	0	19
Mail carriers, post office	331	42	66	117	50
Mailhandlers, except post office	332	36*	30	3	10
Messengers and office boys	333	19	24	4	10
Meter readers, utilities	334	36*	10	15	9
<u>Office machine operators</u>					*
Bookkeeping and billing machine operators	341	45	31	0	18
Calculating machine operator	342	45	12	0	4
Computer and peripheral equipment operators	343	45	111	6	61
Duplicating machine operators	344	45	4	0	1
Keypunch operators	345	45	69	2	47
Tabulating machine operators	350	45	1	0	3
Office machine operators, n.e.c.	355	45	22	0	11

	Punch		N		
	Occupation	Prestige Scores	Respondent	R's Father	R's Spouse
Payroll and timekeeping clerks	360	41	59	15	25
Postal clerks	361	43	79	74	44
Proofreaders	362	36	12	2	4
Real estate appraisers	363	43	8	7	3
Receptionists	364	39	134	2	84
<u>Secretaries</u>					
Secretaries, legal	370	46	76	0	42
Secretaries, medical	371	46	91	0	36
Secretaries, n.e.c.	372	46	1035	7	612
Shipping and receiving clerks	374	29	109	64	51
Statistical clerks	375	36	46	16	18
Stenographers	376	43	45	2	8
Stock clerks and storekeepers	381	23	130	69	87
Teacher aides, except school monitors	382	36	101	0	55
Telegraph messengers	383	30	0	0	1
Telegraph operators	384	44	17	10	10
Telephone operators	385	40	137	1	63
Ticket, station, and express agents	390	35	24	17	16
Typists	391	41	156	1	69
Weighers	392	36	13	7	6
Miscellaneous clerical workers	394	36	322	30	136
Not specified clerical workers	395	36	240	46	134
Clerical and kindred workers--allocated	396	36*	0	0	0
CRAFTSMEN AND KINDRED WORKERS					
Automobile accessories installers	401	47*	1	0	1
Bakers	402	34	38	67	14
Blacksmiths	403	36	6	65	3
Boilermakers	404	31	8	21	4
Bookbinders	405	31	16	7	11
Brickmasons and stonemasons	410	36	52	147	23
Brickmasons and stonemasons, apprentices	411	36	5	4	1
Bulldozer operators	412	33	24	50	32
Cabinetmakers	413	39	17	54	15
Carpenters	415	40	273	630	192
Carpenter apprentices	416	40	9	2	2
Carpet installers	420	47	13	9	17
Cement and concrete finishers	421	32	15	31	15
Compositors and typesetters	422	38	34	47	21
Printing trades apprentices, except pressmen	423	40	0	1	1
Cranemen, derrickmen, and hoistmen	424	39	61	85	37
Decorators and window dressers	425	37	27	9	9
Dental laboratory technicians	426	47	5	6	12
Electricians	430	49	146	200	79
Electrician apprentices	431	41	2	3	0
Electric power linemen and cablemen	433	39	26	31	25
Electrotypers and stereotypers	434	38	0	1	0
Engravers, except photoengravers	435	41	4	6	4
Excavating, grading and road machine operators, except bulldozer	436	33	61	90	52
Floor layers, except tile setters	440	40	3	2	3
Foremen, n.e.c.	441	45	325	696	292
Forgemen and hammermen	442	36	2	10	6
Furniture and wood finishers	443	29	13	17	9
Furriers	444	35	1	4	0
Glaziers	445	26	6	9	9
Heat treaters, annealers, and temperers	446	36	3	5	1
Inspectors, scalers, and graders:lumber	450	31	6	14	4
Inspectors, n.e.c.	452	31	81	80	44

	Punch		N		
	Occupation	Prestige Scores	Respondent	R's Father	R's Spouse
Jewelers and watchmakers	453	37	9	22	14
Job and die setters, metal	454	48	14	20	2
Locomotive engineers	455	51	21	72	14
Locomotive firemen	456	36	2	12	0
Machinists	461	48	113	232	96
Machinist apprentices	462	41	6	2	2
<u>Mechanics and repairmen</u>					
Air cond., heating, and refrigeration	470	37	45	34	30
Aircraft	471	48	36	41	30
Automobile body repairmen	472	37	36	31	24
Automobile mechanics	473	37	165	270	152
Automobile mechanic apprentices	474	37	0	4	0
Data processing machine repairmen	475	34*	6	3	13
Farm implements	480	33	6	11	7
Heavy equipment mechanics, including diesel	481	33*	144	164	107
Household appliance and accessory installers and mechanics	482	33*	22	28	13
Loom fixers	483	30	2	13	3
Office machines	484	34	12	5	10
Radio and television	485	35	16	20	18
Railroad and car shop	486	37	10	87	9
Mechanic, except auto, apprentices	491	41	1	3	1
Miscellaneous mechanics and repairmen	492	35	103	90	61
Not specified mechanics and repairmen	495	35	21	28	15
Millers; grain, flour, and feed	501	25	1	10	1
Millwrights	502	40	26	50	21
Molders, metal	503	39	9	38	10
Molder, apprentices	504	39	0	0	0
Motion picture projectionists	505	34	4	5	1
Opticians, and lens grinders and polishers	506	51	8	4	1
Painters, construction and maintenance	510	30	99	179	59
Painter apprentices	511	30	1	0	1
Paperhangers	512	24	2	8	3
Pattern and model makers, except paper	514	39	8	13	2
Photoengravers and lithographers	515	40	10	14	11
Piano and organ tuners and repairmen	516	32	4	4	1
Plasterers	520	33	6	26	4
Plasterer apprentices	521	33	0	0	0
Plumber and pipe fitters	522	41	90	173	69
Plumber and pipe fitter apprentices	523	41	5	9	6
Power station operators	525	39	4	11	6
Pressmen and plate printers, printing	530	40	41	41	28
Pressmen apprentices	531	40	0	1	1
Rollers and finishers, metal	533	36	6	15	5
Roofers and slaters	534	31	25	33	20
Sheetmetal workers and tinsmiths	535	37	42	53	26
Sheetmetal apprentices	536	37	0	0	2
Shipfitters	540	36	2	5	0
Shoe repairmen	542	33	5	30	2
Sign painters and letterers	543	30	3	8	4
Stationary engineers	545	35	33	82	19
Stone cutters and stone carvers	546	33	1	5	1
Structural metal craftsmen	550	36	26	28	23
Tailors	551	41	22	68	14
Telephone installers and repairmen	552	39	42	35	34
Telephone linemen and splicers	554	39	20	14	14
Tile setters	560	36	7	11	5
Tool and die makers	561	42	39	82	24
Tool and die maker apprentices	562	41	2	0	0
Upholsterers	563	30	20	24	17
Specified craft apprentices, n.e.c.	571	41	0	1	0
Not specified apprentices	572	41	2	0	0
Craftsmen and kindred workers, n.e.c.	575	47	9	33	16
Former members of the Armed Forces	580	47*	46	104	27

	Punch		N		
	Occupation	Prestige Scores	Respondent	R's Father	R's Spouse
Craftsmen and kindred workers--allocated	586	47*	0	0	0
Current members of the Armed Forces	590 ^a	47*	165	191	150
OPERATIVES, EXCEPT TRANSPORT					
Asbestos and insulation workers	601	28	5	2	6
Assemblers	602	27	321	145	177
Blasters and powdermen	603	32	2	5	0
Bottling and canning operatives	604	23	15	9	9
Chainmen, roadmen, and axmen; surveying	605	39	2	0	0
Checkers, examiners, and inspectors; manufacturing	610	36	162	71	104
Clothing ironers and pressers	611	18	51	10	27
Cutting operatives, n.e.c.	612	26	73	51	40
Dressmakers and seamstresses,not factory	613	32	53	3	15
Drillers, earth	614	27	11	35	13
Dry wall installers and lathers	615	27	19	11	10
Dyers	620	25	4	9	2
Filers, polishers, sanders, and buffers	621	19	30	37	18
Furnacemen, smeltermen, and pourers	622	33	20	47	13
Garage workers and gas station attendants	623	22	55	21	17
Graders and sorters, manufacturing	624	33	13	5	10
Produce graders and packers, except factory and farm	625	19	13	5	7
Heaters, metal	626	33	3	3	2
Laundry and dry cleaning operatives,n.e.c	630	18	80	32	34
Meat cutters and butchers, except manufacturing	631	32	33	71	26
Meat cutters and butchers, manufacturing	633	28	38	41	25
Meat wrappers, retail trade	634	19	6	1	10
Metal platers	635	29	9	7	2
Milliners	636	33	5	1	3
Mine operatives, n.e.c.	640	26	99	573	80
Mixing operatives	641	29	15	22	14
Oilers and greasers, except auto	642	24	6	7	2
Packers and wrappers, n.e.c	643	19	180	43	87
Painters, manufactured articles	644	29	29	24	16
Photographic process workers	645	36	18	3	12
<u>Precision machine operatives</u>					
Drill press operatives	650	29	26	14	9
Grinding machine operatives	651	29	24	28	23
Lathe and milling machine operatives	652	29	31	28	18
Precision machine operatives, n.e.c	653	29*	19	14	7
Punch and stamping press operatives	656	29	52	26	27
Riveters and fasteners	660	29	8	9	9
Sailors and deckhands	661	34	7	22	4
Sawyers	662	28	16	53	16
Sewers and stitchers	663	25	356	22	202
Shoemaking machine operatives	664	32*	13	17	11
Solderers	665	29	14	2	5
Stationary firemen	666	33	17	72	11
<u>Textile operatives</u>					
Carding, lapping, and combing operatives	670	29	2	5	0
Knitters, loopers, and toppers	671	29	18	3	9
Spinners, twisters, and winders	672	25	56	18	24
Weavers	673	25	15	14	6
Textile operatives, n.e.c.	674	29	41	37	18
Welders and flame-cutters	680	40	146	200	116
Winding operatives, n.e.c.	681	29	23	6	10
Machine operatives, miscellaneous specified	690	32*	287	229	176
Machine operatives, not specified	692	32*	89	95	60
Miscellaneous operatives	694	32*	139	129	97
Not specified operatives	695	32	118	312	86
Operatives, except transport--allocated	696	32*	0	0	0

	Punch		N		
	Occupation	Prestige Scores	Respondent	R's Father	R's Spouse
TRANSPORT EQUIPMENT OPERATIVES					
Boatmen and canalmen	701	37	1	3	2
Bus drivers	703	32	73	64	52
Conductors and motormen, urban rail transit	704	28	1	23	2
Deliverymen and routemen	705	28	120	201	91
Fork lift and tow motor operatives	706	29	64	53	51
Motormen; mine, factory, logging camp, etc.	710	27	8	15	6
Parking attendants	711	22	3	3	3
Railroad brakemen	712	35	6	27	6
Railroad switchmen	713	33	8	36	14
Taxicab drivers and chauffeurs	714	22	36	59	18
Truck drivers	715	32	341	548	279
Transport equipment operatives-allocated	726	29	0	0	0
LABORERS, EXCEPT FARM					
Animal caretakers, except farm	740	29	29	3	12
Carpenters' helpers	750	23	13	5	4
Construction laborers, except carpenters' helpers	751	17	189	330	105
Fishermen and oystermen	752	30	9	25	5
Freight and material handlers	753	17	142	144	78
Garbage collectors	754	17	26	34	12
Gardeners and groundkeepers, except farm	755	23	83	101	47
Longshoremen and stevedores	760	24	11	33	7
Lumbermen, raftsmen, and woodchoppers	761	26	27	99	15
Stockhandlers	762	17	105	23	45
Teamsters	763	12	1	15	1
Vehicle washers and equipment cleaners	764	17	19	18	14
Warehousemen, n.e.c.	770	20	42	29	27
Miscellaneous laborers	780	17*	148	323	80
Not specified laborers	785	17	70	228	53
Laborers, except farm-allocated	796	17*	0	0	0
FARMERS AND FARM MANAGERS					
Farmers (owners and tenants)	801	41	412	4032	276
Farm managers	802	44	12	66	7
Farmers and farm managers-allocated	806	41*	0	0	0
FARMERS LABORERS AND FARM FOREMEN					
Farm foremen	821	35	5	32	6
Farm laborers, wage workers	822	18	143	451	77
Farm laborers, unpaid family workers	823	18	11	9	11
Farm service laborers, self-employed	824	27	2	14	1
Farm laborers, farm foremen, and kindred workers-allocated	846	19	0	0	0
SERVICE WORKERS, EXCEPT PRIVATE HOUSEHOLD					
<u>Cleaning service workers</u>					
Chambermaids and maids, except private household	901	14	83	0	21
Cleaners and charwomen	902	12	215	37	77
Janitors and sextons	903	16	256	205	179
<u>Food service workers</u>					
Bartenders	910	20	57	31	22
Busboys	911	22	16	2	2
Cooks, except private household	912	26	319	77	141
Dishwashers	913	22	43	4	14
Food counters and fountain workers	914	15	85	4	38

	Punch		N		
	Occupation	Prestige Scores	Respondent	R's Father	R's Spouse
Waiters	915	20	436	12	188
Food service workers, n.e.c. except private household	916	22	141	3	56
<u>Health service workers</u>					
Dental assistants	921	48	39	0	28
Health aides, except nursing	922	48*	98	6	37
Health trainees	923	36	2	0	0
Midwives	924	23	2	0	1
Nursing aides, orderlies, and attendants	925	36	388	22	175
Practical nurses	926	42	165	1	85
<u>Personal service workers</u>					
Airline stewardesses	931	36	7	0	6
Attendants, recreation and amusement	932	15	33	4	8
Attendants, personal service, n.e.c.	933	14	42	6	15
Baggage porters and bell hops	934	14	5	9	1
Barbers	935	38	21	99	18
Boarding and lodging housekeepers	940	22	8	2	4
Bootblacks	941	9	0	2	0
Child care workers, except private households	942	25	92	0	41
Elevator operators	943	21	7	7	2
Hairdressers and cosmetologists	944	33	196	3	111
Personal service apprentices	945	14*	1	0	0
Housekeepers, except private households	950	36	51	3	14
School monitors	952	22*	14	1	6
Ushers, recreation and amusement	953	15	1	0	1
Welfare service aides	954	14	17	0	6
<u>Protective service workers</u>					
Crossing guards and bridge tenders	960	24	16	6	5
Firemen, fire protection	961	44	49	87	37
Guards and watchmen	962	22	131	101	70
Marshals and constables	963	46	2	5	1
Policemen and detectives	964	48	96	162	69
Sheriffs and bailiffs	965	55	20	17	10
Service workers, except private household-allocated	976	25	0	0	0
PRIVATE HOUSEHOLD WORKERS					
Child care workers, private household	980	23	93	0	37
Cooks, private household	981	18	12	1	8
Housekeepers, private household	982	25	116	1	28
Laundresses, private household	983	18	5	0	0
Maids and servants, private household	984	18	279	2	77
Private household workers-allocated	986	18*	0	0	0
(Not applicable: Unemployed, No father substitute, Not married, Disabled, Retired, No answer, and Don't know)	BK	BK	30820	32787	40523

Note: ^aThe code for current members of the Armed Forces, not normally included in the U.S. Census definition of the civilian population labor force.

1980 Census Occupational Category	Punch		N			
	1980 Census Code	1989 Prestige Scores	Respondent	R's Father	R's Spouse	R's Mother
MANAGERIAL AND PROFESSIONAL SPECIALTY OCCUPATIONS						
<u>Executive, Administrative, and Managerial Occupations</u>						
Legislators	003	61	4	9	3	1
Chief Executives and General Admin., Public Admin.	004	70	5	15	2	1
Administrators and Officials, Public Administration	005	51	151	147	89	39
Administrators, Protective Service	006	54	13	19	10	0
Financial Managers	007	59	131	67	83	38
Personnel and Labor Relations Managers	008	54	34	19	21	15
Purchasing Managers	009	63	26	17	18	3
Managers, Marketing, Advertising, and Public Relations	013	59	171	112	95	18
Administrators, Education and Related Fields	014	64	188	145	106	40
Managers, Medicine and Health	015	69	126	22	59	38
Managers, Properties and Real Estate	016	39	115	49	65	26
Postmasters and Mail Superintendents	017	53	9	28	6	12
Funeral Directors	018	49	13	22	5	5
Managers and Administrators, n.e.c.	019	51	1939	1881	1156	461
Accountants and Auditors	023	65	351	265	173	142
Underwriters	024	48	6	2	1	4
Other Financial Officers	025	48	186	51	88	53
Management Analysts	026	61	110	11	31	5
Personnel, Training, and Labor Relations Specialists	027	43	124	43	90	37
Purchasing Agents and Buyers, Farm Products	028	42	5	19	5	1
Buyers, Wholesale and Retail Trade Except Farm Products	029	50	38	19	20	14
Purchasing Agents and Buyers	033	41	67	55	30	8
Business and Promotion Agents	034	51	16	4	5	4
Construction Inspectors	035	47	14	18	8	0
Inspectors/Compliance Officers, Except Construction	036	50	64	79	45	7
Management Related Occupations, n.e.c.	037	49	190	14	55	55
<u>Professional Specialty Occupations</u>						
Architects	043	73	42	45	23	7
Aerospace Engineers	044	72	28	71	21	1
Metallurgical and Materials Engineers	045	61	4	14	3	0
Mining Engineers	046	60	3	8	3	0
Petroleum Engineers	047	66	6	13	1	0
Chemical Engineers	048	73	19	54	10	3
Nuclear Engineers	049	63	1	6	7	0
Civil Engineers	053	69	68	161	46	4
Agricultural Engineers	054	60	0	1	0	0
Electrical and Electronic Engineers	055	64	113	212	94	7
Industrial Engineers	056	62	58	35	40	2
Mechanical Engineers	057	64	76	164	47	2
Marine and Naval Architects	058	59	1	6	2	0
Engineers, n.e.c.	059	71	87	85	38	0
Surveyors and Mapping Scientists	063	51	10	17	11	1
Computer Systems Analysts and Scientists	064	74	265	59	135	16
Operations and Systems Researchers and Analysts	065	53	14	4	11	1
Actuaries	066	44	2	0	2	0
Statisticians	067	56	8	3	4	0
Mathematical Scientists, n.e.c.	068	63	2	3	2	1
Physicists and Astronomers	069	73	4	14	4	1
Chemists, Except Biochemists	073	73	31	60	24	7
Atmospheric and Space Scientists	074	63	4	6	1	0
Geologists and Geodesists	075	70	8	7	7	1
Physical Scientists, n.e.c.	076	73	9	5	7	0
Agricultural and Food Scientists	077	58	11	12	7	3
Biological and Life Scientists	078	73	26	2	10	9
Forestry and Conservation Scientists	079	55	7	16	8	0
Medical Scientists	083	64	9	3	9	5
Physicians	084	86	115	179	91	25
Dentists	085	72	28	51	20	6
Veterinarians	086	62	11	21	11	3
Optometrists	087	67	7	10	8	2

	Punch		N			
	1980	1989	Respondent	R's Father	R's Spouse	R's Mother
	Census Code	Prestige Scores				
Podiatrists	088	65	3	3	1	0
Health Diagnosing Practitioners, n.e.c.	089	50	15	10	9	1
Registered Nurses	095	66	588	17	297	705
Pharmacists	096	68	35	43	20	14
Dietitians	097	56	26	2	15	35
Inhalation Therapists	098	63	16	5	10	3
Occupational Therapists	099	56	16	0	10	5
Physical Therapists	103	61	31	1	22	13
Speech Therapists	104	61	29	0	12	10
Therapists, n.e.c.	105	62	30	1	11	6
Physicians' Assistants	106	61	15	6	7	7
Earth, Environmental, and Marine Science Teachers	113	74	6	2	0	1
Biological Science Teachers	114	74	6	7	3	2
Chemistry Teachers	115	74	4	5	1	3
Physics Teachers	116	74	3	3	1	0
Natural Science Teachers, n.e.c.	117	74	2	0	2	0
Psychology Teachers	118	74	8	3	2	1
Economics Teachers	119	74	6	9	3	1
History Teachers	123	74	7	3	4	3
Political Science Teachers	124	74	5	2	3	0
Sociology Teachers	125	74	0	2	0	1
Social Science Teachers, n.e.c.	126	74	2	1	1	1
Engineering Teachers	127	74	7	11	2	1
Mathematical Science Teachers	128	74	19	12	5	3
Computer Science Teachers	129	74	4	2	4	0
Medical Science Teachers	133	74	3	5	5	0
Health Specialties Teachers	134	74	11	1	10	4
Business, Commerce, and Marketing Teachers	135	74	5	11	5	1
Agriculture and Forestry Teachers	136	74	2	6	1	0
Art, Drama, and Music Teachers	137	74	22	9	11	6
Physical Education Teachers	138	74	2	2	4	1
Education Teachers	139	74	4	1	6	2
English Teachers	143	74	31	5	10	9
Foreign Language Teachers	144	74	17	3	3	1
Law Teachers	145	74	4	3	2	0
Social Work Teachers	146	74	3	0	0	0
Theology Teachers	147	74	3	6	3	0
Trade and Industrial Teachers	148	74	5	2	3	0
Home Economics Teachers	149	74	2	0	1	0
Teachers, Postsecondary, n.e.c.	153	74	6	10	5	2
Postsecondary Teachers, Subject Not Specified	154	74	64	38	30	15
Teachers, Prekindergarten and Kindergarten	155	55	110	1	58	79
Teachers, Elementary School	156	64	695	129	382	624
Teachers, Secondary School	157	66	361	185	177	227
Teachers, Special Education	158	65	49	2	17	28
Teachers, n.e.c.	159	46	183	41	83	66
Counselors, Educational and Vocational	163	57	80	14	38	21
Librarians	164	54	62	2	33	55
Archivists and Curators	165	52	11	2	4	2
Economists	166	63	62	19	23	7
Psychologists	167	69	66	17	24	9
Sociologists	168	61	1	0	0	0
Social Scientists, n.e.c.	169	65	8	5	4	3
Urban Planners	173	52	11	2	2	1
Social Workers	174	52	276	43	107	100
Recreation Workers	175	38	20	0	5	10
Clergy	176	69	81	197	56	2
Religious Workers, n.e.c.	177	44	21	5	10	9
Lawyers	178	75	176	168	115	12
Judges	179	71	5	10	2	5
Authors	183	63	33	3	10	1
Technical Writers	184	54	25	6	3	2
Designers	185	47	159	47	51	56
Musicians and Composers	186	47	56	25	23	16
Actors and Directors	187	58	47	7	19	4
Painters, Sculptors, Craft-Artists, and Printmakers	188	52	83	21	33	28

	Punch		N			
	1980 Census Code	1989 Prestige Scores	Respondent	R's Father	R's Spouse	R's Mother
Photographers	189	45	36	24	21	4
Dancers	193	53	11	0	4	0
Artists, Performers, and Related Workers, n.e.c.	194	36	25	12	11	5
Editors and Reporters	195	60	83	23	33	35
Public Relations Specialists	197	48	56	17	20	7
Announcers	198	55	10	3	6	2
Athletes	199	65	32	4	7	0

TECHNICAL, SALES, AND ADMINISTRATIVE SUPPORT OCCUPATIONS

Technicians and Related Support Occupations

Clinical Laboratory Technologists and Technicians	203	68	99	8	43	30
Dental Hygienists	204	52	22	0	15	19
Health Record Technologists and Technicians	205	52	11	0	7	5
Radiologic Technicians	206	58	37	10	21	11
Licensed Practical Nurses	207	60	150	6	69	147
Health Technologists and Technicians, n.e.c.	208	57	118	6	46	28
Electrical and Electronic Technicians	213	60	144	51	77	9
Industrial Engineering Technicians	214	40	3	5	0	0
Mechanical Engineering Technicians	215	54	4	1	0	0
Engineering Technicians, n.e.c.	216	48	52	24	25	3
Drafting Occupations	217	51	60	60	19	6
Surveying and Mapping Technicians	218	36	9	11	4	0
Biological Technicians	223	32	18	7	8	4
Chemical Technicians	224	38	37	18	15	3
Science Technicians, n.e.c.	225	44	31	15	21	4
Airplane Pilots and Navigators	226	61	37	65	24	0
Air Traffic Controllers	227	65	12	12	3	1
Broadcast Equipment Operators	228	43	21	15	8	5
Computer Programmers	229	61	145	61	74	28
Tool Programmers, Numerical Control	233	48	2	1	1	0
Legal Assistants	234	57	82	3	29	30
Technicians, n.e.c.	235	41	121	48	44	14

Sales Occupations

Supervisors and Proprietors, Sales Occupations	243	44	713	841	406	259
Insurance Sales Occupations	253	45	160	215	86	43
Real Estate Sales Occupations	254	49	218	98	106	104
Securities and Financial Services Sales Occupations	255	53	86	31	43	5
Advertising and Related Sales Occupations	256	39	42	15	24	4
Sales Occupations, Other Business Services	257	32	87	34	51	15
Sales Engineers	258	53	8	3	4	0
Sales Rep., Mining, Manufacturing, and Wholesale	259	49	285	364	164	37
Sales Workers, Motor Vehicles and Boats	263	34	60	115	31	6
Sales Workers, Apparel	264	30	126	20	52	125
Sales Workers, Shoes	265	28	19	9	13	13
Sales Workers, Furniture and Home Furnishings	266	31	42	28	24	18
Sales Workers, Radio, TV, Hi-Fi, and Appliances	267	31	38	27	18	9
Sales Workers, Hardware and Building Supplies	268	32	40	33	22	7
Sales Workers, Parts	269	30	32	27	15	3
Sales Workers, Other Commodities	274	32	513	159	214	419
Sales Counter Clerks	275	34	50	16	17	22
Cashiers	276	29	648	16	192	348
Street and Door-To-Door Sales Workers	277	22	98	30	34	58
News Vendors	278	19	16	9	7	8
Demonstrators, Promoters and Models, Sales	283	32	18	0	5	5
Auctioneers	284	39	0	0	0	0
Sales Support Occupations, n.e.c.	285	36	12	4	8	0

Administrative Support Occupations, Including Clerical

Supervisors, General Office	303	51	145	25	62	50
Supervisors, Computer Equipment Operators	304	54	14	6	2	2
Supervisors, Financial Records Processing	305	52	19	12	11	10
Chief Communications Operators	306	49	5	7	8	4
Supervisors, Distribution, Scheduling, and Adjusting Clerks	307	42	48	50	29	8
Computer Operators	308	50	66	13	34	13

	Punch		N			
	1980 Census Code	1989 Prestige Scores	Respondent	R's Father	R's Spouse	R's Mother
Peripheral Equipment Operators	309	40	4	0	4	1
Secretaries	313	46	968	14	490	1084
Stenographers	314	47	25	4	15	17
Typists	315	40	66	1	30	31
Interviewers	316	49	30	4	14	9
Hotel Clerks	317	32	31	0	10	8
Transportation Ticket and Reservation Agents	318	35	34	12	22	15
Receptionists	319	39	231	6	122	95
Information Clerks, n.e.c.	323	34	13	0	5	0
Classified-Ad Clerks	325	31	3	0	2	2
Correspondence Clerks	326	35	3	0	1	1
Order Clerks	327	31	92	8	27	26
Personnel Clerks, Except Payroll and Timekeeping	328	36	20	7	6	15
Library Clerks	329	29	48	3	14	14
File Clerks	335	36	27	2	10	13
Records Clerks	336	31	44	4	25	14
Bookkeepers, Accounting and Auditing Clerks	337	47	424	55	231	352
Payroll and Timekeeping Clerks	338	42	47	10	16	33
Billing Clerks	339	31	72	1	35	13
Cost and Rate Clerks	343	28	11	4	7	2
Billing, Posting, and Calculating Machine Operators	344	35	27	0	12	3
Duplicating Machine Operators	345	35	3	0	3	2
Mail Preparing and Paper Handling Machine Operators	346	36	2	0	0	0
Office Machine Operators, n.e.c.	347	39	8	0	3	1
Telephone Operators	348	40	91	4	26	103
Telegraphers	349	45	1	6	1	1
Communications Equipment Operators, n.e.c.	353	33	2	2	1	1
Postal Clerks, Excluding Mail Carriers	354	42	89	67	35	52
Mail Carriers, Postal Service	355	47	77	159	45	23
Mail Clerks, Excluding Postal Service	356	32	44	12	14	10
Messengers	357	22	35	6	14	0
Dispatchers	359	35	37	23	29	11
Production Coordinators	363	42	49	11	27	7
Traffic, Shipping and Receiving Clerks	364	33	158	59	69	31
Stock and Inventory Clerks	365	27	132	46	59	27
Meter Readers	366	34	11	19	7	0
Weighers, Measurers, and Checkers	368	28	15	9	5	4
Samplers	369	35	1	0	0	0
Expeditors	373	43	73	13	25	17
Material Recording, Scheduling and Distributing Clerks, n.e.c.	374	24	7	2	3	4
Insurance Adjusters, Examiners, and Investigators	375	47	87	18	30	19
Investigators and Adjusters, Except Insurance	376	40	201	14	73	46
Eligibility Clerks, Social Welfare	377	46	11	0	9	3
Bill and Account Collectors	378	24	33	5	16	11
General Office Clerks	379	34	414	58	162	223
Bank Tellers	383	43	111	8	58	101
Proofreaders	384	43	6	1	1	10
Data-Entry Keyers	385	41	121	6	40	43
Statistical Clerks	386	38	14	1	5	5
Teachers' Aides	387	43	106	1	54	88
Administrative Support Occupations, n.e.c.	389	33	212	21	96	63

SERVICE OCCUPATIONS

Private Household Occupations

Launderers and Ironers	403	23	4	1	1	33
Cooks, Private Household	404	30	13	2	7	19
Housekeepers and Butlers	405	34	29	1	9	58
Child Care Workers, Private Household	406	29	127	1	42	61
Private Household Cleaners and Servants	407	23	242	8	66	510

Protective Service Occupations

Supervisors, Firefighting and Fire Prevention Occupations	413	60	7	6	4	0
Supervisors, Police and Detectives	414	62	20	21	7	1
Supervisors, Guards	415	38	18	6	9	0
Fire Inspection and Fire Prevention Occupations	416	60	8	11	5	0

	Punch		N			
	1980 Census Code	1989 Prestige Scores	Respondent	R's Father	R's Spouse	R's Mother
Firefighting Occupations	417	53	56	108	28	1
Police and Detectives, Public Service	418	60	144	198	78	21
Sheriffs, Bailiffs, and Other Law Enforcement Officers	423	48	36	25	21	2
Correctional Institution Officers	424	40	56	31	42	3
Crossing Guards	425	32	16	0	8	11
Guards and Police, Excluding Public Service	426	42	140	109	62	35
Protective Service Occupations	427	37	14	2	7	1
<u>Armed Forces¹</u>						
Former Member of the Armed Forces	430	49	48	92	29	0
Current Member of the Armed Forces	431	49	114	328	93	20
¹ These codes are not part of the 1980 Census Occupational Classification. They are codes used by NORC.						
<u>Service Occupations, Except Protective and Household</u>						
Supervisors, Food Preparation and Service Occupations	433	35	100	24	45	40
Bartenders	434	25	97	28	26	36
Waiters and Waitresses	435	28	466	25	113	451
Cooks, Except Short Order	436	31	377	96	131	419
Short-Order Cooks	437	28	15	3	3	6
Food Counter, Fountain and Related Occupations	438	23	49	1	8	10
Kitchen Workers, Food Preparation	439	24	78	8	20	29
Waiters/Waitresses' Assistants	443	21	86	7	28	32
Miscellaneous Food Preparation Occupations	444	17	160	11	42	148
Dental Assistants	445	45	49	0	33	36
Health Aids, Except Nursing	446	51	188	6	60	50
Nursing Aides, Orderlies and Attendants	447	42	625	15	184	460
Supervisors, Cleaning and Building Service Workers	448	36	57	31	25	15
Maids and Housemen	449	20	198	13	66	207
Janitors and Cleaners	453	22	532	320	221	211
Elevator Operators	454	28	1	5	2	4
Pest Control Occupations	455	32	13	14	9	0
Supervisors, Personal Service Occupations	456	37	14	6	4	7
Barbers	457	36	18	66	11	4
Hairdressers and Cosmetologists	458	36	241	15	101	199
Attendants, Amusement and Recreation Facilities	459	25	46	10	17	10
Guides	463	29	6	0	7	0
Ushers	464	20	2	0	0	3
Public Transportation Attendants	465	42	19	7	11	8
Baggage Porters and Bellhops	466	27	6	9	4	1
Welfare Service Aides	467	46	65	3	16	26
Child Care Workers, Except Private Household	468	36	269	2	122	177
Personal Service Occupations, n.e.c.	469	25	66	6	24	28
<u>FARMING, FOREST, AND FISHING OCCUPATIONS</u>						
<u>Farm Operators and Managers</u>						
Farmers, Except Horticultural	473	40	223	2844	144	91
Horticultural Specialty Farmers	474	37	16	21	5	0
Managers, Farms, Except Horticultural	475	48	17	59	6	1
Managers, Horticultural Specialty Farms	476	48	10	23	5	1
<u>Farm Occupations, Except Managerial</u>						
Supervisors, Farm Workers	477	44	6	22	2	2
Farm Workers	479	23	146	452	43	140
Marine Life Cultivation Workers	483	31	31	0	1	0
Nursery Workers	484	26	11	6	0	9
<u>Related Agricultural Occupations</u>						
Supervisors, Related Agricultural Occupations	485	36	22	21	10	1
Groundskeepers and Gardeners, Except Farm	486	29	129	122	75	4
Animal Caretakers, Except Farm	487	21	29	10	11	6
Graders and Sorters, Agricultural Products	488	31	7	1	0	3
Inspectors, Agricultural Products	489	49	2	0	1	0
<u>Forestry and Logging Occupations</u>						
Supervisors, Forestry and Logging Workers	494	44	1	11	1	0

	Punch		N			
	1980 Census Code	1989 Prestige Scores	Respondent	R's Father	R's Spouse	R's Mother
Forestry Workers, Except Logging	495	39	7	6	3	1
Timber Cutting and Logging Occupations	496	31	19	107	14	1
<u>Fishers, Hunters, and Trappers</u>						
Captains and Other Officers, Fishing Vessels	497	43	1	2	3	0
Fishers	498	34	19	60	4	1
Hunters and Trappers	499	23	23	2	1	0
PRECISION PRODUCTION, CRAFT, AND REPAIR OCCUPATIONS						
<u>Mechanics and Repairers</u>						
Supervisors, Mechanics and Repairers	503	50	54	74	40	2
Automobile Mechanics, Except Apprentices	505	40	206	405	126	4
Automobile Mechanic Apprentices	506	34	34	1	0	0
Bus, Truck, and Stationary Engine Mechanics	507	44	73	123	38	1
Aircraft Engine Mechanics	508	53	29	38	20	1
Small Engine Repairers	509	28	13	18	4	0
Automobile Body and Related Repairers	514	31	60	68	23	1
Aircraft Mechanics, Excluding Engine	515	53	19	16	12	0
Heavy Equipment Mechanics	516	45	42	80	27	0
Farm Equipment Mechanics	517	36	5	25	3	0
Industrial Machinery Repairers	518	30	69	168	36	5
Machinery Maintenance Occupations	519	26	5	13	1	0
Electronic Repairers, Communications and Industrial Equipment	523	39	51	49	14	1
Data Processing Equipment Repairers	525	51	20	14	17	0
Household Appliance and Power Tool Repairers	526	38	23	30	11	0
Telephone Line Installers and Repairers	527	41	29	47	9	0
Telephone Installers and Repairers	529	36	30	56	24	4
Misc. Electrical and Electronic Equipment Repairers	533	39	17	18	5	0
Heating, Air Conditioning, and Refrigeration Mechanics	534	42	73	54	33	0
Camera, Watch, and Musical Instrument Repairers	535	35	6	17	8	2
Locksmiths and Safe Repairers	536	39	10	5	5	0
Office Machine Repairers	538	37	9	7	8	0
Mechanical Controls and Valve Repairers	539	36	5	3	3	0
Elevator Installers and Repairers	543	39	5	12	5	0
Millwrights	544	43	19	50	19	1
Specified Mechanics and Repairers, n.e.c.	547	32	46	60	28	1
Not Specified Mechanics and Repairers	549	44	38	58	26	1
<u>Construction Trades</u>						
Supervisors, Brickmasons, Stonemasons, and Title Setters	553	50	2	6	1	0
Supervisors, Carpenters and Related Work	554	50	5	4	7	0
Supervisors, Electricians and Power Transmission Installers	555	50	13	19	8	0
Supervisors, Painters, Paperhangers, and Plasterers	556	50	4	7	2	0
Supervisors, Plumbers, Pipefitters, and Steamfitters	557	50	6	11	5	0
Supervisors, n.e.c.	558	54	143	276	111	0
Brickmasons and Stonemasons, Except Apprentices	563	36	48	132	24	1
Brickmasons and Stonemasons Apprentices	564	26	26	1	3	0
Tile Setters, Hard and Soft	565	31	16	17	7	0
Carpet Installers	566	34	16	25	10	0
Carpenters, Except Apprentices	567	39	320	594	151	1
Carpenter Apprentices	569	29	29	1	0	0
Drywall Installers	573	34	28	27	6	0
Electricians, Except Apprentices	575	51	158	313	116	5
Electrician Apprentices	576	41	9	2	5	0
Electrical Power Installers and Repairers	577	46	25	41	19	0
Painters, Construction and Maintenance	579	34	94	166	51	3
Paperhangers	583	31	7	8	2	3
Plasterers	584	35	6	24	4	0
Plumbers, Pipefitters, and Steamfitters, Except Apprentices	585	45	134	224	80	0
Plumber, Pipefitter, and Steamfitter Apprentices	587	35	2	4	2	0
Concrete and Terrazzo Finishers	588	38	19	26	12	0
Glaziers	589	30	5	10	6	0
Insulation Workers	593	33	11	7	8	0
Paving, Surfacing, and Tamping Equipment Operators	594	33	2	1	4	1
Roofers	595	37	48	37	23	1

	Punch		N			
	1980 Census Code	1989 Prestige Scores	Respondent	R's Father	R's Spouse	R's Mother
Sheetmetal Duct Installers	596	35	12	16	5	1
Structural Metal Workers	597	43	23	56	16	0
Drillers, Earth	598	40	4	13	4	0
Construction Trades, n.e.c.	599	36	40	68	19	0
<u>Extractive Occupations</u>						
Supervisors, Extractive Occupations	613	44	10	33	2	0
Drillers, Oil Well	614	42	5	23	5	0
Explosives Workers	615	38	2	8	0	0
Mining Machine Operators	616	35	14	211	5	2
<u>Precision Production Occupations</u>						
Mining Occupations, n.e.c.	617	29	9	49	3	0
Supervisors, Production Occupations	633	47	254	525	188	62
Tool and Die Makers, Except Apprentices	634	43	35	134	20	1
Tool and Die Maker Apprentices	635	33	33	0	0	0
Precision Assemblers, Metal	636	31	6	14	5	3
Machinists, Except Apprentices	637	47	106	317	73	6
Machinist Apprentices	639	35	1	0	0	0
Boilermakers	643	40	4	30	6	0
Precision Grinders, Fitters, and Tool Sharpeners	644	26	2	5	6	0
Patternmakers and Model Makers, Metal	645	38	1	5	2	0
Lay-Out Workers	646	30	30	3	0	0
Precious Stones and Metals Workers	647	45	13	10	9	3
Engravers, Metal	649	38	1	3	1	0
Sheet Metal Workers, Except Apprentices	653	50	22	50	12	0
Sheet Metal Worker, Apprentices	654	38	1	0	0	0
Miscellaneous Precision Metal Workers	655	36	2	0	1	0
Patternmakers and Model Makers, Wood	656	39	39	2	1	0
Cabinet Makers and Bench Carpenters	657	44	24	25	16	5
Furniture and Wood Finishers	658	39	13	17	8	3
Miscellaneous Precision Woodworkers	659	36	2	3	0	0
Dressmakers	666	36	43	3	23	191
Tailors	667	42	15	42	5	20
Upholsterers	668	35	26	19	9	5
Shoe Repairers	669	36	10	36	1	5
Apparel and Fabric Patternmakers	673	37	2	1	2	0
Miscellaneous Precision Apparel and Fabric Workers	674	34	5	4	3	14
Hand Molders and Shapers, Except Jewelers	675	32	10	17	3	2
Patternmakers, Lay-Out Workers, and Cutters	676	28	6	6	3	1
Optical Goods Workers	677	38	21	13	8	5
Dental Laboratory and Medical Appliance Technicians	678	56	12	11	4	5
Bookbinders	679	32	12	7	4	10
Electrical and Electronic Equipment Assemblers	683	28	43	12	19	55
Miscellaneous Precision Workers, n.e.c.	684	30	8	9	2	2
Butchers and Meat Cutters	686	35	49	128	27	19
Bakers	687	35	46	53	23	29
Food Batchmakers	688	30	14	10	4	13
Inspectors, Testers, and Graders	689	42	32	38	21	12
Adjusters and Calibrators	693	40	4	2	1	0
Water and Sewage Treatment Plant Operators	694	38	13	10	10	0
Power Plant Operators	695	43	6	7	5	0
Stationary Engineers	696	40	29	68	13	1
Miscellaneous Plant and System Operators	699	43	8	21	12	1
OPERATORS, FABRICATORS, AND LABORERS						
<u>Machine Operators, Assemblers, and Inspectors</u>						
Lathe and Turning Machine Set-Up Operators	703	41	8	5	4	0
Lathe and Turning Machine Operators	704	37	11	19	7	2
Milling and Planing Machine Operators	705	32	2	4	1	0
Punching and Stamping Press Machine Operators	706	35	32	19	17	10
Rolling Machine Operators	707	40	1	10	1	0
Drilling and Boring Machine Operators	708	37	12	12	4	2
Grinding, Abrading, Buffing, and Polishing Machine Operators	709	23	28	26	16	3
Forging Machine Operators	713	36	3	8	0	0

	Punch		N			
	1980 Census Code	1989 Prestige Scores	Respondent	R's Father	R's Spouse	R's Mother
Miscellaneous Metal, Plastic, Stone, and Glass Working Machine Operators	715	29	5	5	2	2
Fabricating Machine Operators, n.e.c.	717	38	7	4	7	12
Molding and Casting Machine Operators	719	34	36	41	21	11
Metal Plating Machine Operators	723	36	8	8	12	2
Heat Treating Equipment Operators	724	40	4	4	2	0
Miscellaneous Metal and Plastic Processing Machine Operators	725	35	3	2	3	0
Wood Lathe, Routing and Planing Machine Operators	726	37	4	3	1	1
Sawing Machine Operators	727	34	32	74	15	1
Shaping and Joining Machine Operators	728	30	1	0	1	1
Nailing and Tacking Machine Operators	729	27	2	0	0	1
Miscellaneous Woodworking Machine Operators	733	22	11	10	1	2
Printing Machine Operators	734	39	84	82	30	12
Photoengravers and Lithographers	735	40	11	10	5	1
Typesetters and Compositors	736	40	14	23	7	7
Miscellaneous Printing Machine Operators	737	37	16	2	8	5
Winding and Twisting Machine Operators	738	30	32	15	10	42
Knitting, Looping, Taping, and Weaving Machine Operators	739	34	19	21	6	40
Textile Cutting Machine Operators	743	28	7	0	3	310
Textile Sewing Machine Operators	744	28	210	23	83	410
Shoe Machine Operators	745	33	17	10	6	37
Pressing Machine Operators	747	29	32	10	13	35
Laundering and Dry Cleaning Machine Operators	748	32	73	35	13	88
Miscellaneous Textile Machine Operators	749	33	33	45	12	52
Cementing and Gluing Machine Operators	753	35	8	1	5	3
Packaging and Filling Machine Operators	754	25	47	20	19	75
Extruding and Forming Machine Operators	755	32	10	5	4	3
Mixing and Blending Machine Operators	756	26	20	32	15	5
Separating, Filtering, and Clarifying Machine Operators	757	30	14	30	11	4
Compressing and Compacting Machine Operators	758	30	2	4	0	1
Painting and Paint Spraying Machine Operators	759	30	38	35	16	5
Roasting and Baking Machine Operators, Food	763	23	1	1	0	0
Washing, Cleaning, and Pickling Machine Operators	764	25	2	2	1	1
Folding Machine Operators	765	28	4	0	2	7
Furnace, Kiln, and Oven Operators, Except Food	766	40	31	96	18	1
Crushing and Grinding Machine Operators	768	31	6	15	4	3
Slicing and Cutting Machine Operators	769	34	36	22	15	11
Motion Picture Projectionists	773	38	5	5	1	1
Photographic Process Machine Operators	774	38	22	1	7	10
Miscellaneous and Not Specified Machine Operators, n.e.c.	777	30	195	175	84	68
Machine Operators, Not Specified	779	33	176	375	96	197
Welders and Cutters	783	42	140	244	75	13
Solderers and Blazers	784	33	17	3	3	10
Assemblers	785	35	284	233	145	321
Hand Cutting and Trimming Occupations	786	26	5	1	2	5
Hand Molding, Casting, and Forming Occupations	787	33	8	6	4	8
Hand Painting, Coating, and Decorating Occupations	789	31	11	11	4	3
Hand Engraving and Printing Occupations	793	42	1	0	3	0
Hand Grinding and Polishing Occupations	794	35	35	1	0	0
Miscellaneous Hand Working Occupations	795	32	12	9	4	3
Production Inspectors, Checkers, and Examiners	796	36	175	87	82	73
Production Testers	797	38	16	10	6	3
Production Samplers and Weighers	798	42	1	0	0	18
Graders and Sorters, Except Agricultural	799	33	19	12	10	29
<u>Transportation and Material Moving Occupations</u>						
Supervisors, Motor Vehicle Operators	803	38	20	17	6	2
Truck Drivers, Heavy	804	30	485	863	305	7
Truck Drivers, Light	805	30	112	100	76	7
Driver-Sales Workers	806	24	38	98	32	4
Bus Drivers	808	32	128	80	63	75
Taxicab Drivers and Chauffeurs	809	28	57	87	25	9
Parking Lot Attendants	813	21	7	3	3	0
Motor Transportation Occupations, n.e.c.	814	25	3	3	1	0
Railroad Conductors and Yardmasters	823	42	15	86	8	0
Locomotive Operating Occupations	824	41	17	72	9	0
Railroad Brake, Signal, and Switch Operators	825	40	6	58	4	0

	Punch		N			
	1980 Census Code	1989 Prestige Scores	Respondent	R's Father	R's Spouse	R's Mother
Rail Vehicle Operators, n.e.c.	826	47	47	6	1	0
Ship Captains and Mates, Except Fishing Boats	828	54	1	15	2	0
Sailors and Deckhands	829	34	4	19	5	0
Marine Engineers	833	43	43	0	1	0
Bridge, Lock and Lighthouse Tenders	834	28	28	1	1	0
Supervisors, Material Moving Equipment Operators	843	45	6	10	6	1
Operating Engineers	844	50	75	109	42	0
Longshore Equipment Operators	845	34	3	6	1	0
Hoist and Winch Operators	848	36	4	4	1	0
Crane and Tower Operators	849	42	20	64	17	1
Excavating and Loading Machine Operators	853	38	19	17	11	0
Grader, Dozer, and Scraper Operators	855	34	11	31	9	0
Industrial Truck and Tractor Equipment Operators	856	35	102	85	62	4
Miscellaneous Material Moving Equipment Operators	859	27	53	34	25	3
<u>Handlers, Equipment Cleaners, Helpers, and Laborers, n.e.c.</u>	863	27	6	6	3	0
Helpers, Mechanics and Repairers	864	33	2	1	1	0
Helpers, Construction Trades	865	30	10	4	4	1
Helpers, Surveyor	866	38	3	2	1	0
Helpers, Extractive Occupations	867	38	1	0	0	0
Construction Laborers	869	36	327	537	154	8
Production Helpers	873	31	8	4	6	1
Garbage Collectors	875	28	9	32	13	1
Stevedores	876	37	5	38	6	0
Stock Handlers and Baggers	877	23	120	31	50	48
Machine Feeders and Offbearers	878	37	16	5	4	8
Freight, Stock, and Material Handlers, n.e.c.	883	27	112	84	45	3
Garage and Service Station Related Occupations	885	21	30	29	8	3
Vehicle Washers and Equipment Cleaners	887	19	35	23	17	6
Hand Packers and Packagers	888	22	131	31	46	97
Laborers, Except Construction	889	24	300	645	161	213
Don't know	998	IAP	1	53	5	15
No answer	999	IAP	324	769	280	483
Not applicable (Unemployed, No father substitute, Not married, Disabled, Retired)	IAP	IAP	23328	28773	39474	40276

2010 Census Occupational Category	Punch 2010 Census Code	Prestige Scores	R	N		
				R's Father	R's Spouse	R's Mother
MANAGEMENT, PROFESSIONAL, AND RELATED OCCUPATIONS	0010-3540					
Management, business, and financial operations occupations	0010-0950					
<u>Management occupations</u>	0010-0430					
Chief executives	10		28	39	19	7
General and operations managers	20		34	23	9	4
Legislators	30		0	1	0	1
Advertising and promotions managers	40		1	4	1	0
Marketing and sales managers	50		27	12	14	3
Public relations and fundraising managers	60		3	0	0	0
Administrative services managers	100		3	3	2	1
Computer and information systems managers	110		12	5	8	0
Financial managers	120		39	19	24	7
Compensation and benefits managers	135		1	0	0	1
Human resources managers	136		10	3	3	5
Training and development managers	137		2	0	0	0
Industrial production managers	140		11	29	3	2
Purchasing managers	150		9	6	5	1
Transportation, storage, and distribution managers	160		12	13	6	1
Farmers, ranchers, and other agricultural managers	205		12	244	4	11
Construction managers	220		21	52	26	0
Education administrators	230		23	12	12	8
Architectural and engineering managers	300		3	4	1	0
Food service managers	310		21	25	10	11
Funeral service managers	325		0	2	0	1
Gaming managers	330		2	0	3	0
Lodging managers	340		4	4	2	6
Medical and health services managers	350		15	2	12	17
Natural sciences managers	360		2	0	1	1
Postmasters and mail superintendents	400		1	5	0	0
Property, real estate, and community association managers	410		15	15	8	7
Social and community service managers	420		12	2	5	6
Emergency management directors	425		0	0	0	0
Managers, all other	430		63	76	43	21
<u>Business and financial operations occupations</u>	0500-0950					
Agents and business managers of artists, performers, and athletes	500		3	0	0	0
Buyers and purchasing agents, farm products	510		2	2	0	1
Wholesale and retail buyers, except farm products	520		4	6	1	2
Purchasing agents, except wholesale, retail, and farm products	530		6	11	7	3
Claims adjusters, appraisers, examiners, and investigators	540		10	3	4	5
Compliance officers	565		3	7	2	0
Cost estimators	600		1	1	1	0
Human resources workers	630		21	10	9	8
Compensation, benefits, and job analysis specialists	640		3	0	0	0
Training and development specialists	650		3	0	3	0
Logisticians	700		5	1	1	0
Management analysts	710		22	5	12	1
Meeting, convention, and event planners	725		2	0	0	1
Fundraisers	726		0	0	1	0
Market research analysts and marketing specialists	735		7	1	5	0
Business operations specialists, all other	740		6	2	7	7
Accountants and auditors	800		53	33	24	39
Appraisers and assessors of real estate	810		5	4	0	0
Budget analysts	820		1	1	1	0

	Code	Score	R	Father	Spouse	Mother
Credit analysts	830		0	0	0	0
Financial analysts	840		5	0	0	0
Personal financial advisors	850		7	1	5	0
Insurance underwriters	860		3	0	1	1
Financial examiners	900		1	0	2	0
Credit counselors and loan officers	910		6	2	4	5
Tax examiners and collectors, and revenue agents	930		3	3	2	2
Tax preparers	940		8	0	2	4
Financial specialists, all other	950		1	0	0	1
Professional and related occupations	1000-3540					
<u>Computer and mathematical occupations</u>	1000-1240					
Computer and information research scientists	1005		0	0	0	0
Computer systems analysts	1006		17	4	9	7
Information security analysts	1007		1	1	2	0
Computer programmers	1010		8	15	8	9
Software developers, applications and systems software	1020		31	2	20	1
Web developers	1030		6	0	3	0
Computer support specialists	1050		16	0	7	0
Database administrators	1060		1	1	5	2
Network and computer systems administrators	1105		8	2	3	0
Computer network architects	1106		2	2	0	0
Computer occupations, all other	1107		5	2	2	2
Actuaries	1200		0	0	0	0
Mathematicians	1210		0	0	0	0
Operations research analysts	1220		3	0	2	1
Statisticians	1230		0	0	0	1
Miscellaneous mathematical science occupations	1240		0	0	0	0
<u>Architecture and engineering occupations</u>	1300-1560					
Architects, except naval	1300		4	7	3	2
Surveyors, cartographers, and photogrammetrists	1310		2	4	0	1
Aerospace engineers	1320		4	7	2	0
Agricultural engineers	1330		0	1	0	1
Biomedical engineers	1340		0	0	0	0
Chemical engineers	1350		0	5	1	0
Civil engineers	1360		10	24	8	1
Computer hardware engineers	1400		2	2	2	1
Electrical and electronics engineers	1410		13	24	6	1
Environmental engineers	1420		0	2	1	1
Industrial engineers, including health and safety	1430		10	7	4	1
Marine engineers and naval architects	1440		0	0	0	0
Materials engineers	1450		1	5	0	0
Mechanical engineers	1460		14	27	13	0
Mining and geological engineers, including mining safety engineers	1500		0	2	0	0
Nuclear engineers	1510		1	1	0	0
Petroleum engineers	1520		0	1	1	0
Engineers, all other	1530		5	16	4	0
Drafters	1540		3	5	3	1
Engineering technicians, except drafters	1550		14	7	8	1
Surveying and mapping technicians	1560		2	0	0	0
<u>Life, physical, and social science occupations</u>	1600-1965					
Agricultural and food scientists	1600		1	2	0	0
Biological scientists	1610		4	3	1	1
Conservation scientists and foresters	1640		2	3	2	0
Medical scientists	1650		7	0	2	1
Life scientists, all other	1660		0	0	0	0
Astronomers and physicists	1700		0	2	0	0

	Code	Score	R	Father	Spouse	Mother
Atmospheric and space scientists	1710		1	0	0	0
Chemists and materials scientists	1720		1	3	4	1
Environmental scientists and geoscientists	1740		7	2	3	0
Physical scientists, all other	1760		5	4	2	0
Economists	1800		2	2	0	0
Survey researchers	1815		0	0	0	0
Psychologists	1820		8	1	6	5
Sociologists	1830		0	0	0	0
Urban and regional planners	1840		1	0	0	0
Miscellaneous social scientists and related workers	1860		2	0	4	0
Agricultural and food science technicians	1900		0	1	1	1
Biological technicians	1910		1	0	0	0
Chemical technicians	1920		3	2	5	0
Geological and petroleum technicians	1930		1	1	0	0
Nuclear technicians	1940		0	0	0	0
Social science research assistants	1950		0	0	0	0
Miscellaneous life, physical, and social science technicians	1965		5	3	2	3
<u>Community and social service occupations</u>	2000–2060					
Counselors	2000		21	6	8	9
Social workers	2010		27	3	16	17
Probation officers and correctional treatment specialists	2015		3	1	0	2
Social and human service assistants	2016		4	0	2	4
Miscellaneous community and social service specialists, including health educators and community health workers	2025		4	1	3	0
Clergy	2040		9	32	4	0
Directors, religious activities and education	2050		0	0	0	0
Religious workers, all other	2060		1	0	0	1
<u>Legal occupations</u>	2100–2160					
Lawyers	2100		22	25	20	5
Judicial law clerks	2105		1	0	1	0
Judges, magistrates, and other judicial workers	2110		1	2	1	1
Paralegals and legal assistants	2145		10	1	3	6
Miscellaneous legal support workers	2160		10	2	3	7
<u>Education, training, and library occupations</u>	2200–2550					
Postsecondary teachers	2200		46	40	22	22
Preschool and kindergarten teachers	2300		25	0	11	22
Elementary and middle school teachers	2310		92	11	33	97
Secondary school teachers	2320		58	29	24	51
Special education teachers	2330		16	0	6	14
Other teachers and instructors	2340		22	6	9	15
Archivists, curators, and museum technicians	2400		3	1	0	2
Librarians	2430		7	3	4	13
Library technicians	2440		1	0	0	1
Teacher assistants	2540		29	0	12	25
Other education, training, and library workers	2550		2	1	4	
<u>Arts, design, entertainment, sports, and media occupations</u>	2600–2960					
Artists and related workers	2600		5	3	0	4
Designers	2630		14	5	9	13
Actors	2700		0	1	0	1
Producers and directors	2710		5	1	0	0
Athletes, coaches, umpires, and related workers	2720		4	4	0	0
Dancers and choreographers	2740		0	0	0	0
Musicians, singers, and related workers	2750		6	6	3	5
Entertainers and performers, sports and related workers, all other	2760		0	0	1	0
Announcers	2800		2	3	0	0
News analysts, reporters and correspondents	2810		1	2	0	3

	Code	Score	R	Father	Spouse	Mother
Public relations specialists	2825		2	1	4	1
Editors	2830		9	2	1	1
Technical writers	2840		2	1	1	1
Writers and authors	2850		8	1	3	1
Miscellaneous media and communication workers	2860		5	0	0	0
Broadcast and sound engineering technicians and radio operators	2900		5	1	3	1
Photographers	2910		7	2	2	1
Television, video, and motion picture camera operators and editors	2920		0	2	1	0
Media and communication equipment workers, all other	2960		0	0	0	
<u>Healthcare practitioners and technical occupations</u>	3000–3540					
Chiropractors	3000		2	0	1	0
Dentists	3010		2	7	5	1
Dietitians and nutritionists	3030		3	0	5	11
Optometrists	3040		1	1	1	
Pharmacists	3050		6	3	2	2
Physicians and surgeons	3060		20	42	21	12
Physician assistants	3110		4	0	0	0
Podiatrists	3120		0	0	1	0
Audiologists	3140		0	0	0	1
Occupational therapists	3150		0	0	5	0
Physical therapists	3160		5	2	7	1
Radiation therapists	3200		1	0	0	0
Recreational therapists	3210		2	0	1	0
Respiratory therapists	3220		2	1	0	3
Speech-language pathologists	3230		4	0	2	4
Exercise physiologists	3235		0	0	0	0
Therapists, all other	3245		2	0	0	0
Veterinarians	3250		2	2	1	0
Registered nurses	3255		77	6	24	103
Nurse anesthetists	3256		0	0	0	0
Nurse midwives	3257		0	0	0	0
Nurse practitioners	3258		1	0	0	2
Health diagnosing and treating practitioners, all other	3260		0	0	0	0
Clinical laboratory technologists and technicians	3300		11	1	5	6
Dental hygienists	3310		2	0	0	6
Diagnostic related technologists and technicians	3320		14	2	2	4
Emergency medical technicians and paramedics	3400		5	2	1	1
Health practitioner support technologists and technicians	3420		22	0	8	4
Licensed practical and licensed vocational nurses	3500		13	0	5	31
Medical records and health information technicians	3510		6	0	2	4
Opticians, dispensing	3520		2	1	1	0
Miscellaneous health technologists and technicians	3535		3	0	1	2
Other healthcare practitioners and technical occupations	3540		4	0	0	0
SERVICE OCCUPATIONS	3600–4650					
<u>Healthcare support occupations</u>	3600–3655					
Nursing, psychiatric, and home health aides	3600		115	1	23	109
Occupational therapy assistants and aides	3610		0	0	0	0
Physical therapist assistants and aides	3620		1	0	1	0
Massage therapists	3630		11	0	3	1
Dental assistants	3640		9	0	3	7
Medical assistants	3645		12	1	3	4
Medical transcriptionists	3646		1	0	1	2
Pharmacy aides	3647		1	0	1	3
Veterinary assistants and laboratory animal caretakers	3648		0	0	1	1

	Code	Score	R	Father	Spouse	Mother
Phlebotomists	3649		7	0	2	3
Miscellaneous healthcare support occupations, including medical equipment preparers	3655		8	0	1	3
<u>Protective service occupations</u>	3700–3955					
First-line supervisors of correctional officers	3700		3	1	0	0
First-line supervisors of police and detectives	3710		3	3	2	1
First-line supervisors of fire fighting and prevention workers	3720		1	1	0	0
First-line supervisors of protective service workers, all other	3730		2	3	1	0
Firefighters	3740		9	19	4	1
Fire inspectors	3750		0	1	1	0
Bailiffs, correctional officers, and jailers	3800		13	11	6	3
Detectives and criminal investigators	3820		3	7	2	0
Fish and game wardens	3830		0	1	0	0
Parking enforcement workers	3840		0	0	0	0
Police and sheriff's patrol officers	3850		19	33	9	2
Transit and railroad police	3860		0	0	0	0
Animal control workers	3900		0	0	0	0
Private detectives and investigators	3910		3	1	0	1
Security guards and gaming surveillance officers	3930		13	17	11	4
Crossing guards	3940		0	0	2	3
Transportation security screeners	3945		0	0	0	0
Lifeguards and other recreational, and all other protective service workers	3955		3	1	2	1
<u>Food preparation and serving related occupations</u>	4000–4160					
Chefs and head cooks	4000		5	6	5	6
First-line supervisors of food preparation and serving workers	4010		25	7	5	18
Cooks	4020		54	12	18	79
Food preparation workers	4030		26	0	4	4
Bartenders	4040		20	5	1	17
Combined food preparation and serving workers, including fast food	4050		31	0	3	13
Counter attendants, cafeteria, food concession, and coffee shop	4060		6	0	1	8
Waiters and waitresses	4110		60	5	10	78
Food servers, nonrestaurant	4120		5	1	1	4
Dining room and cafeteria attendants and bartender helpers	4130		10	0	0	19
Dishwashers	4140		5	1	1	3
Hosts and hostesses, restaurant, lounge, and coffee shop	4150		6	0	1	4
Food preparation and serving related workers, all other	4160		0	0	0	0
<u>Building and grounds cleaning and maintenance occupations</u>	4200–4250					
First-line supervisors of housekeeping and janitorial workers	4200		10	9	5	3
First-line supervisors of landscaping, lawn service, and groundskeeping workers	4210		13	7	5	0
Janitors and building cleaners	4220		84	61	33	47
Maids and housekeeping cleaners	4230		73	2	22	152
Pest control workers	4240		2	2	1	0
Grounds maintenance workers	4250		36	21	15	2
<u>Personal care and service occupations</u>	4300–4650					
First-line supervisors of gaming workers	4300		1	0	1	0
First-line supervisors of personal service workers	4320		4	3	3	5
Animal trainers	4340		1	2	0	0
Nonfarm animal caretakers	4350		3	0	2	0
Gaming services workers	4400		2	2	0	1
Motion picture projectionists	4410		2	0	0	0
Ushers, lobby attendants, and ticket takers	4420		0	0	0	0
Miscellaneous entertainment attendants and related workers	4430		6	0	2	0

	Code	Score	R	Father	Spouse	Mother
Embalmers and funeral attendants	4460		0	0	0	0
Morticians, undertakers, and funeral directors	4465		1	2	0	0
Barbers	4500		2	5	2	0
Hairdressers, hairstylists, and cosmetologists	4510		33	2	15	47
Miscellaneous personal appearance workers	4520		3	2	1	2
Baggage porters, bellhops, and concierges	4530		8	1	0	0
Tour and travel guides	4540		2	0	0	0
Childcare workers	4600		46	0	8	57
Personal care aides	4610		23	5	9	16
Recreation and fitness workers	4620		11	2	2	2
Residential advisors	4640		0	0	0	1
Personal care and service workers, all other	4650		3	1	1	1
SALES AND OFFICE OCCUPATIONS	4700-5940					
<u>Sales and related occupations</u>	<u>4700-4965</u>					
First-line supervisors of retail sales workers	4700		82	96	30	70
First-line supervisors of non-retail sales workers	4710		17	23	11	10
Cashiers	4720		72	1	10	62
Counter and rental clerks	4740		5	1	0	6
Parts salespersons	4750		8	7	1	0
Retail salespersons	4760		93	55	37	104
Advertising sales agents	4800		6	3	1	5
Insurance sales agents	4810		19	27	11	13
Securities, commodities, and financial services sales agents	4820		5	3	1	1
Travel agents	4830		1	0	5	7
Sales representatives, services, all other	4840		11	3	3	3
Sales representatives, wholesale and manufacturing	4850		26	70	24	9
Models, demonstrators, and product promoters	4900		2	0	0	3
Real estate brokers and sales agents	4920		32	5	17	25
Sales engineers	4930		1	0	0	0
Telemarketers	4940		5	0	1	3
Door-to-door sales workers, news and street vendors, and related workers	4950		2	6	4	8
Sales and related workers, all other	4965		6	6	6	9
<u>Office and administrative support occupations</u>	<u>5000-5940</u>					
First-line supervisors of office and administrative support workers	5000		63	15	17	22
Switchboard operators, including answering service	5010		1	0	0	6
Telephone operators	5020		4	0	0	18
Communications equipment operators, all other	5030		1	1	0	0
Bill and account collectors	5100		5	1	0	4
Billing and posting clerks	5110		15	1	3	4
Bookkeeping, accounting, and auditing clerks	5120		37	4	20	65
Gaming cage workers	5130		0	0	0	0
Payroll and timekeeping clerks	5140		3	0	2	4
Procurement clerks	5150		1	0	2	0
Tellers	5160		11	1	5	33
Financial clerks, all other	5165		2	0	2	4
Brokerage clerks	5200		1	0	0	0
Correspondence clerks	5210		0	0	0	0
Court, municipal, and license clerks	5220		2	0	0	4
Credit authorizers, checkers, and clerks	5230		0	0	2	1
Customer service representatives	5240		63	4	18	17
Eligibility interviewers, government programs	5250		1	0	0	1
File Clerks	5260		1	0	0	4
Hotel, motel, and resort desk clerks	5300		3	0	0	4

	Code	Score	R	Father	Spouse	Mother
Interviewers, except eligibility and loan	5310		4	1	2	7
Library assistants, clerical	5320		1	0	2	2
Loan interviewers and clerks	5330		5	1	0	1
New accounts clerks	5340		0	0	1	0
Order clerks	5350		0	0	2	1
Human resources assistants, except payroll and timekeeping	5360		6	3	4	5
Receptionists and information clerks	5400		28	0	9	25
Reservation and transportation ticket agents and travel clerks	5410		5	2	0	0
Information and record clerks, all other	5420		1	3	3	3
Cargo and freight agents	5500		0	1	0	0
Couriers and messengers	5510		8	2	4	0
Dispatchers	5520		5	3	3	7
Meter readers, utilities	5530		0	2	2	1
Postal service clerks	5540		5	3	2	6
Postal service mail carriers	5550		8	21	7	1
Postal service mail sorters, processors, and processing machine operators	5560		0	3	0	1
Production, planning, and expediting clerks	5600		9	8	3	1
Shipping, receiving, and traffic clerks	5610		17	8	6	6
Stock clerks and order fillers	5620		38	10	8	12
Weighers, measurers, checkers, and samplers, recordkeeping	5630		1	2	1	3
Secretaries and administrative assistants	5700		110	2	57	230
Computer operators	5800		2	0	1	1
Data entry keyers	5810		5	2	3	8
Word processors and typists	5820		3	0	0	6
Desktop publishers	5830		0	0	0	0
Insurance claims and policy processing clerks	5840		10	0	6	5
Mail clerks and mail machine operators, except postal service	5850		2	0	2	3
Office clerks, general	5860		45	8	17	38
Office machine operators, except computer	5900		1	0	0	1
Proofreaders and copy markers	5910		0	0	0	1
Statistical assistants	5920		3	0	0	1
Office and administrative support workers, all other	5940		19	0	2	4
NATURAL RESOURCES, CONSTRUCTION, AND MAINTENANCE						
OCCUPATIONS						
6000–7630						
<u>Farming, fishing, and forestry occupations</u>						
6000–6130						
First-line supervisors of farming, fishing, and forestry workers	6005		1	13	2	2
Agricultural inspectors	6010		1	1	0	0
Animal breeders	6020		0	0	0	0
Graders and sorters, agricultural products	6040		2	1	1	5
Miscellaneous agricultural workers	6050		19	108	5	28
Fishers and related fishing workers	6100		1	3	1	0
Hunters and trappers	6110		0	0	0	0
Forest and conservation workers	6120		0	0	1	0
Logging workers	6130		3	12	1	0
<u>Construction and extraction occupations</u>						
6200–6940						
First-line supervisors of construction trades and extraction workers	6200		11	47	8	2
Boilermakers	6210		1	3	0	0
Brickmasons, blockmasons, and stonemasons	6220		10	20	2	1
Carpenters	6230		24	72	14	2
Carpet, floor, and tile installers and finishers	6240		6	7	1	0
Cement masons, concrete finishers, and terrazzo workers	6250		3	3	2	0
Construction laborers	6260		54	106	28	1
Paving, surfacing, and tamping equipment operators	6300		0	0	0	0

	Code	Score	R	Father	Spouse	Mother
Pile-driver operators	6310		0	0	0	0
Operating engineers and other construction equipment operators	6320		10	22	10	0
Drywall installers, ceiling tile installers, and tapers	6330		4	6	1	0
Electricians	6355		16	32	9	0
Glaziers	6360		2	0	1	0
Insulation workers	6400		3	1	0	0
Painters, construction and maintenance	6420		13	27	5	2
Paperhangers	6430		0	0	0	4
Pipelayers, plumbers, pipefitters, and steamfitters	6440		19	40	8	1
Plasterers and stucco masons	6460		0	1	0	0
Reinforcing iron and rebar workers	6500		0	1	0	0
Roofers	6515		6	7	2	0
Sheet metal workers	6520		2	8	3	1
Structural iron and steel workers	6530		5	8	2	0
Solar photovoltaic installers	6540		0	0	0	0
Helpers, construction trades	6600		3	1	0	0
Construction and building inspectors	6660		1	5	3	0
Elevator installers and repairers	6700		0	1	1	0
Fence erectors	6710		0	1	0	0
Hazardous materials removal workers	6720		1	1	1	0
Highway maintenance workers	6730		2	6	1	0
Rail-track laying and maintenance equipment operators	6740		0	2	1	0
Septic tank servicers and sewer pipe cleaners	6750		0	0	0	0
Miscellaneous construction and related workers	6765		1	0	1	0
Derrick, rotary drill, and service unit operators, oil, gas, and mining	6800		0	8	0	0
Earth drillers, except oil and gas	6820		1	1	0	0
Explosives workers, ordnance handling experts, and blasters	6830		2	0	0	0
Mining machine operators	6840		4	25	4	0
Roof bolters, mining	6910		0	0	0	0
Roustabouts, oil and gas	6920		0	0	0	0
Helpers—extraction workers	6930		0	0	0	0
Other extraction workers	6940		0	5	0	0
<u>Installation, maintenance, and repair occupations</u>	7000–7630					
First-line supervisors of mechanics, installers, and repairers	7000		9	17	5	1
Computer, automated teller, and office machine repairers	7010		8	6	2	0
Radio and telecommunications equipment installers and repairers	7020		6	6	7	2
Avionics technicians	7030		1	0	0	0
Electric motor, power tool, and related repairers	7040		0	3	0	0
Electrical and electronics installers and repairers, transportation	7050		0	0	0	0
Electrical and electronics repairers, industrial and utility	7100		0	0	0	0
Electronic equipment installers and repairers, motor vehicles	7110		1	2	1	0
Electronic home entertainment equipment installers and repairers	7120		2	5	0	0
Security and fire alarm systems installers	7130		1	1	5	0
Aircraft mechanics and service technicians	7140		7	7	1	1
Automotive body and related repairers	7150		7	8	0	0
Automotive glass installers and repairers	7160		0	0	0	0
Automotive service technicians and mechanics	7200		25	56	13	2
Bus and truck mechanics and diesel engine specialists	7210		7	22	9	
Heavy vehicle and mobile equipment service technicians and mechanics	7220		4	15	2	0
Small engine mechanics	7240		2	1	0	0
Miscellaneous vehicle and mobile equipment mechanics, installers, and repairers	7260		4	3	2	0
Control and valve installers and repairers	7300		0	0	1	0

	Code	Score	R	Father	Spouse	Mother
Heating, air conditioning, and refrigeration mechanics and installers	7315		10	10	7	0
Home appliance repairers	7320		4	4	0	0
Industrial and refractory machinery mechanics	7330		4	13	8	0
Maintenance and repair workers, general	7340		8	7	3	0
Maintenance workers, machinery	7350		0	1	0	0
Millwrights	7360		3	6	0	0
Electrical power-line installers and repairers	7410		4	6	3	0
Telecommunications line installers and repairers	7420		4	1	2	0
Precision instrument and equipment repairers	7430		1	3	1	0
Wind turbine service technicians	7440		0	0	0	0
Coin, vending, and amusement machine servicers and repairers	7510		2	1	2	1
Commercial divers	7520		0	0	1	0
Locksmiths and safe repairers	7540		0	2	0	0
Manufactured building and mobile home installers	7550		0	0	0	0
Riggers	7560		0	2	0	0
Signal and track switch repairers	7600		0	0	0	0
Helpers—installation, maintenance, and repair workers	7610		1	3	0	0
Other installation, maintenance, and repair workers	7630		6	5	4	3
PRODUCTION, TRANSPORTATION, AND MATERIAL MOVING OCCUPATIONS	7700–9750					
<u>Production occupations</u>	7700–8965					
First-line supervisors of production and operating workers	7700		16	57	12	10
Aircraft structure, surfaces, rigging, and systems assemblers	7710		1	5	0	1
Electrical, electronics, and electromechanical assemblers	7720		10	2	1	11
Engine and other machine assemblers	7730		3	1	1	0
Structural metal fabricators and fitters	7740		3	10	1	0
Miscellaneous assemblers and fabricators	7750		26	29	14	31
Bakers	7800		4	7	1	8
Butchers and other meat, poultry, and fish processing workers	7810		6	20	6	11
Food and tobacco roasting, baking, and drying machine operators and tenders	7830		2	1	0	1
Food batchmakers	7840		2	0	1	4
Food cooking machine operators and tenders	7850		1	0	0	0
Food processing workers, all other	7855		6	3	0	3
Computer control programmers and operators	7900		0	0	1	0
Extruding and drawing machine setters, operators, and tenders, metal and plastic	7920		2	1	1	0
Forging machine setters, operators, and tenders, metal and plastic	7930		2	2	0	0
Rolling machine setters, operators, and tenders, metal and plastic	7940		1	1	1	0
Cutting, punching, and press machine setters, operators, and tenders, metal and plastic	7950		6	2	0	2
Drilling and boring machine tool setters, operators, and tenders, metal and plastic	7960		1	2	0	0
Grinding, lapping, polishing, and buffing machine tool setters, operators, and tenders, metal and plastic	8000		1	3	2	0
Lathe and turning machine tool setters, operators, and tenders, metal and plastic	8010		0	0	0	1
Milling and planing machine setters, operators, and tenders, metal and plastic	8020		0	0	0	0
Machinists	8030		12	38	4	1
Metal furnace operators, tenders, pourers, and casters	8040		0	4	0	0
Model makers and patternmakers, metal and plastic	8060		0	1	0	0
Molders and molding machine setters, operators, and tenders, metal and plastic	8100		2	6	2	4
Multiple machine tool setters, operators, and tenders, metal and plastic	8120		0	0	0	0
Tool and die makers	8130		5	14	0	0
Welding, soldering, and brazing workers	8140		9	38	11	3

	Code	Score	R	Father	Spouse	Mother
Heat treating equipment setters, operators, and tenders, metal and plastic	8150		0	1	1	0
Layout workers, metal and plastic	8160		0	0	0	0
Plating and coating machine setters, operators, and tenders, metal and plastic	8200		0	3	2	1
Tool grinders, filers, and sharpeners	8210		0	1	0	0
Metal workers and plastic workers, all other	8220		11	6	0	3
Prepress technicians and workers	8250		4	5	1	3
Printing press operators	8255		3	8	6	3
Print binding and finishing workers	8256		0	0	0	0
Laundry and dry-cleaning workers	8300		8	2	1	19
Pressers, textile, garment, and related materials	8310		2	3	1	10
Sewing machine operators	8320		13	3	6	73
Shoe and leather workers and repairers	8330		0	1	0	4
Shoe machine operators and tenders	8340		1	2	1	5
Tailors, dressmakers, and sewers	8350		3	1	1	23
Textile bleaching and dyeing machine operators and tenders	8360		1	0	0	0
Textile cutting machine setters, operators, and tenders	8400		0	0	0	1
Textile knitting and weaving machine setters, operators, and tenders	8410		0	1	0	2
Textile winding, twisting, and drawing out machine setters, operators, and tenders	8420		0	2	0	4
Extruding and forming machine setters, operators, and tenders, synthetic and glass fibers	8430		0	0	0	0
Fabric and apparel patternmakers	8440		0	0	0	0
Upholsterers	8450		0	4	0	2
Textile, apparel, and furnishings workers, all other	8460		0	5	0	6
Cabinetmakers and bench carpenters	8500		3	3	0	0
Furniture finishers	8510		2	0	1	0
Model makers and patternmakers, wood	8520		0	0	0	0
Sawing machine setters, operators, and tenders, wood	8530		3	5	0	0
Woodworking machine setters, operators, and tenders, except sawing	8540		4	1	1	0
Woodworkers, all other	8550		0	1	0	0
Power plant operators, distributors, and dispatchers	8600		0	1	0	0
Stationary engineers and boiler operators	8610		7	10	2	0
Water and wastewater treatment plant and system operators	8620		2	4	5	0
Miscellaneous plant and system operators	8630		4	2	0	0
Chemical processing machine setters, operators, and tenders	8640		2	2	2	0
Crushing, grinding, polishing, mixing, and blending workers	8650		4	5	0	0
Cutting workers	8710		3	3	1	1
Extruding, forming, pressing, and compacting machine setters, operators, and tenders	8720		2	0	1	2
	8730		0	3	2	0
Furnace, kiln, oven, drier, and kettle operators and tenders						
Inspectors, testers, sorters, samplers, and weighers	8740		19	15	8	19
Jewelers and precious stone and metal workers	8750		2	0	0	2
Medical, dental, and ophthalmic laboratory technicians	8760		2	2	0	1
Packaging and filling machine operators and tenders	8800		8	6	3	22
Painting workers	8810		4	8	1	1
Photographic process workers and processing machine operators	8830		1	1	2	2
Semiconductor processors	8840		0	0	0	0
Adhesive bonding machine operators and tenders	8850		0	1	0	0
Cleaning, washing, and metal pickling equipment operators and tenders	8860		1	0	0	1
Cooling and freezing equipment operators and tenders	8900		0	0	0	1
Etchers and engravers	8910		0	0	0	0

	Code	Score	R	Father	Spouse	Mother
Molders, shapers, and casters, except metal and plastic	8920		0	1	0	0
Paper goods machine setters, operators, and tenders	8930		1	2	1	1
Tire builders	8940		0	0	0	0
Helpers—production workers	8950		4	2	1	1
Production workers, all other	8965		56	109	21	104
Transportation and material moving occupations	9000-9750					
Supervisors of transportation and material moving workers	9000		5	9	3	0
Aircraft pilots and flight engineers	9030		1	5	2	0
Air traffic controllers and airfield operations specialists	9040		0	3	1	0
Flight attendants	9050		4	0	0	0
Ambulance drivers and attendants, except emergency medical technicians	9110		0	0	0	0
Bus drivers	9120		17	9	11	16
Driver/sales workers and truck drivers	9130		88	137	57	9
Taxi drivers and chauffeurs	9140		12	13	2	2
Motor vehicle operators, all other	9150		0	0	1	0
Locomotive engineers and operators	9200		1	8	1	0
Railroad brake, signal, and switch operators	9230		0	1	0	0
Railroad conductors and yardmasters	9240		3	5	0	0
Subway, streetcar, and other rail transportation workers	9260		1	10	0	0
Sailors and marine oilers	9300		0	1	0	0
Ship and boat captains and operators	9310		0	2	0	0
Ship engineers	9330		0	0	0	0
Bridge and lock tenders	9340		0	0	0	0
Parking lot attendants	9350		3	1	0	0
Automotive and watercraft service attendants	9360		3	2	1	0
Transportation inspectors	9410		2	2	0	0
Transportation attendants, except flight attendants	9415		0	0	0	0
Other transportation workers	9420		0	0	0	0
Conveyor operators and tenders	9500		0	2	0	0
Crane and tower operators	9510		4	14	1	0
Dredge, excavating, and loading machine operators	9520		2	2	2	0
Hoist and winch operators	9560		0	0	0	0
Industrial truck and tractor operators	9600		11	15	1	3
Cleaners of vehicles and equipment	9610		4	3	1	4
Laborers and freight, stock, and material movers, hand	9620		47	60	19	19
Machine feeders and offbearers	9630		0	3	2	0
Packers and packagers, hand	9640		14	3	6	14
Pumping station operators	9650		2	2	0	0
Refuse and recyclable material collectors	9720		6	5	0	0
Mine shuttle car operators	9730		0	0	0	0
Tank car, truck, and ship loaders	9740		0	1	1	0
Material moving workers, all other	9750		2	0	0	2
Military Specific Occupations	9800-9830					
Military officer special and tactical operations leaders	9800		32	26	20	20
First-line enlisted military supervisors	9810		21	59	18	4
Military enlisted tactical operations and air/weapons specialists and crew members	9820		5	3	2	0
Military, rank not specified	9830		22	42	13	1
No Answer	9999		44	106	48	68
Not applicable	IAP		55257	55887	57642	56532

APPENDIX G:

PRESTIGE SCORE AND SOCIOECONOMIC INDEX (SEI) DISTRIBUTIONS

(OCC, PRESTIGE, WRKSLF, WRKGOVT, COMMUTE, INDUSTRY, OCC80, PRESTG80, INDUS80, SPOCC, SPPRES, SPWRKSLF, SPIND, SPOCC80, SPPRES80, SPIND80, PAOCC16, PAPRES16, PAWRKSLF, PAIND16, PAOCC80, PAPRES80, PAIND80, MAOCC80, MAPRES80, MAWRKSLF, MAIND80, SEI, FIRSTSEI, PASEI, MASEI, SPEI)

Prestige

The prestige scores assigned to occupations in this study were taken from rating systems developed at NORC in 1963-1965 in a project on occupation prestige directed by Robert W. Hodge, Paul S. Siegel, and Peter H. Rossi and updated on the 1989 GSS. The 1989 update scale was prepared by Robert W. Hodge, Judith Treas, and Keiko Nakao. This concept of prestige is defined as the respondents' estimation of the social standing of occupations. The prestige scores in the Hodge-Siegel-Rossi and GSS studies were generated by asking respondents to estimate the social standing of occupations via a nine-step ladder, printed on cardboard and presented to the respondent.

The boxes on the ladder were numbered 1-9 from bottom to top. In addition, the first, fifth, and ninth boxes were labeled "bottom," "middle," and "top," respectively. The occupational titles were printed on small cards and the occupational prestige ratings were collected by requesting respondents to sort the cards into boxes formed by the rungs of the ladder. [P. 35.]¹

Significance testing between two prestige scores, or among a group of scores, requires knowledge about the standard errors. Since there is a different standard error term for each pair of scores, Siegel has provided a few values which are likely to exceed most actual standard errors. For more detail on standard error, sources of the prestige scores, and the method of translating the respondents' rankings into a standardized metric system, see Siegel, Prestige in the American Occupational Structure.

1970

The prestige score was originally designed for use with the 1960 U.S. Census occupational codes and has been adapted to the 1970 listing as follows:

- 1) If the occupation was a new one assigned to a previously existing subdivision (e.g., Engineers within the major category "Professional, Technical, and Kindred Workers"), it received the prestige score for the general n.e.c.² category of that subdivision.
- 2) If the occupation was grouped with a like occupation in 1960 but divided from it in 1970, both occupations received the same 1960 prestige score.
- 3) If this occupation was completely new to the list and was not assigned to an existing subdivision, it received the prestige score of the n.e.c. category for the major occupational division.

All adaptations are marked with a "*" next to the occupational classifications. (See Appendix F.)

- 4) The craft score was used for apprentices when the craft score was less than 41. If the craft score was greater than 41, the apprentice score of 41 was used.

For an alternative means of assigning prestige codes to 1970 Census categories see Robert M. Hauser and David L. Featherman, The Process of Stratification: Trends and Analysis. New York: Academic Press, 1977.

¹Paul S. Siegel, Prestige in the American Occupational Structure. Unpublished Ph.D. dissertation, Department of Sociology, University of Chicago. March, 1971. (Available from Photoduplication Department, University of Chicago Libraries, Chicago, 60637.)

²Not elsewhere classified.

1980

In 1989 General Social Survey replicated and extended the earlier Hodge-Siegel-Rossi ratings of occupational prestige. The prestige module was designed by the late Robert W. Hodge, Judith Treas and Keiko Nakao in consultation with Smith and Davis. Hodge died in February, 1989 during data collection. Analysis of the data and construction of the NORC/GSS Occupational Prestige Scale was carried out by Nakao and Treas. Their work was supported by NSF. The GSS Board of Overseers Sub-Committee on Occupational Prestige provided advice and guidance to both sets of PIs. Committee members included Richard Campbell, Robert Hauser, Patricia Roos, Paul Siegel, Joe Spaeth, and Andrea Tyree.

The occupational prestige module and the NORC/GSS Occupational Prestige Scale are discussed in detail in GSS Methodological Reports No. 69 and 70.³ The NORC/GSS Occupational Prestige scores for the 1980 Census Occupational Classification are given in Appendix F. A machine-readable file that lists prestige score, occupational code, and title of occupational categories is available from ICPSR. A raw data file and SPSS-X control cards that contain the raw prestige ratings that respondents assigned to occupational titles (and not the summary prestige scores for the 1980 Census Occupational Classification) is also available from ICPSR. This file is called "Ratings of Occupational Prestige on the 1989 General Social Survey."

SEI

SEI scores were originally calculated by Otis Dudley Duncan based on NORC's 1947 North-Hatt prestige study and the 1950 U.S. Census. Duncan regressed prestige scores for 45 occupational titles on education and income to produce weights that would predict prestige. This algorithm was then used to calculate SEI scores for all occupational categories employed in the 1950 Census classification of occupations. Similar procedures have been used to produce SEI scores based on later NORC prestige studies and censuses.

The GSS contains two sets of SEI scores. Both used procedures similar to those employed by Duncan. For cases coded according to the 1970 US Census codes there are SEI scores developed by Lloyd V. Temme (See Appendix G). These exist for respondent (DOTPRES), spouse (SPDOTPRE), and father (PADOTPRE). For cases coded according to the 1980 US Census codes there are SEI scores developed by Nakao and Treas as part of the GSS's 1989 occupational prestige study (see above). These exist for respondent (SEI), respondent's first occupation (FIRSTSEI), father (PASEI), mother (MASEI), and spouse (SPSEI). These scores are discussed in GSS Methodological Report No. 74.⁴

³Nakao, Keiko; Hodge, Robert W.; and Treas, Judith, "On Revising Prestige Scores for All Occupations," GSS Methodological Report No. 69. Chicago: NORC, 1990 and Nakao, Keiko and Treas, Judith, "Computing 1989 Occupational Prestige Scores," GSS Methodological Report No. 70. Chicago: NORC, 1990.

⁴Nakao, Keiko and Treas, Judith, "The 1989 Socioeconomic Index of Occupations: Construction from the 1989 Occupational Prestige Scores," GSS Methodological Report No. 74. Chicago: NORC, 1992.

1970 OCCUPATIONAL PRESTIGE SCORE DISTRIBUTIONS

Prestige Score (Punch)	Respondent's Occupation (N)	Father's Occupation (N)	Spouse's Occupation (N)
9	0	2	0
12	216	52	78
13	0	0	0
14	147	15	43
15	130	16	51
16	256	205	179
17	699	1100	387
18	634	540	259
19	253	90	132
20	536	72	237
21	7	7	2
22	447	196	190
23	336	184	185
24	35	54	17
25	640	74	304
26	544	811	294
27	361	220	207
28	194	320	147
29	584	384	337
30	201	252	124
31	519	166	251
32	1169	1509	820
33	531	571	382
34	979	648	627
35	209	300	141
36	1875	617	934
37	389	520	307
38	108	174	69
39	493	390	306
40	657	958	446
41	874	4445	552
42	294	215	170
43	265	101	130
44	195	262	129
45	621	706	473
46	1245	34	713
47	632	586	468
48	954	606	612
49	208	234	110
50	1913	2476	1396
51	401	218	229
52	149	31	83
53	13	12	8
54	70	58	47
55	75	24	47
56	208	114	122

Prestige Score (Punch)	Respondent's Occupation (N)	Father's Occupation (N)	Spouse's Occupation (N)
57	307	193	193
58	51	44	26
59	0	0	0
60	683	149	427
61	346	172	169
62	422	109	249
63	322	74	165
64	0	0	0
65	1	1	2
66	14	4	5
67	71	67	48
68	67	85	49
69	152	309	118
70	11	11	12
71	58	69	33
72	137	91	84
73	0	0	0
74	29	45	20
75	0	0	0
76	101	102	74
77	0	0	0
78	176	94	96
79	0	0	0
80	0	0	0
81	0	0	0
82	53	112	49
(Not applicable: Unemployed, No father substitute, Not married, Disabled, Retired, No answer, Don't know)	35332	37299	45035

1980 OCCUPATIONAL PRESTIGE SCORE DISTRIBUTIONS

Prestige Score (Punch)	Respondent's Occupation (N)	Father's Occupation (N)	Spouse's Occupation (N)	Mother's Occupation (N)
17	160	11	42	148
19	51	32	24	14
20	200	13	66	210
21	152	49	50	41
22	807	397	316	368
23	590	522	185	744
24	456	758	232	261
25	261	69	88	150
26	43	58	27	19
27	311	179	136	35
28	876	234	296	963
29	1004	207	348	464
30	1156	1475	629	303
31	808	409	328	519
32	1073	476	461	658
33	657	542	310	429
34	848	685	366	350
35	828	893	438	507
36	1404	1141	655	713
37	167	153	78	26
38	263	176	117	51
39	903	855	436	144
40	962	3620	506	288
41	372	235	141	65
42	1325	839	536	650
43	533	351	311	261
44	919	1133	524	281
45	441	569	263	88
46	1187	96	601	1153
47	1267	1177	681	577
48	364	202	167	71
49	905	929	475	234
50	364	401	225	37
51	2687	2467	1534	616
52	433	80	179	165
53	232	228	128	20
54	296	344	182	74
55	127	20	72	81
56	62	16	33	45
57	280	23	113	79
58	95	29	47	18
59	303	185	180	56
60	539	304	269	212
61	376	167	176	64
62	119	78	69	12
63	144	59	71	15
64	1081	653	638	678
65	455	291	205	174
66	955	215	475	932
67	7	10	8	2
68	134	51	63	44
69	341	397	185	53
70	13	22	9	2
71	92	96	40	5
72	56	122	41	7
73	131	179	78	27
74	528	223	265	73
75	176	168	115	12
86	115	179	91	25
(Not applicable: Unemployed, No father/mother substitute, Not married, Disabled, Re- tired, No answer, and Don't know)	28165	34107	44275	45286

APPENDIX H:

INDUSTRIAL CLASSIFICATIONS DISTRIBUTIONS

(OCC, PRESTIGE, WRKSLF, WRKGOVT, COMMUTE, INDUSTRY, OCC80, PRESTG80, INDUS80, OCC10, INDUS10, SPOCC, SPWRKSLF, SPIND, SPOCC80, SPPRES80, SPIND80, SPOCC10, SPIND10, PAOCC16, PAPRES16, PAWRKSLF, PAIND16, PAOCC80, PAPRES80, PAIND80, PAOCC10, PAIND10, MAOCC80, MAPRES80, MAWRKSLF, MAIND80, MAOCC10, MAIND10)

This appendix contains three three-digit industrial classifications. The U.S. Bureau of the Census has assigned a three-digit number code to each occupation. The listing of codes pertinent to this study was taken from an index of approximately 19,000 industry titles. These codes appear under the column headed "Punch, Industry Code." For further detail, see U.S. Bureau of the Census, 1970 Census of Population, Classified Index of Industries and Occupations, Washington, U.S. Government Printing Office, 1971; U.S. Bureau of the Census, 1980 Census of Population, Classified Index of Industries and Occupations, Washington, U.S. Government Printing Office, 1981; and 2007 NAICS/Census Industrial Classification Codes used for 2012+.

1970 INDUSTRIAL CLASSIFICATION	Punch	N		
	Industry	Respondent	R's Father	R's Spouse
	Code			
AGRICULTURE, FORESTRY, AND FISHERIES				
Agricultural production	A(017)	594	4552	391
Agricultural services, except horticultural	018	77	105	44
Horticultural services	019	50	57	43
Forestry	027	24	23	11
Fisheries	028	12	32	4
MINING				
Metal mining	047	56	173	40
Coal mining	048	116	570	114
Crude petroleum and natural gas extractions	049	81	113	74
Nonmetallic mining and quarrying, except fuel	057	23	45	15
CONSTRUCTION				
General building contractors	067	434	875	315
General contractors, except building	068	177	315	144
Special trade contractors	B(069)	647	955	433
Not specified construction	077	82	96	31
MANUFACTURING				
Durable goods				
Lumber and wood products, except furniture				
Logging	107	34	105	27
Sawmills, planing mills, and mill work	108	68	249	44
Miscellaneous wood products	109	31	39	28
Furniture fixtures	118	132	126	72
Stone, clay, and glass products				
Glass and glass products	119	65	74	45
Cement concrete, gypsum, and plaster products	127	34	66	27
Structural clay products	128	16	35	12
Pottery and related products	137	20	27	13
Miscellaneous nonmetallic mineral and stone products	138	27	30	19
Metal industries				
Blast furnaces, steel works, rolling and finishing mills	139	174	429	125
Other primary iron and steel industries	147	85	151	60
Primary aluminum industries	148	41	57	28
Other primary nonferrous industries	149	30	62	20
Cutlery, hand tools, and other hardware	157	45	45	37
Fabricated structural metal products	158	121	110	67
Screw machine products	159	10	15	9
Metal stamping	167	19	21	10
Miscellaneous fabricated metal products	168	104	105	71
Not specified metal industries	169	18	24	13
Machinery, except electrical				
Engines and turbines	177	32	29	16
Farm machinery and equipment	178	41	75	28
Construction and material handling machines	179	67	54	38
Metalworking machinery	187	59	68	38
Office and accounting machines	188	40	17	19
Electronic computing equipment	189	109	33	58
Machinery, except electrical, n.e.c.	197	191	170	123
Not specified machinery	198	26	35	19
Electrical machinery, equipment, and supplies				
Household appliances	199	58	55	27
Radio, T.V., and communication equipment	207	91	50	56
Electrical machinery, equipment, and supplies, n.e.c.	208	219	99	151
Not specified electrical machinery, equipment, and supplies	209	61	42	46

	Code	Respondent	R's Father	R's Spouse
Transportation equipment				
Motor vehicles and motor vehicle equipment	219	348	456	285
Aircraft and parts	227	185	176	113
Ship and boat building and repairing	228	50	115	34
Railroad locomotives and equipment	229	11	26	9
Mobile dwellings and campers	237	23	11	10
Cycles and miscellaneous transportation equipment	238	9	7	3
Professional and photographic equipment, and watches				
Scientific and controlling instruments	239	36	21	18
Optical and health services supplies	247	76	20	32
Photographic equipment and supplies	248	46	26	35
Watches, clocks, and clockwork-operated devices	249	19	20	6
Not specified professional equipment	257	1	2	1
Ordinance	258	40	50	33
Miscellaneous manufacturing industries	259	207	138	123
Nondurable goods				
Food and kindred products				
Meat products	268	106	113	77
Dairy products	269	45	111	25
Canning and preserving fruits, vegetables, and sea foods	278	78	37	45
Grain-mill products	279	23	56	20
Bakery products	287	47	60	28
Confectionery and related products	288	16	24	19
Beverage industries	289	64	78	37
Miscellaneous food preparation and kindred products	297	75	53	39
Not specified food industries	298	16	13	10
Tobacco manufactures	299	21	25	9
Textile mill products				
Knitting mills	307	74	28	38
Dyeing and finishing textiles, except wool and knit goods	308	10	21	4
Floor coverings, except hard surface	309	8	10	4
Yarn, thread, and fabric mills	317	146	141	83
Miscellaneous textile mill products	318	48	38	28
Apparel and other fabricated textile products				
Apparel and accessories	C(319)	473	129	260
Miscellaneous fabricated textile products	327	35	11	21
Paper and allied products				
Pulp, paper and paperboard mills	328	51	90	30
Miscellaneous paper and pulp products	329	61	49	31
Paperboard containers and boxes	337	57	32	36
Printing, publishing, and allied industries				
Newspaper publishing and printing	338	106	100	68
Printing, publishing, and allied industries, except newspapers	339	246	126	156
Chemicals and allied products				
Industrial chemicals	347	59	48	42
Plastics, synthetics and resins, except fibers	348	40	28	21
Synthetic fibers	349	14	9	7
Drugs and medicines	357	61	26	36
Soaps and cosmetics	358	41	18	23
Paints, varnishes, and related products	359	24	27	13
Agricultural chemicals	367	11	14	6
Miscellaneous chemicals	368	19	42	25
Not specified chemicals and allied products	369	49	54	55
Petroleum and coal products				
Petroleum refining	377	58	65	44
Miscellaneous petroleum and coal products	378	8	14	10
Rubber and miscellaneous plastic products				
Rubber products	379	91	97	62
Miscellaneous plastic products	387	51	15	41

	Code	Respondent	R's Father	R's Spouse
Leather and leather products				
Tanned, curried, and finished leather	388	2	18	6
Footwear, except rubber	389	55	59	27
Leather products, except footwear	397	14	16	8
Not specified manufacturing industries	398	37	66	26
TRANSPORTATION, COMMUNICATIONS, AND OTHER PUBLIC UTILITIES				
Transportation				
Railroads and railway express	D(407)	176	743	127
Street railways and bus lines	408	61	108	54
Taxicab service	409	28	50	14
Trucking service	417	244	391	221
Warehousing and storage	418	41	40	32
Water transportation	419	41	102	22
Air transportation	427	82	59	66
Pipe lines, except natural gas	428	5	8	2
Services incidental to transportation	429	45	24	27
Communications				
Radio broadcasting and television	447	62	32	31
Telephone (wire and radio)	448	330	113	169
Telegraph and miscellaneous communication services	449	40	20	23
Utilities and sanitary services				
Electric light and power	467	133	140	98
Electric-gas utilities	468	33	47	22
Gas and steam supply systems	469	33	49	21
Water supply	477	30	56	27
Sanitary services	478	57	52	24
Other and not specified utilities	479	27	17	18
WHOLESALE AND RETAIL TRADE				
Wholesale trade				
Motor vehicles and equipment	507	32	21	24
Drugs, chemicals, and allied products	508	31	20	23
Dry goods and apparel	509	18	24	13
Food and related products	527	166	167	110
Farm products-raw materials	528	25	39	21
Electrical goods	529	30	20	21
Hardware, plumbing, and heating supplies	537	26	39	29
Not specified electrical and hardware products	538	9	5	6
Machinery equipment and supplies	539	70	53	59
Metals and minerals, n.e.c.	557	5	12	3
Petroleum products	558	27	47	22
Scrap and waste materials	559	27	40	12
Alcoholic beverages	567	13	27	14
Paper and its products	568	23	12	9
Lumber and construction materials	569	33	39	30
Wholesalers, n.e.c.	587	91	54	40
Not specified wholesale trade	588	27	13	13
Retail trade				
Lumber and building material retailing	607	51	78	51
Hardware and farm equipment stores	608	49	69	48
Department and mail order establishments	E(609)	502	90	285
Limited price variety stores	617	55	12	37
Vending machine operators	618	11	3	4
Direct selling establishments	619	66	26	34
Misc. general merchandise stores	627	67	57	38
Grocery stores	F(628)	440	315	251
Dairy product stores	629	8	3	5
Retail bakeries	637	37	54	20
Food stores, n.e.c.	638	39	65	35

	Code	Respondent	R's Father	R's Spouse
Motor vehicle dealers	639	145	183	111
Tire, battery, and accessory dealers	647	49	36	33
Gasoline service stations	648	104	100	71
Miscellaneous vehicle dealers	649	18	8	14
Apparel and accessories stores, except shoe stores	657	204	75	106
Shoe stores	658	23	27	11
Furniture and home furnishing stores	667	89	88	74
Household appliances, TV, and radio stores	668	55	53	36
Eating and drinking places	G(669)	1098	245	456
Drug stores	677	99	49	62
Liquor stores	678	23	10	12
Farm and garden supply stores	679	19	17	7
Jewelry stores	687	24	29	23
Fuel and ice dealers	688	18	49	16
Retail florists	689	32	13	11
Miscellaneous retail stores	697	217	71	129
Not specified retail trade	698	46	17	29
FINANCE, INSURANCE, AND REAL ESTATE				
Banking	707	437	105	269
Credit agencies	708	90	23	50
Security, commodity brokerage, and investment companies	709	88	38	45
Insurance	717	501	229	344
Real estate, incl. real estate-insurance-law offices	718	307	179	176
BUSINESS AND REPAIR SERVICES				
Advertising	727	56	31	25
Services to dwellings and other buildings	728	74	31	37
Commercial research, development, and testing labs	729	27	11	19
Employment and temporary help agencies	737	53	4	24
Business management and consulting services	738	79	17	41
Computer programming services	739	56	8	29
Detective and protective services	747	35	8	25
Business services, n.e.c.	748	188	40	88
Automobile services, except repair	749	38	15	26
Automobile repair and related services	757	142	219	114
Electrical repair shops	758	26	24	23
Miscellaneous repair services	759	84	106	48
PERSONAL SERVICES				
Private households	H(769)	594	60	173
Hotels and motels	777	212	65	72
Lodging places, except hotels and motels	778	56	7	39
Laundering, cleaning, and other garment services	779	153	96	78
Beauty shops	787	198	3	113
Barber shops	788	27	101	19
Shoe repair shops	789	5	19	2
Dressmaking shops	797	8	3	3
Miscellaneous personal services	798	115	49	52
ENTERTAINMENT AND RECREATION SERVICES				
Theaters and motion pictures	807	69	35	31
Bowling alleys, billiard and pool parlors	808	18	8	6
Miscellaneous entertainment and recreation services	809	163	61	74
PROFESSIONAL AND RELATED SERVICES				
Offices of physicians	828	174	101	110
Offices of dentists	829	107	40	64
Offices of chiropractors	837	11	8	11
Hospitals	J(838)	1128	123	588
Convalescent institutions	839	324	9	151
Offices of health practitioners, n.e.c.	847	18	6	15
Health services, n.e.c.	848	196	23	89

	Code	Respondent	R's Father	R's Spouse
Legal services	849	163	84	103
Elementary and secondary schools	K(857)	1559	297	945
Colleges and universities	858	476	136	217
Libraries	859	36	0	23
Educational services, n.e.c.	867	90	8	47
Not specified educational services	868	9	1	4
Museums, art galleries, and zoos	869	14	7	3
Religious organizations	877	135	176	80
Welfare services	878	134	12	67
Residential welfare facilities	879	24	2	9
Nonprofit membership organizations	887	104	43	52
Engineering and architectural services	888	100	65	56
Accounting, auditing, and bookkeeping services	889	82	26	49
Miscellaneous professional and related services	897	82	32	42
PUBLIC ADMINISTRATION				
Postal service	907	179	235	122
Federal public administration	L(917)	735	688	472
State public administration	927	280	140	161
Local public administration	M(937)	507	458	297
Not Applicable and No Answer	IAP	30880	32810	40582

1980 INDUSTRIAL CLASSIFICATION	Punch		N		
	Industry Code	Respondent	R's Father	R's Spouse	R's Mother
AGRICULTURE, FORESTRY, AND FISHERIES					
Agricultural production, crops	010	208	1,925	90	207
Agricultural production, livestock	011	195	1,420	113	55
Agricultural services, except horticultural	020	96	98	52	21
Horticultural services	021	148	101	68	8
Forestry	030	19	26	13	6
Fishing, hunting, and trapping, etc.	031	27	62	15	3
MINING					
Metal mining	040	12	59	5	2
Coal mining	041	21	250	15	4
Crude petroleum and natural gas extraction	042	72	139	44	9
Nonmetallic mining and quarrying, except fuel	050	23	65	22	0
CONSTRUCTION					
	060	1,853	2,846	1,046	116
MANUFACTURING					
NONDURABLE GOODS					
<u>Food and kindred products</u>					
Meat products	100	110	140	46	70
Dairy products	101	47	114	33	25
Canned and preserved fruits and vegetables	102	56	37	22	79
Grain mill products	110	22	52	24	5
Bakery products	111	57	93	38	37
Sugar and confectionery products	112	29	40	12	27
Beverage industries	120	64	77	38	20
Miscellaneous food preparations and kindred products	121	48	51	15	30
Not specified food industries	122	36	28	20	18
Tobacco manufactures	130	18	23	8	27
<u>Textile mill products</u>					
Knitting mills	132	45	25	15	47
Dyeing and finishing textiles, except wool and knit goods	140	7	7	5	2
Floor coverings, except hard surface	141	8	13	4	10
Yarn, thread, and fabric mills	142	96	171	36	138
Miscellaneous textile mill products	150	31	35	25	34
<u>Apparel and other finished textile products</u>					
Apparel and accessories, except knit	151	270	111	124	497
Miscellaneous fabricated textile products	152	41	22	21	43
<u>Paper and allied products</u>					
Pulp, paper, and paperboard mills	160	73	155	44	25
Miscellaneous paper and pulp products	161	51	35	31	16
Paperboard containers and boxes	162	44	47	19	19
<u>Printing, publishing, and allied industries</u>					
Newspaper publishing and printing	171	128	107	58	70
Printing, publishing, and allied industries, except newspapers	172	301	172	136	100
<u>Chemicals and allied products</u>					
Plastics, synthetics, and resins	180	57	49	25	20
Drugs	181	101	51	55	26
Soaps and cosmetics	182	36	26	23	23
Paints, varnishes, and related products	185	8	9	10	3
Agricultural chemicals	190	11	9	11	5
	Code	Respondent	R's Father	R's Spouse	R's Mother

Industrial and miscellaneous chemicals	191	13	17	7	4
<u>Petroleum and coal products</u>	192	137	208	99	26
Petroleum refining	200	78	154	74	17
Miscellaneous petroleum and coal products	201	5	10	2	1
<u>Rubber and miscellaneous plastics products</u>					
Tires and inner tubes	210	20	53	10	9
Other rubber products, and plastics footwear and belting	211	33	32	19	14
Miscellaneous plastics products	212	118	53	61	50
<u>Leather and leather products</u>					
Leather tanning and finishing	220	4	13	0	1
Footwear, except rubber and plastic	221	41	54	16	79
Leather products, except footwear	222	17	13	3	9
DURABLE GOODS					
<u>Lumber and wood products, except furniture</u>					
Logging	230	32	131	19	3
Sawmills, planing mills, and millwork	231	92	233	44	18
Wood buildings and mobile homes	232	3	9	6	1
Miscellaneous wood products	241	28	34	15	7
Furniture and fixtures	242	150	160	72	73
<u>Stone, clay, glass, and concrete products</u>					
Glass and glass products	250	51	76	31	43
Cement, concrete, gypsum, and plaster products	251	48	75	26	3
Structural clay products	252	13	20	12	2
Pottery and related products	261	14	17	5	3
Miscellaneous nonmetallic mineral and stone products	262	25	45	17	3
<u>Metal industries</u>					
Blast furnaces, steelworks, rolling and finishing mills	270	97	391	71	22
Iron and steel foundries	271	47	182	26	7
Primary aluminum industries	272	39	74	17	4
Other primary metal industries	280	36	57	29	12
Cutlery, hand tools, and other hardware	281	23	28	18	19
Fabricated structural metal products	282	89	89	34	13
Screw machine products	290	10	12	5	6
Metal forgings and stampings	291	17	33	8	5
Ordnance	292	28	55	12	25
Miscellaneous fabricated metal products	300	58	60	40	10
Not specified metal industries	301	16	21	8	3
<u>Machinery, except electrical</u>					
Engines and turbines	310	22	25	12	0
Farm machinery and equipment	311	25	62	9	7
Construction and material handling machines	312	56	79	37	8
Metalworking machinery	320	52	110	36	11
Office and accounting machines	321	8	20	7	4
Electronic computing equipment	322	155	82	84	36
Machinery, except electrical, n.e.c.	331	185	238	113	36
Not specified machinery	332	6	32	8	2
<u>Electrical machinery, equipment, and supplies</u>					
Household appliances	340	49	56	18	24
Radio, TV, and communication equipment	341	94	43	46	58
Electrical machinery, equipment, and supplies, n.e.c.	342	212	149	109	108
Not specified electrical machinery, equipment, and supplies	350	64	48	30	38

Code Respondent R's Father R's Spouse R's Mother

Transportation equipment

Motor vehicles and motor vehicle equipment	351	389	589	242	111
Aircraft and parts	352	139	197	104	58
Ship and boat building and repairing	360	44	116	25	11
Railroad locomotives and equipment	361	6	28	2	0
Guided missiles, space vehicles, and parts	362	66	80	35	6
Cycles and miscellaneous transportation equipment	370	14	8	7	1

Professional and photographic equipment, and watches

Scientific and controlling instruments	371	27	24	11	12
Optical and health services supplies	372	92	38	47	25
Photographic equipment and supplies	380	35	39	22	9
Watches, clocks, and clockwork operated devices	381	12	8	3	1
Not specified professional equipment	382	1	0	0	0
Toys, amusement, and sporting goods	390	34	19	14	24
Miscellaneous manufacturing industries	391	137	104	66	62
Not specified manufacturing industries	392	122	173	71	83

TRANSPORTATION, COMMUNICATIONS, AND OTHER PUBLIC UTILITIES

Transportation

Railroads	400	128	599	70	20
Bus service and urban transit	401	153	152	60	41
Taxicab service	402	22	55	11	9
Trucking service	410	502	594	301	43
Warehousing and storage	411	95	61	43	14
U.S. Postal Service	412	211	300	103	94
Water transportation	420	34	90	16	5
Air transportation	421	171	127	91	33
Pipe lines, except natural gas	422	0	5	2	0
Services incidental to transportation	432	109	39	51	32

Communications

Radio and television broadcasting	440	80	30	42	23
Telephone (wire and radio)	441	335	208	151	153
Telegraph and miscellaneous communication service	442	84	25	41	8

Utilities and sanitary services

Electric light and power	460	167	254	104	22
Gas and steam supply systems	461	36	61	27	9
Electric and gas, and other combinations	462	23	40	16	4
Water supply and irrigation	470	52	71	31	6
Sanitary services	471	74	110	60	5
Not specified utilities	472	26	29	10	7

WHOLESALE TRADE

Durable Goods

Motor vehicles and equipment	500	52	27	22	6
Furniture and home furnishings	501	15	15	12	4
Lumber and construction materials	502	41	59	20	2
Sporting goods, toys, and hobby goods	510	9	4	10	5
Metals and minerals, except petroleum	511	8	8	3	0
Electrical goods	512	50	31	28	8
Hardware, plumbing and heating supplies	521	49	47	31	6
Not specified electrical and hardware products	522	7	2	2	0
Machinery, equipment, and supplies	530	116	109	61	19
Scrap and waste materials	531	39	24	18	3
Miscellaneous wholesale, durable goods	532	23	12	10	5

Nondurable Goods

Paper and paper products	540	17	16	9	4
Drugs, chemicals, and allied products	541	30	19	19	8
	Code	Respondent	R's Father	R's Spouse	R's Mother
Apparel, fabrics, and notions	542	22	21	10	12
Groceries and related products	550	140	147	90	46

Farm products-raw materials	551	22	30	13	12
Petroleum products	552	47	74	20	16
Alcoholic beverages	560	28	19	9	2
Farm supplies	561	18	35	14	7
Miscellaneous wholesale, nondurable goods	562	36	19	11	5
Not specified wholesale trade	571	55	33	19	6

RETAIL TRADE

Lumber and building material retailing	580	82	96	57	21
Hardware stores	581	52	53	30	15
Retail nurseries and garden stores	582	16	7	6	8
Mobile home dealers	590	10	5	1	1
Department stores	591	546	112	207	429
Variety stores	592	32	8	18	28
Miscellaneous general merchandise stores	600	47	17	30	30
Grocery stores	601	569	330	231	328
Dairy products stores	602	2	2	2	1
Retail bakeries	610	45	38	9	54
Food stores, n.e.c.	611	27	55	19	36
Motor vehicle dealers	612	210	278	109	36
Auto and home supply stores	620	88	69	41	12
Gasoline service stations	621	116	149	46	31
Miscellaneous vehicle dealers	622	26	12	10	1
Apparel and accessory stores, except shoe	630	220	73	84	152
Shoe stores	631	28	20	16	13
Furniture and home furnishings stores	632	104	93	73	34
Household appliances, TV, and radio stores	640	108	64	40	22
Eating and drinking places	641	1,544	329	440	946
Drug stores	642	159	57	61	70
Liquor stores	650	24	19	12	14
Sporting goods, bicycles, and hobby stores	651	68	12	21	24
Book and stationery stores	652	49	14	21	17
Jewelry stores	660	41	26	26	36
Sewing, needlework, and piece goods stores	661	18	9	9	24
Mail order houses	662	26	1	6	8
Vending machine operators	670	3	13	6	4
Direct selling establishments	671	57	24	21	56
Fuel and ice dealers	672	13	31	8	6
Retail florists	681	49	11	19	36
Miscellaneous retail stores	682	229	61	126	73
Not specified retail trade	691	113	50	45	81

FINANCE, INSURANCE, AND REAL ESTATE

Banking	700	518	156	283	265
Savings and loan associations	701	16	8	5	11
Credit agencies, n.e.c.	702	167	26	85	36
Security, commodity brokerage, and investment companies	710	182	65	93	16
Insurance	711	504	305	299	179
Real estate, including real estate-insurance-law offices	712	556	204	261	190

BUSINESS AND REPAIR SERVICES

Advertising	721	87	32	48	19
Services to dwellings and other buildings	722	158	63	87	105
Commercial research, development, and testing labs	730	55	16	35	9
Personnel supply services	731	170	6	66	41
Business management and consulting services	732	197	17	71	10
Computer and data processing services	740	278	69	171	36
Detective and protective services	741	71	26	37	14
Business services, n.e.c.	742	312	60	132	84

	Code	Respondent	R's Father	R's Spouse	R's Mother
Automotive services, except repair	750	63	25	33	7
Automotive repair shops	751	246	372	121	15
Electrical repair shops	752	46	61	26	7

Miscellaneous repair services	760	90	110	44	14
PERSONAL SERVICES					
Private households	761	486	29	147	705
Hotels and motels	762	311	81	115	191
Lodging places, except hotels and motels	770	52	7	43	59
Laundry, cleaning, and garment services	771	135	93	46	129
Beauty shops	772	237	14	100	196
Barber shops	780	18	68	9	4
Funeral service and crematories	781	17	22	9	11
Shoe repair shops	782	7	18	1	0
Dressmaking shops	790	10	1	7	69
Miscellaneous personal services	791	94	13	35	26
ENTERTAINMENT AND RECREATION SERVICES					
Theaters and motion pictures	800	166	55	61	27
Bowling alleys, billiard and pool parlors	801	17	8	3	9
Miscellaneous entertainment and recreation services	802	286	83	121	58
PROFESSIONAL AND RELATED SERVICES					
Offices of physicians	812	278	115	172	168
Offices of dentists	820	139	56	85	89
Offices of chiropractors	821	28	10	21	5
Offices of optometrists	822	20	11	15	9
Offices of health practitioners, n.e.c.	830	45	4	15	22
Hospitals	831	1,384	227	661	1,164
Nursing and personal care facilities	832	632	24	199	447
Health services, n.e.c.	840	473	32	166	132
Legal services	841	322	134	159	108
Elementary and secondary schools	842	2,060	587	1,066	1,678
Colleges and universities	850	795	281	319	232
Business, trade, and vocational schools	851	35	5	12	6
Libraries	852	62	6	21	28
Educational services, n.e.c.	860	80	11	40	33
Job training and vocational rehabilitation services	861	31	4	13	10
Child day care services	862	251	1	104	132
Residential care facilities, without nursing	870	94	12	34	34
Social services, n.e.c.	871	326	38	113	123
Museums, art galleries and zoos	872	37	11	16	6
Religious organizations	880	200	216	124	73
Membership organizations	881	109	57	51	33
Engineering, architectural, and surveying services	882	221	141	115	25
Accounting, auditing, and bookkeeping services	890	152	71	85	59
Noncommercial educational and scientific research	891	64	32	25	12
Miscellaneous professional and related services	892	101	22	39	19
PUBLIC ADMINISTRATION					
Executive and legislative offices	900	27	37	18	21
General government, n.e.c.	901	410	388	222	180
Justice, public order, and safety	910	550	451	274	112
Public finance, taxation, and monetary policy	921	85	57	55	40
Administration of human resources programs	922	172	50	67	69
Administration of environmental quality and household programs	930	108	70	48	18
Administration of economic programs	931	128	96	72	31
National security and international affairs	932	509	847	327	123
Don't know	998	1	37	8	7
No answer	990, 999	531	843	391	598
Not applicable	IAP	23,339	28,794	39,487	40,277

Industrial Classification (2007 NAICS/Census Codes)	Punch Industry Code	Respon- dent	N's		
			R's Father	R's Spouse	R's Mother
<u>AGRICULTURE, FORESTRY, FISHING, AND HUNTING</u>	0170-0290				
Crop production	170	16	244	10	34
Animal production	180	19	123	3	6
Forestry, except logging	190	3	2	1	0
Logging	270	2	9	2	0
Fishing, hunting, and trapping	280	2	2	0	2
Support activities for agriculture and forestry	290	2	10	1	1
<u>MINING, QUARRYING, AND OIL AND GAS EXTRACTION</u>	0370-0490				
Oil and gas extraction	370	2	7	0	0
Coal mining	380	1	22	2	0
Metal ore mining	390	0	7	1	0
Nonmetallic mineral mining and quarrying	470	3	6	0	1
Not specified type of mining	480	2	5	3	0
Support activities for mining	490	7	19	8	2
<u>UTILITIES</u>	0570-0690				
Electric power generation, transmission, and distribution	570	28	35	27	6
Natural gas distribution	580	2	12	1	3
Electric and gas, and other combinations	590	7	10	3	2
Water, steam, air-conditioning, and irrigation systems	670	4	5	9	5
Sewage treatment facilities	680	2	4	2	0
Not specified utilities	690	4	1	1	2
<u>CONSTRUCTION</u>	770				
Construction	770	264	442	155	24
<u>MANUFACTURING</u>	1070-3990				
<u>Nondurable goods manufacturing</u>	1070-2390				
<u>Food manufacturing</u>	1070-1290				
Animal food, grain, and oilseed milling	1070	3	9	1	4
Sugar and confectionery products	1080	3	4	0	2
Fruit and vegetable preserving and specialty food manufacturing	1090	5	6	3	15
Dairy product manufacturing	1170	3	11	4	5
Animal slaughtering and processing	1180	28	22	12	28
Retail bakeries	1190	3	7	1	9
Bakeries, except retail	1270	5	15	4	9
Seafood and other miscellaneous foods, n.e.c.	1280	6	5	4	8
Not specified food industries	1290	9	6	2	6
<u>Beverage and tobacco products manufacturing</u>	1370-1390				
Beverage manufacturing	1370	8	21	6	3
Tobacco manufacturing	1390	0	1	1	4
<u>Textiles, apparel, and leather manufacturing</u>	1470-1790				
Fiber, yarn, and thread mills	1470	1	8	1	5
Fabric mills, except knitting mills	1480	4	7	1	18
Textile and fabric finishing and coating mills	1490	2	1	0	1
Carpet and rug mills	1570	1	1	0	0
Textile product mills, except carpet and rug	1590	2	3	0	10
Knitting fabric mills, and apparel knitting mills	1670	3	1	2	4
Cut and sew apparel manufacturing	1680	17	11	5	74
Apparel accessories and other apparel manufacturing	1690	0	1	0	1
Footwear manufacturing	1770	2	5	1	10
Leather tanning and finishing and other allied products manufacturing	1790	2	6	1	4
<u>Paper manufacturing and printing</u>	1870-1990				
Pulp, paper, and paperboard mills	1870	3	18	4	5
Paperboard containers and boxes	1880	3	8	2	3
Miscellaneous paper and pulp products	1890	1	2	0	2
Printing and related support activities	1990	15	27	8	10
<u>Petroleum and coal products manufacturing</u>	2070-2090				
Petroleum refining	2070	11	17	3	3
Miscellaneous petroleum and coal products	2090	0	2	0	0
<u>Chemicals manufacturing</u>	2170-2290				

	Code	R	Father	Spouse	Mother
Resin, synthetic rubber and fibers, and filaments manufacturing	2170	1	5	3	6
Agricultural chemical manufacturing	2180	0	3	1	0
Pharmaceutical and medicine manufacturing	2190	11	3	5	5
Paint, coating, and adhesive manufacturing	2270	3	0	1	0
Soap, cleaning compound, and cosmetics manufacturing	2280	0	6	3	5
Industrial and miscellaneous chemicals	2290	7	30	7	5
<u>Plastics and rubber products manufacturing</u>	2370-2390				
Plastics product manufacturing	2370	12	10	2	5
Tire manufacturing	2380	2	7	1	2
Rubber product, except tire, manufacturing	2390	1	3	1	2
<u>Durable goods manufacturing</u>	2470-2990				
<u>Nonmetallic mineral products manufacturing</u>	2470-2590				
Pottery, ceramics, and plumbing fixture manufacturing	2470	5	5	0	3
Structural clay product manufacturing	2480	1	2	0	0
Glass and glass product manufacturing	2490	3	10	7	6
Cement, concrete, lime, and gypsum product manufacturing	2570	4	5	4	0
Miscellaneous nonmetallic mineral product manufacturing	2590	1	4	1	0
<u>Primary metals and fabricated metal products manufacturing</u>	2670-2990				
Iron and steel mills and steel product manufacturing	2670	11	58	7	4
Aluminum production and processing	2680	8	5	3	0
Nonferrous metal (except aluminum) production and processing	2690	1	4	0	1
Foundries	2770	6	9	4	0
Metal forgings and stampings	2780	1	6	1	1
Cutlery and hand tool manufacturing	2790	3	2	1	3
Structural metals, and boiler, tank, and shipping container manufacturing	2870	10	19	9	2
Machine shops; turned product; screw, nut, and bolt manufacturing	2880	7	12	3	1
Coating, engraving, heat treating and allied activities	2890	3	4	4	0
Ordnance	2970	1	1	0	2
Miscellaneous fabricated metal products manufacturing	2980	7	15	3	7
Not specified metal industries	2990	4	6	1	0
<u>Machinery manufacturing</u>	3070-3290				
Agricultural implement manufacturing	3070	3	8	0	2
Construction, and mining and oil and gas field machinery manufacturing	3080	5	7	1	0
Commercial and service industry machinery manufacturing	3090	3	9	0	2
Metalworking machinery manufacturing	3170	2	19	2	3
Engines, turbines, and power transmission equipment manufacturing	3180	1	6	1	2
Machinery manufacturing, n.e.c.	3190	22	21	12	5
Not specified machinery manufacturing	3290	3	3	1	2
<u>Computers and electronic products manufacturing</u>	3360-3390				
Computer and peripheral equipment manufacturing	3360	10	9	5	6
Communications, and audio and video equipment manufacturing	3370	7	8	2	10
Navigational, measuring, electromedical, and control instruments manufacturing	3380	4	3	3	4
Electronic component and product manufacturing, n.e.c.	3390	23	11	8	9
<u>Electrical equipment and appliances manufacturing</u>	3470-3490				
Household appliance manufacturing	3470	1	7	2	3
Electrical lighting and electrical equipment manufacturing, and other electrical component manufacturing, n.e.c.	3490	16	19	4	11
<u>Transportation equipment manufacturing</u>	3570-3690				
Motor vehicles and motor vehicle equipment manufacturing	3570	52	107	23	24
Aircraft and parts manufacturing	3580	11	40	7	8
Aerospace product and parts manufacturing	3590	9	10	5	1
Railroad rolling stock manufacturing	3670	1	3	2	0
Ship and boat building	3680	5	5	0	1
Other transportation equipment manufacturing	3690	2	2	0	0
<u>Wood products manufacturing</u>	3770-3870				
Sawmills and wood preservation	3770	2	11	1	0
Veneer, plywood, and engineered wood products	3780	2	1	0	1
Prefabricated wood buildings and mobile homes	3790	0	0	1	2
Miscellaneous wood products	3870	5	5	3	2
<u>Furniture and fixtures manufacturing</u>	3890-3899				
Furniture and related product manufacturing	3890	11	18	7	4

	Code	R	Father	Spouse	Mother
<u>Miscellaneous manufacturing</u>	3960-3990				
Medical equipment and supplies manufacturing	3960	15	4	12	11
Sporting and athletic goods, and doll, toy and game manufacturing	3970	4	4	3	6
Miscellaneous manufacturing, n.e.c.	3980	11	7	7	8
Not specified manufacturing industries	3990	29	45	15	22
WHOLESALE AND RETAIL TRADE	4070-5790				
<u>Wholesale trade</u>	4070-4590				
Motor vehicles, parts and supplies, merchant wholesalers	4070	3	3	3	1
Furniture and home furnishing, merchant wholesalers	4080	1	1	0	0
Lumber and other construction materials, merchant wholesalers	4090	1	5	1	3
Professional and commercial equipment and supplies, merchant wholesalers	4170	8	3	6	1
Metals and minerals, except petroleum, merchant wholesalers	4180	3	2	0	1
Electrical and electronic goods, merchant wholesalers	4190	0	5	4	2
Hardware, plumbing and heating equipment, and supplies, merchant wholesalers	4260	0	5	1	
Machinery, equipment, and supplies, merchant wholesalers	4270	9	6	3	
Recyclable material, merchant wholesalers	4280	1	2	1	3
Miscellaneous durable goods, merchant wholesalers	4290	2	1	1	1
Paper and paper products, merchant wholesalers	4370	0	3	2	0
Drugs, sundries, and chemical and allied products, merchant wholesalers	4380	2	6	4	0
Apparel, fabrics, and notions, merchant wholesalers	4390	1	2	1	2
Groceries and related products, merchant wholesalers	4470	29	22	12	8
Farm product raw materials, merchant wholesalers	4480	2	2	0	3
Petroleum and petroleum products, merchant wholesalers	4490	3	6	3	2
Alcoholic beverages, merchant wholesalers	4560	7	8	2	1
Farm supplies, merchant wholesalers	4570	1	2	0	0
Miscellaneous nondurable goods, merchant wholesalers	4580	2	3	0	0
Wholesale electronic markets, agents and brokers	4585	1	2	3	2
Not specified wholesale trade	4590	4	2	1	2
<u>Retail trade</u>	4670-5790				
Automobile dealers	4670	26	44	12	8
Other motor vehicle dealers	4680	1	1	1	0
Auto parts, accessories, and tire stores	4690	18	12	8	3
Furniture and home furnishings stores	4770	12	14	7	9
Household appliance stores	4780	2	8	1	4
Radio, TV, and computer stores	4790	12	8	3	2
Building material and supplies dealers	4870	15	18	11	6
Hardware stores	4880	13	3	4	4
Lawn and garden equipment and supplies stores	4890	3	10	3	4
Grocery stores	4970	76	46	19	77
Specialty food stores	4980	4	7	3	11
Beer, wine, and liquor stores	4990	3	2	1	2
Pharmacies and drug stores	5070	17	5	11	12
Health and personal care, except drug, stores	5080	9	2	1	8
Gasoline stations	5090	22	16	6	10
Clothing stores	5170	21	6	6	20
Shoe stores	5180	7	6	0	2
Jewelry, luggage, and leather goods stores	5190	9	5	2	4
Sporting goods, camera, and hobby and toy stores	5270	4	4	2	5
Sewing, needlework, and piece goods stores	5280	2	0	0	3
Music stores	5290	3	1	1	0
Book stores and news dealers	5370	2	0	3	5
Department stores and discount stores	5380	55	15	13	82
Miscellaneous general merchandise stores	5390	17	2	5	12
Retail florists	5470	6	0	2	5
Office supplies and stationery stores	5480	4	0	0	2
Used merchandise stores	5490	6	3	2	7
Gift, novelty, and souvenir shops	5570	3	0	1	3
Miscellaneous retail stores	5580	16	2	3	3
Electronic shopping	5590	4	0	2	0
Electronic auctions	5591	0	0	0	0
Mail order houses	5592	1	0	2	2
Vending machine operators	5670	5	1	0	1

	Code	R	Father	Spouse	Mother
Fuel dealers	5680	2	6	0	3
Other direct selling establishments	5690	1	3	2	8
Not specified retail trade	5790	33	19	13	19
TRANSPORTATION	6070-6390				
<u>Transportation and warehousing</u>	6070-6390				
Air transportation	6070	13	12	2	6
Rail transportation	6080	10	54	4	1
Water transportation	6090	1	7	0	0
Truck transportation	6170	54	82	29	8
Bus service and urban transit	6180	12	11	6	6
Taxi and limousine service	6190	8	11	2	1
Pipeline transportation	6270	0	1	1	0
Scenic and sightseeing transportation	6280	0	2	1	1
Services incidental to transportation	6290	22	23	10	6
Postal Service	6370	19	38	12	10
Couriers and messengers	6380	15	4	3	3
Warehousing and storage	6390	12	12	3	10
INFORMATION	6470-6780				
<u>Publishing, except Internet</u>	6470-6490				
Newspaper publishers	6470	9	10	0	11
Periodical, book, and directory publishers	6480	12	2	4	7
Software publishers	6490	1	0	0	0
<u>Motion picture and sound recording industries</u>	6570-6590				
Motion pictures and video industries	6570	9	3	6	3
Sound recording industries	6590	0	0	0	1
<u>Broadcasting, except Internet</u>	6670-6679				
Radio and television broadcasting and cable subscription programming	6670	11	5	4	5
Internet publishing and broadcasting and web search portals	6672	1	0	0	0
<u>Telecommunications</u>	6680-6690				
Wired telecommunications carriers	6680	26	19	9	33
Other telecommunications services	6690	16	1	8	2
Data processing, hosting, and related services	6695	1	0	0	1
<u>Other information services</u>	6770-6780				
Libraries and archives	6770	6	1	4	9
Other information services	6780	0	0	1	0
FINANCIAL ACTIVITIES	6870-7190				
<u>Finance and insurance</u>	6870-6990				
<u>Finance</u>	6870-6970				
Banking and related activities	6870	59	26	33	68
Savings institutions, including credit unions	6880	10	4	8	14
Non-depository credit and related activities	6890	21	5	13	6
Securities, commodities, funds, trusts, and other financial investments	6970	31	8	11	7
<u>Insurance</u>	6990-6999				
Insurance carriers and related activities	6990	78	49	38	57
<u>Real estate and rental and leasing</u>	7070-7190				
Real estate	7070	86	28	40	43
<u>Rental and leasing services</u>	7080-7190				
Automotive equipment rental and leasing	7080	5	2	1	2
Video tape and disk rental	7170	2	0	0	1
Other consumer goods rental	7180	1	1	0	1
Commercial, industrial, and other intangible assets rental and leasing	7190	2	1	3	0
PROFESSIONAL AND TECHNICAL SERVICES	7270-7490				
Legal services	7270	45	17	24	25
Accounting, tax preparation, bookkeeping, and payroll services	7280	35	9	19	19
Architectural, engineering, and related services	7290	26	23	17	10
Specialized design services	7370	7	4	4	5
Computer systems design and related services	7380	39	11	29	3
Management, scientific, and technical consulting services	7390	34	12	16	2
Scientific research and development services	7460	22	6	9	7
Advertising and related services	7470	10	9	5	6
Veterinary services	7480	11	1	3	3

	Code	R	Father	Spouse	Mother
Other professional, scientific, and technical services	7490	9	3	5	6
MANAGEMENT, ADMINISTRATIVE, AND WASTE SERVICES	7570-7790				
Management of companies and enterprises	7570	4	2	1	3
<u>Administrative and support services</u>	7580-7780				
Employment services	7580	12	6	4	7
Business support services	7590	20	2	4	14
Travel arrangements and reservation services	7670	5	1	7	6
Investigation and security services	7680	11	11	9	3
Services to buildings and dwellings	7690	33	11	12	30
Landscaping services	7770	37	20	14	3
Other administrative and other support services	7780	3	6	3	4
Waste management and remediation services	7790	15	11	5	3
EDUCATION AND HEALTH SERVICES	7860-8470				
<u>Educational services</u>	7860-7890				
Elementary and secondary schools	7860	297	85	130	325
Colleges and universities, including junior colleges	7870	104	56	44	50
Business, technical, and trade schools and training	7880	6	2	1	3
Other schools and instruction, and educational support services	7890	18	1	6	8
<u>Health care and social assistance</u>	7970-8470				
	7970-8180 &				
<u>Health services, except hospitals</u>	8270-8290				
Offices of physicians	7970	36	24	26	39
Offices of dentists	7980	25	6	9	18
Offices of chiropractors	7990	3	0	2	1
Offices of optometrists	8070	3	0	1	3
Offices of other health practitioners	8080	10	2	4	6
Outpatient care centers	8090	34	9	22	21
Home health care services	8170	46	0	10	27
Other health care services	8180	27	2	9	9
Hospitals	8190	219	40	93	227
Nursing care facilities	8270	85	7	21	102
Residential care facilities, without nursing	8290	31	2	13	15
<u>Social assistance</u>	8370-8470				
Individual and family services	8370	36	7	9	29
Community food and housing, and emergency services	8380	6	0	0	5
Vocational rehabilitation services	8390	4	0	2	1
Child day care services	8470	53	0	14	60
LEISURE AND HOSPITALITY	8560-8690				
<u>Arts, entertainment, and recreation</u>	8560-8590				
Independent artists, performing arts, spectator sports, and related industries	8560	30	16	7	10
Museums, art galleries, historical sites, and similar institutions	8570	18	10	4	6
Bowling centers	8580	1	2	0	3
Other amusement, gambling, and recreation industries	8590	54	11	19	12
<u>Accommodation and food services</u>	8660-8690				
<u>Accommodation</u>	8660-8670				
Traveler accommodation	8660	48	8	6	38
Recreational vehicle parks and camps, and rooming and boarding houses	8670	1	2	3	1
<u>Food services and drinking places</u>	8680-8690				
Restaurants and other food services	8680	215	48	47	173
Drinking places, alcoholic beverages	8690	9	5	0	15
OTHER SERVICES	8770-9290				
<u>Repair and maintenance</u>	8770-8890				
Automotive repair and maintenance	8770	31	63	19	5
Car washes	8780	4	3	3	3
Electronic and precision equipment repair and maintenance	8790	7	8	2	2
Commercial and industrial machinery and equipment repair and maintenance	8870	2	11	4	2
Personal and household goods repair and maintenance	8880	6	8	1	13
Footwear and leather goods repair	8890	0	0	0	1
<u>Personal and laundry services</u>	8970-9090				
Barber shops	8970	3	6	2	0
Beauty salons	8980	33	3	17	51
Nail salons and other personal care services	8990	12	3	6	3

	Code	R	Father	Spouse	Mother
Drycleaning and laundry services	9070	16	7	3	24
Funeral homes, and cemeteries and crematories	9080	2	4	3	1
Other personal services	9090	10	0	2	0
<u>Membership associations and organizations</u>	9160-9190				
Religious organizations	9160	24	36	13	15
Civic, social, advocacy organizations, and grantmaking and giving services	9170	33	0	19	12
Labor unions	9180	4	10	1	0
Business, professional, political, and similar organizations	9190	1	1	4	2
Private households	9290	54	6	17	119
<u>PUBLIC ADMINISTRATION</u>	9370-9590				
Executive offices and legislative bodies	9370	39	36	20	25
Public finance activities	9380	17	5	7	7
Other general government and support	9390	1	3	3	2
Justice, public order, and safety activities	9470	78	84	35	37
Administration of human resource programs	9480	34	7	16	22
Administration of environmental quality and housing programs	9490	7	7	4	1
Administration of economic programs and space research	9570	22	19	5	12
National security and international affairs	9590	27	34	13	14
<u>ACTIVE DUTY MILITARY PERSONNEL (NO CIVILIAN EMPLOYEES)</u>	9670-9870				
U.S. Army	9670	16	16	8	0
U.S. Air Force	9680	9	15	6	1
U.S. Navy	9690	3	13	1	0
U.S. Marine Corps	9770	2	3	0	0
U.S. Coast Guard	9780	1	1	0	0
U.S. Armed Forces/n.s.	9790	46	80	37	24
Active duty military personnel, all other	9870	1	3	1	0
No answer	9999	51	109	45	56
Not applicable	IAP	55257	55887	57642	56538

APPENDIX I:

INTERNATIONAL STANDARD CLASSIFICATION OF OCCUPATIONS

(ISCO68, PAISCO68, SPISCO68, ISCO681, PAISC681, MAISC681, SPISC681, ISCO88, PAISCO88, MAISCO88, SPISCO88)

This appendix contains recodes of the 1970 and 1980 Census Classification of Occupations (See Appendix F) into the 1968 International Standard Classification of Occupations (ISCO) and the 1980 Census Classification of Occupations into the 1988 ISCO. The first table converts 1970 Census occupation codes into 1968 ISCO codes, the second table converts 1980 Census occupation codes into 1968 ISCO codes and the third table converts the 1980 Census into 1988 ISCO codes. The conversion schemes were developed by Harry B. G. Ganzeboom at Nijmegen University, the Netherlands. The conversion from 1980 Census to 1968 ISCO is preliminary and subject to revision.

1968 International Standard Classification Codes (based on 1970 U.S. occupational codes)	Punch			
	OCC.	N's		
	Code	Respondent (ISCO68)	R's Father (PAISCO68)	R's Spouse (SPISCO68)
PROFESSIONAL TECHNICAL AND RELATED WORKERS				
PHYSICAL SCIENTISTS AND RELATED TECHNICIANS				
Chemists				
Chemist	0110	33	45	24
Physicists				
Physicist	0120	2	5	6
Physical Scientists n.e.c.				
Scientist	0130	0	0	0
Geologist	0131	11	3	4
Astronomer	0132	2	1	0
Weatherman	0133	0	0	0
Physical Science Technicians	0140	10	4	4
ARCHITECTS, ENGINEERS AND RELATED TECHNICIANS				
Architects and Town Planners				
Architect	0210	29	26	13
Civil Engineers				
Engineer, Civil Engineer	0220	49	80	36
Electrical and Electronics Engineers				
Electrical Engineer	0230	63	105	52
Mechanical Engineers				
Mechanical Engineer	0240	43	90	33
Chemical Engineers				
Chemical Engineer	0250	24	31	19
Metallurgists				
Metallurgist	0260	5	6	0
Mining Engineers				
Mining Engineer	0270	2	9	3
Industrial Engineers				
Industrial Engineer	0280	50	75	41
Engineers n.e.c.				
Engineer n.e.c.	0290	38	33	25
Surveyors				
Surveyor	0310	13	12	8
Draftsmen				
Draftsman	0320	50	48	39
Tracer	0321	0	0	0
Civil Engineering Technicians				
Surveyor's Assistant	0330	0	0	0
Electrical and Electronics Engineering Technicians	0340	82	29	38
Mechanical Engineering Technicians	0350	5	5	2

	Code	R	Father	Spouse
Chemical Engineering Technicians	0360	18	15	18
<u>Metallurgical Technicians</u>	0370	0	0	0
<u>Mining Technicians</u>				
Mining Technician	0380	0	0	0
<u>Engineering Technicians n.e.c.</u>				
Engineer's Aide	0390	90	28	52
AIRCRAFT AND SHIPS' OFFICERS				
<u>Aircraft Pilots, Navigators and Flight Engineers</u>				
Airline Pilot	0410	25	18	21
Astronaut	0411	0	0	0
<u>Ships' Deck Officers and Pilots</u>				
Ship's Officer	0420	6	29	6
Small Boat Officer	0421	0	0	0
<u>Ships' Engineers</u>				
Ship's Engineer	0430	0	0	0
LIFE SCIENTISTS AND RELATED TECHNICIANS				
<u>Biologists, Zoologists and Related Scientists</u>				
Biologist	0510	16	4	13
<u>Bacteriologists, Pharmacologists and Related Scientists</u>				
Medical Researcher	0520	0	0	0
Dairy Scientist	0521	0	0	0
<u>Agronomists and Related Scientists</u>				
Agronomist	0530	30	24	18
Agricultural Agent	0531	0	0	0
<u>Life Sciences Technicians</u>				
Medical Technician	0540	132	8	55
Agricultural Technician	0541	0	0	0
MEDICAL, DENTAL, VETERINARY AND RELATED WORKERS				
<u>Medical Doctors</u>				
Physician	0610	53	112	49
Chief Physician in Hospital	0611	0	0	0
<u>Medical Assistants</u>				
Medical Assistant	0620	93	0	37
<u>Dentists</u>				
Dentist	0630	27	40	14
<u>Dental Assistants</u>				
	0640	54	1	35
<u>Veterinarians</u>				
Veterinarian	0650	7	12	1
<u>Veterinary Assistants</u>				
	0660	0	0	0
<u>Pharmacists</u>				
Pharmacist	0670	23	37	19
<u>Pharmaceutical Assistants</u>				
Uncertified Pharmacist	0680	0	0	0

	Code	R	Father	Spouse
<u>Dietitians and Public Health Nutritionists</u>				
Dietitian	0690	16	1	14
<u>Professional Nurses</u>				
Professional Nurse, Nurse	0710	535	3	292
Head Nurse	0711	0	0	0
<u>Nursing Personnel n.e.c.</u>				
Uncertified Nurse	0720	490	28	213
<u>Professional Midwives</u>				
Professional Midwife, Midwife	0730	0	0	0
<u>Midwifery Personnel n.e.c.</u>				
	0740	0	0	0
<u>Optometrists and Opticians</u>				
Optometrist	0750	7	8	6
Optician	0751	0	0	0
<u>Physiotherapists and Occupational Therapists</u>				
Physiotherapist	0760	51	4	38
Occupational Therapist	0761	0	0	0
Masseur	0762	0	0	0
<u>Medical X-Ray Technician</u>				
	0770	27	2	12
<u>Medical, Dental, Veterinary and Related Workers n.e.c.</u>				
Osteopath	0790	4	5	0
Chiropractor	0791	7	9	7
Herbalist	0792	0	0	0
Sanitary Officer	0793	0	0	0
STATISTICIANS, MATHEMATICIANS, SYSTEMS ANALYSTS AND RELATED TECHNICIANS				
<u>Statisticians</u>				
Statistician	0810	4	3	3
<u>Mathematicians and Actuaries</u>				
Mathematician	0820	2	3	3
<u>Systems Analysts</u>				
	0830	40	12	31
<u>Statistical and Mathematical Technicians</u>				
Computer Programmer	0840	123	29	70
ECONOMISTS				
<u>Economists</u>				
Economist	0900	34	8	17
ACCOUNTANTS				
<u>Accountants</u>				
Accountant	1100	228	175	159
Professional Accountant	1101	0	0	0
JURISTS				
<u>Lawyers</u>				
Lawyer, Trial Lawyer	1210	94	94	71
Public Prosecutor	1211	0	0	0
<u>Judges</u>				
Judge	1220	7	8	3
Supreme Court Justice	1221	0	0	0
Local Court Judge	1222	0	0	0

<u>Jurists n.e.c.</u>	Code	R	Father	Spouse
Non-Trial Lawyer	1290	0	0	0
Legal Advisor Without Degree	1291	0	0	0
TEACHERS				
<u>University and Higher Education Teachers</u>				
University Professor	1310	176	94	96
University President, Dean	1311	0	0	0
<u>Secondary Education Teachers</u>				
High School Teacher	1320	414	84	221
Middle School Teacher	1321	0	0	0
<u>Primary Education Teachers</u>				
Teacher, Primary Teacher	1330	525	44	307
<u>Pre-Primary Education Teachers</u>				
Pre-Primary Teacher	1340	58	1	49
<u>Special Education Teachers</u>				
	1350	27	4	11
<u>Teachers n.e.c.</u>				
Vocational Teacher	1390	0	0	0
Principal, Primary Principal	1391	70	54	52
Education Officer	1392	0	0	0
Teacher's Aide	1393	101	0	55
Secondary School Principal	1394	0	0	0
WORKERS IN RELIGION				
<u>Ministers of Religion and Related Members of Religious Orders</u>				
Clergyman	1410	56	159	42
High Church Official	1411	0	0	0
Religious Reciter	1412	0	0	0
Evangelist	1413	0	0	0
Missionary	1414	0	0	0
Member of Religious Order	1415	0	0	0
Assistant Priest	1416	0	0	0
<u>Workers in Religion n.e.c.</u>				
Religious Teacher	1490	13	8	4
Faith Healer	1491	0	0	0
AUTHORS, JOURNALISTS AND RELATED WRITERS				
<u>Authors and Critics</u>				
Author	1510	10	0	5
Pulp Writer	1511	0	0	0
<u>Authors, Journalists and Related Writers n.e.c.</u>				
Journalist	1590	0	0	0
Newspaper Editor	1591	52	31	27
Advertising Writer	1592	0	0	0
Public Relations Man	1593	45	10	17
SCULPTORS, PAINTERS, PHOTOGRAPHERS AND RELATED CREATIVE ARTISTS				
<u>Sculptors, Painters and Related Artists</u>				
Artist	1610	61	18	23
<u>Commercial Artists and Designers</u>				
Commercial Artist	1620	0	0	0
Designer	1621	38	20	20
Window Display Artist	1622	27	9	9

<u>Photographers and Cameramen</u>	Code	R	Father	Spouse
Photographer	1630	27	14	12
TV Cameraman	1631	0	0	0
COMPOSERS AND PERFORMING ARTISTS				
<u>Composers, Musicians and Singers</u>				
Musician, Classical Musician	1710	41	22	22
Jazz Musician	1711	0	0	0
Musical Entertainer	1712	0	0	0
Music Teacher	1713	0	0	0
<u>Choreographers and Dancers</u>				
Dancer	1720	6	2	4
Dancing Teacher	1721	0	0	0
<u>Actors and Stage Directors</u>				
Actor	1730	8	2	3
Star Actor	1731	0	0	0
Dramatic Director	1732	0	0	0
<u>Producers, Performing Arts</u>				
Dramatic Producer	1740	0	0	0
<u>Circus Performers</u>				
	1750	0	0	0
<u>Performing Artists n.e.c.</u>				
Radio, TV Announcer	1790	8	4	4
Entertainer	1791	32	14	13
ATHLETES, SPORTSMEN AND RELATED WORKERS				
<u>Athletes, Sportsmen and Related Workers</u>				
Professional Athlete	1800	19	11	15
Coach, Manager	1801	0	0	0
PROFESSIONAL, TECHNICAL AND RELATED WORKERS n.e.c.				
<u>Librarians, Archivists and Curators</u>				
Librarian	1910	46	0	31
<u>Sociologists, Anthropologists and Related Scientists</u>				
Sociologist	1920	2	2	1
Psychologist	1921	22	8	12
Archeologist	1922	0	0	0
Historian	1923	0	0	0
Social Scientist n.e.c.	1924	8	2	3
<u>Social Workers</u>				
Social Worker	1930	192	48	109
Group Worker	1931	22	6	4
<u>Personnel and Occupational Specialists</u>				
Personnel Director	1940	0	0	0
Job Counselor	1941	37	6	20
<u>Philologists, Translators and Interpreters</u>				
Translator	1950	0	0	0
Philologist	1951	0	0	0
<u>Other Professional, Technical and Related Workers</u>				
Technician	1990	28	10	12
Diviner	1991	0	0	0
Fingerprint Expert	1992	0	0	0
Explorer	1993	0	0	0
Peace Corps Member	1994	0	0	0
Advertising Executive	1995	0	0	0

	Code	R	Father	Spouse
ADMINISTRATIVE AND MANAGERIAL WORKERS				
LEGISLATIVE OFFICIALS AND GOVERNMENT ADMINISTRATORS				
<u>Heads of Government Jurisdiction</u>				
Chief of State	2010	0	0	0
Provincial Governor	2011	0	0	0
District Head	2012	0	0	0
Head, Large City	2013	0	0	0
Head, City or Small City	2014	0	0	0
Village Head	2015	0	0	0
<u>Members of Legislative Bodies</u>				
Leader of House	2020	0	0	0
Member Upper House	2021	0	0	0
Member Lower House	2022	0	0	0
Member Provincial House	2023	0	0	0
Member Local Council	2024	0	0	0
<u>High Administrative Officials</u>				
Government Minister	2030	0	0	0
Ambassador	2031	0	0	0
Diplomat	2032	0	0	0
High Civil Servant, Dept. Head	2033	0	0	0
Dept. Head, Provincial Government	2034	0	0	0
Dept. Head, Local Government	2035	0	0	0
Chief's Counselor	2036	0	0	0
MANAGERS				
<u>General Managers</u>				
Member Board of Directors	2110	0	0	0
Head of Large Firm	2111	0	0	0
Head of Firm	2112	0	0	0
Head of Small Firm	2113	0	0	0
Banker	2114	137	91	84
Banker, Large Bank	2115	0	0	0
Building Contractor	2116	0	0	0
<u>Production Managers (Except Farm)</u>				
Factory Manager	2120	0	0	0
<u>Managers n.e.c.</u>				
Businessman	2190	1510	2286	1113
Branch Manager	2191	0	0	0
Department Manager	2192	0	0	0
Department Manager, Large Firm	2193	0	0	0
Business Executive	2194	0	0	0
Politician, Party Official	2195	0	0	0
Union Official	2196	0	0	0
High Union Official	2197	8	20	19
CLERICAL AND RELATED WORKERS				
CLERICAL SUPERVISORS				
<u>Clerical Supervisors</u>				
Office Manager	3000	213	58	109
GOVERNMENT EXECUTIVE OFFICIALS				
<u>Government Executive Officials</u>				
Middle Rank Civil Servant	3100	153	115	80
Civil Servant, Minor Civil Servant	3101	0	0	0
Government Inspector	3102	44	36	39
Customs Inspector	3103	0	0	0
Tax Collector	3104	0	0	0

	Code	R	Father	Spouse
STENOGRAPHERS, TYPISTS AND CARD- AND TAPE-PUNCHING MACHINE OPERATORS				
<u>Stenographers, Typists and Teletypists</u>				
Typist, Stenographer	3210	277	3	119
Secretary	3211	1035	7	612
<u>Card- and Tape-Punching Machine Operators</u>				
Keypunch Operator	3220	73	2	48
BOOKKEEPERS, CASHIERS AND RELATED WORKERS				
<u>Bookkeepers and Cashiers</u>				
Bookkeeper	3310	460	56	259
Cashier	3311	383	11	168
Head Cashier	3312	0	0	0
Bank Teller	3313	83	6	69
Post Office Clerk	3314	79	74	44
Ticket Seller	3315	119	26	58
<u>Bookkeepers, Cashiers and Related Workers n.e.c.</u>				
Financial Clerk	3390	157	34	81
Bill Collector	3391	20	2	9
COMPUTING MACHINE OPERATORS				
<u>Bookkeeping and Calculating Machine Operators</u>				
	3410	66	0	36
<u>Automatic Data-Processing Machine Operators</u>				
Computer Operator	3420	111	6	61
TRANSPORT AND COMMUNICATIONS SUPERVISORS				
<u>Railway Station Masters</u>				
Railway Stationmaster	3510	0	0	0
<u>Postmasters</u>				
Postmaster	3520	13	24	6
<u>Transport and Communications Supervisors n.e.c.</u>				
Dispatcher, Expeditior	3590	21	14	16
TRANSPORT CONDUCTORS				
<u>Transport Conductors</u>				
Railroad Conductor	3600	16	54	10
Bus, Streetcar Conductor	3601	1	23	2
Sleeping Car Porter	3602	0	0	0
MAIL DISTRIBUTION CLERKS				
<u>Mail Distribution Clerks</u>				
Mail Carrier	3700	96	120	60
Office Boy, Messenger	3701	24	4	11
TELEPHONE AND TELEGRAPH OPERATORS				
<u>Telephone and Telegraph Operators</u>				
Telephone Operator	3800	137	1	63
Telegraph Operator	3801	17	10	10
Radio Operator	3802	0	0	0
CLERICAL AND RELATED WORKERS n.e.c.				
<u>Stock Clerks</u>				
Stockroom Attendant	3910	130	69	87
Shipping Clerk	3911	179	100	88

	Code	R	Father	Spouse
<u>Material and Production Planning Clerks</u>	3920	0	0	0
<u>Correspondence and Reporting Clerks</u>				
Office Clerk	3930	0	0	0
Government Office Clerk	3931	0	0	0
Law Clerk	3932	0	0	0
<u>Receptionists and Travel Agency Clerks</u>				
Receptionist	3940	134	2	84
Transportation Agent	3941	0	0	0
Railway Baggage man	3942	0	0	0
Travel Agent	3943	0	0	0
Floor Walker	3944	0	0	0
<u>Library and Filing Clerks</u>				
Library Assistant	3950	22	0	19
Filing Clerk	3951	67	3	34
<u>Clerks n.e.c.</u>				
Proofreader	3990	683	109	341
Political Party Worker	3991	12	2	4
Meter Reader	3992	13	7	6
	3993	10	15	9
SALES WORKERS				
MANAGERS (WHOLESALE AND RETAIL TRADE)				
<u>Managers (Wholesale and Retail Trade)</u>				
Retail Manager	4000	0	0	0
Service Station Manager	4001	0	0	0
Credit Manager	4002	21	9	19
WORKING PROPRIETORS (WHOLESALE AND RETAIL TRADE)				
<u>Working Proprietors (Wholesale and Retail Trade)</u>				
Shop Keeper	4100	0	0	0
Large Shop Owner	4101	0	0	0
One-Man Stand Operator	4102	0	0	0
Automobile Dealer	4103	0	0	0
Broker	4104	0	0	0
Livestock Broker	4105	0	0	0
Wholesale Distributor	4106	0	0	0
Smuggler	4107	0	0	0
Labor Contractor	4108	0	0	0
SALES SUPERVISORS AND BUYERS				
<u>Sales Supervisors</u>				
Sales Manager	4210	229	159	156
<u>Buyers</u>				
Buyer	4220	40	23	27
Purchasing Agent	4221	47	46	41
Agricultural Buyer	4222	4	28	6
TECHNICAL SALESMAN, COMMERCIAL TRAVELLERS AND MANUFACTURERS' AGENTS				
<u>Technical Salesmen and Service Advisers</u>				
Sales Engineer	4310	2	3	8
Utility Co. Salesman	4311	0	0	0
<u>Commercial Travellers and Manufacturers' Agents</u>				
Traveling Salesman	4320	0	0	0

	Code	R	Father	Spouse
INSURANCE, REAL ESTATE, SECURITIES AND BUSINESS SERVICES SALESMEN AND AUCTIONEERS				
<u>Insurance, Real Estate and Securities Salesman</u>	4400			1
Insurance Agent	4410	139	152	106
Real Estate Agent	4411	117	99	75
Stock Broker	4412	28	23	14
<u>Business Services Salesmen</u>				
Advertising Salesman	4420	24	15	11
<u>Auctioneers</u>				
Auctioneer	4430	2	1	2
Appraiser	4431	8	7	3
Insurance Claims Investigator	4432	43	23	31
SALESMEN, SHOP ASSISTANTS AND RELATED WORKERS				
<u>Salesmen, Shop Assistants and Demonstrators</u>				
Sales Clerk	4510	980	589	632
Automobile Salesman	4511	0	0	0
Gas Station Attendant	4512	0	0	0
Model	4513	0	0	0
Sales Demonstrator	4514	14	0	7
<u>Street Vendors, Canvassers and Newsvendors</u>				
Market Trader	4520	0	0	0
Street Vendor, Peddler	4521	53	35	25
Telephone Solicitor	4522	0	0	0
Newspaper Seller	4523	11	8	4
Routeman	4524	0	0	0
Narcotics Peddler	4525	0	0	0
SALES WORKERS n.e.c.				
<u>Sales Workers n.e.c.</u>				
Money Lender	4900	0	0	0
SERVICE WORKERS				
MANAGERS (CATERING AND LODGING SERVICES)				
<u>Managers (Catering and Lodging Services)</u>				
Bar Manager	5000	170	107	79
Hotel Manager	5001	0	0	0
Apartment Manager	5002	0	0	0
WORKING PROPRIETORS (CATERING AND LODGING SERVICES)				
<u>Working Proprietors (Catering and Lodging Services)</u>				
Restaurant Owner	5100	0	0	0
Lunchroom, Coffee Shop Operator	5101	0	0	0
Hotel Operator	5102	0	0	0
Boardinghouse Keeper	5103	8	2	4
Pub Keeper	5104	0	0	0
HOUSEKEEPING AND RELATED SERVICE SUPERVISORS				
<u>Housekeeping and Related Service Supervisors</u>				
Steward	5200	0	0	0
Housekeeper	5201	181	5	48
COOKS, WAITERS, BARTENDERS AND RELATED WORKERS				
<u>Cooks</u>				
Cook	5310	12	1	8
Master Cook	5311	0	0	0
Cook's Helper	5312	0	0	0

	Code	R	Father	Spouse
<u>Waiters, Bartenders and Related Workers</u>				
Waiter	5320	577	15	244
Bartender	5321	57	31	22
Soda Fountain Clerk	5322	85	4	38
MAIDS AND RELATED HOUSEKEEPING SERVICE WORKERS n.e.c.				
<u>Maids and Related Housekeeping Service Workers n.e.c.</u>				
Servant	5400	322	8	92
Nursemaid	5401	185	0	78
Hotel Chambermaid	5402	83	0	21
Hotel Concierge	5403	0	0	0
BUILDING CARETAKERS, CHARWORKERS, CLEANERS AND RELATED WORKERS				
<u>Building Caretakers</u>				
Janitor	5510	256	205	179
Concierge (Apartment House)	5511	0	0	0
Sexton	5512	0	0	0
<u>Charworkers, Cleaners and Related Workers</u>				
Charworker	5520	550	116	220
Window Washer	5521	0	0	0
Chimney Sweep	5522	0	0	0
LAUNDERERS, DRY-CLEANERS AND PRESSERS				
<u>Launderers, Dry-Cleaners and Pressers</u>				
Launderer	5600	85	32	34
HAIRDRESSERS, BARBERS, BEAUTICIANS AND RELATED WORKERS				
<u>Hairdressers, Barbers, Beauticians and Related Workers</u>				
Barber	5700	217	102	129
Master Barber	5701	0	0	0
Beautician	5702	0	0	0
Operator of Hairdressing Salon	5703	0	0	0
PROTECTIVE SERVICE WORKERS				
<u>Fire-Fighters</u>				
Fireman	5810	49	87	37
<u>Police and Detectives</u>				
Policeman	5820	96	162	69
Police Officer	5821	0	0	0
High Police Official	5822	2	5	1
Specialized Law Officer	5823	0	0	0
<u>Protective Service Workers n.e.c.</u>				
Watchman	5890	131	101	70
Prison Guard	5891	0	0	0
Bailiff	5892	20	17	10
<u>Armed Forces</u>				
Armed Forces ¹	5895	211	295	177
SERVICE WORKERS n.e.c.				
<u>Guides</u>				
Museum Attendant	5910	0	0	0
<u>Undertakers and Embalmers</u>				
Undertaker	5920	15	10	12

¹This code is not part of the International Standard Classification Codes. It is a code used by NORC.

	Code	R	Father	Spouse
<u>Other Service Worker</u>				
Medical Attendant	5990	0	0	0
Entertainment Attendant	5991	34	4	9
Elevator Operator	5992	7	7	2
Hotel Bell Boy	5993	5	9	1
Doorkeeper	5994	0	0	0
Shoe Shiner	5995	0	2	0
Airline Stewardess	5996	7	0	6
Bookmaker	5997	0	0	0
Bell Captain in Hotel	5998	0	0	0
Illegal Lottery Agent	5999	0	0	0
AGRICULTURAL, ANIMAL HUSBANDRY AND FORESTRY WORKERS, FISHERMEN AND HUNTERS				
FARM MANAGERS AND SUPERVISORS				
<u>Farm Managers and Supervisors</u>				
Farm Manager	6000	12	66	7
Farm Foreman	6001	5	32	6
FARMERS				
<u>General Farmers</u>				
Farmer	6110	412	4032	276
Large Farmer	6111	0	0	0
Small Farmer	6112	0	0	0
Tenant Farmer	6113	0	0	0
Share Cropper	6114	0	0	0
Collective Farmer	6115	0	0	0
Settler	6116	0	0	0
Unpaid Family Farm Worker	6117	11	9	11
<u>Specialized Farmers</u>				
Specialized Farmer	6120	0	0	0
AGRICULTURAL AND ANIMAL HUSBANDRY WORKERS				
<u>General Farm Workers</u>				
Farm Hand	6210	143	451	77
Migrant Worker	6211	0	0	0
<u>Field Crop and Vegetable Farm Workers</u>				
Field Crop Worker	6220	0	0	0
<u>Orchard, Vineyard and Related Tree and Shrub Crop Workers</u>				
Palmwine Harvester	6230	0	0	0
<u>Livestock Workers</u>				
Livestock Worker	6240	0	0	0
<u>Dairy Farm Worker</u>				
Milker	6250	0	0	0
<u>Poultry Farm Workers</u>				
6260	0	0	0	
<u>Nursery Workers and Gardeners</u>				
Gardener	6270	0	0	0
<u>Farm Machinery Operators</u>				
Tractor Driver	6280	0	0	0
<u>Agricultural and Animal Husbandry Workers n.e.c.</u>				
Skilled Farm Worker	6290	2	14	1
Gatherer	6291	0	0	0
FORESTRY WORKERS				
<u>Loggers</u>				
Logger	6310	0	0	0
Whistle Punk	6311	0	0	0

	Code	R	Father	Spouse
<u>Forestry Workers (Except Logging)</u>				
Forester	6320	0	0	0
Timber Cruiser	6321	0	0	0
Tree Surgeon	6322	0	0	0
FISHERMEN, HUNTERS AND RELATED WORKERS				
<u>Fishermen</u>				
Fisherman	6410	9	25	5
Fisherman With Own Boat	6411	0	0	0
<u>Fishermen, Hunters and Related Workers n.e.c.</u>				
Whaler	6490	0	0	0
Hunter	6491	0	0	0
PRODUCTION AND RELATED WORKERS, TRANSPORT EQUIPMENT OPERATORS AND LABORERS				
PRODUCTION SUPERVISORS AND GENERAL FOREMEN				
<u>Production Supervisors and General Foreman</u>				
Foreman	7000	325	696	292
Supervisor	7001	0	0	0
MINERS, QUARRYMEN, WELL DRILLERS AND RELATED WORKERS				
<u>Miners and Quarrymen</u>				
Miner	7110	99	573	80
Specialized Mine Worker	7111	2	5	0
Quarry Worker	7112	0	0	0
Instructor in Mine	7113	0	0	0
<u>Mineral and Stone Treaters</u>				
	7120	0	0	0
<u>Well Drillers, Borers and Related Workers</u>				
Oil Field Worker	7130	11	35	13
METAL PROCESSORS				
<u>Metal Smelting, Converting and Refining Furnacemen</u>				
Steel Mill Worker	7210	20	47	13
<u>Metal Rolling-Mill Workers</u>				
Rolling Mill Operator	7220	0	0	0
<u>Metal Melters and Reheaters</u>				
	7230	3	3	2
<u>Metal Casters</u>				
Metal Caster	7240	0	0	0
<u>Metal Moulders and Coremakers</u>				
	7250	0	0	0
<u>Metal Annealers, Temperers, and Case-Hardeners</u>				
	7260	3	5	1
<u>Metal Drawers and Extruders</u>				
	7270	0	0	0
<u>Metal Platers and Coaters</u>				
Galvinizer	7280	9	7	2
<u>Metal Processors n.e.c.</u>				
	7290	0	0	0
WOOD PREPARATION WORKERS AND PAPER MAKERS				
<u>Wood Treaters</u>				
	7310	0	0	0

	Code	R	Father	Spouse
<u>Sawyers, Plywood Makers and Related Wood-Processing Workers</u>				
Sawyer in Saw Mill	7320	16	53	16
Lumber Grader	7321	6	14	4
<u>Paper Pulp Preparers</u>				
	7330	0	0	0
<u>Paper Makers</u>				
Paper Maker	7340	0	0	0
CHEMICAL PROCESSORS AND RELATED WORKERS				
<u>Crushers, Grinders and Mixers</u>				
	7410	15	22	14
<u>Cookers, Roasters and Related Heat-Treaters</u>				
	7420	0	0	0
<u>Filter and Separator Operators</u>				
	7430	0	0	0
<u>Still and Reactor Operators</u>				
	7440	0	0	0
<u>Petroleum-Refining Workers</u>				
Petroleum Worker	7450	0	0	0
<u>Chemical Processors and Related Workers n.e.c.</u>				
Chemical Worker	7490	0	0	0
Charcoal Burner	7491	0	0	0
SPINNERS, WEAVERS, KNITTERS, DYERS AND RELATED WORKERS				
<u>Fiber Preparers</u>				
	7510	0	0	0
<u>Spinners and Winders</u>				
Spinner	7520	56	18	24
<u>Weaving- and Knitting-Machine Setters and Pattern-Card Preparers</u>				
Machine Loom Fixer, Operator	7530	2	13	3
<u>Weavers and Related Workers</u>				
Weaver	7540	15	14	6
Cloth Grader	7541	0	0	0
<u>Knitters</u>				
Knitting Machine Operator	7550	18	3	9
<u>Bleachers, Dyers and Textile Product Finishers</u>				
Cloth Dyer	7560	4	9	2
<u>Spinners, Weavers, Knitters, Dyers and Related Workers n.e.c.</u>				
Textile Mill Worker	7590	43	42	18
TANNERS, FELLMONGERS AND PELT DRESSERS				
<u>Tanners and Fellmongers</u>				
	7610	0	0	0
<u>Pelt Dressers</u>				
	7620	0	0	0
FOOD AND BEVERAGE PROCESSORS				
<u>Grain Millers and Related Workers</u>				
Grain Miller	7710	1	10	1
Grain Mill Owner-Operator	7711	0	0	0
<u>Sugar Processors and Refiners</u>				
Sugar Boiler	7720	0	0	0
<u>Butchers and Meat Preparers</u>				
Butcher	7730	0	0	0
Packing House Butcher	7731	71	112	51
Master Butcher	7732	0	0	0

	Code	R	Father	Spouse
<u>Food Preservers</u>				
Cannery Worker	7740	15	9	9
<u>Dairy Product Processors</u>	7750	0	0	0
<u>Bakers, Pastrycooks and Confectionery Makers</u>				
Baker	7760	38	67	14
Master Baker	7761	0	0	0
<u>Tea, Coffee and Cocoa Preparers</u>	7770	0	0	0
<u>Brewers, Wine and Beverage Makers</u>				
Moonshiner	7780	0	0	0
<u>Food and Beverage Processors n.e.c.</u>				
Fish Butcher	7790	6	1	10
TOBACCO PREPARERS AND TOBACCO PRODUCT MAKERS				
<u>Tobacco Preparers</u>	7810	0	0	0
<u>Cigar Makers</u>				
Cigar Maker	7820	0	0	0
<u>Cigarette Makers</u>	7830	0	0	0
<u>Tobacco Preparers and Tobacco Product Makers n.e.c.</u>				
Tobacco Factory Worker	7890	0	0	0
TAILORS, DRESSMAKERS, SEWERS, UPHOLSTERERS AND RELATED WORKERS				
<u>Tailors and Dressmakers</u>				
Tailor	7910	22	68	14
Custom Seamstress	7911	53	3	15
<u>Fur Tailors and Related Workers</u>				
Fur Coat Tailor	7920	1	4	0
<u>Milliners and Hatmakers</u>				
Milliner	7930	5	1	3
<u>Patternmakers and Cutters</u>				
Garment Cutter	7940	81	64	42
<u>Sewers and Embroiderers</u>				
Sewing Machine Operator	7950	356	22	202
<u>Upholsterers and Related Workers</u>				
Upholsterer	7960	20	24	17
<u>Tailors, Dressmakers, Sewers, Upholsterers and Related Workers n.e.c.</u>	7990	51	10	27
SHOEMAKERS AND LEATHER GOODS MAKERS				
<u>Shoemakers and Shoe Repairers</u>				
Shoemaker, Repairer	8010	5	30	2
<u>Shoe Cutters, Lasters, Sewers and Related Workers</u>	8020	13	17	11
<u>Leather Goods Makers</u>				
Leather Worker	8030	0	0	0
CABINETMAKERS AND RELATED WOODWORKERS				
<u>Cabinetmakers</u>				
Cabinetmaker	8110	17	54	15
<u>Woodworking-Machine Operators</u>	8120	13	17	9

	Code	R	Father	Spouse
<u>Cabinetmakers and Related Woodworkers n.e.c.</u>				
Cooper	8190	0	0	0
Wood Vehicle Builder	8191	0	0	0
STONE CUTTERS AND CARVERS				
<u>Stone Cutters and Carvers</u>				
Tombstone Carver	8200	1	5	1
BLACKSMITHS, TOOLMAKERS AND MACHINETOOL OPERATORS				
<u>Blacksmiths, Hammersmiths and Forging-Press Operators</u>				
Blacksmith	8310	6	65	3
Forging-Press Operator	8311	2	10	6
<u>Toolmakers, Metal Patternmakers and Metal Markers</u>				
Tool and Die Maker	8320	41	82	24
Metal Patternmaker	8321	0	0	0
<u>Machine-Tool Setter-Operators</u>				
Machine Set-Up Man	8330	14	20	2
Turner	8331	0	0	0
<u>Machine-Tool Operators</u>				
Machine Operator in Factory	8340	742	833	473
<u>Metal Grinders, Polishers and Tool Sharpeners</u>				
Saw Sharpener	8350	0	0	0
Polishing Machine Operator	8351	30	43	28
<u>Blacksmiths, Toolmakers and Machine-Tool Operators n.e.c.</u>				
Locksmith	8390	0	0	0
MACHINERY FITTERS, MACHINE ASSEMBLERS AND PRECISION INSTRUMENT MAKERS (EXCEPT ELECTRICAL)				
	8400	124	118	76
<u>Machinery Fitters and Machine Assemblers</u>				
Machinist or Fitter	8410	113	232	96
Aircraft Worker	8411	0	0	0
Millwright	8412	26	50	21
<u>Watch, Clock and Precision Instrument Makers</u>				
Watch Maker, Repairman	8420	0	0	0
Fine Fitter	8421	0	0	0
Dental Mechanic	8422	5	6	12
<u>Motor Vehicle Mechanics</u>				
Garage Mechanic	8430	201	305	176
Garage Operator	8431	0	0	0
<u>Aircraft Engine Mechanics</u>				
Airplane Mechanic	8440	36	41	30
<u>Machinery Fitters, Machine Assemblers and Precision Instrument Makers (Except Electrical) n.e.c.</u>				
Mechanic, Repairman	8490	247	338	174
Bicycle Repairman	8491	0	0	0
Mechanic's Helper	8492	7	10	3
Assembly Line Worker	8493	321	145	177
Unskilled Garage Worker	8494	55	21	17
ELECTRICAL FITTERS AND RELATED ELECTRICAL AND ELECTRONICS WORKERS				
<u>Electrical Fitters</u>				
Electrical Fitter	8510	14	2	5
<u>Electronics Fitters</u>				
	8520	0	0	0

	Code	R	Father	Spouse
<u>Electrical and Electronic Equipment Assemblers</u>				
Electronic Assembler	8530	0	0	0
<u>Radio and Television Repairmen</u>				
Radio, TV Repairman	8540	34	28	41
<u>Electrical Wiremen</u>				
Electrician	8550	148	203	79
Master Electrician (Own Shop)	8551	0	0	0
<u>Telephone and Telegraph Installers</u>				
Telephone Installer	8560	42	35	34
<u>Electric Linemen and Cable Jointers</u>				
Power Lineman	8570	46	45	39
<u>Electrical Fitters and Related Electrical and Electronics Workers</u>	8590	23	6	10
BROADCASTING STATION AND SOUND EQUIPMENT OPERATORS AND CINEMA PROJECTIONISTS				
<u>Broadcasting Station Operators</u>				
Broadcasting Station Operator	8610	0	0	0
<u>Sound Equipment Operators and Cinema Projectionists</u>				
Motion Picture Projectionist	8620	4	5	1
PLUMBERS, WELDERS, SHEET METAL AND STRUCTURAL METAL PREPARERS AND ERECTORS				
<u>Plumbers and Pipe Fitters</u>				
Plumber	8710	95	182	75
Master Plumber (Own Business)	8711	0	0	0
<u>Welders and Flame-Cutters</u>				
Welder	8720	146	200	116
<u>Sheet-Metal Workers</u>				
Sheet-Metal Worker	8730	59	100	47
Copper, Tin Smith	8731	0	0	0
Boilermaker	8732	8	21	4
Vehicle Body Builder	8733	0	0	0
<u>Structural Metal Preparers and Erectors</u>				
Structural Steel Worker	8740	28	33	23
JEWELRY AND PRECIOUS METAL WORKERS				
<u>Jewelry and Precious Metal Workers</u>				
Jeweler, Goldsmith	8800	9	22	14
Master Jeweler, Goldsmith	8801	0	0	0
GLASS FORMERS, POTTERS AND RELATED WORKERS				
<u>Glass Formers, Cutters, Grinders and Finishers</u>				
Lens Grinder	8910	8	4	1
Glass Blower	8911	0	0	0
<u>Potters and Related Clay and Abrasive</u>				
Potter	8920	0	0	0
<u>Glass and Ceramics Kilnmen</u>	8930	0	0	0
<u>Glass Engravers and Etchers</u>	8940	0	0	0
<u>Glass and Ceramics Painters and Decorators</u>	8950	0	0	0
<u>Glass Formers, Potters, and Related Workers n.e.c.</u>	8990	0	0	0

	Code	R	Father	Spouse
RUBBER AND PLASTICS PRODUCT MAKERS				
<u>Rubber and Plastics Product Makers (Except Tire Makers and Tire</u>	9010	0	0	0
<u>Tire Makers and Vulcanizers</u>	9020	0	0	0
PAPER AND PAPERBOARD PRODUCTS MAKERS				
<u>Paper and Paperboard Products Makers</u>	9100	0	0	0
PRINTERS AND RELATED WORKERS				
<u>Compositors and Typesetters</u>				
Printer	9210	0	1	1
Master Printer	9211	34	47	21
<u>Printing Pressmen</u>				
Printing Pressman	9220	41	42	29
<u>Stereotypers and Electrotypers</u>				
9230	9230	0	1	0
<u>Printing Engravers (Except Photoengravers)</u>				
Metal Engraver	9240	4	6	4
<u>Photoengravers</u>				
Photoengraver	9250	10	14	11
<u>Bookbinders and Related Workers</u>				
Bookbinder	9260	16	7	11
<u>Photographic Darkroom Workers</u>				
Photograph Developer	9270	18	3	12
<u>Printers and Related Workers n.e.c.</u>				
Graphics Printer	9290	0	0	0
PAINTERS				
<u>Painters, Construction</u>				
Building Painter	9310	99	179	59
Master Building Painter	9311	3	8	4
<u>Painters n.e.c.</u>				
Automobile Painter	9390	30	24	17
PRODUCTION AND RELATED WORKERS n.e.c.				
<u>Musical Instrument Makers and Tuners</u>				
Piano Tuner	9410	4	4	1
<u>Basketry Weavers and Brush Makers</u>				
Basketweaver	9420	0	0	0
<u>Non-Metallic Mineral Product Makers</u>				
9430	9430	0	0	0
<u>Other Production and Related Workers</u>				
Quality Checker	9490	256	156	158
Ivory Carver	9491	0	0	0
Taxidermist	9492	0	0	0
Calabash Maker	9493	0	0	0
BRICKLAYERS, CARPENTERS AND OTHER CONSTRUCTION WORKERS				
<u>Bricklayers, Stonemasons and Tile Setters</u>				
Mason	9510	59	158	28

	Code	R	Father	Spouse
<u>Reinforced-Concreters, Cement Finishers and Terrazzo Workers</u>				
Cement Finisher	9520	15	31	15
<u>Roofers</u>				
Roofer	9530	25	33	20
<u>Carpenters, Joiners and Parquetry Workers</u>				
Carpenter	9540	276	632	195
Master Carpenter	9541	0	0	0
Carpenter's Helper	9542	9	2	2
<u>Plasterers</u>				
Plasterer	9550	6	26	4
Master Plasterer	9551	0	0	0
<u>Insulators</u>				
Insulation Installer	9560	5	2	6
<u>Glaziers</u>				
Glazier	9570	6	9	9
<u>Construction Workers n.e.c.</u>				
Paperhanger	9590	2	8	3
Master Paperhanger	9591	0	0	0
Maintenance Man	9592	0	0	0
Skilled Construction Worker	9593	0	0	0
Construction Laborer n.e.c.	9594	13	9	17
Unskilled Construction Laborer	9595	221	346	119
House Builder	9596	0	0	0
STATIONARY ENGINE AND RELATED EQUIPMENT OPERATORS				
<u>Power-Generating Machinery Operators</u>				
Power Station Operator	9610	4	11	6
<u>Stationary Engine and Related Equipment Operators n.e.c.</u>				
Stationary Engineer	9690	39	84	21
MATERIAL-HANDLING AND RELATED EQUIPMENT OPERATORS, DOCKERS AND FREIGHT HANDLERS				
<u>Dockers and Freight Handlers</u>				
Longshoreman	9710	11	33	7
Warehouse Hand	9711	184	173	105
Porter	9712	0	0	0
Railway, Airport Porter	9713	0	0	0
Packer	9714	193	48	94
<u>Riggers and Cable Splicers</u>				
	9720	0	0	0
<u>Crane and Hoist Operators</u>				
Power Crane Operator	9730	61	85	37
Drawbridge Tender	9731	0	0	0
<u>Earth-Moving and Related Machinery Operators</u>				
Road Machinery Operator	9740	102	212	95
<u>Material-Handling Equipment Operators n.e.c.</u>				
	9790	64	53	51
TRANSPORT EQUIPMENT OPERATORS				
<u>Ships' Deck Ratings, Barge Crews and Boatmen</u>				
Seaman	9810	7	22	4
Boatman	9811	1	3	2

	Code	R	Father	Spouse
<u>Ships' Engine-Room Ratings</u>				
Ship's Engine-Room Hand	9820	0	0	0
<u>Railway Engine Drivers and Firemen</u>				
Locomotive Engineer	9830	21	72	14
Locomotive Fireman	9831	2	12	0
Ore Train Motorman in Mine	9832	8	15	6
<u>Railway Brakemen, Signalmen and Shunters</u>				
Railway Switchman, Brakeman	9840	14	63	20
<u>Motor Vehicle Drivers</u>				
Taxi Driver	9850	36	59	18
Bus, Tram Driver	9851	73	64	52
Driver, Truck Driver	9852	341	548	279
Small Transport Operator	9853	120	201	91
Truck Driver's Helper	9854	0	0	0
Driving Teacher	9855	0	0	0
<u>Animal and Animal-Drawn Vehicle Drivers</u>				
Animal Driver	9860	0	0	0
Wagoneer	9861	0	0	0
<u>Transport Equipment Operators n.e.c.</u>				
Pedal-Vehicle Driver	9890	3	3	3
Railway Crossing Guard	9891	16	6	5
MANUAL WORKERS n.e.c.				
<u>Skilled Workers n.e.c.</u>				
Skilled Worker	9950	9	33	16
Independent Artisan	9951	0	0	0
<u>Semi-Skilled Workers n.e.c.</u>				
Factory Worker	9970	0	0	0
Apprentice	9971	7	5	1
<u>Laborers n.e.c.</u>				
Laborer	9990	557	851	299
Unskilled Factory Laborer	9991	0	0	0
Contract Laborer	9992	0	0	0
Itinerant Worker	9993	0	0	0
Railway Track Worker	9994	0	0	0
Street Sweeper	9995	0	0	0
Garbage Collector	9996	26	34	12
Road Construction Laborer	9997	0	0	0
NOT APPLICABLE, NO ANSWER	BK	30820	32787	40523

1968 International Standard Classification Codes (based on 1980 U.S. occupational codes)	Punch Occupation Code	N's			
		Respondent (ISCO681)	R's Father (PAISC681)	R's Spouse (SPISC681)	R's Mother (MAISC681)
PROFESSIONAL TECHNICAL AND RELATED WORKERS					
PHYSICAL SCIENTISTS AND RELATED TECHNICIANS					
<u>Chemists</u>	0110	31	60	24	7
<u>Physicists</u>	0120	4	14	4	1
<u>Physical Scientists n.e.c.</u>	0130	13	11	8	0
Geologist	0131	8	7	7	1
Astronomer	0132	0	0	0	0
Weatherman	0133	0	0	0	0
Scientist	0139	0	0	0	0
<u>Physical Science Technicians</u>	0140	68	33	36	7
ARCHITECTS, ENGINEERS AND RELATED TECHNICIANS					
<u>Architects and Town Planners</u>					
Architect	0210	53	47	25	8
<u>Civil Engineers</u>					
Engineer, Civil Engineer	0220	68	161	46	4
<u>Electrical and Electronics Engineers</u>					
Electrical Engineer	0230	113	213	94	7
<u>Mechanical Engineers</u>					
Mechanical Engineer	0240	76	164	47	2
<u>Chemical Engineers</u>					
Chemical Engineer	0250	25	67	11	3
<u>Metallurgists</u>					
Metallurgist	0260	4	14	3	0
<u>Mining Engineers</u>					
Mining Engineer	0270	3	8	3	0
<u>Industrial Engineers</u>					
Industrial Engineer	0280	86	106	61	3
<u>Engineers n.e.c.</u>					
Engineer n.e.c.	0290	89	97	47	0
<u>Surveyors</u>					
Surveyor	0310	10	17	11	1
<u>Draftsmen</u>					
Tracer	0320	60	60	19	6
Draftsman	0321	0	0	0	0
	0329	0	0	0	0
<u>Civil Engineering Technicians</u>					
Surveyor's Assistant	0330	9	11	4	0
<u>Electrical and Electronics Engineering Technicians</u>	0340	144	51	77	9
<u>Mechanical Engineering Technicians</u>	0350	4	1	0	0
<u>Chemical Engineering Technicians</u>	0360	0	0	0	0

	Code	R	Father	Spouse	Mother
<u>Metallurgical Technicians</u>	0370	0	0	0	0
<u>Mining Technicians</u>					
Mining Technician	0380	0	0	0	0
<u>Engineering Technicians n.e.c.</u>					
Engineer's Aide	0390	55	30	25	3
AIRCRAFT AND SHIPS' OFFICERS					
<u>Aircraft Pilots, Navigators and Flight Engineers</u>	0410	37	65	24	0
Astronaut	0411	0	0	0	0
Airline Pilot	0419	0	0	0	0
<u>Ships' Deck Officers and Pilots</u>					
Small Boat Officer	0421	1	2	3	0
Ship's Officer	0429	0	0	0	0
<u>Ships' Engineers</u>					
Ship's Engineer	0430	0	0	0	0
LIFE SCIENTISTS AND RELATED TECHNICIANS					
<u>Biologists, Zoologists and Related Scientists</u>					
Biologist	0510	26	2	10	9
<u>Bacteriologists, Pharmacologists and Related Scientists</u>					
Dairy Scientist	0521	0	0	0	0
Medical Researcher	0529	0	0	0	0
<u>Agronomists and Related Scientists</u>					
Agricultural Agent	0530	18	29	15	3
Agronomist	0531	0	0	0	0
	0539	0	0	0	0
<u>Life Sciences Technicians</u>					
Agricultural Technician	0540	128	16	58	39
Medical Technician	0541	0	0	0	0
	0549	118	6	46	28
MEDICAL, DENTAL, VETERINARY AND RELATED WORKERS					
<u>Medical Doctors</u>					
Chief Physician in Hospital	0610	124	182	100	30
Physician	0611	0	0	0	0
	0619	0	0	0	0
<u>Medical Assistants</u>					
Medical Assistant	0620	188	6	60	50
<u>Dentists</u>					
Dentist	0630	43	57	27	13
<u>Dental Assistants</u>					
	0640	71	0	48	55
<u>Veterinarians</u>					
Veterinarian	0650	11	21	11	3
<u>Veterinary Assistants</u>					
	0660	0	0	0	0
<u>Pharmacists</u>					
Pharmacist	0670	35	43	20	14
<u>Pharmaceutical Assistants</u>					
Uncertified Pharmacist	0680	0	0	0	0

	Code	R	Father	Spouse	Mother
<u>Dietitians and Public Health Nutritionists</u>					
Dietitian	0690	26	2	15	35
<u>Professional Nurses</u>					
Head Nurse	0710	738	23	366	852
Professional Nurse, Nurse	0711	0	0	0	0
	0719	0	0	0	0
<u>Nursing Personnel n.e.c.</u>					
Uncertified Nurse	0720	0	0	0	0
<u>Professional Midwives</u>					
Professional Midwife, Midwife	0730	0	0	0	0
<u>Midwifery Personnel n.e.c.</u>					
	0740	0	0	0	0
<u>Optometrists and Opticians</u>					
Optician	0751	0	0	0	0
Optometrist	0759	7	10	8	2
<u>Physiotherapists and Occupational Therapists</u>					
Occupational Therapist	0760	16	5	10	3
Masseur	0761	16	0	10	5
Physiotherapist	0762	0	0	0	0
	0769	31	1	22	13
<u>Medical X-Ray Technician</u>					
	0770	37	10	21	11
<u>Medical, Dental, Veterinary and Related Workers n.e.c.</u>					
Chiropractor	0790	77	14	33	17
Herbalist	0791	0	0	0	0
Sanitary Officer	0792	0	0	0	0
Osteopath	0793	0	0	0	0
	0799	0	0	0	0
STATISTICIANS, MATHEMATICIANS, SYSTEMS ANALYSTS AND RELATED TECHNICIANS					
<u>Statisticians</u>					
Statistician	0810	10	6	6	1
<u>Mathematicians and Actuaries</u>					
Mathematician	0820	2	0	2	0
<u>Systems Analysts</u>					
	0830	389	74	177	22
<u>Statistical and Mathematical Technicians</u>					
Computer Programmer	0849	147	62	75	28
ECONOMISTS					
<u>Economists</u>					
Economist	0900	62	19	23	7
ACCOUNTANTS					
<u>Accountants</u>					
Professional Accountant	1100	351	265	173	142
Accountant	1101	0	0	0	0
	1109	0	0	0	0
JURISTS					
<u>Lawyers</u>					
Public Prosecutor	1211	0	0	0	0
Lawyer, Trial Lawyer	1219	258	171	144	42
<u>Judges</u>					
Supreme Court Justice	1221	0	0	0	0

	Code	R	Father	Spouse	Mother
Local Court Judge	1222	0	0	0	0
Judge	1229	5	10	2	5
<u>Jurists n.e.c.</u>					
Legal Advisor Without Degree	1291	0	0	0	0
Non-Trial Lawyer	1299	0	0	0	0
TEACHERS					
<u>University and Higher Education Teachers</u>					
University Professor	1310	253	156	124	57
University President, Dean	1311	0	0	0	0
	1319	0	0	0	0
<u>Secondary Education Teachers</u>					
Middle School Teacher	1320	371	193	184	227
	1321	0	0	0	0
High School Teacher	1329	0	0	0	0
<u>Primary Education Teachers</u>					
Teacher, Primary Teacher	1330	695	129	383	624
<u>Pre-Primary Education Teachers</u>					
Pre-Primary Teacher	1340	110	1	58	79
<u>Special Education Teachers</u>					
	1350	49	2	17	28
<u>Teachers n.e.c.</u>					
Principal, Primary Principal	1390	183	41	83	66
Education Officer	1391	0	0	0	0
Teacher's Aide	1392	0	0	0	0
Secondary School Principal	1393	106	1	54	88
Vocational Teacher	1394	0	0	0	0
	1399	0	0	0	0
WORKERS IN RELIGION					
<u>Ministers of Religion and Related Members of Religious Orders</u>					
High Church Official	1410	81	197	56	2
Religious Reciter	1411	0	0	0	0
Evangelist	1412	0	0	0	0
Missionary	1413	0	0	0	0
Member of Religious Order	1414	0	0	0	0
Assistant Priest	1415	0	0	0	0
Clergyman	1416	0	0	0	0
	1419	0	0	0	0
<u>Workers in Religion n.e.c.</u>					
Faith Healer	1490	21	5	10	9
Religious Teacher	1491	0	0	0	0
	1499	0	0	0	0
AUTHORS, JOURNALISTS AND RELATED WRITERS					
<u>Authors and Critics</u>					
Pulp Writer	1511	0	0	0	0
Author	1519	33	3	10	1
<u>Authors, Journalists and Related Writers n.e.c.</u>					
Newspaper Editor	1590	108	29	36	37
Advertising Writer	1591	0	0	0	0
Public Relations Man	1592	0	0	0	0
Journalist	1593	56	17	20	7
	1599	0	0	0	0
SCULPTORS, PAINTERS, PHOTOGRAPHERS AND RELATED CREATIVE ARTISTS					
<u>Sculptors, Painters and Related Artists</u>					
Artist	1610	83	22	33	28

	Code	R	Father	Spouse	Mother
<u>Commercial Artists and Designers</u>					
Designer	1621	159	47	51	56
Window Display Artist	1622	0	0	0	0
Commercial Artist	1629	0	0	0	0
<u>Photographers and Cameramen</u>					
TV Cameraman	1631	0	0	0	0
Photographer	1639	36	24	21	4
COMPOSERS AND PERFORMING ARTISTS					
<u>Composers, Musicians and Singers</u>					
Jazz Musician	1710	56	25	23	16
Musical Entertainer	1711	0	0	0	0
Music Teacher	1712	0	0	0	0
Musician, Classical Musician	1713	0	0	0	0
	1719	0	0	0	0
<u>Choreographers and Dancers</u>					
Dancing Teacher	1720	11	0	4	1
Dancer	1721	0	0	0	0
	1729	0	0	0	0
<u>Actors and Stage Directors</u>					
Star Actor	1730	47	7	19	4
Dramatic Director	1731	0	0	0	0
Actor	1732	0	0	0	0
	1739	0	0	0	0
<u>Producers, Performing Arts</u>					
Dramatic Producer	1740	0	0	0	0
<u>Circus Performers</u>					
	1750	0	0	0	0
<u>Performing Artists n.e.c.</u>					
Entertainer	1790	25	12	11	5
Radio, TV Announcer	1791	0	0	0	0
	1799	10	3	6	2
ATHLETES, SPORTSMEN AND RELATED WORKERS					
<u>Athletes, Sportsmen and Related Workers</u>					
Coach, Manager	1801	0	0	0	0
Professional Athlete	1809	32	4	7	0
PROFESSIONAL, TECHNICAL AND RELATED WORKERS n.e.c.					
<u>Librarians, Archivists and Curators</u>					
Librarian	1910	73	4	37	57
<u>Sociologists, Anthropologists and Related Scientists</u>					
Psychologist	1921	66	17	24	9
Archeologist	1922	0	0	0	0
Historian	1923	0	0	0	0
Social Scientist n.e.c.	1924	8	5	4	3
Sociologist	1929	1	0	0	0
<u>Social Workers</u>					
Group Worker	1930	20	0	5	10
Social Worker	1931	0	0	0	0
	1939	276	43	107	100
<u>Personnel and Occupational Specialists</u>					
Job Counselor	1940	204	57	128	58
Personnel Director	1941	0	0	0	0
	1949	0	0	0	0
<u>Philologists, Translators and Interpreters</u>					
Philologist	1951	0	0	0	0
Translator	1959	0	0	0	0

	Code	R	Father	Spouse	Mother
<u>Other Professional, Technical and Related Workers</u>					
Diviner	1991	0	0	0	0
Fingerprint Expert	1992	0	0	0	0
Explorer	1993	0	0	0	0
Peace Corps Member	1994	0	0	0	0
Advertising Executive	1995	0	0	0	0
Technician	1999	121	48	44	14
ADMINISTRATIVE AND MANAGERIAL WORKERS					
LEGISLATIVE OFFICIALS AND GOVERNMENT ADMINISTRATORS					
<u>Heads of Government Jurisdiction</u>					
Provincial Governor	2010	164	166	98	39
District Head	2011	0	0	0	0
Head, Large City	2012	0	0	0	0
Head, City or Small City	2013	0	0	0	0
Village Head	2014	0	0	0	0
Chief of State	2015	0	0	0	0
	2019	0	0	0	0
<u>Members of Legislative Bodies</u>					
Member Upper House	2020	4	9	3	1
Member Lower House	2021	0	0	0	0
Member Provincial House	2022	0	0	0	0
Member Local Council	2023	0	0	0	0
Leader of House	2024	0	0	0	0
	2029	0	0	0	0
<u>High Administrative Officials</u>					
Ambassador	2030	5	15	2	1
Diplomat	2031	0	0	0	0
High Civil Servant, Dept. Head	2032	0	0	0	0
Dept. Head, Provincial Government	2033	0	0	0	0
Dept. Head, Local Government	2034	0	0	0	0
Chief's Counselor	2035	0	0	0	0
Government Minister	2036	0	0	0	0
	2039	0	0	0	0
MANAGERS					
<u>General Managers</u>					
Head of Large Firm	2110	131	67	83	38
Head of Firm	2111	0	0	0	0
Head of Small Firm	2112	0	0	0	0
Banker	2113	0	0	0	0
Banker, Large Bank	2114	0	0	0	0
Building Contractor	2115	0	0	0	0
Member Board of Directors	2116	0	0	0	0
	2119	0	0	0	0
<u>Production Managers (Except Farm)</u>					
Factory Manager	2120	0	0	0	0
<u>Managers n.e.c.</u>					
Branch Manager	2190	2640	2192	1490	616
Department Manager	2191	0	0	0	0
Department Manager, Large Firm	2192	34	19	21	15
Business Executive	2193	0	0	0	0
Politician, Party Official	2194	0	0	0	0
Union Official	2195	0	0	0	0
High Union Official	2196	0	0	0	0
Businessman	2197	0	0	0	0
	2199	0	0	0	0
CLERICAL AND RELATED WORKERS					
CLERICAL SUPERVISORS					
<u>Clerical Supervisors</u>					
Office Manager	3000	178	43	75	62
	3009	0	0	0	0

	Code	R	Father	Spouse	Mother
GOVERNMENT EXECUTIVE OFFICIALS					
<u>Government Executive Officials</u>					
Civil Servant, Minor Civil Servant	3100	11	0	9	3
Government Inspector	3101	0	0	0	0
Customs Inspector	3102	78	97	53	7
Tax Collector	3103	0	0	0	0
Middle Rank Civil Servant	3104	0	0	0	0
	3109	0	0	0	0
STENOGRAPHERS, TYPISTS AND CARD- AND TAPE-PUNCHING MACHINE OPERATORS					
<u>Stenographers, Typists and Teletypists</u>					
Secretary	3211	969	14	490	1084
Typist, Stenographer	3219	91	5	45	48
<u>Card- and Tape-Punching Machine Operators</u>					
Keypunch Operator	3220	121	6	40	43
BOOKKEEPERS, CASHIERS AND RELATED WORKERS					
<u>Bookkeepers and Cashiers</u>					
Cashier	3311	648	17	192	349
Head Cashier	3312	0	0	0	0
Bank Teller	3313	111	8	58	101
Post Office Clerk	3314	0	0	0	0
Ticket Seller	3315	0	0	0	0
Bookkeeper	3319	424	55	231	352
<u>Bookkeepers, Cashiers and Related Workers n.e.c.</u>					
Bill Collector	3391	72	1	35	13
Financial Clerk	3399	47	10	16	33
COMPUTING MACHINE OPERATORS					
<u>Bookkeeping and Calculating Machine Operators</u>					
	3410	39	0	19	5
<u>Automatic Data-Processing Machine Operators</u>					
Computer Operator	3420	66	13	34	13
TRANSPORT AND COMMUNICATIONS SUPERVISORS					
<u>Railway Station Masters</u>					
Railway Stationmaster	3510	0	0	0	0
<u>Postmasters</u>					
Postmaster	3520	9	28	6	12
<u>Transport and Communications Supervisors n.e.c.</u>					
Dispatcher, Expeditor	3590	176	105	94	41
TRANSPORT CONDUCTORS					
<u>Transport Conductors</u>					
Bus, Streetcar Conductor	3601	0	0	0	0
Sleeping Car Porter	3602	0	0	0	0
Railroad Conductor	3609	15	86	8	0
MAIL DISTRIBUTION CLERKS					
<u>Mail Distribution Clerks</u>					
Office Boy, Messenger	3700	135	80	49	62
Mail Carrier	3701	35	6	14	0
	3709	77	159	45	23

	Code	R	Father	Spouse	Mother
TELEPHONE AND TELEGRAPH OPERATORS					
<u>Telephone and Telegraph Operators</u>	3800	2	2	1	1
Telegraph Operator	3801	1	6	1	1
Radio Operator	3802	0	0	0	0
Telephone Operator	3809	91	4	26	103
CLERICAL AND RELATED WORKERS n.e.c.					
<u>Stock Clerks</u>					
Shipping Clerk	3911	158	59	69	31
Stockroom Attendant	3919	132	46	59	27
<u>Material and Production Planning Clerks</u>					
	3920	179	32	70	54
<u>Correspondence and Reporting Clerks</u>					
	3930	3	0	1	1
Government Office Clerk	3931	0	0	0	0
Law Clerk	3932	0	0	0	0
Office Clerk	3939	414	58	162	224
<u>Receptionists and Travel Agency Clerks</u>					
	3940	31	0	10	8
Transportation Agent	3941	0	0	0	0
Railway Baggage Man	3942	0	0	0	0
Travel Agent	3943	0	0	0	0
Floor Walker	3944	0	0	0	0
Receptionist	3949	231	6	122	95
<u>Library and Filing Clerks</u>					
Filing Clerk	3951	71	6	35	27
Library Assistant	3959	48	3	14	14
<u>Clerks n.e.c.</u>					
	3990	358	52	168	111
Political Party Worker	3992	0	0	0	0
Meter Reader	3993	11	19	7	0
Proofreader	3999	6	1	1	10
SALES WORKERS					
MANAGERS (WHOLESALE AND RETAIL TRADE)					
<u>Managers (Wholesale and Retail Trade)</u>					
Service Station Manager	4001	0	0	0	0
Credit Manager	4002	0	0	0	0
Retail Manager	4009	0	0	0	0
WORKING PROPRIETORS (WHOLESALE AND RETAIL TRADE)					
<u>Working Proprietors (Wholesale and Retail Trade)</u>					
Large Shop Owner	4101	0	0	0	0
One-Man Stand Operator	4102	0	0	0	0
Automobile Dealer	4103	0	0	0	0
Broker	4104	0	0	0	0
Livestock Broker	4105	0	0	0	0
Wholesale Distributor	4106	0	0	0	0
Smuggler	4107	0	0	0	0
Labor Contractor	4108	0	0	0	0
Shop Keeper	4109	0	0	0	0
SALES SUPERVISORS AND BUYERS					
<u>Sales Supervisors</u>					
Sales Manager	4210	713	841	406	259
<u>Buyers</u>					
Purchasing Agent	4220	105	74	50	22
Agricultural Buyer	4221	0	0	0	0
	4222	5	19	5	1

	Code	R	Father	Spouse	Mother
Buyer	4229	0	0	0	0
TECHNICAL SALESMAN, COMMERCIAL TRAVELLERS AND MANUFACTURERS' AGENTS					
<u>Technical Salesmen and Service Advisers</u>					
Utility Co. Salesman	4311	0	0	0	0
Sales Engineer	4319	8	3	4	0
<u>Commercial Travellers and Manufacturers' Agents</u>					
Traveling Salesman	4320	285	365	164	37
INSURANCE, REAL ESTATE, SECURITIES AND BUSINESS SERVICES SALESMEN AND AUCTIONEERS					
<u>Insurance, Real Estate and Securities Salesman</u>					
Real Estate Agent	4410	192	53	89	57
Stock Broker	4411	218	98	106	104
Insurance Agent	4412	86	31	43	5
	4419	160	215	86	43
<u>Business Services Salesmen</u>					
Advertising Salesman					
	4420	42	15	24	4
<u>Auctioneers</u>					
Auctioneer					
Appraiser	4430	0	0	0	0
Insurance Claims Investigator	4431	201	14	73	46
	4432	87	18	30	19
SALESMEN, SHOP ASSISTANTS AND RELATED WORKERS					
<u>Salesmen, Shop Assistants and Demonstrators</u>					
Automobile Salesman					
Gas Station Attendant	4511	0	0	0	0
Model	4512	0	0	0	0
Sales Demonstrator	4513	18	0	5	5
Sales Clerk	4514	0	0	0	0
	4519	920	434	406	622
<u>Street Vendors, Canvassers and Newsvendors</u>					
Street Vendor, Peddler	4520	38	98	32	4
Telephone Solicitor	4521	98	30	34	58
	4522	0	0	0	0
Newspaper Seller	4523	16	9	7	8
Routeman	4524	0	0	0	0
Narcotics Peddler	4525	0	0	0	0
Market Trader	4529	0	0	0	0
SALES WORKERS n.e.c.					
<u>Sales Workers n.e.c.</u>					
Money Lender	4900	12	4	8	0
SERVICE WORKERS					
MANAGERS (CATERING AND LODGING SERVICES)					
<u>Managers (Catering and Lodging Services)</u>					
Hotel Manager	5001	0	0	0	0
Apartment Manager	5002	0	0	0	0
Bar Manager	5009	0	0	0	0
WORKING PROPRIETORS (CATERING AND LODGING SERVICES)					
<u>Working Proprietors (Catering and Lodging Services)</u>					
Lunchroom, Coffee Shop Operator	5101	0	0	0	0
Hotel Operator	5102	0	0	0	0
Boardinghouse Keeper	5103	0	0	0	0
Pub Keeper	5104	0	0	0	0

	Code	R	Father	Spouse	Mother
Restaurant Owner	5109	0	0	0	0
HOUSEKEEPING AND RELATED SERVICE SUPERVISORS					
<u>Housekeeping and Related Service Supervisors</u>					
Housekeeper	5200	244	74	119	124
Steward	5201	0	0	0	0
	5209	0	0	0	0
COOKS, WAITERS, BARTENDERS AND RELATED WORKERS					
<u>Cooks</u>					
Master Cook	5311	0	0	0	0
Cook's Helper	5312	78	8	20	29
Cook	5319	405	101	141	444
<u>Waiters, Bartenders and Related Workers</u>					
Bartender	5320	49	1	8	10
	5321	97	28	26	36
Soda Fountain Clerk	5322	86	7	28	32
Waiter	5329	466	26	113	451
MAIDS AND RELATED HOUSEKEEPING SERVICE WORKERS n.e.c.					
<u>Maids and Related Housekeeping Service Workers n.e.c.</u>					
Nursemaid	5400	198	13	66	207
	5401	396	3	164	238
Hotel Chambermaid	5402	0	0	0	0
Hotel Concierge	5403	0	0	0	0
Servant	5409	0	0	0	0
BUILDING CARETAKERS, CHARWORKERS, CLEANERS AND RELATED WORKERS					
<u>Building Caretakers</u>					
Concierge (Apartment House)	5510	57	31	25	15
	5511	0	0	0	0
Sexton	5512	0	0	0	0
Janitor	5519	0	0	0	0
<u>Charworkers, Cleaners and Related Workers</u>					
Window Washer	5520	242	9	66	510
	5521	0	0	0	0
Chimney Sweep	5522	0	0	0	0
Charworker	5529	0	0	0	0
LAUNDERERS, DRY-CLEANERS AND PRESSERS					
<u>Launderers, Dry-Cleaners and Pressers</u>					
Launderer	5600	111	48	28	157
HAIRDRESSERS, BARBERS, BEAUTICIANS AND RELATED WORKERS					
<u>Hairdressers, Barbers, Beauticians and Related Workers</u>					
Master Barber	5700	14	6	4	7
	5701	0	0	0	0
Beautician	5702	241	15	101	199
Operator of Hairdressing Salon	5703	0	0	0	0
Barber	5709	18	66	11	4
PROTECTIVE SERVICE WORKERS					
<u>Fire-Fighters</u>					
Fireman	5810	71	125	37	1
<u>Police and Detectives</u>					
Police Officer	5821	20	21	7	1
High Police Official	5822	0	0	0	0
Specialized Law Officer	5823	0	0	0	0
Policeman	5829	144	198	78	21

	Code	R	Father	Spouse	Mother
<u>Protective Service Workers n.e.c.</u>	5890	207	142	99	38
Prison Guard	5891	56	31	42	3
Bailiff	5892	0	0	0	0
Armed Forces ¹	5895	162	419	122	20
Watchman	5899	0	0	0	0
SERVICE WORKERS n.e.c.	5900	131	9	40	54
<u>Guides</u>					
Museum Attendant	5910	6	0	7	0
<u>Undertakers and Embalmers</u>					
Undertaker	5920	13	23	5	5
<u>Other Service Worker</u>	5990	32	21	20	8
Entertainment Attendant	5991	48	10	17	13
Elevator Operator	5992	1	5	2	4
Hotel Bell Boy	5993	0	0	0	0
Doorkeeper	5994	0	0	0	0
Shoe Shiner	5995	0	0	0	0
Airline Stewardess	5996	0	0	0	0
Bookmaker	5997	0	0	0	0
Bell Captain in Hotel	5998	6	9	4	1
Medical Attendant	5999	626	16	184	461
¹ This code is not part of the International Standard Classification Codes. It is a code used by NORC.					
AGRICULTURAL, ANIMAL HUSBANDRY AND FORESTRY WORKERS, FISHERMEN AND HUNTERS					
FARM MANAGERS AND SUPERVISORS					
<u>Farm Managers and Supervisors</u>					
Farm Foreman	6000	49	103	21	3
Farm Manager	6001	6	22	2	2
	6009	0	0	0	0
FARMERS					
<u>General Farmers</u>					
Large Farmer	6110	223	2845	144	91
Small Farmer	6111	0	0	0	0
Tenant Farmer	6112	0	0	0	0
Share Cropper	6113	0	0	0	0
Collective Farmer	6114	0	0	0	0
Settler	6115	0	0	0	0
Unpaid Family Farm Worker	6116	0	0	0	0
Farmer	6117	0	0	0	0
	6119	0	0	0	0
<u>Specialized Farmers</u>					
Specialized Farmer	6120	16	21	5	0
AGRICULTURAL AND ANIMAL HUSBANDRY WORKERS					
<u>General Farm Workers</u>					
Migrant Worker	6210	146	452	43	141
Farm Hand	6211	0	0	0	0
	6219	0	0	0	0
<u>Field Crop and Vegetable Farm Workers</u>					
Field Crop Worker	6220	0	423	0	0
<u>Orchard, Vineyard and Related Tree and Shrub Crop Workers</u>					
Palmwine Harvester	6230	0	0	0	0

	Code	R	Father	Spouse	Mother
<u>Livestock Workers</u>					
Livestock Worker	6240	29	10	11	6
<u>Dairy Farm Worker</u>					
Milker	6250	0	0	0	0
<u>Poultry Farm Workers</u>					
	6260	0	0	0	0
<u>Nursery Workers and Gardeners</u>					
Gardener	6270	140	128	74	13
<u>Farm Machinery Operators</u>					
Tractor Driver	6280	0	0	0	0
<u>Agricultural and Animal Husbandry Workers n.e.c.</u>					
Gatherer	6291	0	0	0	0
Skilled Farm Worker	6299	0	0	0	0
FORESTRY WORKERS					
<u>Loggers</u>					
Whistle Punk	6310	1	11	1	0
	6311	0	0	0	0
Logger	6319	20	108	14	2
<u>Forestry Workers (Except Logging)</u>					
Timber Cruiser	6320	7	6	3	1
	6321	0	0	0	0
Tree Surgeon	6322	0	0	0	0
Forester	6329	0	0	0	0
FISHERMEN, HUNTERS AND RELATED WORKERS					
<u>Fishermen</u>					
Fisherman With Own Boat	6410	19	60	4	1
	6411	0	0	0	0
Fisherman	6419	0	0	0	0
<u>Fishermen, Hunters and Related Workers n.e.c.</u>					
	6490			1	
Hunter	6491	0	2	1	0
Whaler	6499	0	0	0	0
PRODUCTION AND RELATED WORKERS, TRANSPORT EQUIPMENT OPERATORS AND LABORERS					
PRODUCTION SUPERVISORS AND GENERAL FOREMEN					
<u>Production Supervisors and General Foreman</u>					
Supervisor	7000	524	988	379	67
	7001	0	0	0	0
Foreman	7009	0	0	0	0
MINERS, QUARRYMEN, WELL DRILLERS AND RELATED WORKERS					
<u>Miners and Quarrymen</u>					
Specialized Mine Worker	7110	9	49	3	0
Quarry Worker	7111	2	8	0	0
Instructor in Mine	7112	0	0	0	0
Miner	7113	0	0	0	0
<u>Mineral and Stone Treaters</u>					
	7119	14	211	5	2
<u>Well Drillers, Borers and Related Workers</u>					
Oil Field Worker	7120	0	0	0	0
METAL PROCESSORS					
<u>Metal Smelting, Converting and Refining Furnacemen</u>					
Steel Mill Worker	7130	9	36	9	0
<u>Metal Rolling-Mill Workers</u>					
Rolling Mill Operator	7210	0	0	0	0
<u>Metal Melters and Reheaters</u>					
	7220	1	10	1	0

	Code	R	Father	Spouse	Mother
<u>Metal Casters</u>					
Metal Caster	7230	4	4	2	0
<u>Metal Moulders and Coremakers</u>					
	7240	36	41	21	11
<u>Metal Annealers, Temperers, and Case-Hardeners</u>					
	7250	0	0	0	0
<u>Metal Drawers and Extruders</u>					
	7260	0	0	0	0
<u>Metal Platers and Coaters</u>					
Galvinizer	7270	10	5	4	0
	7280	8	8	12	2
<u>Metal Processors n.e.c.</u>					
	7290	0	0	0	0
WOOD PREPARATION WORKERS AND PAPER MAKERS					
<u>Wood Treaters</u>					
	7310	0	0	0	0
<u>Sawyers, Plywood Makers and Related Wood-Processing Workers</u>					
Lumber Grader	7320	32	74	15	1
Sawyer in Saw Mill	7321	0	0	0	0
	7329	0	0	0	0
<u>Paper Pulp Preparers</u>					
	7330	0	0	0	0
<u>Paper Makers</u>					
Paper Maker	7340	0	0	0	0
CHEMICAL PROCESSORS AND RELATED WORKERS					
<u>Crushers, Grinders and Mixers</u>					
	7410	26	47	19	8
<u>Cookers, Roasters and Related Heat-Treaters</u>					
	7420	0	0	0	0
<u>Filter and Separator Operators</u>					
	7430	14	30	11	4
<u>Still and Reactor Operators</u>					
	7440	0	0	0	0
<u>Petroleum-Refining Workers</u>					
Petroleum Worker	7450	0	0	0	0
<u>Chemical Processors and Related Workers</u>					
Charcoal Burner	7491	0	0	0	0
Chemical Worker	7499	0	0	0	0
SPINNERS, WEAVERS, KNITTERS, DYERS AND RELATED WORKERS					
<u>Fiber Preparers</u>					
	7510	0	0	0	0
<u>Spinners and Winders</u>					
Spinner	7520	32	15	10	42
<u>Weaving- and Knitting-Machine Setters and Pattern-Card Preparers</u>					
Machine Loom Fixer, Operator	7530	0	0	0	0
<u>Weavers and Related Workers</u>					
Cloth Grader	7540	19	21	6	40
	7541	0	0	0	0
Weaver	7549	0	0	0	0
<u>Knitters</u>					
Knitting Machine Operator	7550	0	0	0	0
<u>Bleachers, Dyers and Textile Product Finishers</u>					
Cloth Dyer	7560	0	0	0	0
<u>Spinners, Weavers, Knitters, Dyers and Related Workers n.e.c.</u>					
Textile Mill Worker	7590	0	0	0	0
TANNERS, FELLMONGERS AND PELT DRESSERS					
<u>Tanners and Fellmongers</u>					
	7610	0	0	0	0

	Code	R	Father	Spouse	Mother
<u>Pelt Dressers</u>	7620	0	0	0	0
FOOD AND BEVERAGE PROCESSORS					
<u>Grain Millers and Related Workers</u>					
Grain Mill Owner-Operator	7711	0	0	0	0
Grain Miller	7719	0	0	0	0
<u>Sugar Processors and Refiners</u>					
Sugar Boiler	7720	0	0	0	0
<u>Butchers and Meat Preparers</u>					
Packing House Butcher	7730	49	128	27	19
Master Butcher	7731	0	0	0	0
Butcher	7732	0	0	0	0
	7739	0	0	0	0
<u>Food Preservers</u>					
Cannery Worker	7740	0	0	0	0
<u>Dairy Product Processors</u>					
	7750	0	0	0	0
<u>Bakers, Pastrycooks and Confectionery Makers</u>					
Master Baker	7760	47	54	23	29
Baker	7761	0	0	0	0
	7769	0	0	0	0
<u>Tea, Coffee and Cocoa Preparers</u>					
	7770	0	0	0	0
<u>Brewers, Wine and Beverage Makers</u>					
Moonshiner	7780	0	0	0	0
<u>Food and Beverage Processors n.e.c.</u>					
Fish Butcher	7790	21	11	4	16
	7799	0	0	0	0
TOBACCO PREPARERS AND TOBACCO PRODUCT MAKERS					
<u>Tobacco Preparers</u>					
	7810	0	0	0	0
<u>Cigar Makers</u>					
Cigar Maker	7820	0	0	0	0
<u>Cigarette Makers</u>					
	7830	0	0	0	0
<u>Tobacco Preparers and Tobacco Product Makers n.e.c.</u>					
Tobacco Factory Worker	7890	0	0	0	0
TAILORS, DRESSMAKERS, SEWERS, UPHOLSTERERS AND RELATED WORKERS					
<u>Tailors and Dressmakers</u>					
Custom Seamstress	7910	43	3	23	191
Tailor	7911	0	0	0	0
	7919	15	42	5	20
<u>Fur Tailors and Related Workers</u>					
Fur Coat Tailor	7920	0	0	0	0
<u>Milliners and Hatmakers</u>					
Milliner	7930	0	0	0	0
<u>Patternmakers and Cutters</u>					
Garment Cutter	7940	7	0	3	0
<u>Sewers and Embroiderers</u>					
Sewing Machine Operator	7950	212	23	83	411
<u>Upholsterers and Related Workers</u>					
Upholsterer	7960	26	20	9	5
<u>Tailors, Dressmakers, Sewers, Upholsterers and Related Workers</u>					
	7990	33	45	12	52

	Code	R	Father	Spouse	Mother
SHOEMAKERS AND LEATHER GOODS MAKERS					
<u>Shoemakers and Shoe Repairers</u>					
Shoemaker, Repairer	8010	10	36	1	5
<u>Shoe Cutters, Lasters, Sewers and Related Workers</u>					
	8020	17	10	6	37
<u>Leather Goods Makers</u>					
Leather Worker	8030	0	0	0	0
CABINETMAKERS AND RELATED WOODWORKERS					
<u>Cabinetmakers</u>					
Cabinetmaker	8110	24	27	17	5
<u>Woodworking-Machine Operators</u>					
	8120	16	13	2	3
<u>Cabinetmakers and Related Woodworkers n.e.c.</u>					
Wood Vehicle Builder	8190	15	20	8	3
Cooper	8191	0	0	0	0
	8199	0	0	0	0
STONE CUTTERS AND CARVERS					
<u>Stone Cutters and Carvers</u>					
Tombstone Carver	8200	0	0	0	0
BLACKSMITHS, TOOLMAKERS AND MACHINETOOL OPERATORS					
<u>Blacksmiths, Hammersmiths and Forging-Press Operators</u>					
Forging-Press Operator	8311	3	8	0	0
Blacksmith	8319	0	0	0	0
<u>Toolmakers, Metal Patternmakers and Metal Markers</u>					
Metal Patternmaker	8321	1	5	2	0
Tool and Die Maker	8329	35	134	20	1
<u>Machine-Tool Setter-Operators</u>					
Turner	8330	19	27	11	2
Machine Set-Up Man	8331	0	0	0	0
	8339	0	0	0	0
<u>Machine-Tool Operators</u>					
Machine Operator in Factory	8340	479	622	229	301
<u>Metal Grinders, Polishers and Tool Sharpeners</u>					
Polishing Machine Operator	8350	2	5	6	0
Saw Sharpener	8351	28	26	16	3
	8359	0	0	0	0
<u>Blacksmiths, Toolmakers and Machine-Tool Operators n.e.c.</u>					
Locksmith	8390	10	5	5	0
MACHINERY FITTERS, MACHINE ASSEMBLERS AND PRECISION INSTRUMENT MAKERS (EXCEPT ELECTRICAL)					
<u>Machinery Fitters and Machine Assemblers</u>					
Aircraft Worker	8411	0	0	0	0
Millwright	8412	0	0	0	0
Machinist or Fitter	8419	0	0	0	0
<u>Watch, Clock and Precision Instrument Makers</u>					
Fine Fitter	8420	6	17	8	2
Dental Mechanic	8421	6	14	5	3
Watch Maker, Repairman	8422	12	11	4	5
	8429	0	0	0	0
<u>Motor Vehicle Mechanics</u>					
Garage Operator	8430	206	405	126	4
Garage Mechanic	8431	0	0	0	0
	8439	0	0	0	0

	Code	R	Father	Spouse	Mother
<u>Aircraft Engine Mechanics</u>					
Airplane Mechanic	8440	48	55	32	1
<u>Machinery Fitters, Machine Assemblers and Precision Instrument Makers (Except Electrical) n.e.c.</u>					
Bicycle Repairman	8490	113	183	81	3
Mechanic's Helper	8491	0	0	0	0
Assembly Line Worker	8492	0	0	0	0
Unskilled Garage Worker	8493	284	233	145	321
Mechanic, Repairman	8494	67	53	26	9
	8499	227	439	119	35
ELECTRICAL FITTERS AND RELATED ELECTRICAL AND ELECTRONICS WORKERS					
<u>Electrical Fitters</u>					
Electrical Fitter	8510	0	0	0	0
<u>Electronics Fitters</u>					
	8520	80	70	39	1
<u>Electrical and Electronic Equipment Assemblers</u>					
Electronic Assembler	8530	116	66	52	55
<u>Radio and Television Repairmen</u>					
Radio, TV Repairman	8540	23	30	11	0
<u>Electrical Wiremen</u>					
Master Electrician (Own Shop)	8551	0	0	0	0
Electrician	8559	158	314	116	5
<u>Telephone and Telegraph Installers</u>					
Telephone Installer	8560	59	103	33	4
<u>Electric Linemen and Cable Jointers</u>					
Power Lineman	8570	25	41	19	0
<u>Electrical Fitters and Related Electrical and Electronics Workers</u>					
	8590	17	18	5	0
BROADCASTING STATION AND SOUND EQUIPMENT OPERATORS AND CINEMA PROJECTIONISTS					
<u>Broadcasting Station Operators</u>					
Broadcasting Station Operator	8610	21	15	8	5
<u>Sound Equipment Operators and Cinema Projectionists</u>					
Motion Picture Projectionist	8620	5	5	1	1
PLUMBERS, WELDERS, SHEET METAL AND STRUCTURAL METAL PREPARERS AND ERECTORS					
<u>Plumbers and Pipe Fitters</u>					
Master Plumber (Own Business)	8711	0	0	0	0
Plumber	8719	135	224	80	0
<u>Welders and Flame-Cutters</u>					
Welder	8720	157	247	78	23
<u>Sheet-Metal Workers</u>					
Copper, Tin Smith	8730	74	84	29	1
Boilermaker	8731	0	0	0	0
Vehicle Body Builder	8732	4	30	6	0
Sheet-Metal Worker	8733	0	0	0	0
	8739	22	50	12	0
<u>Structural Metal Preparers and Erectors</u>					
Structural Steel Worker	8740	23	56	16	0
JEWELRY AND PRECIOUS METAL WORKERS					
<u>Jewelry and Precious Metal Workers</u>					
	8800	13	10	9	3

	Code	R	Father	Spouse	Mother
Master Jeweler, Goldsmith	8801	0	0	0	0
Jeweler, Goldsmith	8809	0	0	0	0
GLASS FORMERS, POTTERS AND RELATED WORKERS					
<u>Glass Formers, Cutters, Grinders and Finishers</u>					
Glass Blower	8910	21	13	8	5
Lens Grinder	8911	0	0	0	0
	8919	0	0	0	0
<u>Potters and Related Clay and Abrasive Formers</u>					
Potter	8920	0	0	0	0
<u>Glass and Ceramics Kilnmen</u>					
	8930	31	96	18	0
<u>Glass Engravers and Etchers</u>					
	8940	0	0	0	0
<u>Glass and Ceramics Painters and Decorators</u>					
	8950	12	11	7	3
<u>Glass Formers, Potters, and Related Workers n.e.c.</u>					
	8990	0	1	0	0
RUBBER AND PLASTICS PRODUCT MAKERS					
<u>Rubber and Plastics Product Makers (Except Tire Makers and Tire</u>					
	9010	0	0	0	0
<u>Tire Makers and Vulcanizers</u>					
	9020	0	0	0	0
PAPER AND PAPERBOARD PRODUCTS MAKERS					
<u>Paper and Paperboard Products Makers</u>					
	9100	0	0	0	0
PRINTERS AND RELATED WORKERS					
<u>Compositors and Typesetters</u>					
Master Printer	9210	14	23	7	7
Printer	9211	0	0	0	0
	9219	0	0	0	0
<u>Printing Pressmen</u>					
Printing Pressman	9220	100	84	38	17
<u>Stereotypers and Electrotypers</u>					
	9230	0	0	0	0
<u>Printing Engravers (Except Photoengravers)</u>					
Metal Engraver	9240	1	3	1	0
<u>Photoengravers</u>					
Photoengraver	9250	11	10	5	1
<u>Bookbinders and Related Workers</u>					
Bookbinder	9260	12	7	4	10
<u>Photographic Darkroom Workers</u>					
Photograph Developer	9270	22	1	7	10
<u>Printers and Related Workers n.e.c.</u>					
Graphics Printer	9290	0	0	0	0
PAINTERS					
<u>Painters, Construction</u>					
Master Building Painter	9310	94	166	51	3
Building Painter	9311	0	0	0	0
	9319	0	0	0	0
<u>Painters n.e.c.</u>					
Automobile Painter	9390	38	35	16	5

	Code	R	Father	Spouse	Mother
<u>PRODUCTION AND RELATED WORKERS n.e.c.</u>					
<u>Musical Instrument Makers and Tuners</u>					
Piano Tuner	9410	0	0	0	0
<u>Basketry Weavers and Brush Makers</u>					
Basketweaver	9420	0	0	0	0
<u>Non-Metallic Mineral Product Makers</u>					
	9430	31	37	13	19
<u>Other Production and Related Workers</u>					
Ivory Carver	9490	61	56	32	28
Taxidermist	9491	0	0	0	0
Calabash Maker	9492	0	0	0	0
Quality Checker	9493	0	0	0	0
	9499	193	97	89	76
<u>BRICKLAYERS, CARPENTERS AND OTHER CONSTRUCTION WORKERS</u>					
<u>Bricklayers, Stonemasons and Tile Setters</u>					
Mason	9510	64	149	31	1
<u>Reinforced-Concreters, Cement Finishers and Terrazzo Workers</u>					
Cement Finisher	9520	19	26	12	0
<u>Roofers</u>					
Roofer	9530	50	38	27	2
<u>Carpenters, Joiners and Parquetry Workers</u>					
Master Carpenter	9541	0	0	0	0
Carpenter's Helper	9542	0	0	0	0
Carpenter	9549	0	0	0	0
<u>Plasterers</u>					
Master Plasterer	9551	0	0	0	0
Plasterer	9559	6	24	4	0
<u>Insulators</u>					
Insulation Installer	9560	11	7	8	0
<u>Glaziers</u>					
Glazier	9570	5	10	6	0
<u>Construction Workers n.e.c.</u>					
Master Paperhanger	9591	0	0	0	0
Maintenance Man	9592	0	0	0	0
Skilled Construction Worker	9593	0	0	0	0
Construction Laborer n.e.c.	9594	731	1253	340	9
Unskilled Construction Laborer	9595	10	4	4	1
House Builder	9596	0	0	0	0
Paperhanger	9599	7	8	2	3
<u>STATIONARY ENGINE AND RELATED EQUIPMENT OPERATORS</u>					
<u>Power-Generating Machinery Operators</u>					
Power Station Operator	9610	6	7	5	0
<u>Stationary Engine and Related Equipment Operators n.e.c.</u>					
Stationary Engineer	9690	156	416	108	8
<u>MATERIAL-HANDLING AND RELATED EQUIPMENT OPERATORS, DOCKERS AND FREIGHT HANDLERS</u>					
<u>Dockers and Freight Handlers</u>					
Warehouse Hand	9710	112	84	45	3
Porter	9711	0	0	0	0
Railway, Airport Porter	9712	120	31	50	48
Packer	9713	0	0	0	0
	9714	178	51	65	172

	Code	R	Father	Spouse	Mother
Longshoreman	9719	8	44	7	0
<u>Riggers and Cable Splicers</u>	9720	0	0	0	0
<u>Crane and Hoist Operators</u>	9730	24	68	18	1
Drawbridge Tender	9731	0	0	0	0
Power Crane Operator	9739	0	0	0	0
<u>Earth-Moving and Related Machinery Operators</u>					
Road Machinery Operator	9740	30	48	20	0
<u>Material-Handling Equipment Operators n.e.c.</u>	9790	230	229	129	7
TRANSPORT EQUIPMENT OPERATORS					
<u>Ships' Deck Ratings, Barge Crews and Boatmen</u>	9810	5	34	7	0
Boatman	9811	0	0	0	0
Seaman	9819	0	0	0	0
<u>Ships' Engine-Room Ratings</u>					
Ship's Engine-Room Hand	9820	0	0	0	0
<u>Railway Engine Drivers and Firemen</u>	9830	17	78	10	0
Locomotive Fireman	9831	0	0	0	0
Ore Train Motorman in Mine	9832	0	0	0	0
Locomotive Engineer	9839	0	0	0	0
<u>Railway Brakemen, Signalmen and Shunters</u>					
Railway Switchman, Brakeman	9840	0	0	0	0
<u>Motor Vehicle Drivers</u>					
Bus, Tram Driver	9851	128	80	63	75
Driver, Truck Driver	9852	597	963	381	14
Small Transport Operator	9853	0	0	0	0
Truck Driver's Helper	9854	0	0	0	0
Driving Teacher	9855	0	0	0	0
Taxi Driver	9859	57	87	25	9
<u>Animal and Animal-Drawn Vehicle Drivers</u>					
Wagoneer	9861	0	0	0	0
Animal Driver	9869	0	0	0	0
<u>Transport Equipment Operators n.e.c.</u>	9890	10	7	5	0
Railway Crossing Guard	9891	22	58	12	11
Pedal-Vehicle Driver	9899	0	0	0	0
MANUAL WORKERS n.e.c.					
<u>Skilled Workers n.e.c.</u>					
Independent Artisan	9951	0	0	0	0
Skilled Worker	9959	0	0	0	0
<u>Semi-Skilled Workers n.e.c.</u>					
Apprentice	9971	13	9	10	0
Factory Worker	9979	7	4	7	12
<u>Laborers n.e.c.</u>	9990	328	656	172	222
Unskilled Factory Laborer	9991	0	0	0	0
Contract Laborer	9992	0	0	0	0
Itinerant Worker	9993	0	0	0	0
Railway Track Worker	9994	0	0	0	0
Street Sweeper	9995	0	0	0	0
Garbage Collector	9996	9	32	13	1
Road Construction Laborer	9997	0	0	0	0
Laborer	9999	0	0	0	0
NOT APPLICABLE, NO ANSWER	IAP	23648	29574	39761	40767

1988 International Standard Classification Codes (based on 1980 U.S. occupational codes)	Punch Occupation Code	N's			
		Respon- dent	R's Father	R's Spouse	R's Mother
		(ISCO88)	(PAISCO88)	(SPISCO88)	(MAISCO88)
LEGISLATORS, SENIOR OFFICIALS AND MANAGERS					
LEGISLATORS AND SENIOR OFFICIALS					
<u>Legislators</u>	1110	4	10	3	2
<u>Senior Government Officials</u>	1120	169	181	100	40
<u>Traditional Chiefs and Heads of Villages</u>	1130	0	0	0	0
<u>Senior Officials of Special Interest Organizations</u>					
Senior officials of political-party organizations	1141	0	0	0	0
Senior officials of employers', workers' and other economic-interest	1142	0	0	0	0
Senior officials of humanitarian and other special-interest	1143	0	0	0	0
CORPORATE MANAGERS					
<u>Directors and Chief Executives</u>	1210	28	39	20	7
<u>Production and Operations Department Managers</u>	1220	45	52	14	6
Production and operations department managers in agriculture, hunting, forestry and fishing organizations	1221	12	247	6	11
Production and operations department managers in manufacturing	1222	0	0	0	0
Production and operations department managers in construction	1223	11	47	11	2
Production and operations department managers in wholesale and retail	1224	0	0	0	0
Production and operations department managers in restaurants and	1225	46	32	20	29
Production and operations department managers in transport, storage and communications	1226	15	42	9	12
Production and operations department managers in business	1227	63	15	20	22
Production and operations department managers in personal care, cleaning and related services	1228	0	0	0	0
Production and operations department managers n.e.c.	1229	2481	2077	1401	620
<u>Other Department Managers</u>					
Finance and administration department managers	1231	192	101	120	56
Personnel and industrial relations department managers	1232	45	22	25	21
Sales and marketing department managers	1233	323	260	181	104
Advertising and public relations department managers	1234	4	4	1	0
Supply and distribution managers	1235	21	19	12	2
Computing services department managers	1236	12	5	10	0
Research and development department managers	1237	2	0	1	1
Other department managers n.e.c.	1239	17	9	10	6
<u>Misc. Office Supervisors</u>	1240	159	31	64	52
GENERAL MANAGERS					
<u>General Managers</u>					
General managers in agriculture, hunting, forestry and fishing	1311	28	95	13	4
General managers in manufacturing	1312	0	0	0	0
General managers in construction	1313	22	52	26	0
General managers in wholesale and retail trade	1314	713	841	406	259
General managers of restaurants and hotels	1315	4	4	3	6
General managers of transport, storage and communications	1316	0	0	0	0
General managers of business services	1317	0	0	0	0
General managers of personal care, cleaning and related	1318	0	0	0	0
General managers n.e.c.	1319	79	91	63	35
PROFESSIONALS					
PHYSICAL, MATHEMATICAL AND ENGINEERING SCIENCE PROFESSIONALS					
<u>Physicists, Chemists and Related Professionals</u>	2110	14	9	9	0

	Code	R	Father	Spouse	Mother
Physicists and astronomers	2111	5	14	4	1
Meteorologists	2112	4	8	1	0
Chemists	2113	32	63	28	8
Geologists and geophysicists	2114	8	7	7	1
<u>Mathematicians, Statisticians and Related Professionals</u>					
Mathematicians and related professionals	2121	21	7	17	3
Statisticians	2122	8	3	4	1
<u>Computing Professionals</u>					
Computer systems designers and analysts					
Computer programmers	2131	329	86	189	31
Computing professionals n.e.c.	2132	162	65	83	35
	2139	0	0	0	0
<u>Architects, Engineers and Related Professionals</u>					
Architects, town and traffic planners	2141	61	58	29	10
Civil engineers	2142	78	185	55	5
Electrical engineers	2143	126	237	101	8
Electronics and telecommunications engineers	2144	4	7	2	0
Mechanical engineers	2145	121	275	90	3
Chemical engineers	2146	25	72	12	3
Mining engineers, metallurgists and related professionals	2147	8	30	7	0
Cartographers and surveyors	2148	12	21	11	2
Architects, engineers and related professionals n.e.c.	2149	279	147	124	10
LIFE SCIENCE AND HEALTH PROFESSIONALS					
<u>Life Science Professionals</u>					
Biologists, botanists, zoologists and related professionals	2211	44	7	16	11
Pharmacologists, pathologists and related professionals	2212	0	0	1	0
Agronomists and related professionals	2213	21	35	17	4
<u>Health Professionals (except nursing)</u>					
Medical doctors	2221	144	224	122	42
Dentists	2222	30	58	25	7
Veterinarians	2223	13	23	12	3
Pharmacists	2224	41	46	22	16
Health professionals (except nursing) n.e.c.	2229	5	2	1	1
<u>Nursing and Midwifery Professionals</u>	2230	666	23	325	810
TEACHING PROFESSIONALS					
<u>College, University and Higher Education Teaching Professionals</u>					
	2310	300	196	146	79
<u>Secondary Education Teaching Professionals</u>					
Secondary school teachers	2321	370	193	183	227
<u>Primary and Pre-Primary Education Teaching Professionals</u>					
Primary education teaching professionals	2331	788	140	419	721
Pre-primary education teaching professionals	2332	135	1	69	101
<u>Special Education Teaching Professionals</u>					
	2340	65	2	24	42
<u>Other Teaching Professionals</u>					
Education methods specialists	2351	0	0	0	0
School inspectors	2352	0	0	0	0
Other teaching professionals n.e.c.	2359	205	47	93	81
OTHER PROFESSIONALS					
<u>Business Professionals</u>					
Accountants	2411	408	302	201	183

	Code	R	Father	Spouse	Mother
Personnel and careers professionals	2412	239	63	145	59
Business professionals n.e.c.	2419	89	25	43	20
<u>Legal Professionals</u>					
Lawyers	2421	280	196	165	47
Judges	2422	6	12	3	6
Legal professional n.e.c.	2429	0	0	0	0
<u>Archivists, Librarians and Related Information Professionals</u>					
Archivists and curators	2431	14	3	4	4
Librarians and related information professionals	2432	87	5	48	78
<u>Social Science and Related Professionals</u>					
Economists	2440	2	0	4	0
Sociologists, anthropologists and related professionals	2441	64	21	23	7
Philosophers, historians and political scientists	2442	9	5	4	3
Philologists, translators and interpreters	2443	0	0	0	0
Psychologists	2444	5	0	0	0
Psychologists	2445	74	18	31	14
Social work professionals	2446	331	53	137	132
<u>Writers and Creative or Performing Artists</u>					
Authors, journalists and other writers	2451	161	38	51	44
Sculptors, painters and related artists	2452	89	25	33	32
Composers, musicians and singers	2453	6	6	3	5
Choreographers and dancers	2454	0	0	1	0
Film, stage and related actors and directors	2455	52	9	19	5
<u>Religious Professionals</u>					
	2460	90	229	60	2
TECHNICIANS AND ASSOCIATE PROFESSIONALS					
PHYSICAL AND ENGINEERING SCIENCE ASSOCIATE PROFESSIONALS					
	3100	121	48	44	14
<u>Physical and Engineering Science Technicians</u>					
Chemical and physical science technicians	3110	5	3	2	3
Civil engineering technicians	3111	72	36	42	7
Electrical engineering technicians	3112	7	16	4	0
Electronics and telecommunications engineering	3113	144	51	77	9
Mechanical engineering technicians	3114	0	0	0	0
Chemical engineering technicians	3115	5	1	0	0
Mining and metallurgical technicians	3116	0	0	0	0
Mining and metallurgical technicians	3117	0	0	0	0
Draughtspersons	3118	72	76	26	7
Physical and engineering science technicians n.e.c.	3119	55	30	25	3
<u>Computer Associate Professionals</u>					
Computer assistants	3121	16	0	8	0
Computer equipment operators	3122	72	13	40	15
Industrial robot controllers	3123	2	1	1	0
<u>Optical and Electronic Equipment Operators</u>					
Photographers and image and sound recording equipment operators	3131	43	28	25	5
Broadcasting and telecommunications equipment operators	3132	37	30	14	9
Medical equipment operators	3133	51	12	24	15
Optical and electronic equipment operators n.e.c.	3139	0	0	0	0
<u>Ship and Aircraft Controllers and Technicians</u>					
Ships' engineers	3140	0	0	0	0
Ships' engineers	3141	0	0	0	0
Ships' deck officers and pilots	3142	2	4	3	0
Aircraft pilots and related associate professionals	3143	38	70	26	0
Air traffic controllers	3144	12	15	4	1
Air traffic safety technicians	3145	0	0	0	0
<u>Safety and Quality Inspectors</u>					
Building and fire inspectors	3151	15	24	12	0
Safety, health and quality inspectors	3152	24	18	11	19

	Code	R	Father	Spouse	Mother
<u>LIFE SCIENCE AND HEALTH ASSOCIATE PROFESSIONALS</u>					
<u>Life Science Technicians and Related Associate Professionals</u>					
Life science technicians	3211	259	25	106	74
Agronomy and forestry technicians	3212	0	1	1	1
Farming and forestry advisers	3213	0	0	0	0
<u>Modern Health Associate Professionals (except nursing)</u>					
Medical assistants	3221	227	13	72	64
Sanitarians	3222	0	0	0	0
Dieticians and nutritionists	3223	29	2	20	46
Optometrists and opticians	3224	10	12	10	2
Dental assistants	3225	82	0	51	68
Physiotherapists and related associate professionals	3226	132	15	72	34
Veterinary assistants	3227	0	0	1	1
Pharmaceutical assistants	3228	0	0	0	0
Modern health associates (except nursing) n.e.c.	3229	74	10	38	20
<u>Nursing and Midwifery Associate Professionals</u>					
Nursing associate professionals	3231	278	7	109	287
Midwifery associate professionals	3232	0	0	0	0
<u>Traditional Medicine Practitioners and Faith Healers</u>					
Traditional medicine practitioners	3241	0	0	0	0
Faith healers	3242	0	0	0	0
<u>TEACHING ASSOCIATE PROFESSIONALS</u>					
	3300	29	0	13	25
<u>Primary Education Teaching Associate Professionals</u>					
	3310	106	1	54	88
<u>Pre-Primary Education Teaching Associate Professionals</u>					
	3320	0	0	0	0
<u>Special Education Teaching Associate Professionals</u>					
	3330	0	0	0	0
<u>Other Teaching Associate Professionals</u>					
	3340	2	1	4	0
<u>OTHER ASSOCIATE PROFESSIONALS</u>					
<u>Finance and Sales Associate Professionals</u>					
Securities and finance dealers and brokers	3410	200	53	94	54
Insurance representatives	3411	91	34	44	6
Estate agents	3412	188	244	99	61
Travel consultants and organizers	3413	250	103	123	129
Technical and commercial sales representatives	3414	0	0	0	0
Buyers	3415	383	442	217	63
Appraisers, valuers and auctioneers	3416	123	113	66	29
Appraisers, valuers and auctioneers	3417	304	39	110	70
Finance and sales associate professionals n.e.c.	3419	0	0	0	0
<u>Business Services Agents and Trade Brokers</u>					
Trade brokers	3421	0	0	0	0
Clearing and forwarding agents	3422	0	1	0	0
Employment agents and labor contractors	3423	0	0	0	0
Business services agents and trade brokers n.e.c.	3429	149	55	83	27
<u>Administrative Associate Professionals</u>					
Administrative secretaries and related associate professionals	3431	0	0	0	0
Legal and related business associate professionals	3432	39	5	20	27
Bookkeepers	3433	0	0	0	0
Statistical, mathematical and related associate professionals	3434	3	0	0	1
Administrative associate professionals n.e.c.	3439	0	0	0	0
<u>Customs, Tax and Related Government Associate Professionals</u>					
Customs and border inspectors	3441	0	0	0	0
Government tax and excise officials	3442	8	0	2	4
Government social benefits officials	3443	12	0	9	4

	Code	R	Father	Spouse	Mother
Government licensing officials	3444	64	79	45	7
Customs, tax and related government associate professionals	3449	0	0	0	0
<u>Police Inspectors and Detectives</u>	3450	6	8	2	1
<u>Social Work Associate Professionals</u>	3460	89	4	24	36
<u>Artistic, Entertainment and Sports Associate Professionals</u>	3470	25	12	12	5
Decorators and commercial designers	3471	173	52	61	69
Radio, television and other announcers	3472	12	6	6	2
Street, night-club and related musicians, singers and dancers	3473	67	25	27	17
Clowns, magicians, acrobats and related associate professionals	3474	0	0	0	0
Athletes, sportspersons and related associate professionals	3475	37	8	8	0
<u>Religious Associate Professionals</u>	3480	22	5	10	10
CLERKS	4100	417	58	165	226
OFFICE CLERKS					
<u>Secretaries and Keyboard-Operating Clerks</u>	4110	45	8	18	38
Stenographers and typists	4111	114	5	48	60
Word-processor and related operators	4112	0	0	0	0
Data entry operators	4113	126	8	43	51
Calculating-machine operators	4114	50	1	18	8
Secretaries	4115	1079	16	549	1314
<u>Numerical Clerks</u>					
Accounting and bookkeeping clerks	4121	614	81	323	484
Statistical and finance clerks	4122	23	2	9	11
<u>Material-Recording and Transport Clerks</u>					
Store clerks	4131	361	135	151	83
Production clerks	4132	157	29	60	38
Transport clerks	4133	184	106	92	45
<u>Library, Mail and Related Clerks</u>					
Library and filing clerks	4141	78	5	27	34
Mail carriers and sorting clerks	4142	183	255	93	86
Coding, proof-reading and related clerks	4143	6	1	1	11
Scribes and related workers	4144	0	0	0	0
<u>Other Office Clerks</u>	4190	324	46	161	113
CUSTOMER SERVICES CLERKS					
<u>Cashiers, Tellers and Related Clerks</u>					
Cashiers and ticket clerks	4211	720	18	210	411
Tellers and other counter clerks	4212	166	21	77	144
Bookmakers and croupiers	4213	3	2	3	1
Pawnbrokers and money-lenders	4214	0	0	0	0
Debt-collectors and related workers	4215	38	6	18	15
<u>Client Information Clerks</u>					
Travel agency and related clerks	4221	39	14	22	15
Receptionists and information clerks	4222	306	6	147	132
Telephone switchboard operators	4223	101	11	34	131
SERVICE WORKERS AND SHOP MARKET SALES WORKERS	5100	3	7	0	30
PERSONAL AND PROTECTIVE SERVICES WORKERS	5110	66	0	27	0

	Code	R	Father	Spouse	Mother
<u>Travel Attendants and Related Workers</u>					
Travel attendants and travel stewards	5111	4	1	0	0
Transport conductors	5112	18	91	8	0
Travel guides	5113	8	0	7	0
<u>Housekeeping and Restaurant Services Workers</u>					
Housekeepers and related workers	5120	170	11	42	167
Cooks	5121	244	74	119	124
Waiters, waitresses and bartenders	5122	490	119	174	533
	5123	821	72	203	649
<u>Personal Care and Related Workers</u>					
Child-care workers	5131	442	4	174	295
Institution-based personal care workers	5132	631	17	185	465
Home-based personal care workers	5133	23	5	12	16
Personal care and related workers n.e.c.	5139	1	0	1	3
<u>Other Personal Services Workers</u>					
Hairdressers, barbers, beauticians and related workers	5141	315	99	144	264
Companions and valets	5142	0	0	0	0
Undertakers and embalmers	5143	14	27	5	6
Other personal services workers n.e.c.	5149	0	0	0	0
<u>Astrologers, Fortune-Tellers and Related Workers</u>					
Astrologers and related workers	5151	0	0	0	0
Fortune-tellers, palmists and related workers	5152	0	0	0	0
<u>Protective Services Workers</u>					
Fire-fighters	5161	81	145	41	2
Police officers	5162	221	280	116	27
Prison guards	5163	72	43	50	6
Protective services workers n.e.c.	5169	172	134	88	44
MODELS, SALESPERSONS AND DEMONSTRATORS	5200	18	10	16	9
<u>Fashion and Other Models</u>					
	5210	18	0	5	5
<u>Shop Salespersons and Demonstrators</u>					
	5220	1031	499	456	735
<u>Stall and Market Salespersons</u>					
	5230	0	0	0	0
SKILLED AGRICULTURAL AND FISHERY WORKERS					
MARKET-ORIENTED SKILLED AGRICULTURAL AND FISHERY WORKERS					
<u>Market Gardeners and Crop Growers</u>					
Field crop and vegetable growers	6111	0	0	0	0
Tree and shrub crop growers	6112	0	0	0	0
Gardeners, horticultural and nursery growers	6113	65	49	30	2
Mixed-crop growers	6114	0	0	0	0
<u>Market-Oriented Animal Producers and Related Workers</u>					
Dairy and livestock producers	6121	0	0	0	0
Poultry producers	6122	0	0	0	0
Apiarists and sericulturalists	6123	0	0	0	0
Mixed-animal producers	6124	0	0	0	0
Market-oriented animal producers and related workers n.e.c.	6129	4	2	4	0
<u>Market-Oriented Crop and Animal Producers</u>					
Farmers	6130	0	0	0	0
Farm supervisors	6132	28	43	12	3
	6133	223	2845	144	91
<u>Forestry and Related Workers</u>					
Forestry workers and loggers	6141	24	131	17	2
Charcoal Burners and related workers	6142	0	0	0	0

	Code	R	Father	Spouse	Mother
<u>Fishery Workers, Hunters and Trappers</u>	6150	19	60	4	1
Aquatic-life cultivation workers	6151	0	0	1	0
Inland and coastal waters fishery workers	6152	0	0	0	0
Deep-sea fishery workers	6153	0	0	0	0
Hunters and trappers	6154	0	2	1	0
SUBSISTENCE AGRICULTURAL AND FISHERY WORKERS					
<u>Subsistence Agricultural and Fishery Workers</u>	6210	0	0	0	0
CRAFT AND RELATED TRADES WORKERS					
EXTRACTION AND BUILDING TRADES WORKERS					
<u>Miners, Shotfirers, Stone Cutters and Carvers</u>	7110	10	33	2	0
Miners and quarry workers	7111	9	49	3	0
Shotfirers and blasters	7112	4	8	0	0
Stone splitters, cutters and carvers	7113	0	0	0	0
<u>Building Frame and Related Trades Workers</u>					
Builders, traditional materials	7121	0	0	0	0
Bricklayers and stonemasons	7122	60	159	30	2
Concrete placers, concrete finishers and related workers	7123	22	29	14	0
Carpenters and joiners	7124	29	77	25	2
Building frame and related trades workers n.e.c.	7129	74	105	27	0
<u>Building Finishers and Related Trades Workers</u>					
Roofers	7131	54	45	27	1
Floor layers and tile setters	7132	358	645	170	1
Plasterers	7133	6	25	5	0
Insulation workers	7134	14	8	8	0
Glaziers	7135	7	10	7	0
Plumbers and pipe fitters	7136	162	279	96	1
Building and related electricians	7137	183	348	133	5
<u>Painters, Building Structure Cleaners and Related Trades Workers</u>					
Painters and related workers	7141	129	220	69	15
Varnishers and related painters	7142	38	35	16	5
Building structure cleaners	7143	15	16	10	0
METAL, MACHINERY AND RELATED TRADES WORKERS					
<u>Metal Moulders, Welders, Sheet-Metal Workers, Structural-Metal Preparers, and Related Workers</u>	7200	37	35	16	34
Metal moulders and coremakers	7211	0	0	0	0
Welders and flamecutters	7212	166	285	89	26
Sheet-metal workers	7213	104	175	50	2
Structural-metal preparers and erectors	7214	31	75	19	0
Riggers and cable splicers	7215	1	7	1	1
Underwater workers	7216	0	0	1	0
<u>Blacksmiths, Tool-Makers and Related Trade Workers</u>					
Blacksmiths, hammer-smiths and forging-press workers	7221	3	8	0	0
Tool-makers and related workers	7222	169	519	108	8
Machine-tool setters and setter-operators	7223	16	12	7	3
Metal wheel-grinders, polishers and tool sharpeners	7224	2	7	6	0
<u>Machinery Mechanics and Fitters</u>					
Motor vehicle mechanics and fitters	7230	176	251	119	5
Aircraft engine mechanics and fitters	7231	325	633	200	7
Agricultural- or industrial-machinery mechanics and fitters	7232	55	61	34	2
Misc. garage helpers	7233	153	357	94	6
	7234	32	30	9	3

	Code	R	Father	Spouse	Mother
<u>Electrical and Electronic Equipment Mechanics And Fitters</u>	7240	23	29	19	0
Electrical mechanics and fitters	7241	117	110	50	0
Electronics fitters	7242	80	70	39	1
Electronics mechanics and servicers	7243	17	19	15	2
Telegraph and telephone installers and servicers	7244	30	56	24	4
Electrical line installers, repairs and cable jointers	7245	62	95	34	0
PRECISION, HANDICRAFT, PRINTING AND RELATED TRADES WORKERS	7300	0	1	0	0
<u>Precision Workers in Metal and Related Materials</u>	7310	30	49	16	7
Precision-instrument makers and repairers	7311	19	28	10	8
Musical-instrument makers and tuners	7312	0	0	0	0
Jewellery and precious-metal workers	7313	15	10	9	5
<u>Potters, Glass-Makers and Related Trades Workers</u>					
Abrasive wheel formers, potters and related workers	7321	0	0	0	0
Glass-makers, cutters, grinders and finishers	7322	21	13	8	5
Glass engravers and etchers	7323	1	0	3	0
Glass, ceramics and related decorative painters	7324	4	8	1	1
<u>Handicraft Workers in Wood, Textiles, Leather and Related</u>					
Handicraft workers in wood and related materials	7331	4	2	1	0
Handicraft workers in textile, leather and related materials	7332	0	0	0	0
<u>Printing and Related Trades Workers</u>					
Compositors, typesetters and related workers	7341	18	28	8	10
Stereotypers and electrotypers	7342	0	0	0	0
Printing engravers and etchers	7343	1	3	1	0
Photographic and related workers	7344	11	10	5	1
Bookbinders and related workers	7345	12	7	4	10
Silk-screen, block and textile printers	7346	0	0	0	0
OTHER CRAFT AND RELATED TRADES WORKERS					
<u>Food Processing and Related Trade Workers</u>					
Butchers, fishmongers and related food preparers	7411	55	148	35	30
Bakers, pastry-cooks and confectionery makers	7412	50	60	25	37
Dairy-products makers	7413	0	0	0	0
Fruit, vegetable and related preservers	7414	0	0	0	0
Food and beverage tasters and graders	7415	9	2	1	8
Tobacco preparers and tobacco product makers	7416	0	0	0	0
<u>Wood Treaters, Cabinet-Makers and Related Trades Workers</u>	7420	2	4	0	0
Wood treaters	7421	0	0	0	0
Cabinet-makers and related workers	7422	42	47	27	8
Woodworking-machine setters and setter-operators	7423	0	0	0	0
Basketry weavers, brush makers and related workers	7424	0	0	0	0
<u>Textile, Garment and Related Trades Workers</u>					
Fibre preparers	7431	0	0	0	0
Weavers, knitters and related workers	7432	0	0	0	0
Tailors, dressmakers and hatters	7433	61	46	29	234
Furriers and related workers	7434	0	0	0	0
Textile, leather and related pattern-makers and cutters	7435	3	3	1	1
Sewers, embroiderers and related workers	7436	7	5	5	14
Upholsterers and related workers	7437	26	24	9	7
<u>Pelt, Leather and Shoemaking Trades Workers</u>					
Pelt dressers, tanners and fellmongers	7441	0	0	0	0
Shoe-makers and related workers	7442	10	37	1	9
<u>Supervisors, crafts and trades</u>	7510	420	864	316	72

	Code	R	Father	Spouse	Mother
<u>Misc. crafts and trades</u>	7520	31	26	16	17
PLANT AND MACHINE OPERATORS AND ASSEMBLERS					
STATIONARY-PLANT AND RELATED OPERATORS	8100	4	5	2	0
<u>Mining- and Mineral-Processing Plant Operators</u>					
Mining-plant operators	8111	18	236	9	2
Mineral-ore- and stone-processing-plant operators	8112	0	0	0	0
Well drillers and borers and related workers	8113	10	45	9	0
<u>Metal-Processing-Plant Operators</u>					
Ore and metal furnace operators	8121	0	0	0	0
Metal melters, casters and rolling-mill operators	8122	38	56	23	11
Metal-heat-treating-plant operators	8123	4	5	3	0
Metal drawers and extruders	8124	0	0	0	0
<u>Glass, Ceramics and Related Plant Operators</u>					
Glass and ceramics kiln and related machine operators	8131	31	96	18	0
Glass and ceramics kiln and related machine operators n.e.c.	8139	0	0	0	0
<u>Wood-Processing-Plant Operators</u>					
Wood-processing-plant operators	8141	54	93	17	3
Paper-pulp plant operators	8142	0	0	0	0
Papermaking-plant operators	8143	0	0	0	0
<u>Chemical-Processing-Plant Operators</u>					
Crushing-, grinding- and chemical mixing-machinery operators	8151	30	52	21	8
Chemical-heat-treating-plant operators	8152	2	2	2	0
Chemical-filtering- and separating-equipment operators	8153	0	0	0	0
Chemical-still and reactor operators (except petroleum and natural	8154	14	30	11	4
Petroleum- and natural-gas-refining-plant operators	8155	2	2	0	0
Chemical-processing-plant operators n.e.c.	8159	0	0	0	0
<u>Power-Production and Related Plant Operators</u>					
Power-production plant operators	8160	37	89	25	2
Steam-engine and boiler operators	8161	6	8	5	0
Incinerator, water-treatment and related plant operators	8162	7	10	2	0
	8163	15	14	15	1
<u>Automated-Assembly-Line and Industrial-Robot Operators</u>					
Automated assembly-line operators	8171	0	0	0	0
Industrial-robot operators	8172	0	0	0	0
MACHINE OPERATORS AND ASSEMBLERS	8200	56	109	28	105
<u>Metal- and Mineral-Products Machine Operators</u>					
Machine-tool operators	8211	62	59	31	16
Cement and other mineral products machine operators	8212	0	1	0	0
<u>Chemical-Products Machine Operators</u>					
Pharmaceutical- and toiletry products machine operators	8221	0	0	0	1
Ammunition- and explosive-products machine operators	8222	0	0	0	0
Metal finishing-, plating- and coating- machine operators	8223	37	34	28	6
Photographic-products machine operators	8224	1	1	2	2
Chemical-products machine operators n.e.c.	8229	18	6	9	3
<u>Rubber- and Plastic-Products Machine Operators</u>					
Rubber-products machine operators	8230	2	6	2	4
	8231	0	0	1	0
Plastic-products machine operators	8232	11	8	3	2
<u>Wood-Products Machine Operators</u>					
	8240	3	0	1	2
<u>Printing-, Binding- and Paper-Products Machine Operators</u>					
Printing-machine operators	8251	125	93	51	30
Bookbinding-machine operators	8252	0	0	0	0
Paper-products operators	8253	1	2	1	1

	Code	R	Father	Spouse	Mother
<u>Textile-, Fur- and Leather-Products Machine Operators</u>					
Fibre-preparing-, spinning- and winding-machine operators	8261	32	17	10	46
Weaving- and knitting-machine operators	8262	19	22	6	42
Sewing-machine operators	8263	223	26	89	483
Bleaching-, dyeing- and cleaning-machine operators	8264	120	51	29	185
Fur- and leather-preparing-machine operators	8265	0	0	0	0
Shoemaking- and related machine operators	8266	18	12	7	42
Textile-, fur- and leather-products machine operators n.e.c.	8269	40	50	15	59
<u>Food and Related Products Machine Operators</u>					
Meat- and fish processing-machine operators	8270	23	13	5	20
Dairy-products machine operators	8271	0	0	0	0
Grain- and spice-milling-machine operators	8272	0	0	0	0
Baked-goods, cereal and chocolate-products machine operators	8273	0	0	0	0
Fruit-, vegetable- and nut-processing-machine operators	8274	1	1	0	0
Sugar production machine operators	8275	4	3	2	2
Tea-, coffee- and cocoa-processing-machine operators	8276	0	0	0	0
Brewers-, wine and other beverage machine operators	8277	0	0	0	0
Tobacco production machine operators	8278	0	0	0	0
	8279	0	0	0	0
<u>Assemblers</u>					
Mechanical-machinery assemblers	8281	0	0	0	0
Electrical-equipment assemblers	8282	56	15	22	66
Electronic-equipment assemblers	8283	0	0	0	0
Metal-, rubber- and plastic-products assemblers	8284	0	0	0	0
Wood and related products assemblers	8285	0	0	0	0
Paperboard, textile and related products assemblers	8286	0	0	0	0
<u>Other Machine Operators and Assemblers</u>	8290	972	953	470	810
DRIVERS AND MOBILE-PLANT OPERATORS					
<u>Locomotive-Engine Drivers and Related Workers</u>					
Locomotive-engine drivers	8310	1	16	1	0
Railway brakemen, signalers and shunters	8311	18	80	10	0
	8312	22	59	12	11
<u>Motor-vehicle Drivers</u>					
Motorcycle drivers	8321	0	0	0	0
Car, taxi and van drivers	8322	307	436	206	31
Bus and tram drivers	8323	145	89	75	91
Heavy truck and lorry drivers	8324	485	863	305	7
<u>Agricultural and Other Mobile-Plant Operators</u>					
Motorized farm and forestry plant operators	8330	128	143	67	3
Earth-moving and related plant operators	8331	0	0	0	0
Crane, hoist and related plant operators	8332	44	73	38	1
Lifting-truck operators	8333	31	90	21	1
	8334	113	101	68	7
<u>Ships' Deck Crews and Related Workers</u>					
	8340	5	36	8	0
FABRICATING MACHINE OPERATORS, NOT ELSEWHERE CLASSIFIED					
	8400	7	4	7	12
ELEMENTARY OCCUPATIONS					
SALES AND SERVICES ELEMENTARY OCCUPATIONS					
<u>Street Vendors and Related Workers</u>					
Street food vendors	9110	100	36	39	66
Street vendors, non-food products	9111	0	0	0	0
Door-to-door and telephone salespersons	9112	16	9	7	8
	9113	5	0	1	3
<u>Shoe Cleaning and Other Street Services Elementary Occupations</u>	9120	0	0	0	0
<u>Domestic and Related Helpers, Cleaners and Launderers</u>					
Domestic helpers and cleaners	9131	271	15	92	359
Helpers and cleaners in offices, hotels and other	9132	325	18	89	542

	Code	R	Father	Spouse	Mother
Hand-launderers and pressers	9133	0	0	0	0
<u>Building Caretakers, Window and Related Cleaners</u>					
Building caretakers	9140	616	383	264	258
Vehicle, window and related cleaners	9141	67	40	30	18
	9142	46	32	22	11
<u>Messengers, Porters, Doorkeepers and Related Workers</u>					
Messengers, package and luggage porters and deliverers	9151	58	23	25	5
Doorkeepers, watchpersons and related workers	9152	101	27	42	21
Vending-machine money collectors, meter readers and related workers	9153	13	22	11	2
<u>Garbage Collectors and Related Laborers</u>					
Garbage collectors	9160	1	1	1	0
Sweepers and related laborers	9161	15	37	14	1
	9162	0	0	0	0
AGRICULTURAL, FISHERY AND RELATED LABORERS					
<u>Agricultural, Fishery and Related Laborers</u>					
Farm-hands and laborers	9211	334	698	134	188
Forestry laborers	9212	0	0	1	0
Fishery, hunting and trapping laborers	9213	1	3	1	0
LABORERS IN MINING, CONSTRUCTION, MANUFACTURING AND TRANSPORT					
<u>Mining and Construction Laborers</u>					
Mining and quarrying laborers	9311	1	5	1	0
Construction and maintenance laborers: roads, dams and similar	9312	56	114	39	1
Building construction laborers	9313	343	544	159	9
<u>Manufacturing Laborers</u>					
Assembling laborers	9320	12	6	7	2
Hand packers and other manufacturing laborers	9321	48	46	27	20
	9322	145	34	53	111
<u>Transport Laborers and Freight Handlers</u>					
Hand or pedal vehicle drivers	9331	0	0	0	0
Drivers of animal-drawn vehicles and machinery	9332	0	0	0	0
Freight handlers	9333	289	218	130	72
ARMED FORCES					
ARMED FORCES					
<u>Armed Forces</u>	0110	241	549	180	45
Not applicable	BK	23859	30468	42026	42278
		59599	59599	59599	59599

APPENDIX J:

DOT VARIABLES

(DOTDATA, DOTPEOP, DOTTHNG, DOTGED, DOTSVP, DOTPRES, SPDOTDAT, SPDOTPEO, SPDOTTHN, SPDOTGED, SPDOTSVP, SPDOTPRE, PADOTDAT, PADOTPEO, PADOTTHN, PADOTGED, PADOTSVP, PADOTPRE)

The third edition of the Dictionary of Occupational Titles (1965) provides a six-digit (expanded to nine digits in 1967) occupational classification code which is more detailed and more clearly oriented to the task content of jobs than the Census occupational codes. The DOT (Dictionary of Occupational Titles) also includes six worker trait components, which are estimated abilities and individual characteristics required of workers for successful performance in general types of jobs.

The DOT variables for the General Social Survey were provided by Lloyd V. Temme. Using data from the April, 1971 Current Population Survey (CPS) which were coded with both the detailed Census and DOT occupation codes, Temme summed and averaged all respondents' DOT scores within each detailed Census category. By applying the CPS weights for each case, Temme was able to create weighted average DOT data scores for each Census occupation which are representative of the national population. Scores were created in this way for five DOT variables: Data, People, and Things (the fourth through the sixth digits of the detailed DOT occupation code), and the two parts of worker traits for training time (General Educational Development and Specific Vocational Preparation). These five variables are the only DOT variables available for the General Social Surveys.

Also provided is a prestige variable that Temme generated from Siegel gathered data (See Appendix G) using procedures developed by Otis D. Duncan for his Socioeconomic Index (SEI).

A detailed account of both the DOT variables and of the actual procedures followed in deriving the weighted average DOT scores is given in Lloyd Temme's Occupation: Meanings and Measures (Washington, D.C., Bureau of Social Science Research, 1975).

All of these variables are interval level. DOTDATA, DOTPEOP, DOTTHNG, DOTGED, DOTSVP and PADOTDAT, PADOTPEO, PADOTTHN, PADOTGED, PADOTSVP are four digits long. The first digit is a zero, and a decimal point should be read between the second and third digits. DOTPRES, SPDOTPRE, and PADOTPRE are three digits long and a decimal point belongs between the second and third digits. Since these variables are continuous, complete marginals are not given. Since these variables are assigned to 1970 Census Occupational codes, they are not created in years that the 1970 codes were not utilized.

APPENDIX K: PROTESTANT DENOMINATIONS DISTRIBUTIONS, OTHER

OTHER Denomination	Punch	N			
		Respondent Now	Age 16	R's Spouse Now	Age 16
Hungarian Reformed	1	0	3	1	3
Evangelical Congregational	2	3	2	2	2
Ind Bible, Bible, Bible Fellowship	3	25	7	5	2
Church of Prophecy	5	2	1	2	0
New Testament Christian	6	3	1	1	0
Church of God, Saint & Christ	7	4	3	3	2
Moravian	8	18	19	6	4
Christian & Missionary Alliance	9	31	19	16	7
Advent Christian	10	12	11	6	4
Spiritualist	11	29	6	2	0
Assembly of God	12	331	233	132	80
Free Methodist	13	16	22	4	3
Apostolic Faith	14	58	33	16	6
African Methodist	15	1	6	1	1
Free Will Baptist	16	87	72	32	8
Eden Evangelist	17	1	0	1	1
Holiness (Nazarene)	18	31	28	11	5
Baptist (Northern)	19	5	5	0	1
Brethren Church, Brethren	20	60	86	23	31
Witness Holiness	21	1	0	0	0
Brethren, Plymouth	22	4	4	1	2
United Brethren, United Brethren in Christ	23	30	92	10	23
Independent	24	46	26	18	2
Christian Disciples	25	6	6	5	5
Christ in Christian Union	26	2	10	4	2
Open Bible	27	9	2	4	4
Christian Catholic	28	6	4	2	2
Christ Church Unity	29	2	3	2	1
Christ Adelprians	30	5	4	2	3
Christian; Central Christian	31	538	479	224	156
Christian Reform	32	101	112	43	43
Christian Scientist	33	70	113	20	30
Church of Christ, Evangelical	34	5	6	6	3
Church of Christ	35	648	618	290	220
Churches of God(Except with Christ and Holiness)	36	308	276	139	128
Church of God in Christ	37	65	40	18	10
Church of God in Christ Holiness	38	21	21	6	4
Church of the Living God	39	4	6	2	1
Congregationalist, 1st Congreg	40	339	409	153	127
Community Church	41	21	11	6	2
Covenant	42	13	7	7	8
Dutch Reform	43	27	41	7	17
Disciples of Christ	44	102	111	39	26
Evangelical, Evangelist	45	120	93	52	35
Evangelical Reformed	46	9	29	3	9
Evangelist Free Church	47	37	12	12	5
First Church	48	11	5	5	2
First Christian Disciples of Christ	49	12	7	3	3
First Reformed	50	3	6	1	1
First Christian	51	74	91	39	25

OTHER Denomination (continued)	Punch	N			
		Respondent Now	Age 16	R's Spouse Now	Age 16
Full Gospel	52	43	20	19	3
Four Square Gospel	53	31	15	16	5
Friends	54	13	10	3	4
Holy Roller	55	2	5	4	6
Holiness; Church of Holiness	56	183	171	81	73
Pilgrim Holiness	57	4	13	3	3
Jehovah's Witnesses	58	397	239	148	44
LDS	59	0	0	0	0
LDS--Mormon	60	0	0	0	0
LDS--Reorganized	61	22	23	8	6
LDS--Jesus Christ; Church of Jesus LDS	62	0	0	0	0
Mennonite	63	46	58	22	27
Mormon	64	714	622	384	224
Nazarene	65	212	205	95	59
Pentecostal Assembly of God	66	22	11	7	5
Pentecostal Church of God	67	22	9	8	3
Pentecostal	68	878	644	321	163
Pentecostal Holiness, Holiness Pentecostal	69	94	72	43	29
Quaker	70	63	52	30	17
Reformed	71	84	102	50	45
Reformed United Church of Christ	72	8	8	5	1
Reformed Church of Christ	73	7	5	4	4
Religious Science	74	31	5	3	0
Mind Science	75	5	2	4	1
Salvation Army	76	24	25	15	16
7th Day Adventist	77	227	185	94	60
Sanctified, Sanctification	78	33	21	2	1
United Holiness	79	2	0	1	1
Unitarian, Universalist	80	160	76	47	22
United Church of Christ	81	250	187	124	62
United Church, Unity Church	82	13	9	2	3
Wesleyan	83	44	24	24	12
Wesleyan Methodist--Pilgrim	84	5	2	3	1
Zion Union	85	2	1	1	1
Zion Union Apostolic	86	2	2	1	2
Zion Union Apostolic--Reformed	87	2	2	1	1
Disciples of God	88	3	0	0	0
Grace Reformed	89	1	0	2	1
Holiness Church of God	90	6	6	4	2
Evangelical Covenant	91	6	7	4	2
Mission Covenant	92	4	3	1	1
Missionary Baptist	93	82	84	23	13
Swedish Mission	94	1	2	1	2
Unity	95	44	3	9	0
United Church of Christianity	96	13	8	8	6
Other Fundamentalist	97	48	19	16	4
Federated Church	98	2	4	2	2
American Reform	99	2	1	1	1
Grace Brethren	100	4	2	3	3
Christ in God	101	0	0	0	2
Charismatic	102	9	2	5	0
Pentecostal Apostolic	103	10	3	4	3
House of Prayer	104	3	0	0	0
Latvian Lutheran	105	1	1	0	0
Triumph Church of God	106	0	0	0	1

OTHER Denomination (continued)	Punch	N			
		Respondent Now	Age 16	R's Spouse Now	Age 16
Apostolic Christian	107	8	5	2	1
Christ Cathedral of Truth	108	1	0	1	0
Bible Missionary	109	4	3	2	1
Calvary Bible	110	1	2	1	1
Amish	111	1	3	0	2
Evangelical Methodist	112	3	3	2	1
Worldwide Church of God	113	5	3	2	0
Church Universal and Triumphant	114	1	0	1	0
Mennonite Brethren	115	2	2	2	1
Church of the First Born	116	2	2	1	1
Missionary Church	117	15	10	6	3
The Way Ministry	118	1	0	1	0
United Church of Canada	119	3	6	4	6
Evangelical United Brethren	120	2	10	0	5
The Church of God of Prophecy	121	2	2	2	0
Chapel of Faith	122	1	1	0	0
Polish National Church	123	2	2	0	0
Faith Gospel Tabernacle	124	1	0	0	0
Christian Calvary Chapel	125	5	0	2	0
Carmelite	126	0	2	1	1
Church of Daniel's Band	127	2	1	0	0
Christian Tabernacle	128	2	0	1	0
Living Word	129	1	0	0	0
True Light Church of Christ	130	1	0	0	0
Macedonia	131	0	1	0	0
Brother of Christ	132	1	1	1	1
Primitive Baptist	133	10	13	1	2
Independent Fundamental Church of America	134	1	0	0	1
Chinese Gospel Church	135	2	1	1	0
New Age Spirituality	136	5	0	0	0
New Song	137	1	0	0	0
Apostolic Church	138	12	9	2	1
Faith Christian	139	0	0	1	1
People's Church	140	0	0	1	0
New Birth Christian	141	1	1	0	0
Unity School of Christianity	142	0	1	0	0
Assyrian Evangelist Church	143	1	2	0	0
Spirit of Christ	144	1	0	0	0
Church of Jesus Christ of the Restoration	145	1	1	0	0
Laotian Christian	146	1	0	0	0
Schwenkfelder	148	0	1	0	0
Polish Catholic	149	0	0	0	0
Zwinglian	150	1	1	0	0
World Overcomer Outreach Ministry	151	1	0	0	0
Course in Miracles	152	1	0	0	0
Unity of the Brethren	153	1	1	0	0
Spirit Filled	154	3	0	0	0
Christian Union	155	11	2	0	0
Church of Living Christ	156	0	1	0	0
Community of Christ	157	2	1	0	0
New Hope Christian Fellowship	158	2	0	1	0
Community Christian Fellowship	159	1	0	0	0

OTHER Denomination (continued)	Punch	N			
		Respondent Now	Age 16	R's Spouse Now	Age 16
Friends in Christ	160	0	1	0	0
Hawaiian Ohana	161	0	0	1	0
Reformed Church of Jesus Christ of Latter Day Saints	162	0	0	1	0
Swedenurgian/Churches of the New Jerusalem	163	0	1	0	0
Divine Science	164	0	1	0	0
United Christian	166	1	1	0	0
Sanctuary	167	1	0	0	0
Rain on Us Deliverance Ministries	168	1	0	0	0
The Word Church	169	1	0	0	0
Cornerstone Church	170	1	0	0	0
Life Sanctuary	171	1	0	0	0
Word of Faith Church	172	1	0	0	0
Harvest Church	173	1	0	0	0
Shephard's Chapel	174	1	0	0	0
Greater New Testament Church	175	1	0	0	0
Vineyard Church	176	1	0	0	0
Real Life Ministries	177	2	0	0	0
Cathedral of Joy	178	1	0	0	0
Great Faith Ministries	179	1	0	0	0
Shield of Faith Ministries	180	1	0	0	0
Born Again	181	4	3	4	0
Alliance	182	2	2	0	0
Jacobite Apostolic	183	0	1	0	0
Church of God of Israel	184	0	0	1	0
Journeys	185	1	0	1	0
National Progressive Baptist	186	3	1	0	0
New Apostolic	187	1	1	1	0
Metropolitan Community	188	1	0	0	0
Family Life Church	189	0	0	0	0
Faith Fellowship	190	0	0	0	0
Faith Covenant	191	1	1	0	0
New Thought	192	0	0	0	0
Free Spirit Ministry	193	0	0	0	0
Jacobite Syrian Christian Church	194	0	0	0	0
The Ark Church	195	0	0	0	0
Empowerment Temple	196	1	0	0	0
Grace Independent Baptist Church	197	1	0	0	0
New Life	200	1	0	0	0
Pathways Christian Church	201	1	1	1	0
Universal Church of the Kingdom of God	204	0	0	1	0
Don't know	998	48	41	25	28
No Answer	999	293	314	152	137
Not Applicable (Not Protestant and Protestant Denomination Given, and Not Married)	IAP	51859	52965	56329	57399

Note: Until 2008 the following codes were used: LDS=59, LDS-Mormon=60, LDS-Jesus Christ; Church of Jesus Christ LDS=62; Mormon=64. These codes did not distinguish different denominations and were not consistently used over time. In 2008 codes 59, 60, and 62 were recoded as code 64 for all years.

PROTESTANT DENOMINATIONS DISTRIBUTIONS, OTHER

OTHER Denomination	Punch	Mother	Father	1	2	N 3	4	5
Hungarian Reformed	1	0	0	0	0	0	0	0
Evangelical Congregational	2	0	0	0	0	0	0	0
IndBible, Bible, Bible Fellowship	3	0	1	3	0	0	1	0
Church of Prophecy	5	0	0	0	0	0	0	0
New Testament Christian	6	0	0	0	0	0	0	0
Church of God, Saint & Christ	7	1	1	0	0	0	0	0
Moravian	8	1	1	0	0	0	0	0
Christian & Missionary Alliance	9	0	0	1	0	1	0	0
Advent Christian	10	0	0	0	0	0	0	0
Spiritualist	11	1	0	0	1	0	0	0
Assembly of God	12	8	8	12	11	12	0	0
Free Methodist	13	0	0	0	0	0	0	0
Apostolic Faith	14	0	0	0	1	1	0	0
African Methodist	15	0	0	0	0	0	0	0
Free Will Baptist	16	0	0	0	0	0	0	0
Eden Evangelist	17	0	0	0	0	0	0	0
Holiness (Nazarene)	18	2	1	1	2	2	0	0
Baptist (Northern)	19	0	0	0	0	0	0	0
Brethren Church, Brethren	20	3	3	0	2	1	0	1
Witness Holiness	21	0	0	0	0	0	0	0
Brethren, Plymouth	22	0	0	0	0	0	0	0
United Brethren, United Brethren in Christ	23	3	3	1	1	1	0	0
Independent	24	1	0	1	0	0	0	0
Christian Disciples	25	0	0	0	1	0	0	0
Christ in Christian Union	26	0	0	0	1	0	0	0
Open Bible	27	0	0	1	2	0	0	0
Christian Catholic	28	0	0	0	0	0	0	0
Christ Church Unity	29	0	0	0	0	0	0	0
Christ Adelprians	30	0	0	0	1	0	0	0
Christian; Central Christian	31	8	6	7	3	3	1	2
Christian Reform	32	3	2	2	2	0	0	0
Christian Scientist	33	1	1	2	0	3	1	1
Church of Christ, Evangelical	34	0	0	0	0	0	0	0
Church of Christ	35	15	9	11	12	8	2	1
Churches of God (Except with Christ and Holiness)	36	6	4	9	9	4	1	0
Church of God in Christ	37	0	1	1	1	0	0	0
Church of God in Christ Holiness	38	0	0	0	0	0	0	0
Church of the Living God	39	0	0	0	0	0	0	0
Congregationalist, 1st Congreg	40	9	10	8	4	5	1	1
Community Church	41	0	0	0	0	0	0	0
Covenant	42	0	0	1	0	0	0	0
Dutch Reform	43	2	1	1	1	0	0	0
Disciples of Christ	44	3	5	6	4	1	0	0
Evangelical, Evangelist	45	2	1	0	1	0	0	0
Evangelical Reformed	46	2	2	0	0	0	0	0
Evangelist Free Church	47	0	0	2	0	0	0	0
First Church	48	0	0	0	0	0	0	0
First Christian Disciples of Christ	49	0	0	0	0	0	0	0
First Reformed	50	0	0	0	0	0	0	0
First Christian	51	4	4	6	2	2	0	0
Full Gospel	52	1	0	3	1	1	0	0
Four Square Gospel	53	0	0	0	2	0	0	0
Friends	54	2	1	1	1	1	0	0
Holy Roller	55	0	0	0	0	0	0	0
Holiness; Church of Holiness	56	3	1	6	5	6	1	2
Pilgrim Holiness	57	2	1	0	0	0	0	0

N

OTHER Denomination	Punch	Mother	Father	1	2	3	4	5
Jehovah's Witnesses	58	5	2	9	11	9	4	0
LDS	59	17	14	10	10	10	0	0
LDS-Mormon	60	2	2	1	1	0	0	0
LDS-Reorganized	61	0	1	1	0	1	0	0
LDS--Jesus Christ; Church of Jesus LDS	62	0	0	0	0	0	0	0
Mennonite	63	1	0	0	0	1	0	0
Mormon	64	9	8	8	4	3	1	1
Nazarene	65	3	2	2	3	4	0	0
Pentecostal Assembly of God	66	0	0	0	0	0	0	0
Pentecostal Church of God	67	0	0	2	1	1	0	0
Pentecostal	68	14	7	11	8	13	3	0
Pentecostal Holiness, Holiness Pentecostal	69	1	1	1	0	2	1	1
Quaker	70	1	2	0	0	0	1	0
Reformed	71	5	4	3	2	2	0	0
Reformed United Church of Christ	72	0	0	0	0	0	0	0
Reformed Church of Christ	73	0	0	0	0	0	0	0
Religious Science	74	0	1	0	0	1	0	0
Mind Science	75	0	0	0	0	0	0	0
Salvation Army	76	0	0	0	0	0	0	0
7th Day Adventist	77	3	0	5	4	3	2	0
Sanctified, Sanctification	78	1	0	3	1	1	0	0
United Holiness	79	0	0	0	0	0	0	0
Unitarian, Universalist	80	2	1	1	2	2	0	1
United Church of Christ	81	3	3	5	1	3	0	0
United Church, Unity Church	82	0	0	0	0	0	0	0
Wesleyan	83	2	1	1	1	0	0	0
Wesleyan Methodist --Pilgrim	84	0	0	0	0	0	0	0
Zion Union	85	0	0	0	0	0	0	0
Zion Union Apostolic	86	0	0	0	0	0	0	0
Zion Union Apostolic-Reformed	87	0	0	0	0	0	0	0
Disciples of God	88	0	0	0	0	0	0	0
Grace Reformed	89	0	0	0	0	0	0	0
Holiness Church of God	90	0	0	0	0	0	0	0
Evangelical Covenant	91	0	0	0	0	0	0	0
Mission Covenant	92	0	0	0	0	0	0	0
Missionary Baptist	93	0	0	1	0	1	0	0
Swedish Mission	94	0	0	0	0	0	0	0
Unity	95	0	0	1	1	1	0	0
United Church of Christianity	96	0	1	0	0	0	0	0
Other Fundamentalist	97	0	0	1	0	2	0	1
Federated Church	98	0	0	0	0	0	0	0
American Reform	99	0	0	0	0	1	0	0
Grace Brethren	100	0	0	1	0	0	0	0
Christ in God	101	0	0	0	0	0	0	0
Charismatic	102	0	0	0	1	0	0	0
Pentecostal Apostolic	103	0	0	1	0	1	0	1
House of Prayer	104	0	0	0	0	0	0	0
Latvian Lutheran	105	0	0	0	0	0	0	0
Triumph Church of God	106	0	0	0	0	0	0	0
Apostolic Christian	107	1	0	0	0	0	0	0
Christ Cathedral of Truth	108	0	0	0	0	0	0	0
Bible Missionary	109	0	0	0	0	0	0	0
Calvary Bible	110	0	0	1	0	0	0	0
Amish.	111	0	1	0	0	0	0	0
Evangelical Methodist	112	0	0	0	0	0	0	0
Worldwide Church of God	113	0	0	0	0	0	0	0
Church Universal and Triumphant	114	0	0	0	0	0	0	0
Mennonite Brethren	115	0	0	0	0	0	0	0
	N					N		
OTHER Denomination	Punch	Mother	Father	1	2	3	4	5

Church of the First Born	116	0	1	1	1	0	0	0
Missionary Church	117	0	0	0	0	0	0	0
The Way Ministry	118	0	0	0	0	0	0	0
United Church of Canada	119	0	0	0	0	0	0	0
Evangelical United Brethren	120	2	1	0	0	0	0	0
The Church of God of Prophecy	121	0	0	0	0	0	0	0
Chapel of Faith	122	0	0	0	0	0	0	0
Polish National Church	123	1	0	0	0	0	0	0
Faith Gospel Tabernacle	124	0	0	0	0	0	0	0
Christian Calvary Chapel	125	0	0	0	0	0	0	0
Carmelite	126	0	0	0	1	0	0	0
Church of Daniel's Band	127	0	0	0	0	0	0	0
Christian Tabernacle	128	0	0	1	0	0	0	0
Living Word	129	0	0	1	0	0	0	0
True Light Church of Christ	130	1	0	0	0	0	0	0
Macedonia	131	0	0	0	0	0	0	0
Brother of Christ	132	1	1	0	0	0	0	0
Primitive Baptist	133	0	0	0	0	0	0	0
Independent Fundamental Church of America	134	0	0	0	0	0	0	0
Chinese Gospel Church	135	0	0	0	0	0	0	0
New Age Spirituality	136	0	0	0	0	0	0	0
New Song	137	0	0	0	0	0	0	0
Apostolic Church	138	0	0	0	0	1	1	0
Faith Christian	139	0	0	0	0	0	0	0
People's Church	140	0	0	0	0	0	0	0
New Birth Christian	141	0	0	0	0	0	0	0
Unity School of Christianity	142	0	0	0	0	0	0	0
Assyrian Evangelist Church	143	0	0	0	0	0	0	0
Spirit of Christ	144	0	0	0	0	0	0	0
Church of Jesus Christ of the Restoration	145	0	0	0	0	0	0	0
Laotian Christian	146	0	0	0	0	0	0	0
Schwenkfelder	148	0	0	0	0	0	0	0
Polish Catholic	149	0	0	0	0	1	0	0
Zwinglian	150	0	0	0	1	1	1	0
World Overcomer Outreach Ministry	151	0	0	0	0	0	0	0
Course in Miracles	152	0	0	0	0	0	0	0
Unity of the Brethren	153	0	0	0	0	0	0	0
Spirit Filled	154	0	0	0	0	0	0	0
Christian Union	155	0	0	0	0	0	0	0
Church of Living Christ	156	0	0	0	0	0	0	0
Community of Christ	157	0	0	0	0	0	0	0
New Hope Christian Fellowship	158	0	0	0	0	0	0	0
Community Christian Fellowship	159	0	0	0	0	0	0	0
Friends in Christ	160	0	0	0	0	0	0	0
Hawaiian Ohana	161	0	0	0	0	0	0	0
Reformed Church of Jesus Christ of Latter Day Saints	162	0	0	0	0	0	0	0
Swedenurgian/Churches of the New Jerusalem	163	0	0	0	0	0	0	0
Divine Science	164	0	0	0	0	0	0	0
Church of the Living God	165	0	0	0	0	0	0	0
United Christian	166	0	0	0	0	0	0	0
Sanctuary	167	0	0	0	0	0	0	0
Rain on Us Deliverance Ministries	168	0	0	0	0	0	0	0
The Word Church	169	0	0	0	0	0	0	0
Cornerstone Church	170	0	0	0	0	0	0	0
Life Sanctuary	171	0	0	0	0	0	0	0
Word of Faith Church	172	0	0	0	0	0	0	0
Harvest Church	173	0	0	0	0	0	0	0
Shephard's Chapel	174	0	0	0	0	0	0	0
						N		
OTHER Denomination	Punch	Mother	Father	1	2	3	4	5
Greater New Testament Church	175	0	0	0	0	0	0	0

Vineyard Church	176	0	0	0	0	0	0	0
Real Life Ministries	177	0	0	0	0	0	0	0
Cathedral of Joy	178	0	0	0	0	0	0	0
Great Faith Ministries	179	0	0	0	0	0	0	0
Shield of Faith Ministries	180	0	0	0	0	0	0	0
Born Again	181	0	0	0	0	0	0	0
Alliance	182	0	0	0	0	0	0	0
Jacobite Apostolic	183	0	0	0	0	0	0	0
Church of God of Israel	184	0	0	0	0	0	0	0
Journeys	185	0	0	0	0	0	0	0
National Progressive Baptist	186	0	0	0	0	0	0	0
New Apostolic	187	0	0	0	0	0	0	0
Metropolitan Community	188	0	0	0	0	0	0	0
Family Life Church	189	0	0	0	0	0	0	0
Faith Fellowship	190	0	0	0	0	0	0	0
Faith Covenant	191	0	0	0	0	0	0	0
New Thought	192	0	0	0	0	0	0	0
Free Spirit Ministry	193	0	0	0	0	0	0	0
Jacobite Syrian Christian Church	194	0	0	0	0	0	0	0
The Ark Church	195	0	0	0	0	0	0	0
Empowerment Temple	196	0	0	0	0	0	0	0
Grace Independent Baptist Church	197	0	0	0	0	0	0	0
New Life	200	0	0	0	0	0	0	0
Pathways Christian Church	201	0	0	0	0	0	0	0
Universal Church of the Kingdom of God	204	0	0	0	0	0	0	0
Don't know	998	0	0	7	6	6	4	0
No Answer	999	11	10	203	212	201	96	84
Not Applicable (Not Protestant and Protestant Denomination Given, and Not Married)	IAP	59430	59468	59231	59256	59275	59477	59502

Note: Mnemonics are MAOTH, PAOTH, and FRNDOTH1 to FRNDOTH5.

APPENDIX L:
HOURS WORKED

Hours=Punch	N			
	Respondent		R's Spouse	
	HRS1	HRS2	SPHRS1	SPHRS2
00	7	2	6	0
01	27	5	14	2
02	30	1	14	0
03	43	2	26	0
04	97	8	28	0
05	81	6	29	1
06	99	3	42	0
07	45	4	14	0
08	212	8	109	4
09	164	8	13	0
10	270	12	151	4
11	26	2	8	0
12	219	8	102	3
13	49	1	8	1
14	69	0	16	2
15	385	19	157	1
16	339	4	185	5
17	51	2	12	0
18	119	3	57	1
19	38	0	12	0
20	1070	41	574	21
21	93	2	26	3
22	95	2	40	1
23	75	1	14	0
24	427	18	253	2
25	553	22	251	11
26	78	1	26	2
27	91	1	32	1
28	202	2	60	0
29	45	0	13	0
30	1141	42	562	13
31	56	0	9	0
32	671	22	297	4
33	79	3	15	1
34	99	3	31	1
35	1057	44	442	16
36	377	12	185	4
37	405	7	139	4
38	632	18	208	6
39	124	1	25	1
40	11920	474	8468	280
41	145	2	25	0
42	540	10	173	4

43	293	8	70	4
44	398	9	172	5
45	1686	56	894	17
46	316	3	98	4
47	182	5	44	1
48	951	20	522	14
49	109	0	33	1
50	2556	84	1683	37
51	73	0	21	1
52	288	4	106	2
53	98	0	19	0
54	113	0	72	1
55	776	20	391	6
56	267	6	114	6
57	47	1	16	2
58	94	2	38	0
59	24	0	4	0
60	1809	50	1157	37
61	14	0	6	0
62	74	0	27	0
63	37	0	13	0
64	63	0	16	0
65	391	8	172	5
66	33	1	19	0
67	23	0	4	0
68	50	1	19	0
69	8	0	4	0
70	485	18	285	10
71	3	0	4	0
72	103	1	86	1
73	12	0	4	2
74	15	0	8	0
75	125	3	51	0
76	8	0	8	0
77	9	0	6	0
78	14	0	5	0
79	3	0	2	0
80	317	7	175	4
81	2	0	1	0
82	11	0	3	0
83	7	0	0	0
84	52	1	34	1
85	33	0	12	0
86	13	0	1	0
87	3	0	0	0
88	8	0	5	0
89+	251	4	118	2
98 (Don't know)	43	3	96	4
99 (No answer)	174	84	200	127
IAP (Not applicable)	24790	58374	39890	58906

APPENDIX M:

ABORTION AND ERA DISTRIBUTIONS

Reasons for Abortions	PUNCH	First Reason (ABPRO1)	Second Reason (ABPRO2)	Third Reason (ABPRO3)
Women's right.....	10	52	16	12
Control over own body.....	11	159	43	9
Freedom of choice/right to choose.....	12	189	48	15
Privacy; a personal decision.....	13	48	29	9
Danger to mother, unspecified.....	20	8	2	1
Danger to mother's life.....	21	59	51	19
Danger to mother's health.....	22	184	29	74
Danger to mother's mental health..	23	22	3	0
Lessen liabilities/restrictions for women.....	24	16	11	9
Prevent domination by men.....	25	0	1	0
Prevent defective child, gen'l....	30	78	84	43
Prevent mentally retarded child...	31	3	12	8
Prevent physically deformed.....	32	24	45	25
Unborn is not a person.....	35	12	5	5
End pregnancy due to rape.....	40	205	130	75
End pregnancy due to incest.....	41	3	27	9
Prevent unwanted child.....	42	195	127	49
Prevent child abuse.....	43	8	12	14
Parents unable to take care of child.....	44	41	48	33
Parents cannot afford child.....	45	77	87	53
Prevent illegitimacies; forced marriages.....	46	17	18	24
Avoid illegal abortions.....	50	12	11	4
Avoid social costs of unwanted child.....	51	8	15	8
Avoid more welfare babies.....	52	12	8	11
Overpopulation.....	53	40	16	8
Government pays for abortion.....	54	5	1	2
Miscellaneous, unclear.....	60	15	11	4
None.....	96	366	0	0
No Answer.....	99	2	2	2
Not applicable (no second, third reason given).....	IAP	57739	58607	59074

Reasons against Abortion	PUNCH	First Reason (ABCON1)	Second Reason (ABCON2)	Third Reason (ABCON3)
Abortions are killing, murder.....	1	438	156	29
"Taking a life" (no reference to killing, murder).....	2	233	107	15
Unborn alive; a person (no reference to killing, murder)...	3	102	89	25
Unborn may be a person.....	4	12	13	3
"Right to life".....	5	115	68	19
Religion, general.....	10	288	110	42
Catholic religion.....	11	45	11	3
Bible.....	12	9	22	8
Morality, it's immoral, general...	13	110	75	29
Promotes promiscuity.....	14	24	16	15
Rights of father ignored.....	20	5	4	1
Adoption a better alternative.....	25	19	19	11
Not acceptable as birth control...	30	31	54	18
Paid for by taxpayers.....	35	15	12	11
Causes complications, unspecified.....	40	4	0	0
Physical dangers to women.....	41	39	31	9
Causes infertility.....	42	4	9	3
Leads to trauma, guilt feelings...	43	12	7	7
Not an individual choice.....	50	36	62	13
Should take responsibility for actions.....	51	21	19	10
Woman too young, immature to decide.....	52	4	2	3
Will decrease population.....	53	5	1	2
Miscellaneous.....	60	35	12	2
None.....	96	251	0	0
No answer.....	99	3	3	3
Not applicable (no second, third reason given).....	IAP	57739	58697	59318

Why ERA Favored/Opposed/Don't Know	PUNCH	First Reason (ERAWHY1)	Second Reason (ERAWHY2)	Third Reason (ERAWHY3)
Favored				
Economic equality, general.....	1	23	11	6
Equal pay for equal work.....	2	265	173	42
Equal opportunity for advancement.	3	112	144	34
Women can do men's jobs.....	4	37	23	8
Allows women to work (no reference to home/family).....	5	18	13	5
Political equality (hold office, more influence).....	10	7	21	10
Social equality, general.....	20	1	6	1
Remove stereotype of women as homemakers.....	21	0	1	2
Work outside of home should be option.....	22	12	6	5
Women should be draftable.....	25	2	8	6
Will promote abortion rights.....	26	2	1	2
Equal rights for all, general.....	30	233	29	4
Represents progress.....	31	15	7	4
Chance to fulfill potential, maximum utilization.....	32	47	57	18
Need to insure that equal rights are preserved, a guarantee.....	35	48	16	10
Men and women are equal.....	40	86	27	9
Men and women should be equal.....	41	259	58	15
Women are now suppressed.....	42	40	19	10
Equal responsibilities for men/women.....	43	20	18	10
Miscellaneous.....	47	27	5	3
Opposed				
ERA will not help women, unspecified.....	50	21	15	4
ERA will increase discrimination against women.....	51	22	11	9
Will burden women; too much responsibility.....	52	7	4	2
Not needed men and women have equal rights.....	55	73	12	3
Attitudes, not laws, need changing.....	56	5	2	1
Too many laws/ regulations already.....	57	8	8	1
Men and women are not equal, general.....	60	42	19	9
Not equal, physical differences...	61	13	35	21
Not equal, Nature's/God's plan....	62	11	9	3
Men should run government.....	63	10	3	3
Men should be providers.....	64	16	6	2
Woman's place is in home/with family.....	65	25	15	5
Traditional family will be broken down.....	66	3	3	1
Homosexual marriages/families promoted.....	67	3	0	0
Anti-family, miscellaneous.....	68	2	0	0
Increases conflict between men/women.....	70	5	3	1
Anti-male; discriminates against men.....	71	33	21	4
Makes women superior to men.....	72	10	1	3
Anti-homemaker.....	75	12	6	3
Women will be drafted/sent to combat.....	80	24	40	15
Unisex bathrooms.....	81	4	4	3

Why ERA Favored/Opposed/Don't Know Favored	PUNCH	First Reason (ERAWHY1)	Second Reason (ERAWHY2)	Third Reason (ERAWHY3)
Women priests.....	82	1	4	0
Promotes abortions.....	83	25	33	12
Backed by radicals, Communists, liberals and other "extremists".....	85	7	4	3
ERA gone to extremes, causing trouble.....	86	47	25	4
ERA poorly drafted.....	87	5	3	1
Don't understand ERA.....	88	68	0	0
Miscellaneous.....	89	12	4	2
Don't know				
Not interested in ERA.....	90	18	4	0
Ambivalent, can't make-up mind....	91	5	2	0
Not enough information, don't know enough.....	92	26	2	0
Don't know anything about it, don't understand.....	93	27	0	0
Anti-ERA statement.....	94	8	0	0
No Answer.....	99	8	0	0
Not applicable (No 2nd; 3rd reason).....	IAP	57747	58658	59280

NOTE: Some respondents who favored the ERA nevertheless gave reasons coded under the opposed reason. Usually this was to indicate qualified support. In a few cases the reasons given simply do not appear to fit the expressed attitude. Similar crossovers occur for those opposing the ERA.

APPENDIX N:

CHANGES IN QUESTION WORDING, RESPONSE
CATEGORIES, AND FORMAT

It is the general policy of the General Social Survey to exactly replicate questions over time. In certain instances, by design—and in other cases by accident—wordings, response categories, skip patterns, or formats have changed across surveys. This appendix documents the alterations that have occurred and, when applicable, the necessary reconciliations that were made. See Appendix T, GSS Methodological Reports Nos. 55 and 56.

Question
Mnemonics

Changes

WRKSTAT, HRS1, HRS2,
EVWORK, SPWRKSTA
SPHRS1, SPHRS2,
SPEVWORK

In the 1972 survey, the first unread response was "Working full time (35 hours or more)" and the second response was "Working part time (1 to 34 hours)." Since 1972, the hour references were dropped.

OCC, PRESTIGE,
WRKSLF, WRKGOVT
COMMUTE, INDUSTRY

In 1982 and 1983, it read "(do you/did you) normally do."

SPOCC, SPPRES,

In the 1972, 1973, 1975, 1977, 1978, 1983 and 1984 surveys, part A read "(does [spouse]) SPWRKSLF, SPIND (did[spouse] normally)." In 1974, it was "(does [spouse] usually)." In 1976, 1980, 1982, and 1985+, it was "(does/did) your [spouse] normally."

PAOCC16, PAPRES16
PAWRKSLF, PAIND16

The wording for the first two surveys (1972-73) was "What kind of work did your father (FATHER SUBSTITUTE) normally do?" In the following surveys (1974-78, 1980, 1982+), it was "What kind of work did your father (FATHER SUBSTITUTE) normally do while you were growing up?"

SIBS

In the 1976 survey, the word "please" preceded "count" at the start of the second sentence. In the 1972, 1973, 1974, 1975, and 1977+ surveys, "please" was not used. In 1972, 7 means 7 or more siblings.

TAXRICH

In the 1996 survey, respondents were asked:

Generally, how would you describe taxes in America today...

Again, we mean all taxes together, including social security, income tax, sales tax, and all the rest.

First, for those with high incomes, are taxes...

PLEASE CHECK ONE BOX ONLY

...much too high,

too high,

about right

too low

or, are they much too low?

Can't chose

In 2006, the wording was changed to:

Generally, how would you describe taxes in America today? (We mean all taxes together, including wage deductions, income tax, taxes on goods and services and all the rest.)

First, for those with high incomes, are taxes...**TAXRICH**

(Would you say...)

...much too high
too high
about right
too low, or
are they much too low?

In 2008, the wording was changed to:

Generally, how would you describe taxes in America today, meaning all taxes together, such as social security, income tax, sales tax, and all the rest: First, for those with high incomes? Would you say...
TAXRICH

Much too high
Too high
About right
Too low, or
Much too low?
DON'T KNOW
REFUSED

AGE In the 1972-75 surveys, age was recorded from the question "In what year were you born?" In 1976+, it was coded from "What is your date of birth?"

EDUC, PAEDUC
MAEDUC, SPEDUC
DEGREE, PADEG, MADEG
SPDEG

In the 1972-74 surveys, those answering 11th or 12th grade to the introductory question were asked "Did you ever get a high school diploma?" In the 1975-78, 1980, 1982+ surveys, those who finished at least the 9th grade were asked part A: "Did you get a high school diploma or a GED certificate?" In the 1972-74 surveys, part B asked "Did you complete one or more years of college for credit?"

In the 1975-84, the phrase "... not including schooling such as business college, technical or vocational school" was appended. In the 1972, 1975-78, 1980, 1982+ surveys, part B1 inquired "How many years did you complete?" In the 1973-74 surveys, "--not including schooling such as business college, technical or vocational school" followed. In the 1972-73 surveys, part B3 asked "What degree?" and the unread responses were Jr. College, Bachelor's, and Graduate. In the 1974 survey, the first response was changed to "Junior College." In the 1975 survey, the question became "What degree or degrees?" This wording was also used in the 1976-78, 1980, 1982+ surveys, but the first response was changed to "Associate/Junior College." In 1972 and 1973, high levels of No Answers occurred on DEGREE, PADEG, MADEG, and SPDEG. This was corrected in 1974 by a reformatting of the physical layout of the items.

MAEDUC, MADEG

In 1991, an error on a skip instruction on Ballot B meant that a number of respondents were not asked mother's education.

SEX

Due to nonresponse, FP samples under represent males (SEX) (See GSS Methodological Report No. 9). The degree of the under representation is exaggerated when the raw data rather than data weighted for number of adults in the household are employed (Stephenson, 1978). Since NORC's BQ sample places a quota on gender, males are not under represented, but match the level set by the quota (See GSS Methodological Report No. 7). Census/CPS figures show virtually no changes in the gender distribution of adults over this period (e.g. 1970 = 47.5% male; 1980 = 47.6; 1984 = 47.7). Separate time series for gender are presented for the BQ (SEXBQ) and FP (SEXFP) samples.

RACE

The increased proportion other since 1982 is largely due to a tendency to classify Hispanics as a distinct race.

FAMILY16, FAMDIF16

The unread response categories of the family situation question were changed between the 1972 and 1973+ surveys as follows:

	<u>1972</u>	
Both own mother and father.....		1
Father and stepmother.....		2
Mother and stepfather.....		3
Father only.....		4
Mother only.....		5
Some other male relative (SPECIFY)		6
<hr/>		
Some other female relative (SPECIFY) ...		7
<hr/>		
Other arrangement (SPECIFY)		8
<hr/>		
	<u>1973-78, 80, 82+</u>	
Both own mother and father (GO TO NEXT QUESTION).....		1
Father and stepmother ... (ASK A)		2
Mother and stepfather ... (ASK A)		3
Father only (ASK A)		4
Mother only (ASK A)		5
Some other male relative (No female head) (SPECIFY AND ASK A).....		6
<hr/>		
Some other female relative (No male head) (SPECIFY AND ASK A).....		7
<hr/>		
Other arrangement with both male and female relatives (e.g., aunt and uncle, grandparents) .. (ASK A)		8
Other (SPECIFY AND ASK A).....		0

INCOM16

Not Applicable (living in institution) not coded in 1974+.

HOMPOP, BABIES
PRETEEN, TEENS
ADULTS

In the 1972-74 and 1976 surveys, the following question was used to determine household composition:

- A. How many persons altogether live here, related to you or not? Please include any persons who usually live here but are away temporarily—on business, on vacation, or in a general hospital—and all babies and small children. Do not include—college students who are living away at college, persons stationed away from here in the Armed Forces, or persons away in institutions. (Don't forget to include yourself in the total.)

IF TOTAL IS ONE PERSON, ENTER 01 . . . TOTAL PERSONS:
AND SKIP TO NEXT QUESTION

--	--

-
- B. How many of these persons are babies
or children under 6 years old? UNDER 6 YEARS:
- C. How many are children age 6 thru 12? 6-12 YEARS:
- D. How many are teenagers 13 thru 17? 13-17 YEARS:
- E. And how many are persons 18 and over? 18+ YEARS:

B-E SHOULD TOTAL TO A; IF NOT,
CHECK ANSWERS WITH RESPONDENT.

In the 1975 and 1982+ surveys, household composition was determined from household enumeration questions used in full probability samples. They were:

- 2) Please tell me the names of the people who usually live in this household?
- 3) Have we forgotten anyone—such as babies or small children; roomers; people who usually live here but are away temporarily, on business trips, vacations, [82: at school,] temporarily in the hospital, and so on?
- 7) How old was (HEAD/PERSON) on (his/her) last birthday?
- 9) Are any of the people we have listed staying somewhere else right now?

IF YES:

- 10) Who is staying somewhere else right now?
 - 11) Where is (PERSON) living right now: is (PERSON) staying at another household; is (he/she) traveling; is (he/she) in some institution or dormitory—like at college, or in a hospital or somewhere; or what?
-

UNRELATE

In the 1972-74 and 1976 surveys, relation of household members to respondent was asked as follows:

Is everyone in the household related to you in some way?

Yes	1
No ... (ASK A)	2

A. IF NO: How many persons in the household are not related to you in any way

In the 1975 survey, relationship was determined from the following question from the household enumeration questions:

5) What is (PERSON'S) relationship to (HEAD OF HOUSEHOLD)?

In the 1977+ surveys, relationship was asked as follows:

Now I would like you to think about the people who live in this household. Please include any persons who usually live here but are away temporarily—on business, on vacation, or in a general hospital -and include all babies and small children. Do not include college students who are living away at college, persons stationed away from here in the Armed Forces, or persons away in institutions.

Is everyone in this household related to you in some way?

Yes	1
No ... (ASK A)	2

A. IF NO: How many persons in the household are not related to you in any way

PERSONS:

INCOME, INCOME72,
INCOME77, INCOME82
INCOME86, INCOME91
INCOME98, INCOME06
INCOME16

In order to avoid bunching in a few income groups, the response categories were revised between 1972 and 1973, 1976 and 1977, 1980 and 1982, 1985 and 1986, 1990 and 1991, and 1996 and 1998. Each of these three groupings are treated as a separate question and variable.

RINCOME, INCOME72,
RINCOM82

In 1975, 1976, 1980, 1982+, "occupation" appeared in the parentheses. In 1974 and 1977, "job" was used. In 1978, "occupation" was used first and "job" second.

XNORCSIZ, SRCBELT
SIZE

The size of place variables were reevaluated in 1978 and standard conventions were used to code all years. Cases from the 1980 frame used 1980 Census figures.

PARTYID

The skip pattern within PARTYID varied over the years. In the 1972-74 surveys, those responding Republicans or Democrats were asked Part A, those answering Independent were asked part B, and those giving Other were asked the next question. In 1975, 1977-78, 1980, 1982+, those answering Other and the new response, No preference, were asked part B. In the 1976 survey, those answering Other and No preference were asked the next question. In the 1975 survey, the following underlined articles were used: "a Republican, a Democrat, an Independent." In the 1972, 1973, 1974, 1976, 1977, 1978, 1980, 1982+ surveys, no articles were used.

The appearance of 10 DK cases in 1975 suggests that a different coding and recording scheme was used in 1975 than in other years.

VOTE68, PRES68 IF68WHO, VOTE72	On VOTE68 in 1972 and 1973 and on VOTE72 in 1973, 1974, and 1975, "ineligible" (Punch 3) was a precoded category that included volunteered responses only. On VOTE72 in 1976 and 1977 and on VOTE76 in 1977, 1978, 1980, and 1982, "ineligible" (Punch 3) included volunteered responses plus respondents who had not turned 18 by election day in 1972 (for VOTE72) or in 1976 (VOTE76). Note that in initial versions of the 1977 and 1978 surveys, VOTE72 in 1977 and VOTE76 in 1977 and 1978 "ineligible" (Punch 3) included volunteered responses plus respondents who had not turned <u>17</u> by the appropriate election day. PRES72, IF72WHO, PRES76, IF76WHO were adjusted accordingly.
VOTE72, PRES72, IF72WHO	In the 1973-74 surveys, "Refused," (Punch 4)" was not precoded but was coded from verbatim responses. In the 1975 survey, "Did not vote for President," punch "5," was a precoded response. In the 1976-77 surveys, coding specifications called for coding verbatim responses as "wouldn't vote." (Punch 5.)" In general, codes "4" and "5" can be considered as equivalent codes across surveys. In 1978, response "8" was "Don't know/Can't remember."
NATSPAC, NATENVIR NATHEAL, NATCITY, NATCRIME, NATDRUG NATEDUC, NATRACE NATARMS, NATAID, NATFARE, NATROAD, NATSOC, NATMASS NATPARK, NATCHLD, NATSCI	The first spending area was "Space Exploration Program" in 1973-76 and "The Space Exploration Program" in 1977+.
NATRACEZ	In 1977, the phrase "(Negroes/Blacks)" was used.
TAX	Response "R pays no income tax" (Punch 4) was not employed on the 1980 survey.
SPKATH	The 1976 survey used "community" alone.
SPKCOM, COLCOM LIBCOM	In 1980, "was" was used instead of "is." In 1982 and 1983, "would" was used instead of "should."
CAPPUN2, CAPPUN	The capital punishment question was reworded between the 1973 and 1974 surveys.
GUNLAW	In the 1974, 1975, and 1977 surveys, "get" was used instead of "obtain."
RUSSIA, JAPAN ENGLAND, CANADA BRAZIL, CHINA, ISRAEL EGYPT	In the 1974, 1975, 1977, 1982 surveys, 10 boxes are vertically arranged with a gap between the pluses and minuses. Only numbers with positive and negative signs are displayed with no countries, labels, or "don't know" categories are provided. In the 1983 survey, 10 lines are arranged vertically with no gap between the pluses and minuses. Countries are not listed and no "don't know" category is indicated. The endpoints are labeled "Like very much" and "Dislike very much." In the 1985 and 1986 surveys, 10 boxes are arranged horizontally with no gap between pluses and minuses. Countries and a don't know category are indicated in writing. The endpoints are labeled "Like very much" and "Dislike very much." In the 1988 and 1989 surveys, 10 lines are arranged vertically with no gap between the pluses and minuses. Countries are represented by one column each. In this case, numbers, positive and negative signs, punch codes, and a "don't know" category are all indicated.

RELIG, DENOM, JEW
FUND,

In the 1972 survey, codes for Other Protestant denominations were slightly different than the post 1972 codes. To reconcile these differences the following recodes were made:

<u>1972</u> <u>Code</u>	<u>1973+</u> <u>Codes</u>	<u>1972</u> <u>Code</u>	<u>1973+</u> <u>Codes</u>
11 =	77	55 =	20
21 =	20	57 =	97
32 =	09	62 =	63
34 =	20	63 =	75
38 =	63	66 =	19
39 =	36	67 =	43
50 =	12	73 =	74
52 =	68	75 =	71

Since 1984, a more refined list of Protestant denominations has been employed. Items coded simply as Baptist, Lutheran, Methodist, or Presbyterian in 1972-1983 were coded into the "Don't know which" categories, respectively 18, 38, 28, and 48.

PRAY

While wording, interviewer specifications, and coding instructions were unchanged up to 2004 on the frequency of prayer question (PRAY), it appears that more "Nevers" were identified and coded in 1983 than in subsequent years. This might have been due to more emphasis in interviewer training or greater care by the coding supervisor. The collapsing of "Never" with "Less than Once a Week" should create a more comparable time series. In 2004, "Never" is added as a precoded category. There is an increase in the number of "Never" due to this format.

GRACE

The item on feeling close to "a powerful, spiritual force that seemed to lift you out of yourself" (GRACE) was originally part of a five-item, paranormal scale. When asked alone in 1983, it appeared to deviate notably from the previous reading. The replication of the entire scale in 1984 produced GRACE readings comparable to the previous observation, suggesting that a context effect was operating (See GSS Methodological Report No. 30). Because of this apparent effect, only the data points using the entire scale are compared across time.

MAPA, MASTERSP
JUDGELUV, FRNDKING
CRTRHEAL, RDEMLIB
POPESPKS

In the 1984 survey, codes of "Don't know" were not systematically distinguished from "No answer" codes.

DENOM16, SPDEN
SPDEN16

The switch from the 1970 sample frame to the 1980 sample frame added a primary sampling unit (PSU) in Utah. This significantly increased the number of Mormons in the sample. A Utah PSU was also part of the 1960 frame used in the 1972 survey, and this accounts for the higher proportion Mormon in that year.

Sampling groups with unique (or very limited) geographic representations presents special problems for multi-stage samples utilizing geographical clustering. Take, for example, the problem of representing Topekans. Either Topeka is not a primary sampling unit (PSU) and thus Topekans are completely unrepresented, or Topeka is a PSU and Topekans are over-represented. (The inclusion of a locality in a multi-stage, area probability sample does not guarantee that it will be over-represented, since areas could make up the same share of the sample as they do the universe. However, this would be the exception rather than the rule, since areas are designed not to represent themselves, but classes of areas like themselves.) In the case of Topeka, it makes up 0.05% of the national population, but in the multi-stage sample used by the GSS, it would account for about 1% of the sample. (The NORC sample frame is described in Appendix A.) We do not worry about the actual coverage of Topekans, since for most purposes we do not consider them a sociologically meaningful or distinct group. If not in the sample, they are in some sense represented by "similar" Omahans, Lincolmites, or Wichitans. But certain sociologically significant groups are heavily geographically clustered in limited areas (e.g. the Mormons in Utah; Aleuts in Alaska; Cajuns in Southern Louisiana; Lumbees in Robeson County, North Carolina; Gullah speakers on the Sea Island; etc.) Though these groups all have an equal probability of being represented in a multi-stage, area probability sample, as unique groups they will tend to be either under represented or over-represented. (e.g. the 1980 sample frame "hits" the Mormons, Cajuns, and Lumbees and "misses" the Aleuts and the Gullahs.)

FUND16, SPFUND
SPFUND16

Fundamentalism/liberalism codes are assigned to denominations using the most detail applicable code of religious affiliation (RELIG, DENOM, OTHER, etc.). With the refinement of the major denomination codes (DENOM, etc.) in 1984 [see note for RELIG], the fundamentalism/liberalism assignment procedure also changed. By using the pre-1984 major denomination categories, the fundamentalism/liberalism codes can be assigned in the same manner across all years. For details on the fundamentalism/liberalism codes, see GSS Methodological Report No. 43.

LIBTEMP, CONTEM
PROTTEMP, CATHTEMP
JEWTEMP, MSLMTEMP

The deletion of a Q-by-Q after 1987 (See Appendix B) apparently resulted in a large increase in the coding of 50° in 1988.

RACMAR, RACDIN,
RACOPEN, RACLIVE,
RACPUSH, RACSEG,
RACSCHOL, RACFEW,
RACHAF, RACMOST,
RACPRES

Until 1978, RACMAR, RADIN, RACPUSH, RACSEG, RACOPEN, RACLIVE, RACINTEG, RACHOME, RACFEW, RACHAF, RACMOST, and RACPRES were asked of non-blacks only. Since 1978, they have been asked of all respondents. RACDIN, RACOPEN, RACLIVE, RACCLOS, RACDIS, RACHOME, and RACFEW were asked in terms of opposite race. RACMAR, RACMAR10, RACSEG, and RACINTEG were asked in reference to blacks as given.

RACMAR, RACPUSH
RACSEG, RACOPEN,
RACLIVE, RACCLOS,
RACDIS, RACINTEG
RACHOME, RACFEW,
RACHAF, RACMOST,
BUSING, RACPRES,
RACCHURH

Surveys prior to 1993 used the phrase "Negro/Black" or "Negroes/Blacks." Since 1993, the questions wording has been "Black/African-American" and "Blacks/African-Americans."

RACPUSH, RACSEG	In the 1972-73 surveys, "Negro" was used instead of "(Negro/Black)." In the 1973 survey, the lead was "I'm going to read some opinions other people have expressed in connection with Negro-White relations. Please tell me which statement on this card comes closest to how you yourself feel about each one of these opinions." In the 1975 survey, the lead was "Here is an opinion other people have expressed in connection with (Negro/Black)-White relations. Please tell me which statement on this card comes closest to how you, yourself feel about it." The phrase "The first one is ..." is used in years that both parts are asked (1972, 1976, 1977, 1978, 1980, 1982, 1984, 1985).
RACOPEN	In the 1976 survey, the B option was refusing "to sell to someone because of his race or color." In 1973, 1975, 1978, 1980 and 1983+, the word "their" was used instead of "his." In the 1973, 1975, and 1976 surveys, this question was asked of whites only. In the 1978, 1980, 1983, 1984 and 1986 surveys, this was asked of both races. In 1973 and 1975, "who" was used. In 1976, 1978, 1980, 1983, 1984 and 1986+, "whom" was used. In 2004, "neither" was not a response category.
RACOPEN, RACLIV RACCLOS, RACDIS, RACINTEG, RACFEW, RACHAF, RACMOST BUSING, RACPRES, RACCHURH	From 1983 to 1991 the choice of racial terms was listed "Black/Negro." In earlier years, it was "Negro/Black."
RACLIV, RACCLOS RACDIS, RACINTEG	In 1972, 1973, 1975, 1976, 1978, 1980, 1982+, the question read "Are there any (Negroes/blacks) living in this neighborhood now?" In the 1974 and 1977 surveys, the "now" was omitted. In the 1972-77 surveys, the question was asked of whites only. In the 1978, 1980, 1982+ surveys, this was asked of both races. In RACLIVE, RACCLOS, RACDIS and RACINTEG, whites were asked about "Negro[es]/black(s)." In RACLIVE, RACCLOS, and RACDIS, blacks were asked about "whites." In RACINTEG, blacks were asked about "Negro/black." In 1972-75, 1977, 1978, 1982+, 129B asked "blocks (or miles)." In 1976 and 1980, it read "(blocks/miles)." Since 1983, "Black" was used instead of "Negro/Black."
	In 1987, RACCLOS, RACDIS] were asked regardless of response to RACLIVE.
RACSCHOL	In the 1977 survey, "same school" (singular) was used. In 1972, "Negro" was used. Since then, "Negro/Black" was used.
RACFEW, RACHAF RACMOST,	In the 1972, 1974, 1975, and 1977 surveys, this was asked of whites only. Since the 1977 survey, this was asked of both races. Whites were asked about "Negroes/Blacks," and blacks were asked about "Whites."
RACPRES	In the 1972, 1975, and 1977 surveys, this was asked of whites only. Since the 1977 survey, this was asked of all respondents.
RACCHURH	Attending an integrated church (RACHURH) appears to be affected by changes in context due to the rotation design (See Appendix Q and GSS Methodological Report Nos. 55 and 56). Based on the 1988+ split-ballot comparisons, previous years can be adjusted for these effects.
HAPPY	Two separate context effects have distorted the time trend on personal happiness (HAPPY). First, personal happiness is higher for married persons when preceded by an item on marital happiness (HAPMAR). Marital happiness has preceded personal happiness on all surveys except 1972 and Form 3 in 1980 and Form 3 in 1987. To make a consistent series, we have a) used the experimental comparisons in 1980 and 1987 to adjust the 1972 personal happiness figures and have eliminated the variant experimental forms in 1980 and 1987 (GSS Social Change Report No. 6). Second, personal

happiness is lower when not preceded by the five-item, satisfaction scale (SATCITY, SATHOBBY, SATFAM, SATFRND, SATHEALT). This scale has routinely preceded personal happiness except in 1972, in 1985, on Form 2 in 1986, and on Forms 2 and 3 in 1987. The use of the experimental comparisons in 1986 and 1987 allows adjustments to be made (GSS Methodological Report No. 34).

HAPMAR

Marital happiness (HAPMAR) is lower when not preceded by the five-item, satisfaction scale (SATCITY, SATHOBBY, SATFAM, SATFRND, SATHEALT). This scale preceded marital happiness in all years except 1985 and on Form 2 in 1986 and Forms 2 and 3 in 1987. To create a consistent time series, use the experimental comparisons in 1986 and 1987 to adjust the 1985 figures (GSS Methodological Report No. 34).

HELPFUL

Belief in the helpfulness of people (HELPFUL) appears to be affected by ballot (GSS Methodological Report No. 55). Results from the 1988+ ballot comparisons can be used to adjust earlier years.

TRUST

Belief in the trustworthiness of people (TRUST) appears to be affected by ballot (GSS Methodological Report No. 55). Results from the 1988+ ballot comparisons can be used to adjust earlier years.

SATCITY

The item on community satisfaction (SATCITY) shows a significant ballot difference in 1988. While the other items on the satisfaction scale (SATFAM, SATHEALT, SATFRND, and SATHOBBY) do not show individually significant differences in 1988, the five items taken as a scale show significant, ballot-like differences prior to 1988 and borderline significance in 1988 (GSS Methodological Report No. 55).

SATFRND

Satisfaction with friends (SATFRND) appears to be affected by ballot (GSS Methodological Report No. 55). Results from the 1988+ ballot comparisons can be used to adjust earlier years.

CONFINAN, CONBUS
CONCLERG, CONEDUC
CONFED, CONLABOR
CONPRES, CONMEDIC
CONTV, CONJUDGE
CONSCI, CONLEGIS
CONARMY,

The question was asked as indicated in the 1973, 1974, 1977, 1978, 1980, 1982-84, and 1986+ surveys (except that the banking institution appeared only since 1977). In the 1975-76 surveys, the institutions were asked in the following order with the indicated phrases inserted:

- | | |
|---|---|
| A. First, how much confidence do you have in the people running the Executive branch of the federal government? | G. Education? |
| B. How about people running organized labor? | H. Medicine? |
| C. Press? | I. TV? |
| D. Military? | J. U.S. Supreme Court? |
| E. Major companies? | K. How about the people running the scientific community? |
| | L. Congress? |

- F. How about the people running organized religion?
- M. Banks and financial institutions?

MANNERS, SUCCESS
HONEST, CLEAN,
JUDGEMENT, CONTROL
ROLE, AMICABLE,
OBEYS, RESPONSI
CONSIDER, INTEREST
STUDIOUS

In the 1975 survey, part A reads "The qualities on this card may all be important, but which three would you say are the most desirable for a child to have?" In the 1973, 1976, 1978, 1980, 1983, 1984, 1986 surveys, it reads "Which three qualities listed on this card would you say are the most desirable for a child to have?"

MANNERSY, SUCCESSY
HONESTY, CLEANY,
JUDGEMENTY, CONTROLY
ROLEY, AMICABLEY,
OBEYSY, RESPONSIY
CONSIDERY, INTERESTY
STUDIOUSY

In 1984 on Form 3, the gender-neutral Kohn child value items were asked in reverse order with "good student" first on the list and "good manners" last (GSS Methodological Report No. 30).

AGED

Support for having parents cared for in their children homes (AGED) is influenced by context resulting from the rotation scheme. The ballot experiments in 1988+ can be used to adjust for the rotation variation in prior years.

ANOMIA1, ANOMIA2
ANOMIA3, ANOMIA4
ANOMIA5, ANOMIA6
ANOMIA7, ANOMIA8
ANOMIA9

There have been variations in which words in the introduction were underlined. In 1977, 1978, 1980, 1983, and 1985, more or less/more or less was underlined. In 1976, agree/disagree was underlined. In 1974, more or less agree/more or less disagree was underlined. In 1973, both the 1977-78 and 1974 variations were used on parts of this question.

SATJOB

In the 1972 survey, those keeping house were not asked this question. In all later surveys, they were. In the 1972-74, and 1977+ surveys, those "unemployed, laid off, looking for work" were asked this question, but in the 1975-76 surveys, they were not.

RICHWORK

In the 1973-74, 1977, 1980, 1982, 1984, 1985, and 1987+ surveys, respondents "unemployed, laid off, looking for work" were asked this question. In the 1976 survey, they were not.

RANK, RANK10

In 1987, this was self-administered. Interviewer instructions, "Hand...below," were replaced with respondent instruction, "Please mark box below."

WKSUBS

In the 1976, 1982 and 1985 surveys, the question read "he or she."

WKSUB, WKSUBS
WKSUP, WKSUPS

No answers increased notably in 1988 due to an incorrect skip instruction on ballot A. In 1991, WKSUB was asked of respondents on all three ballots instead of on only two ballots as in previous years. This question was still asked of respondents' spouses, when applicable, on two ballots.

GETAHEAD

In the 1973-74 surveys, there was an unread response on "Other [Specify]" that was eliminated from the later surveys. The precoded unread response was "Luck most important or help from other people" in the 1976 survey.

CHLDMORE, CHLDNUM CHLDSOON	Code "4," "Not asked, inappropriate," was not precoded in surveys after 1977 as it had been in the 1972 and 1974-77 surveys. Because of this and changes in interviewer specifications (see Appendix B), marginals are not comparable across surveys.
CHLDNUM	One response of "12" in the 1972 survey and one response of "10" in the 1974 survey were recoded to "8 or more." Code "9" includes "don't know" and "no answer" responses.
TEENPILL	Approval of birth control information for teenagers (TEENPILL) used a Depends code in 1974. Since this code was selected by only three respondents, it has simply been recorded with Don't know and eliminated from the percentaged responses.
SEXEDUC	Approval of sex education (SEXEDUC) included a Depends category in 1974.
DIVLAW	When this item appeared on form 2 in 1978, the distribution varied from that of form 1 in 1978 and from the distributions of all forms in other years.
PREMARSEX, TEENSEX	This lead was used for PREMARSX, XMARSEX in 1974, 1975, 1977, 1978, 1980, and 1983+. In 1973 and 1976, the lead was "There has been a lot of discussion about the way morals and attitudes about sex are changing in this country."
HOMOSEX	In the 1973-74 surveys, there was an unread response of "Other [Specify]" which was dropped in later surveys.
PORNINF, PORNMORL PORNRAPE, PORNOUT	In the 1973 survey, the question used a card listing items A-D and used the following opening, "On this card are some opinions about the effects of looking at or reading such sexual materials." In the 1976 survey, no card was used, but the same opening sentence was used. In the 1975, 1978, 1983, 1984, and 1986-1994 surveys, "do" and "do not" were underlined.
PORNMORL	In the 1976 survey, the article "a" was inserted as follows: "Sexual materials lead to <u>a</u> breakdown of morals. Emphasis added.
PORNLAW	In the 1973 and 1975 surveys, no card was used.
HITOK, HITMARCH HITDRUNK, HITCHLD HITBEATR, HITROBBER POLHITOK, POLABUSE POLMURDR, POLESCAP POLATTAK	In the 1973 and 1975 surveys, those replying "no" to the introductory questions skipped on to the next question. Since 1975, the situational subparts were asked of all respondents regardless of their answer to the introductory question.
POLHITOK, POLABUSE POLMURDR, POLESCAP POLATTAK	In the 1975 survey, the list of situations was introduced with the lead, "Would you approve of a policeman striking a citizen who" In 1973, 1976, 1978, 1980, and 1983+, the lead was "Would you approve if the citizen" Also in the 1975 survey, part C was introduced "Would you approve of a policeman striking a citizen who"

FEAR In the 1977 survey, the word "right" was omitted.

RADIOHRS Hours listening to the radio (RADIOHRS) screens out people who report that they never listen to the radio and codes those who listen less than a half hour a day as zero. In 1982, zeroes were not coded. Recoding "Never" with those reporting zero hours per day results in a comparable time series.

PHONE In the 1972-75, 1977, 1980, 1982, 1983 and 1984 surveys, the question asked "May I have your name and telephone number just in case my office wants to verify this interview? A. Is this phone located in your own home?" In 1978, "just" was omitted. In the 1976 survey, it was "Do you have a telephone? A. How many phone numbers altogether do you have? May I please have your name and (one of) your telephone number(s) just in case I have left something out in this interview? B. Is this phone located in your own home?" Since 1984, the question asked "to make sure I conducted" instead of "to verify." In 2004+, cell phone was added as a response category. In the 1973 and 1974 surveys, the information used came directly from PHONE. In the full probability halves of the 1975 and 1976 surveys and in the 1977, 1978, 1980, 1982+ full probability surveys, information from AGE, SPEDUC, and DEGREE on the screener was also used to obtain the maximum amount of usable information (see Below).

1977-83

PHONE(cont.)

13. OBTAIN TELEPHONE INFORMATION

A. Telephone no.

- Area Code _____ / _____ 1
- No phone 2
- Refused 3

B. If phone number given, code location of phone:

- In household 4
- In home of neighbor 5
- Other (SPECIFY) _____ 6

1984-91

13. If I have to talk with (SELECTED RESPONDENT), what phone number should I use?

Telephone number given: ()
AREA CODE NUMBER

A. Code location of phone:

- In household..... 1
- In home of neighbor..... 2
- Other (SPECIFY) _____ 3

B. If no number given code:

- No phone..... 4
- Refused..... 5

1993

18. ([NAME]) has/you have) been selected. If I have to talk with (SELECTED RESPONDENT), what phone number should I use? (WRITE NAME AND PHONE NUMBER HERE AND COPY TO P. 11, LOCATOR PAGE.)

NAME: _____ PHONE: _____ ()
AREA CODE NUMBER

19. Where is this phone?

Code location of phone:

- In household..... 1
- In home of neighbor..... 2
- Other (SPECIFY)..... 3

IF NO NUMBER GIVEN CODE:

- No phone..... 4
- Refused..... 5

1994+

PHONE (cont.)

My office sometimes needs to confirm that interviews were conducted. These next questions will be used for that purpose. Your answers will remain confidential.

1. What is your name?

- R's name
.....1
- R Refused.....2

2. What is your phone number?

- R's Phone #
.....(GO TO INDUS80, PRESTG80, INDUS80).....1
- R has no phone...(GO TO SPOCC, SPPRES, SPWRKSLF, SPIND).....2
- R Refused.....(GO TO SPOCC, SPPRES, SPWRKSLF, SPIND).....3

3. Is this phone located in your own house?

- Yes.....(GO TO SPWRKSTA)..... 1
- No.....(GO TO MARITAL)..... 2

4. Where is the phone located?

5. In whose name is your phone listed?

- R's Name.....1
- Other (SPECIFY).....2

COOP2, COOP

Between the 1972 and 1973 surveys, the response categories for respondent cooperation were altered. The original usage appears as COOP2 and the revised usage as COOP.

RACAVOID, RACCHNG
RACQUIT, RACDIF1,
RACDIF2, RACDIF3
RACDIF4

Questions prior to 1993 used the phrase "Negroes/Blacks," while those asked in or since 1993 used "African-Americans/Blacks."

RACDIF1, RACDIF2
RACDIF3, RACDIF4

In 1977, this was asked of non-blacks only. Since 1985, it has been asked of everyone.

MESERV

In 1982 on Form 2, the question on national service for men (MESERVE) was asked immediately

after a similar question on national service for women (FESERVE). This variant ordering produced a norm of even handedness context effect (GSS Methodological Report No. 55).

HELPBLK

Questions prior to 1993 used the phrase "Negroes/Blacks," while those asked in or since 1993 used "African-Americans/Blacks."

NUMGIVEN

In 1987, the modified question read "From time to time, most people discuss important matters with other people. Who are the people with whom you discuss such matters? Just tell me their first names or initials. IF LESS THAN 3 NAMES MENTIONED, PROBE, ANYONE ELSE? ONLY RECORD FIRST THREE NAMES, BELOW AND ON NEXT PAGE." Since probes stopped after 3 mentions, the distribution is sharply truncated at 3 in 1987.

EQCLOSE, RCLOSE1
RCLOSE2, RCLOSE3
RCLOSE4, RCLOSE5

In 1987, more people reported they were equally close to all mentioned people, since this referred to a maximum of 3 instead of a maximum of 5 as in 1985. This lowered the percent "especially close" for RCLOSE1-RCLOSE3. Also, the number of missing values (Punch 9) are much higher in 1987.

SPOUSE1, SPOUSE2
SPOUSE3, SPOUSE4
SPOUSE5, PARENT1
PARENT2, PARENT3
PARENT4, PARENT5
SIBLING1, SIBLING2
SIBLING3, SIBLING4
SIBLING5, CHILD1,
CHILD2, CHILD3
CHILD4, CHILD5
OTHFAM1, OTHFAM2
OTHFAM3, OTHFAM4
OTHFAM5, COWORK1
COWORK2, COWORK3
COWORK4, COWORK5
MEMGRP1, MEMGRP2,
MEMGRP3, MEMGRP4
MEMGRP5, NEIGHBR1
NEIGHBR2, NEIGHBR3
NEIGHBR4, NEIGHBR5
FRIEND1, FRIEND2
FRIEND3, FRIEND4
FRIEND5, ADVISOR1
ADVISOR2, ADVISOR3
ADVISOR4, ADVISOR5
OTHER1, OTHER2, OTHER3
OTHER4, OTHER5

In 1987, the categories on the card were Spouse/Parent/Sibling/Child/Other family/Co-worker/Member of group/Neighbor/Friend/Advisor/Other. This clearly inflated the mentions on ADVISOR1-ADVISOR3.

MEMFRAT, MEMSERV
MEMVET, MEMPOLIT
MEMUNION, MEMSPORT
MEMYOUTH, MEMSCHL
MEMHOBBY, MEMGREEK

Originally in the 1974 data, this was precoded as a dichotomy (belongs to no organizations/belongs to one or more). The 1974 data were revised to conform to the latter practice of coding the total number of organizations that respondent belonged to.

Part P, "Any other groups," was not listed on the show card on Ballot C in 1990 and 1991 and on Ballot B in 1991. In 1990 Part P, "Any other groups," was not asked on Ballot C. Part P, "Any other

MEMNAT, MEMFARM MEMILT, MEMPROF MEMCHURH, MEMOTHER	groups" was listed on the show card for all ballots in 1993.
FRNDREL1, FRNDREL2 FRNDREL3, FRNDREL4 FRNDREL5	The 1988 variables FRNDREL1 to FRNDOTH3 were subsequently recoded to include the religions of the friends who were in the same congregation as the respondent (previously considered missing). In 1989, codes of 4 and 5 on FRNDREL1 to FRNDREL3 were reversed to correct a coding error.
SATHOME	In 1996, Ballot B omitted the instruction "READ CATEGORIES BELOW."
LAWYERA	In 1996, Ballot B used the phrase "of the place" instead of "of the firm or attorney."
LAWYERG	In 1996, this appeared only on Ballot B.
DRCTLINK, TYPEURL SRCHENG, BOOKMARK CATDRCTY, HYPERLNK	In 2000, the question text was "Uses a bookmark".
HLTHINFO, 793A-G	In 2000, response option 3, "6 or more times," was not offered. Response option 2 read simply "3 or more times".
BUYINFGN, INVESTGN TRAVELGN, PEOPLEGN GAMEGN, NEWJOBGN POLDISGN, POLINFGN PERFRMGN, ARTGN, POLCANGN,	In 2000, response option 3, "6 or more times," was not offered. Response option 2 read simply "3 or more times".
WWWLINE2	In 2000 "Wireless connection (e.g. from a satellite)" was not an option offered on the Hand Card, and "Other, not mentioned above" was a precoded option, whereas in 2002 it was volunteered only.
OPRICH, OPPROF OPFAMILY,	The response categories and the wording of the question itself have not varied. In 1985, 1990, and 1996, it was a stand-alone item with the introduction, "What is your opinion of the following statement?" In 1987 and 2000, it was part of a battery with the introduction, "Do you agree or disagree..." In 1993 and 1994, it was part of a battery with the introduction, "How much do you agree or disagree with each of these statements?"
INCGAP GOVEDOP, GOVJOBS GOVLESS, GOVUNEMP GOVMINC	In 1996, items were not asked as part of ISSP. "Somewhat" appeared with "agree" and "disagree," and "can't choose" was not an explicit option.
GOVEQINC	From 1987 through 2000, the category "Can't choose" appeared on the questionnaire; in 2008 and 2010, "Don't know" appeared instead on the questionnaire. In 1996 and 2010, responses used on the questionnaire were "Agree strongly" and "Disagree strongly" instead of "Strongly agree" and "Strongly disagree". In 2010, due to a programming error, DKs and NAs were not separately coded; they were later separated based on the pattern of responses to adjoining questions.

FAMBUDGT	In 1994 the first option listed was punch one "I manage all the money and give my partner his/her share." Punch two also used "partner" instead of "spouse/partner. Punch six read "Not married or living as married," respondents answering this way are recorded under punch zero "I am not currently living with a spouse or partner."
<hr/>	
TWOINCS	In 1994, a fifth response option, "strongly disagree," was included.
<hr/>	
LOCALNUM	In 1991, this question was asked of all employed people as part of the Work Organization Module. The screener for this question was used in 1989.
<hr/>	
SEXSEX	In 1991, some respondents who should have been asked this question (SEXSEX) were unintentionally skipped out. Based on analysis of the 1988-1990 pattern and manual inspection of the questionnaires we were able to largely correct this problem. However, 1991 may still be different somewhat from other years.
<hr/>	
GENEGOOD	In 1996, this question did not use the precoded response category "IT DEPENDS," Punch 3.
<hr/>	
ETH1, ETH2, ETH3	<p>In the 1972-73 surveys, American Indians were coded as "Other," punch "29." In the 1974-78, 1980, 1982+ surveys, American Indians were a precoded ethnicity, punch "30." American Indians have been recoded to "30" for all surveys. After the 1977 survey, a general review of the ethnicity coding was made and all "Other" lists for 1972-77 were examined. Based on this review, the pre-listed "National Codes" were revised. Nations that were not on the list but accounted for 0.1 percent of the cases from 1972 to 1977 (an arbitrary minimum percentage) were prelisted in the "National Codes" in 1978, 1980, 1982+. This added Belgium, India, Lithuania, Portugal, Rumania, and Yugoslavia. One code, "West Indies," was deleted from the "National Codes," since it referred neither to a country nor a distinct ethnic group.</p> <p>At the same time, several changes were made in the general coding of the ethnicity question. First, the review revealed that a few cases coded "Other" actually represented countries already precoded (e.g., Bohemia to Czechoslovakia, Togo to Africa, and Dutch to The Netherlands). These were recoded to their proper nationality. Second, the cases in 1972-1977 matching the six new nationalities added in 1978 were recoded into their proper nationality. Third, codes of "West Indies" were examined and recoded into Non-Spanish West Indies (e.g., Jamaica), not specified West Indies, or into a new grouped category, Other Spanish. Fourth, two new grouped categories, Other Spanish (Spanish West Indies, Central America, and South America) and Arabic (Arabic countries of the Middle East and North Africa) were added. Finally, a large group of "Other" cases giving their origin as "United States," or "American," some particular region or state of the United States, or the like were recoded as "America." (While these responses were frequent enough to justify the creation of a precoded "America" category, this was not done in order not to encourage this response.) This minimized the number of cases remaining in the "Other" category to about eight cases per survey.</p> <p>Since 1984, the ethnicity question was adapted to record up to three ethnicities mentioned. In 1994, the following new response codes were introduced: 40) Other Asian, 41) Other European.</p>
<hr/>	
WWWHR, WWWMIN	<p>Before 2004 and on versions 5-6 in 2004 WWWHR and WWWMIN were screened on USEWWW and COMPUSE. On versions 1-4 in 2004 and in 2006 there were no screening questions. To make WWWHR and WWWMIN more similar across years, those indicating no use were coded as "Not Applicable" on version 1-4 in 2004 and in 2006 (i.e. in effect as "screened-out"). There are some cases in 2000 and 2002 which have zero use indicated on WWWHR and WWWMIN. Users might consider also recoding these as "Not Applicable" for comparisons across years.</p>
<hr/>	
EQUALIZE	<p>From 1985 through 1998, this question was self-administered, and it had "Can't choose" among options.</p> <p>In 2006, it was administered with interviewer assistance, and it had "Don't know" instead.</p>

SEXFREQ	This question appeared on only form 1 in 1990. Variants of this question, SEXFREQ1 and SEXFREQ2, were asked on form 2 in 1990. In 2012 only, SEXFREQ was skipped if the respondent answered "No partner" on the PARTNERS question.
JEWAJ, SPJEWAJ, JEW16AJ, SPOTHJEW SPREL16, SPDEN16, SPOTH16	In 2012: OTHJEW screened respondents for JEWAJ; before 2012, OTHJEW screened respondents for JEW. OTHJEW16 screened respondents for JEW16AJ; before 2012, OTHJEW16 screened respondents for JEW16AJ. SPOTHJEW screened respondents for SPJEWAJ; before 2012, SPOTHJEW screened respondents for SPJEW. SPOTHJEW was asked if RELIG=3, or OTHJEW=1 or 2, or RELIG16=3, or OTHJEW16=1 or 2, or JEW16=2 and SPREL=4 or DK, and MARITAL=1. SPREL16 was asked if MARITAL=1 and OTHJEW=1 or 2, or RELIG=3, or OTHJEW16=1 or 2, or RELIG16=3.
MARELIG, PARELIG	In 2008, MARELIG and PARELIG were only asked to respondents who selected "Jewish" as their own religion. In 2012, they were asked if RELIG=3, or OTHJEW=1 or 2, or RELIG16=3, or OTHJEW16=1 or 2.
KIDNUM, KD1RELIG - KD8RELIG	In 2012, KIDNUM was asked if RELIG=1, or OTHJEW=1 or 2, or SPOTHJEW=1 or 2. In 2012, KD1RELIG-KD8RELIG were asked if RELIG=3, or OTHJEW=1 or 2, or SPREL=3, or SPOTHJEW=1 or 2, and if the respondent said he/she was currently living in the household under the age of 18.
AIDCOL	This question is part of the ISSP Role of Government module. In 1990 and 1996, the standard ISSP question was changed to better reflect the terms that Americans used to discuss this issue, using "college students" and "financial assistance" instead of "university students" and "financial help". In 2006, this change was not made.
HRSMONEY	In 1989, the word 'any' was omitted from the first sentence, only asking about regular overtime.
WRKENJOY	In 1989, the question specified "paying job" and "that money" instead of the current wording. I would enjoy having a paying job even if I did not need that money

APPENDIX O:

PREVIOUS USAGE

Many of the questions in this study are replications of items previously occurring in national studies; many of these have also occurred in variant wordings in past studies. The majority of the previous studies were conducted by the American Institute of Public Opinion—The Gallup Poll (AIPO); the Survey Research Center, University of Michigan (SRC); and by NORC. Information on earlier usages are available from the GSS.

The major survey data archives are:

Roper Center for Public Opinion Research (Roper Center)
Box 440
Storrs, CT 06268
<http://www.ropercenter.uconn.edu/>

Inter-University Consortium for Political and Social
Research (ICPSR)
University of Michigan
P.O. Box 1248
Ann Arbor, Michigan 48106
<http://www.icpsr.umich.edu/>

Louis Harris Data Archive
Institute for Research in the Social Sciences
Manning Hall
University of North Carolina
Chapel Hill, N. C. 27599-3355
<http://www.irss.unc.edu/odum/home2.jsp>

NORC (National Opinion Research Center) from
Library
NORC
1155 East 60th Street
Chicago, Illinois 60637
<http://n10023.eos-intl.net/N10023/OPAC/Miscellaneous/LibraryInformation.aspx>

User may also wish to consult the following published sources:

Cantril, Hadley and Mildred Strunk. Public Opinion 1935-1946. Princeton, N.J.: Princeton University Press, 1951.

Converse, Philip E., et al., American Social Attitudes Data Sourcebook, 1947-78. Cambridge: Harvard University Press, 1980.

Gallup, George. The Gallup Poll: Public Opinion, 1935-1971. 3 vols. New York: Random House, 1972.

Gallup, George. The Gallup Poll: Public Opinion, 1972-1977. 2 vols. Wilmington, Delaware: Scholarly Resources, 1978.

Gallup, George. The Gallup Poll: Public Opinion, 1978[79], 80, 81, 82, 83, 85, 86, 87, 88, 89, 90, 91, 92, 93, 94, 95, 96, 97, 98, 99]. Wilmington, Delaware: Scholarly Resources, 1979-1999.

Gallup Poll Monthly, June, 1965 to present (titled Gallup Political Index from June, 1965 to December, 1966; Gallup Opinion Index from January, 1967 to January, 1981 and titled Gallup Report, from January, 1981 to November, 1989).

Martin, Elizabeth, McDuffee, Diana, and Presser, Stanley, Sourcebook of Harris National Surveys: Repeated Questions, 1963-1976. Chapel Hill: Institute for Research in Social Science, University of North Carolina, 1981.

Miller, Warren E., et al., American National Election Studies Data Sourcebook: 1952-1986. Cambridge: Harvard University Press, 1989.

Niemi, Richard G., Mueller, John, and Smith, Tom W., Trends in Public Opinion: A Compendium of Survey Data. New York: Greenwood Press, 1989.

Public Opinion Quarterly, "Quarter's polls" section, 1947 to 1951: "Polls" section, 1961 to present.

Robinson, John P. and others: Measures of Political Attitudes. Ann Arbor, Michigan, Survey Research Center, University of Michigan, 1968, and its two appendices titled: Measures of Occupational Attitudes (Appendix A, 1969) and Measures of Social Psychological Attitudes (Appendix B, Revised, 1973).

Smith, Tom W. A Compendium of Trends on General Social Survey Questions. Chicago: NORC, 1980.

Survey Data for Trend Analysis: An Index to Repeated Questions in U.S. National Surveys held by The Roper Public Opinion Research Center. Williamstown, Mass.: Roper Public Opinion Research Center, [1975].

Also extremely helpful is the POLL (Public Opinion Location Library) computerized archival system at the Roper Center which allows users to search for questions by specifying key words and/or subject headings.

Several resources are also available online:

- ICPSR. General Social Survey data, documentation, articles, and a comprehensive bibliography of usages can be found on the GSS page at the ICPSR website. <http://www.icpsr.umich.edu/icpsrweb/ICPSR/series/28>
- IPOLL. General Social Survey data is archived and available online through the Roper Center's archive of public opinion survey questions. <http://www.ropercenter.uconn.edu/>
- IRSS. General Social Survey data is also archived and available online through the data archive at Odum Institute at the University of North Carolina. <http://arc.irss.unc.edu/dvn/>

APPENDIX P:

EXPERIMENTAL FORMS

The GSS has used split samples in 1973, 1974, 1985, 1986, and 1988+ and three forms were used in 1980, 1984, and 1987. The different experimental forms are designated on FORM as Form 1 (the standard wordings), Form 2 (the "y" variant wordings), and Form 3 (the "z" variant wordings).

In 1994+ there were also two samples (A and B) employed. As a result there are Forms 1 and 2 on samples A and B, or four versions (A1, A2, B1, B2). In 2008 there was only one sample. See also discussion on BALLOT in Appendix Q.

Split samples on the GSS have been used for three broad purposes. First, to test differences in the structure and/or wording of questions or scales. Second, to test the impact of context on questions including both the order that different questions appear in and the order of sub-parts of a single question. Third, in order to accommodate additional questions, some questions have been asked of respondents on only one form.

All of the questions that have either appeared in different versions or orders on the experimental forms or which appeared as a supplement on one form only are listed in Table P.1. The table lists the form on which the items appear and the table notes indicate the form differences on the context variations.

In addition to the experiments using FORM, the GSS has employed factorial vignettes in several years. The first on welfare was done in 1986 and is not part of the cumulative file (see Appendix S). The second on mental health was in 1996 and had 90 versions (see VIGVERSN and following variables). The third on terminal illness was in 1998 and there were six versions (see TERMVIO and following variables). The fourth on doctors and patients was in 2002 and there were six versions (see DOCVIG and following variables). The fifth on the mental health of children was in 2002 and had 32 versions (see CHLDVIG and following variables). The sixth on genes and environment was in 2004 and had 24 versions (see GENEVIG1 and following variables). The seventh on mental health and stigma was in 2006 and had 24 versions (see M1VIG1 and following variables).

Because of problems with the form randomization procedure used on the 1978, 1980, 1982 - 1985 surveys, users should weight by FORMWT to adjust for incomplete randomization. In general, one should use FORMWT whenever analyzing form-related variables. This includes 1) when comparisons are being made between experimental variables (e.g. COURTS and COURTSY in 1982), 2) when variables are being compared across years involving an experiment (e.g. EQWLTH which appears only on form 1 in 1978 with EQWLTH that appears on both forms in 1980, 1983, 1984, etc.), and 3) when a variable appears on one form only (e.g. the ISSP variables in 1985).

For full details on the problem with form randomization and FORMWT see GSS Methodological Report No. 36.¹

¹Tom W. Smith and Bruce L. Peterson, "Problems in Form Randomization on the General Social Surveys," July, 1986.

Variables	Years																												
	73	74	76	78	80	82	83	84	85	86	87	88	89	90	91	93	94	96	98	00	02	04	06	08	10	12	14		
RACQUOTA															2														
RACSCHOL								1																					
RACSEG								C5																					
RACSPEAK								1																					
RACTCH15								1																					
RACTHINK							2																						
RACWRITE							2																						
RANK							2																						
RDEMLIB							1,2																						
REALTORA																			2										
REALTORB																			2										
REALTORC																			2										
REALTORD																			2										
REALTORE																			2										
REALTORF																			2										
REALTOR1																			2										
REDEEMER							3																						
RELAGENT																			2										
RELDEALR																			1										
RELHOME																			2										
RELMHOSP																			1										
RELPRIVT																			1										
RESPNSI					1			C1																					
RESPNSY					2			C3			1																		
RESPNSZ					3																								
REVPUB								1																					
REVSPEAK								1																					
REVTCH15								1																					
ROLE					1			C1																					
ROLEY					2			C3			1																		
ROLEZ					3																								
RUSSIA									C6																				
SAMEWORK																			C14										
SATCAR																			1										
SATCITY									C9			C11																	
SATFAM									C9			C11																	
SATFRND									C9			C11																	
SATHEALT									C9			C11																	
SATHOBBY									C9			C11																	
SATHOME																			2										
SAVEJOBS									1																				
SCIFROM																								1					
SCIFROMY																								2					
SCINews1																								1					
SCINews2																								1					
SCINews3																								1					
SEEKSCI																								1					
SEEKSCIY																								2					
SELLAUTO																			1										
SELLBED																			1										
SELLHOME																			1										
SETPRICE									1																				
SETWAGE									1																				
SEXFREQ												C13			1														
SEXFREQ1												2																	
SEXFREQ2												2																	
SEXSEX												C12																	
SHOWFEEL																			2										

- a Early in the questionnaire DIVLAW, GRASS, and POLVIEWS were asked on form 1 while DIVLAWY, GRASSY, and POLVIEWY were asked on form 2. DIVLAW, GRASS, and POLVIEWS were also asked at a later point in the survey on form 2. See Appendix B.
- b The experiments were only on versions 4-6.
- C1 - On form 1 ABANY, ABDEFECT, ABHLTH, ABRAPE, ABNOMORE and ABSINGLE appeared immediately before the child qualities question (AMICABLE...SUCCESS) and CHLDIDEL. On form 2 the abortion question immediately followed child qualities and CHLDIDEL.
- C2 - On form 1 CONBUS...CONTV appeared immediately before ALIENAT1-6. On form 2 the order was reversed.
- C3 - On forms 1 and 2 the child qualities (AMICABLY...SUCCESSY) were asked in their regular order, items A-M. On form 3 they were in reversed order, items M-A.
- C4 - On form 1 ANOMIA5-7 were grouped together. On form 2 they were scattered throughout the questionnaire. See Appendix B.
- C5 - Form 1 included RACDIN, RACPUSH, and RACSCHOL. These questions did not appear on form 2. BUSING, RACHOME, and RACSEG appeared on both forms. On form 1 they were preceded by RACSCHOL, RACDIN, and RACPUSH.
- C6 - BRAZIL and ENGLAND appeared on only form 1. CANADA, CHINA, EGYPT, ISRAEL, JAPAN, and RUSSIA appeared on both forms.
- C7 - MESERVE immediately preceded FESERVE on form 1. On form 2 the order was reversed.
- C8 - On forms 1 and 2 HAPMAR immediately preceded HAPPY. On form 3 the order was reversed.
- C9 - On form 1 SATCITY, SATFAM, SATFRND, SATHEALT, and SATHOBBY immediately preceded HAPPY and HAPMAR. On form 2 the order was reversed.
- C10- On form 1 TAX was asked immediately before the spending scale (NATARMS...NATSPAC). On form 2 the order was reversed.
- C11- On form 1 SATCITY, SATFAM, SATFRND, SATHEALT, AND SATHOBBY came first followed by HAPMAR and then HAPPY. On form 2 HAPMAR came first followed by HAPPY and then SATCITY...SATHOBBY. On form 3 HAPPY came first followed by HAPMAR, and then SATCITY...SATHOBBY.
- C12- On form 1 the following introduction preceded PARTNERS, "Now we would like you to answer some additional questions. Your answers are confidential and will be used only for statistical reports." On form 2 PARTNERS was preceded by "There is a great deal of concern today about the AIDS epidemic and how to deal with it. Because of the grave nature of this problem, we are going to ask you some personal questions and we need your frank and honest responses. Your answers are confidential and will be used only for statistical reports."
- C13- On form 1 SEXFREQ followed SEXSEX. On form 2 SEXFREQ preceded PARTNERS.
- C14- These were asked on form 1 on versions 1-3 and forms 1 and 2 on versions 4-6.
- C15- Two different way of programming these questions were used. On form 2 the program used in 2002 was used. On form 1 an alternative program more similar to that used in pre-CAPI was employed.
- C16- BIGBANG and BIGBANG1 were asked on different random halves within BALLOT=2 or 3.
- C17- EVOLVED and EVOLVED1 were asked on different random havles within BALLOT=2 or 3.
- d Experiments were only on the C sample, version 7
- E1- LETDIE1 (Form X), LETDIE1Y (Form Y) "...doctors should OR SHOULD NOT be allowed..." Added text in CAPITALS LETDIE1Y appears in 2008 cross-section only

- E2- PILLOK (Form X), PILLOKY (Form Y) Do strongly disagree, disagree, agree, or strongly agree that methods of birth control should be available to teenagers between the ages of 14 and 16 if their parents do not approve?
PILLOKY appears in 2008 cross-section only
- E3- POLHITOK (Form X), POLHITOIY (Form Y) added at end "or are there no situations you can image in which you would approve of this?
POLHITOIY appears in 2008 cross-section only
- E4- POPESPKS (Form X), POPESPKY (Form Y) Certainly false, Probably false, I am uncertain whether this is false or true, Probably true, (Note: This uses a card and there will be TWO versions of the card.
POPEPKY appears in 2008 cross-section only

Science Module Randomization (2008 data)

The Science Module was included in Ballot 1 and Ballot 2 of the questionnaire.

Among those who were assigned to Ballot 3, only 25% received the Science questions.

Within the Science module, some questions were randomly assigned according to the following three conditions:

1 SCIINTRO: long or short introduction

Long introduction: Now, let me ask you about your use of museums, zoos, and similar institutions.

I am going to read you a short list of places and ask you to tell me how many times you visited each type of place during the last year, that is, the last 12 months. If you did not visit any given place, just say none.

Short introduction: Now, I am going to read you a short list of places and ask you to tell me how many times you visited each type of place during the last year, that is, the last 12 months. If you did not visit any given place, just say none.

2 SCIMODE: assigned to self-administered questionnaire or face-to-face interview mode

3 MABOYGRL or BOYORGRL were randomly assigned.

MABOYGRL: It is the mother's gene that decides whether the baby is a boy or a girl.

BOYORGRL: It is the father's gene that decides whether the baby is a boy or a girl.

APPENDIX Q:
STUDY DESIGNS

Since its inception, the GSS employed a rotation design under which most of its items appeared on two out of every three surveys. There are three rotation patterns, so overall the data appeared as in Table Q.1.

Table Q.1
Item Appearances on the GSS, 1972-1987

	Surveys					
	1	2	3	4	5	6
Permanent items	X	X	X	X	X	X
Rotation 1	X	X		X	X	
Rotation 2		X	X		X	X
Rotation 3	X		X	X		X

This rotation scheme (designed by Otis Dudley Duncan) allowed the GSS to include more regular items (since each rotating item appeared only 2/3 of the time), but still provided for the regular and reasonably dense repetition of questions. The importance of the rotation scheme has increased in recent years, since more items have been shifted from permanent to rotating status in order to open up sufficient room for the topical modules.

While this design proved to be a very useful device for both monitoring change and augmenting the content of the GSS, it had the disadvantage of irregularly spacing the data and allowing gaps in the time series. This situation was particularly acute during the 1978-1982 period when NSF did not fund surveys in 1979 and 1981. At that juncture, four-year gaps regularly appeared in the data and six-year lapses existed for bivariate correlations between items from different rotations. Even with annual surveys, two-year gaps and three-year intervals for bivariate correlations occur.

To reduce this imbalance in the time series and reduce the length of intervals, we switched in 1988 from the rotation, across-time design previously used to a split-ballot design. Under this design rotations 1, 2, and 3 occur across random sub-samples within each survey rather than across surveys (and years). Each sub-sample (known as "ballots") consists of 1/3 of the sample. Note that the variable `BALLOT` denotes which of these rotational sub-samples a person received, and the variable `form` (see Appendix P) tells which experimental form a person received.

Table Q.2
Item Appearance on the GSS, 1988+

	Surveys YEARS								
	1			2			3		
	Ballots			Ballots			Ballots		
	A	B	C	A	B	C	A	B	C
Permanent items	X	X	X	X	X	X	X	X	X
Rotation 1	X	X		X	X		X	X	
Rotation 2		X	X		X	X		X	X
Rotation 3	X		X	X		X	X		X

Table P.2 shows how ballots now take the place of surveys (years). Permanent items appear on all ballots of all surveys.

Items in rotation 1 appear on ballots A and B on each survey; items on rotation 2 appear on ballots B and C; and items on rotation 3 on ballots A and C. In effect, ballot A contains those items that appeared under year 1 of the old rotation across survey scheme (Table Q.1), ballot B represents year 2, and ballot C year 3. As one can see by comparing years 1-3 in Table Q.2, the content of the core GSS no longer varies across surveys (years) but remains fixed.

In terms of appearances, permanent items are not affected by this switch. They continue to appear on all cases for all surveys. Rotating items will now appear on all surveys and be asked on each survey of two-thirds of respondents. Over a three-year cycle, the same number of respondents are asked the "rotating" items as before (3,000), but instead of coming in two segments of 1,500 each from two surveys, they appear in three segments of 1,000 each from three surveys. More details on the rationale and implications of this switch are covered in Tom W. Smith, "Rotation Design of the GSS," GSS Methodological Report No. 52. Chicago: NORC, February, 1988.

Table Q.3 shows how the items in 1988 fit into the rotation design. There are 169 permanent items that appear on all forms; 92 rotating items that appear on ballots A and B, 94 rotating items that appear on ballots B and C, and 55 rotating items that appear on ballots A and C. Together these make up the replicating core of the GSS, and they will appear in the same fashion over the next

Table Q.3
Items on the 1988 GSS by Rotation Status

	A	Ballots B	C
Replicating Core			
Permanent	169	169	169
Rotation 1	92	92	0
Rotation 2	0	94	94
Rotation 3	55	0	55
	316	355	318
Supplemental Items			
Topical Module (Religious) Upgrades	0	0	27 *
Additions	70	70	70
AIDS Questions	27	27	27
ISSP	58	58	58
	471	510	500

*Religious items normally appearing on rotation 1 that will also be asked on ballot C.

four surveys. Altogether there are 316 core items on ballot A, 355 on ballot B, and 318 on ballot C. The bottom half of Table Q.3 shows the appearance of supplemental items. These items are not part of the replicating core and are not governed by the rotation design or ballots. Normally these items appear in a single year only, although supplemental items may repeat in different surveys.¹ One special feature of the 1988 design is that the topical module on religion not only added 70 new items, but also upgraded 27 religious items that are part of the replicating core. These items are part of rotation 1, regularly appearing on ballots A and B. In 1988, these religion items were added on ballot C so that they would be asked of all respondents just as were the new religion items in the topical module.

Appendix U indicates on which ballots a variable appears.

¹For example, a substantial part of the 1985 network module was repeated as part of the socio-political participation module in 1987 and part of the 1985 ISSP role of government module was repeated in 1990

Since 1994, the GSS has employed a biennial, dual sample design. That means that the GSSs appear in even years and consist of two, traditional samples. In effect, each dual sample GSS is two regular, annual GSSs administered simultaneously. These two surveys appear on the A and B samples and are listed as 94A, 94B, etc. in Appendix U. Each sample is subdivided into the three ballots as described above. To distinguish between the ballots that appear on samples A and B, the variable VERSION is used. The following table shows how sample, ballot, version, and year are related:

How VERSION Matches Sample and BALLOT by YEAR

	1994	YEAR 1996-2000	2002
Sample=A			
BALLOT A	1,4	1	1
BALLOT B	2,5	2	2
BALLOT C	3,6	3	3
Sample=B			(Reduced core)
BALLOT A	7	4	4
BALLOT B	8	5	5
BALLOT C	9	6	6

For example, in 1996 VERSION 2 is BALLOT B on sample A and VERSION 5 is BALLOT B on sample B.

There are three extra versions in sample A in 1994 because there was a special experimental design. VERSIONS 1-3 included the longer, old core and VERSIONS 4-6 included the shorter, new core. The new core is used in sample B and subsequent years. For more details on this experiment see Tom W. Smith, "Context Effects Resulting from the Revision of the GSS Core in 1994," GSS Methodological Report No. 84. Chicago: NORC, 1995. In 2002 the same six versions as used in 1996-2000 were employed, but the core items were greatly reduced in sample B (versions 4-6). In 2006 there was a 7th version, which was a ballot D. Some items appearing in version 1-6 also appeared in Version 7, but the rotation of items occurred on VERSIONS 1-6 only as described above.

Panel Component

The GSS is switching from a repeating, cross-section design to a combined repeating cross-section and panel-component design. The 2006 GSS is the base year for the first panel. A sub-sample of 2000 GSS cases from 2006 was selected for reinterview in 2008 and again in 2010 as part of the GSSs in those years. The 2008 GSS consists of a new cross-section of 2023 plus the 2006 reinterviews. The 2010 GSS consists of another new cross-section of 2041, the second reinterview wave of the 2006 panel cases and the first reinterview wave of the 2008 panel cases. The 2010 GSS is the first one to fully implement the new, combined design. In 2012 there likewise was a fresh cross-section, wave two panel cases from the immediately preceding GSS, and wave three panel cases from the next earlier GSS. In 2014, the last of the panels completed wave three, along with a new cross-section.

APPENDIX R:
CROSSNATIONAL AND TOPICAL MODULES

Since 1980, the GSS has been collaborating with counterparts in other countries. Initial bilateral contact between GSS Allgemeine Bevoelkerungsumfrage der Sozialwissenschaften (ALLBUS) at the Zentrum fuer Umfragen, Methoden, und Analysen (ZUMA) of the Federal Republic of Germany grew into a multinational collaboration between GSS/NORC, ALLBUS/ZUMA, the British Social Attitudes Survey (BSA) at Social and Community Planning Research (SCPR) of England, and the National Social Science Survey (NSSS) at Australian National University (ANU). SCPR has been renamed the National Centre for Social Research, ZUMA has become a part of Gesellschaft Sozialwissenschaftlicher Infrastruktureinrichtungen (GESIS), and the NSSS is now the Australian Survey of Social Attitudes (AUSSA). This cross national collaboration is formally referred to as the International Social Survey Program (ISSP). Other nations that have since joined include Ireland, Austria, the Netherlands, Hungary, Israel, Norway, Italy, Russia, New Zealand, Canada, the Philippines, the Czech Republic, Slovakia, Bulgaria, Japan, Slovenia, Cyprus, Sweden, France, Poland, Spain, Portugal, Bangladesh, Chile, Latvia, Switzerland, Denmark, Brazil, Venezuela, Finland, Mexico, South Africa, Belgium, Taiwan, Korea, Croatia, Estonia, the Dominican Republic, Turkey, China, Ukraine, Argentina, Uruguay, Palestine, Iceland, India, Lithuania, Bolivia, Georgia and Suriname.

Under the ISSP, a supplement is designed jointly by the group each year and administered by each participant. The first data collection for ISSP was carried out in 1985. These supplements are collected either as a self-administered supplement to the regular annual surveys conducted by the participants as part of stand-alone mail surveys, or a stand-alone in-person surveys. Because of the long length of the 1985 supplement, the GSS administered it only to respondents who had received form 1 of the main questionnaire. Three form 2 cases did inadvertently complete the ISSP supplement, however, and they are included in the data. Since the ISSP was a supplement and respondents had the option of completing it immediately after the main questionnaire, completing it later, or not doing the supplement, there is some attrition in the level of response. Respondents designated to receive the ISSP supplement who did not complete it are coded 2 on the variable "ISSP." In 1985 and 1987-2000 the ISSP was collected on a self-completed questionnaire (SAQ). In 1986 the questions on turning to people for help and advice were on a SAQ and the rest of the ISSP questions were administered by interviewers. Since 2002 the ISSP questions have been administered by interviewers. Besides the ISSP module that is part of each new cross-section and appear in the cumulative GSS file, since 2008 a second ISSP module has appeared in the reinterview panels. Those data are released as part of the panel files.

Data from the other countries participating in ISSP can be obtained either by contacting the individual data collectors or ICPSR at the University of Michigan. A merged file has been constructed for the 1982 GSS/ALLBUS collaboration and is available from ICPSR.¹ For the 1985 Role of Government, 1986 Social Networks, 1987 Social Inequality; 1988 Family and Changing Gender Roles; 1989 Work Orientations; 1990 Role of Government II; 1991 Religion; 1992 Social Inequality II; 1993 Environment; 1994 Family and Changing Gender Roles II; 1995 National Identity; 1996 Role of Government III; 1997 Work Orientation II; 1998 Religion II; 1999 Social Inequality III; 2000 Environment; 2001 Social Relations; 2002 Family and Changing Gender Roles III; 2003 National Identity II; 2004 Citizenship; 2005 Work Orientations III; 2006 Role of Government IV; 2007 Sports & Leisure; 2008 Religion III; 2009 Social Inequality IV; and 2010 Environment III; 2011 Health Policy; 2012 Family and Changing Gender Roles IV, a merged file has been created by the ZentralArchiv fuer Empirische Sozialforschung, University of Cologne, Germany, which is now part of the GESIS. They may be ordered from ICPSR.

In Table R.1, all of the GSS variables that have appeared on surveys in other countries are indicated. The table indicates in what year and by what group the comparative data was collected. Standard demographics (e.g. age, sex, party identification) that are asked by each country are not listed in this table.

Table R.2 lists the participating countries and organizations and show what modules they have done or plan to do.

¹ Bruce L. Peterson, "Codebook for the combined 1982 General Social Survey and Allegemeine Bevoelkerungsum Frage der Sozialwissenschaftern (ALLBUS)," February 1985.

Variables	Years																								
	80	82	83	84	85	86	87	88	89	90	91	92a	93	94	96	98	00	02	04	06	08	10	12	14	
GRACE											I														
GRKIDNUM						I																			
GRNCON																								I	
GRNDEMO													I	I			I							I	
GRNECON													I	I			I							I	
GRNEXAGG																	I							I	
GRNGROUP																	I							I	
GRNINTL																	I							I	
GRNLAWS															I					I					
GRNMONEY													I	I			I							I	
GRNPRICE													I	I			I							I	
GRNPROG													I	I			I							I	
GRNSIGN													I	I			I							I	
GRNSOL													I	I			I							I	
GRNTAXES													I	I			I							I	
GRNTEST1													I	I			I								
GRNTEST2													I	I											
GRNTEST3													I	I			I								
GRNTEST4													I	I			I								
GRNTEST5													I	I											
GRNTEST6													I	I											
GRNTEST7													I	I											
GRPARNUM						I																			
GRPCHRTY																			I						
GRPCHURH																			I						
GRNEFFME																							I		
GRPNEI																			I						
GRPOTH																			I						
GRPOTHER																			I						I
GRPPARTY																			I						I
GRPPOL																			I						
GRPRELIG																			I						I
GRPSPORT																			I						
GRPSPTS																			I						I
GRPUNION																			I						
GRPWORK																			I						I
GRWTHARM													I	I			I							I	
GRWTHHELP													I	I			I							I	
H2OLESS																								I	
HAPIFWRK									I																
HAPPY7																			I						I
HAPUNHAP											I				I		I								I
HAPUNUP																						I			
HARMGOOD													I	I		I	I							I	
HARMSGRN													I	I			I							I	
HEALTH1																						I			I
HEAVEN											I				I										
HELL											I				I										
HELPCRIM																						I			
HELPEMP																						I			
HELPENV																						I			
HELPPRDS																					I				
HELPHARM																								I	
HELPHLTH																						I			
HELPHWRK																						I			
HELPHJOB																						I			

Variables	Years																								
	80	82	83	84	85	86	87	88	89	90	91	92a	93	94	96	98	00	02	04	06	08	10	12	14	
NUMCNTCT																					I				
NUMEMPLY									I																
NUMKIDS								I															I		
NUMSITES									I																
OBEYLAW					I					I					I					I					I
OBEYLAW5																			I						
OBEYTHNK													I	I											
OCCMOBIL							I					I						I					I		
occmobilfill																							I		
OFFWORK																						I			
ONEKID								I																	
ONENATN															I										
OPABLE							I					I													
OPAMBIT							I																I		
OPBRIBES																							I		
OPCLOUT							I					I											I		
OPEDUC							I					I											I		
OPFAMILY					I																				
OPHRDWRK							I					I											I		
OPKNOW							I					I						I					I		
OPPARED							I					I											I		
OPPOL							I					I													
OPPROF					I																				
OPPSEGOV																				I					I
OPRACE							I					I											I		
OPREGION							I					I													
OPRELIG							I					I											I		
OPRICH					I																				
OPSEX							I					I											I		
OPWLTH							I					I						I					I		
OTHERWRK																					I				
OTHFRD																			I						
OTHHRS									I																
OTHREASN																									
OTHSSAME																		I					I		I
OTHWLTH																							I		
OWNAUTOS					I					I															
OWNBANKS					I					I															
OWNFATE											I				I										
OWNMASS					I					I															
OWNPOWER					I					I															
OWNSTEEL					I					I															
PACALL						I																			
PACALL1																				I					
PADENKID											I				I										
PAIDL																									I
PAIDL1																									I
PAIDLVDV																									I
PAIDLVPY																									I
PAJOB							I					I													
PALIVE						I																			
PARCIT															I				I						I
PARELKID											I				I										
PARSLAW																			I						
PARTCOM																							I		
PARTCULT																							I		

Variables	Years																								
	80	82	83	84	85	86	87	88	89	90	91	92a	93	94	96	98	00	02	04	06	08	10	12	14	
POLEFF1					I																				
POLEFF11															I				I	I					I
POLEFF12															I										
POLEFF13															I					I					
POLEFF14															I										
POLEFF15															I					I					
POLEFF16															I					I					
POLEFF17															I					I					
POLEFF18																			I						I
POLEFF19																			I						I
POLEFF20																			I						I
POLEFF2					I																				
POLEFF3					I										I					I					
POLEFF4					I																				
POLEFF5					I																				
POLEFF6					I																				
POLEFF7					I																				
POLEFF8					I																				
POLEFF9					I																				
POLEFF10					I																				
POLFUNDS																				I					I
POLGREED																				I			I		I
POLINT										I					I					I	I				
POLINT1																						I			I
POLINTER																									I
POLNEWS																									I
POLOPTS																				I					I
POLFAIR																					I				
POLSGOD											I														
POLVIEWX				EURO																					
POPGRWTH																								I	
POSSLQ					I																				
POSTMAT1													I	I						I				I	
POSTMAT2													I	I						I				I	
POWRORGS																				I					I
PRAYFREQ												I			I										
PRDSPRTS																							I		
PREDETER												I													
PREMARS1											I			I	I										
PRIAGNCY															I						I				
PRICECON					I					I					I						I				
PRIDEORG															I						I				
PRIVENT													I	I				I					I		
PRIVGOVT										I					I						I				
PROGTAX					I					I															
PROMOTN																									
PROTEST1					I					I					I						I				
PROTEST2					I					I															
PROTEST3					I					I					I						I				
PROTEST4					I					I															
PROTEST5					I					I															
PROTEST6					I					I					I						I				
PROTSTRS										I															
PROUDART															I					I					I
PROUDEM															I					I					I
PROUDECO															I					I					I

Variables	Years																								
	80	82	83	84	85	86	87	88	89	90	91	92a	93	94	96	98	00	02	04	06	08	10	12	14	
WANTADS															I						I				
WANTBEST																			I						
WANTJOB									I						I						I				
WANTJOB1															I										
WANTJOB2																I					I				
WATCHGOV																			I						I
WATERFAM													I	I											
WATERGEN													I	I			I						I		
WEEKEND																			I						
WHEREWRK															I										
WHYJBEND															I						I				
WKKIDSCL																								I	
WKKIDSCS																									I
WKTENURE															I										
WORKNOW															I										
WORKWEEK									I																
WORRYJOB															I						I				
WOTRIAL																					I				
WRKBABY									I					I				I						I	
WRKEARN									I						I						I				
WRKENJOY									I						I						I				
WRKGOVT					I																				
WRKGROWN									I					I					I						
WRKIMP									I						I										
WRKINDP									I						I						I				
WRKNOKID									I					I					I						
WRKSCH									I					I					I					I	
WRLDGOVT															I				I					I	
XHAUSTN									I						I						I				
XMARSEX1											I			I	I										
YOUINFLU																							I		
YRJOBEND															I							I			
YRSFIRM									I																

EURO = Eurobarometers of the European Economic Community (Common Market)

I = International Social Survey Program

Z = ALLBUS of Zentrum fuer Umfragen Methoden und Analysen

^aThe 1992 data are not part of the 1973-2008 cumulative data set. The 1991 GSS respondents were reinterviewed in 1992. In all, 1,273 reinterviews were obtained. The 1992 reinterview consisted of the I module on social inequality, other questions on inequality and stratification from the 1991 GSS, and key demographics likely to have changed over the last year. The 1992 reinterview data are available in two forms. First, the 1992 I items on inequality are part of the I cross-national file prepared by the Central Archive, University of Cologne and is available from the Interuniversity Consortium for Political and Social Research (ICPSR). Second, all 1992 variables are part of a reinterview file that is linked to the 1991 GSS data. This reinterview file is available from the Roper Center, or from ICPSR (See Appendix S).

We included health, leisure, and sports ISSP modules asked in panel data.

Table R.2 (continued)

ISSP Members	Countries	Nation. Identity	Role of Govt III	Work II	Relig. II	Social Equal. III	Enviro. II	Social Network II	Family/ Gender III	Nation. Identity II	Citizen ship
CEOP	Argentina	--	--	--	--	--	--	--	--	--	--
RSSS	Australia	D96	D96	--	--	D00	--	D01	D02	D03	D05
IS	Austria	D95	--	D00	D99	D00	D01	D01	D02	D04	D04
BUP	Bangladesh	--	--	D98	--	--	--	--	--	--	--
IUPERJ	Brazil	--	--	--	D02	D01	--	D01	D03	--	D06
ASA	Bulgaria	D95	D97	D97	D99	D99	D00	--	D01	D03	D05
SC	Canada	D95	D96	D99	D99	D00	D01	D01	--	D04	D04
CEP	Chile	--	--	--	D98	D00	D00	D02	D02	D03	D05
ISR	Croatia	--	--	--	--	--	--	--	--	--	--
CAR	Cyprus	--	D96	D97	D98	D99	--	D01	D02	--	D04
ISCAS	Czech Republic ^a	D95	D96	D97	D99	D99	D00	D01	D02	D03	D04
DEPPA	Denmark	--	--	D97	D98	D01	D01	D02	D03	D04	D05
FUNGLODE	Dominican Republic	--	--	--	--	--	--	--	--	--	--
FSD	Finland	--	--	--	--	--	D01	D01	D02	D03	D04
CDA	Flanders	--	--	--	--	--	--	--	D02	--	D04
France-ISSP	France	--	D97	D98	D98	D99	--	D01	D02	D03	D05
GESIS	Germany	D95	D96	D97	D98	D00	D00	D02	D02	D04	D04
NCSR	Great Britain ^b	D95	D96	D97	D98	D99	D00	D02	D02	D03	D04
Tarki	Hungary	D95	D96	D97	D98	D98	--	D01	D02	D03	D04
SSRC	Ireland ^c	D95	D96	D01	D98	D01	D02	--	D02	D03	D03
TAU	Israel	--	D96	D97	D98	D99	D00	D01	D02	D04	D05
Eurisko/CENSIS	Italy ^d	D95	D96	D97	D99	--	--	D02	--	--	--
BCRI	Japan	D95	D96	D97	D98	D99	D00	D01	D02	D03	D04
LAS/LSRC	Latvia	D95	D96	--	D98	D99	D00	D01	D03	D03	D04
CEO	Mexico	--	--	--	--	--	D01	--	D03	--	D06
SCP	The Netherlands	D95	--	D98	D98	D99	D00	D02	D03	D05	D05
MU	New Zealand	D96	D97	D97	D98	D99	D00	D01	D02	D03	D04
NCSR	Northern Ireland	--	--	--	D98	D99	D00	D01	D03	--	--
NSD	Norway	D95	D96	D97	D98	D99	D00	D01	D02	D03	D04
SWS	The Philippines	D95	D96	D97	D98	D99	D00	D01	D02	D03	D04
ISS	Poland	D95	D97	D97	D99	D99	--	D02	D02	D05	D05
ICS	Portugal	--	--	D97	D99	D99	D00	--	D03	D04	D04
VCIOM	Russia	D95	D96	D98	D98	D99	D00	D01	D02	D03	D05
IS-SAS	Slovakia	D96	--	--	D98	D01	--	--	D02	D04	D05
POMCRC	Slovenia ^e	D94	D95	D97	D98	D98	D00	D00	D03	D03	D03
HSRC	South Africa	--	--	--	--	--	--	--	--	D03	D04
SRC	South Korea	--	--	--	--	--	--	--	--	--	D04
CIS/ASEP	Spain	D95	D96	D97	D98	D98	D00	D01	D03	D03	D04
UU	Sweden	D96	D96	D97	D98	D99	D01	--	D02	D03	D04
SIDOS	Switzerland ^f	--	D98	D98	D99	D99	D02	D01	D03	D03	D05
AS	Taiwan	--	--	--	--	--	--	--	D02	D03	D04
NORC	United States	D96	D96	D97	D98	D00	D00	D02	D02	D04	D04
DE/SI	Uruguay	--	--	--	--	--	--	--	--	D04	D04
LACSO	Venezuela	--	--	--	--	--	--	--	--	D04	D04

Table R.2 (continued)

ISSP Members	Countries	Work Orient. III	Role of Govt IV	Sports/ Leisure	Religion III	Social Equal. IV	Enviro. III	Health Policy	Family Gender IV	Nation. Identity III	Citizen ship II
CEOP	Argentina	--	D08	D08	--	D09	D10	--	D12	--	--
RSSS	Australia	D05	D07	D07	D0910	D09	D12	D11	D12	--	--
IS	Austria	--	--	D08	D08	D10	D10	--	D13	--	--
BUP	Bangladesh	--	--	--	--	--	--	--	--	--	--
IWEPS	Belgium	--	--	--	--	--	D10	D11	--	--	--
IUPERJ	Brazil	--	--	--	--	P09	--	--	--	--	--
ASA	Bulgaria	D05	--	D09	--	D09	D11	D11	D11	--	--
SC	Canada	D06	D06	--	D0910	D09	D10	--	D13	--	--
CEP	Chile	--	D06	D07	D08	D09	D10	D11	D12	--	--
NSRC	China	--	--	--	--	D08	--	D11	D12	--	--
ISR	Croatia	--	D06	D06	D09	D09	D11	D11	D12	D14	--
CAR	Cyprus	D05	--	D07	D08	--	--	--	--	--	--
ISCAS	Czech Republic ^a	D05	D06	D07	D08	D08	D10	D12	D12	D13	--
DEPPA	Denmark	D06	D08	D08	D09	D09	D10	D13	D13	D13	--
FUNGLODE	Dominican Republic	D05	D06	D07	D08	--	--	--	--	D13	--
IISS	Estonia	--	--	--	--	D10	--	--	--	D13	--
FSD	Finland	D05	D06	D07	D0809	D09	D10	D11	D12	--	--
CDA	Flanders	D05	--	D07	D08	D09	--	D11	--	--	--
France-ISSP	France	D05	D06	D07	D08	D09	D10	D11	D12	D13	--
GESIS	Germany	D06	D06	D08	D08	D10	D10	D12	D12	--	--
NCSR	Great Britain ^b	D05	D06	D07	D08	D09	D10	D11	D12	D13	--
Tarki	Hungary	D05	D06	D07	D08	D09	--	--	D13	D13	--
SSRI	Iceland	--	--	--	--	D09	D12	--	D13	D13	--
	India	--	--	--	--	--	--	--	D14	--	--
SSRC	Ireland ^c	D06	D06	D08	D08	--	--	--	D12	D12	--
TAU	Israel	D05	D07	D07	D0910	D09	D11	D11	D12	D14	--
Eurisko/CENSIS	Italy ^d	--	--	--	D0810	D11	--	D12	--	--	--
BCRI	Japan	D05	D06	D07	D07	D09	D10	D11	D12	D13	--
LAS/LSRC	Latvia	D05	D07	D07	D09	D09	D11	--	D13	D13	--
PPAI	Lithuania	--	--	--	--	--	D10	D11	D13	D13	--
CEO	Mexico	D06	--	D08	D09	--	D11	--	D13	--	--
SCP	The Netherlands	D06	D06	D08	D08	--	D11	D11	--	--	--
MU	New Zealand	D05	D06	D07	D08	D09	D10	--	--	--	--
NCSR	Northern Ireland	--	D0708	--	D0809	--	--	--	--	--	--
NSD	Norway	D05	D06	D07	D08	D09	D11	D12	D12	D14	--
SWS	The Philippines	D05	D06	D08	D0708	D09	D10	D11	D12	D14	--
ISS	Poland	--	D08	D08	D10	D10	--	D13	D13	--	--
ICS	Portugal	D07	D06	--	D09	D09	D12	D12	--	--	--
VCIOM	Russia	D06	D07	D07	D09	D09	D10	D11	D12	D12	--
IS-SAS	Slovakia	--	D08	D08	D08	D09	D09	D12	D12	--	--
POMCRC	Slovenia ^c	D05	D06	D06	D09	D09	D11	D11	D12	D13	--
HSRC	South Africa	D05	D06	D07	D08	D09	D10	D11	D12	--	--
SRC	South Korea	D05	D06	D07	D08	D09	D10	D11	D12	--	--
CIS/ASEP	Spain	D05	D07	--	D08	D09	D10	D12	D12	--	--
UU	Sweden	D05	D06	D07	D08	D09	D10	D11	D12	--	--
SIDOS	Switzerland ^f	D05	D07	D07	D09	D09	D11	D11	D13	D13	--
AS	Taiwan	D05	D06	D07	D09	D09	D10	D11	D12	D13	--
IPC	Turkey	--	--	--	D0809	D09	D10	D11	D13	--	--
KIIS	Ukraine	--	--	--	--	D09	--	--	--	--	--
NORC	United States	D06	D06	D08	D08	D10	D10	D12	D12	D14	D14
DE/SI	Uruguay	--	D06	D08	D08	--	--	--	--	--	--
LACSO	Venezuela	--	D06	--	D08	D10	--	--	D13	--	0

Table R.2 (continued) - Notes

^aIncludes Slovakia in 1992.

^bIncludes East Germany starting in 1990.

^cIncludes Northern Ireland 1989-1991, 1993, and 1994.

^dCENSIS replaced Eurisko in 2001.

^ePartial version of 1986 Social Support module.

^fThe modules on Social Equality (1987) and Environment (1993) were fielded by the Soziologisches Institut, University of Zurich.

D=Done P=Planned

Abbreviations

AS=Academica Sinica (Taipei)

ASA=Agency for Social Analyses (Sofia)

BCRI=Broadcasting Culture Research Institute, NHK (Tokyo)

BS=Baltic Surveys, Lithuania

BUP=Bangladesh Unnayan Parishad (Dhaka)

CAR=Center for Applied Research, Cyprus College (Nicosia)

CDA=Centrum voor Dataverzameling en -Analyse, Katholieke Universiteit Leuven (Leuven)

CENSIS=Centro Studi Investimenti Sociali (Rome)

CEO=Centro de Estudios Opinion, University of Guadalajara (Guadalajara)

CEOP=Centro de Estudios de Opinion Publica, University of Buenos Aires (Buenos Aires)

CES=Centro de Estudios Publicos (Santiago)

CIS/ASEP=Centro de Investigaciones Sociologicas and Analisis Sociologicos, Economicos y Politicos (Madrid)

DEPPA=Department of Economics, Politics, and Public Administration, Aalborg University (Aalborg)

DE/SI=Dept. of Economic/Statistical Institute, University of the Republic (Montevideo) Eurisko, in collaboration with the University of Milan (Milan)

FRANCE-ISSP=consortium of Centre de Recherche en Economie et Statistique, Centre d' Informatisation des Donnees Socio-Politiques, Observatoire Francais des Conjonctures Economiques, and Laboratoire d' Analyse Secondaire et de Methodes Appliquees en Sociologie (Paris)

FSD=Finnish Social Science Data Archive, University of Tampere (Tampere)

FUNGLODE = Fundacion Global Democracia y Desarrollo (Santo Domingo)

HSRC=Human Sciences Research Council (Pretoria)

ICS=Instituto de Ciencias Sociais, University of Lisbon (Lisbon)

IFS=Instytut Fiozofuu i Socjologii, University of Warsaw (Warsaw)

IISS= Institute of International and Social Studies, Tallinn University (Tallinn)

IMO=Institute of Marketing and Opinions (Mexico City)

IPC=Istanbul Policy Centre, Sabanci University (Istanbul)

IS=Institut fuer Soziologie, University of Graz (Graz)

ISCAS=Institute of Sociology, Czech Academy of Sciences (Prague)

ISR=Institute for Social Research (Zagreb)

ISS=Institute of Social Studies, University of Warsaw (Warsaw)

IS-SAS=Institute of Sociology, Slovak Academy of Sciences (Bratislava)

IUPERJ=Instituto Universitario de Pesquisas do Rio de Janerio (Rio de Janerio)

IWEPS=Walloon Institute of Assessment, Forecasting and Statistics (Namur)

KIIS=Kyiv International Institute of Sociology (Kiev)

LACSO=Laboratorio de Ciencias Sociales (Caracas)

LAS/LSRC=Latvian Academy of Science and Latvia Social Research Centre (Riga)

MU=Massey University (Palmerston)

NCSR=National Center for Social Research; former Social and Community Planning Research (London)

NORC=National Opinion Research Center, University of Chicago (Chicago)

NSD=Norsk Samfunnsvitemskapelig Datajeneste, University of Bergen (Bergen)

NSRC=National Survey Research Center, Renmin University (Beijing)

POMCRC=Public Opinion and Mass Communication Research Center, University of Ljubljana (Ljubljana)

PPAI=Policy and Public Administration Institute, Kaunas University of Technology (Kaunas)

RSSS=Research School of the Social Sciences, Australian National University (Canberra)

Table R.2 (continued)

SC=Survey Center, Carleton University (Ottawa)

SCP=Social en Cultureel Planbureau (Rijkswijk)

SI=Soziologisches Institut, University of Zurich (Zurich)

SCPR=Social and Community Planning Research (London)

SIDOS=Swiss Information and Data Archive Service for the Social Sciences (Neuchatel)

SRC=Survey Research Center, Sungkyunkwan University (Seoul)

SSRC=Social Science Research Center, University College (Dublin)

SSRI=Social Science Research Institute, University of Iceland (Reykjavik)

SWS=Social Weather Station, Philippine Social Science Center (Quezon City)

Tarki=Tarsadalomkutatasi Informatika Tarsula (Budapest)

TAU=Tel Aviv University (Tel Aviv)

UEP=University of Eastern Piedmont (Alessandria)

UU=University of Umea (Umea)

VCIOM=Soviet Center for Public Opinion and Market Research (Moscow)

GESIS=Gesellschaft Sozialwissenschaftlicher Infrastruktureinrichtungen (formally, Zentrum fuer Umfragen Methoden und Analysen (Mannheim))

Table R. 3
Topical Modules

Year	Theme	Development Committee
1977	Extending scales on Race, Abortion, and Feminism	Arthur Stinchcombe ^a
1982	Attitudes on the Military and Military Recruitment	James Davis ^b
1984	Attitudes on the Military and Military Recruitment	James Davis
1985	Social Networks	Ronald Burt
1986	Factorial Vignettes on Welfare	Peter Rossi, Richard Berk, Gregory Duncan, Karen Mason
1987	Socio-Political Participation (Partial replication of 1967 Verba-Nie Study of Political Participation)	David Knoke, Thomas Guterbock, Lawrence Bobo ^c
1988	Religion	Duane Alwin, Andrew Greeley, Wade Clark Roof
1989	Occupational Prestige (Partial Replication of 1963-1965 NORC Prestige Study) ^d	Robert Hodge, Judith Treas, Nakao Keiko ^e
1990	Intergroup Relations	Lawrence Bobo, Mary Jackman, James Kluegel, John Shelton Reed, Howard Schuman, A. Wade Smith
1991	Work Organizations	James Kluegel, Arne Kalleberg, David Knoke, Peter Marsden, Joe Spaeth ^f
1993	Culture	Judith Blau, Paul DiMaggio, Pete Peterson, Peter Marsden, and Ann Swidler
1994	Family Mobility	Robert Houser and Robert Mare ^g
1994	Multiculturalism	David Sears and Jack Citrin
1996	Emotions	Lynn-Smith Lovin, Theodore Kemper, Catherine Ross, John Mirowsky, Robert Sutton, Wendy Rahn, and Gerald Clore
1996	Mental Health	Bruce Link, Bernice Pescosolido, Carol Boyer, William Gronfein, Pamela Braboy Jackson, John Monahan, Jo Phelan, Brian Powell, Ann Stueve, and Ralph Swindle ^h
1996	Market Exchange/Giving & Volunteering	Paul DiMaggio, Glenn Firebaugh, Mark Granovetter, Daniel Kahneman, Viviana Zelizer, and Tom W. Smith ⁱ
1996	Gender	Karen Campbell, Peter Marsden, Kathleen Gerson, Mary Jackman, Michael Kimmel, Barbara Reskin, and Lynn Smith-Lovin
1998/2000	Medical Care	Bernice Pescosolido, Carol Boyer, Thomas Croghan, Catherine Melfi, Michael Morgan, Fred Hafferty, John Kasten, Keri Lubell, Peter Marsden, David Mechanic, Mark Schlesinger
1998	Medical Ethics	Bernice Pescosolido, David Phillips, Carol Boyer, Roger Dworkin, Meg Gaffney, Greg Gramalspacher, Peter Marsden, David Smith, Frank Vilaro
1998	Religion	Michael Hout, Mark Chaves, Tom W. Smith, Christopher Ellison, Robert Wuthnow, Michele Dillon, Christian Smith, Larry Iannaccone, Dan Olson
1998	Religion and Health	David Williams, Christopher Ellison, Linda George, Ellen Idler, Neal Krause, Jeff Levin, Kenneth Pargament, Lynda Powell
1998	Religion and Health	David Williams, Christopher Ellison, Linda George, Ellen Idler, Neal Krause, Jeff Levin, Kenneth Pargament, Lynda Powell
1998	Culture	Peter Marsden, Robert Wuthnow

1998	Job Experiences	Tony Tam, Peter Marsden, Stanley Presser, Arne Kalleberg, Tom W. Smith
1998	Inter-racial Friendships	Tom W. Smith, Ken Rasinski
2000	Multi-Ethnic United States	Richard Alba, Larry Bobo, Jennifer Hochschild, Mary Jackman, Barbara Reskin, Rueben Rumbaut, Tom W. Smith
2000	Information Society	John Robinson, Paul DiMaggio, Peter Marsden
2000	Freedom	Orlando Patterson, Peter Marsden
2000	Religion	Andrew M. Greeley, Michael Emerson, David Sikkink, Rodney Stark, Dean R. Hoge
2000	Health Status	Bernice Pescosolido, Margarita Alegria, Paul Cleary, Tom Croghan, Richard DeLiberty, Ann Hohman, Tom McGuire, Ken Wells, J. Scott Long
2002	Adult Transitions	Rubén Rumbaut, Frank Furstenberg, Connie Flanagan
2002	Employee Compensation	Joseph Blasi
2002	Mental Health	Bernice Pescosolido
2002	Prejudice	Bernadette Park
2002	Doctors and Patients	Wendy Levinson
2002	Quality of Working Life	NIOSH
2002	Information Society	John Robinson, Paul DiMaggio
2002	Altruism	Tom W. Smith, Kenneth A. Rasinski
2002	Arts and Culture	Peter V. Marsden
2004	Information Society	John Robinson, Paul DiMaggio
2004	Guns	Daniel Kahan, Donald Braman
2004	Daily Spiritual Experiences	Fetzer Institute
2004	Women and Alcohol Use Experiment	Dean Gerstein
2004	Science	Lyda Carolson, Robert Bell
2004	Violence in the Workplace	Paula Grubb, Naomi Swanson
2004	Genetics	Eleanor Singer
2004	Three-Card Experiment	Joseph M. Costanzo, Judith Droitcour
2004	Attitudes toward Catholics	Andrew Greeley
2004	Altruistic Love	Tom W. Smith
2004	Spiritual Transformations	Tom W. Smith
2004	Negative Life Events	Tom W. Smith
2004	Voluntary Associations/Social Networks	Lynn Smith-Lovin, Miller McPherson, Tom W. Smith
2004	National Pride	Tom W. Smith
2006	Quality of Working Life	Lawrence Murphy
2006	Science Knowledge and Attitudes	Robert Bell
2006	Disability	Doug Kruse, James Schmeling
2006	Shared Capitalism	Joseph Blasi, Doug Kruse
2006	Congregations	Mark Chaves
2006	Mental Health Stigma Around the World	Bernice Pescosolido, Jack Martin, Scott Long,
2006	Mental Health Replication	Bernice Pescosolido, Jack Martin, Bruce Link
2006	Language Use/Internet	John Robinson
2006	Regulation of Firearms	Tom W. Smith
2006	People Known	Tom DiPrete
2006	Trends/Replication	GSS PIs/Board
2006	Religion	Tom W. Smith
2008	Self-Employment	Tom W. Smith
2008	Jewish Identity	Len Saxe
2008	Science Attitudes and Knowledge	Robert Bell
2008	Terrorism Preparedness	Tom W. Smith, Linda Bourque, Dennis Mileti
2008	Global Economics	Julia Lane, Claire Brown, Timothy Sturgeon
2008	Sexual Orientation	Lee Badgett, Gary Gates

2008	Clergy Sexual Contact	Mark Chaves, Diana Garland
2008	Cell Phones	Martin Barron, John Sokolowski
2008	Firearms	Tom W. Smith
2010	Aging	Deborah Carr, Suzanne Bianchi, Kenneth Ferraro, Ellen Idler, Merrill Silverstein, Angela O'Rand, Judith Seltzer, Linda Waite, David Weir
2010	Gender	David A. Cotter, Joan M. Hermsen, Jeffrey W. Lucas, Melissa A. Milkie, Reeve Vanneman
2010	Intergroup Relations	Camille Charles, Paul Croll, Tyrone Forman, Matt Hunt, Maria Krysan, Amanda Lewis, Monica McDermott, Marylee Taylor, David Wilson
2010	Genetics	Jennifer Hochschild, Gail Henderson, Eleanor Singer
2010	Immigration	Neeraj Kaushal, Francisco L. Rivera-Batiz
2010	Internet	John Robinson, Paul DiMaggio
2010	Meeting Spouse	Robert D. Mare, Christine Schwartz
2010	Networks and Group Memberships	Lynn Smith-Lovin, Miller McPherson, Pamela Paxton, Claude Fischer
2010	Quality of Working Life	NIOSH
2010	Veterans	Andrew S. London, Janet M. Wilmoth
2010	Crime and Punishment	Jeff Manza, Robert Sampson, Bruce Western, James Wright
2010	Politics and Government	Claudine Gay, Robert Shapiro, James Stimson, Jennifer Hochschild, Mark Ramirez, Ismail White, Ted Brader, Kathleen Tobin-Flusser, Josh Klein, David Rohall, Arthur Stinchcombe
2012	Arts Participation	Elizabeth Holland
2012	Scripture	Arthur Farnsley
2012	Scale Experiment	Nora Cate Schaeffer, Jennifer Dykema
2012	Racial Identity Characteristics	Aliya Saperstein, Andrew Penner, Stan Bailey, Mara Loveman, C. Matthew Snipp, Aaron Gullickson
2012	Sexual Orientation	M.V. Lee Badgett, Gary J. Gates
2012	Education	Michael Hout, Megan Andrew, Robert Hauser, Rob Mare
2012	Transition to Adulthood	Frank Furstenberg
2012	Environment	Barry Nussbaum, Margaret Conomos
2012	Jewish Identity	Len Saxe, Micha Rieser, Graham Wright
2012	Job Referring	Brian Rubineau, Peter V. Marsden
2012	Well-Being	Rosemarie Kobau
2012	Generosity	Tom W. Smith
2012	Volunteering	Stanley Presser, Roger Tourangeau
2012	Congregations	Mark Chaves
2012	Work Values	Arne Kalleberg
2012	Presidential Approval	David O. Sears, Mark Tesler
2012	Human Values	Roger Jowell, Shalom Schwartz
2012	Climate Change	Lawrence Hamilton, David Moore
2012	Cohabitation	Tom W. Smith, Kathleen Mullan Harris, Judith Seltzer
2012	Occupation Prestige	Judith Treas, Matt Huffman, Tom W. Smith, Peter V. Marsden
2014	Quality of Working Life	NIOSH
2014	Racial Identity Characteristics	Aliya Saperstein, Andrew Penner, Stan Bailey, Mara Loveman, C. Matthew Snipp, Aaron Gullickson
2014	Shared Capitalism	Joseph Blasi, Douglas Kruse, Richard Freeman
2014	Social Inequality	Leslie McCall, Jonas Edlund, Arvid Bäckström
2014	Authoritarianism	James T. Lundgren
2014	Names	Tyler H. McCormick, Andrew Gelman, Tian Zheng

2014	Work and Family	Erin L. Kelly, Phyllis Moen, Ellen Ernst Kossek, Leslie Hammer, Krista Brockwood, David Almeida, Kelly Davis Jan E. Stets, Peter J. Burke, Alicia Cast, Kay Deaux, Jill Kiecolt, Bert Klandermans, Richard Serpe, Sheldon Stryker, Verta Taylor, Nancy Whittier
2014	Social Identity	Louise C. Hawkley, Maike Luhmann, John T. Cacioppo
2014	Social Isolation	Russell J. Dalton, Sidney Verba
2014	Political Participation	
2014	Wealth	Pamela Herd, Claude Fischer, Michael Hout, Daniel Kluttz

Footnotes

- a This data collection was supported by a grant to Stinchcombe from the National Science Foundation (NSF).
- b The 1982 and 1984 data collections were supported by a grant to Davis from the Ford Foundation.
- c The 1987 black oversample was supported by a grant to Bobo from NSF.
Hodge, Treas, and Nakao were PIs. In addition, the Occupational Prestige Subcommittee of the Board consisted of Board members Richard Campbell, Robert Hauser, Joe Spaeth, and Andrea Tyree and non-Board members Patricia Roos and Paul Siegel.
- d Part of the data collection costs and the analysis costs were supported by a grant to Hodge, Treas, and Nakao from NSF.
- e A follow-up study of employers, the National Organizations Survey, was funded by NSF.
- f Both part of the data collection costs and a follow-up interview with siblings was funded by a grant from NSF to Hauser and Mare.
- g Part of the data collection costs were provided by the MacArthur Foundation.
- h Support for the Giving and Volunteering component came from the Lilly Endowment and the Aspen Institute.
- i

APPENDIX S:
SUPPLEMENTAL AND RELATED DATA

Almost all of the information that the GSS has collected appears in the main, cumulative file that is documented by this codebook. However, information from related and follow-up studies as well as some supplemental data from the GSS proper are not included in the cumulative file, but are available in special supplements and related data files. These data come in four forms: 1) reinterviews, 2) linked studies, 3) supplements, and 4) cross-national studies.

Reinterviews

GSS respondents have been reinterviewed both as part of methodological studies and as part of follow-up, substantive studies. The methodological uses have included studies of reliability and cognition:

1. In 1972, 1973, 1974, and 1978, test/retest studies of item stability and reliability were conducted. In each year a subsample of respondents (1972=380, 1973=227, 1974=210, 1978=265) were recontacted by phone one to two months after the initial GSS interview and reasked a subset of questions (1972=92, 1973=55, 1974=19, 1978=23). In 1972 and 1978 there was one reinterview (two waves in all) and in 1973 and 1974 there were two reinterviews (three waves altogether). These reinterviews are discussed in GSS Methodological Report No. 8.
2. In 1988, a group of cognitive scientists at the University of Chicago (Norman Bradburn, Janellen Huttenlocher, and Steven Shevell) expanded the normal GSS validation effort by increasing the sample size to almost half (n=629) and adding recall questions about the timing and content of the initial interview. Respondents were recontacted by phone about two months after their initial interview. The reinterview reports were then validated against the known information on date and content, and models of memory were developed to explain the discrepancies. Data are available from Janellen Huttenlocher, Dept. of Psychology, University of Chicago, Chicago, IL 60637.

The GSS has also served as a list sample for four substantive, follow-up studies:

1. The first follow-up study in 1987 contained questions on political tolerance designed by James Gibson (with support from NSF), and C. William Cloninger's Tridimensional Personality Scale. For this survey, 1,267 respondents were reinterviewed in person about three to four months after the 1987 GSS. The Freedom and Tolerance in the United States study is available from ICPSR (No. 9454).
2. The 1990 National Survey of Functional Health Status, conducted for John Ware at the New England Medical Center Hospitals with support from the Kaiser Family Foundation reinterviewed GSS respondents from the 1989 and 1990 surveys, plus an additional sample of people sixty-five and older from these people's households for a total sample size of 3,251. An experimental comparison of mail and telephone reinterviewing was carried out. Data are available from ICPSR.
3. The 1992 GSS Reinterview recontacted 1991 GSS respondents via a combination of mail and telephone. In all, 1,273 reinterviews were obtained for a response rate of 84.5%. The 1992 reinterview consisted of the ISSP module on social inequality, other questions on inequality and stratification from the 1991 GSS, and key demographics likely to have changed over the last year. This file is available from the Roper Center.
4. The 1996 GSS Reinterview recontacted 376 parents of children enrolled in grades 1-8 in 1996-97. The surveys dealt with educational issues in general and parental involvement in school programs in particular. The data are available from NORC.
5. From 2006 to 2012 the GSS replaced its replicating cross-sectional design to a design that uses rotating panels: As Table 1 shows below, in 2008 there were two components: a new 2008 cross-section with 2,023 cases and the first reinterviews with 1,536 respondents from the 2006 GSS. In 2010 GSS had the 3rd wave of 2006 respondents (N=1,276), 2nd wave of 2008 respondents (N=1,581), and 1st wave (cross-section) of 2010 respondents (N=2,044). In 2012 GSS had the 3rd wave of 2008 respondents (N=1,295), 2nd wave of 2010 respondents (N=1,551), and the 1st wave (cross-section) of 2012 respondents (N=1,974). In 2014 the GSS had the third and final wave of the 2010 respondents (N=1,304)

	2006	2008	2010	2012	2014
1 st wave	4510 ^a	2023	2044		
2 nd wave		1536	1581	1551	
3 rd wave			1276	1295	1304
Combined N	4510	3559	4901	4820	3847

Note:^a Of the 4,510 respondents, 2,000 respondents were selected for the 2008 panel (2nd wave).

Linked Studies

The GSS has twice been used to identify organizations or individuals connected to the GSS respondent and they have then been the object of follow-up studies:

1. National Organizations Survey (NOS): In the 1991 GSS, the name and contact information of the employer of respondent and his/her spouse was collected. A follow-up study of these employers was carried out by Arne L. Kalleberg, David Knoke, Peter V. Marsden, and Joe L. Spaeth. The National Organization Survey has 727 cases which consist of a) information on the employer, b) information about the GSS respondent and/or spouse employed by the employer, and c) aggregate industry-level information. The second wave of NOS (n=516) was collected in 2002 based on the 2002 GSS respondents. Both files are available from ICPSR.
2. On the 1994 GSS contact information was sought for a randomly chosen sibling of the respondent. Robert Hauser and Robert Mare, University of Wisconsin, are conducting a follow-up interview with that sibling. The information from the 1994 GSS and the Sibling study will be merged. The data are available from the University of Wisconsin.
3. National Congregations Study (NCS): In the 1998, 2006, and 2012 GSS, respondents who attend religious services were asked to name their religious congregation. A variety of information about each congregation was gathered from the interview with key informant at each congregation in 1998 and 2006-2007. A third round based on the 2012 GSS was conducted in 2012. These studies were carried out by Mark Chaves. More information is available from <http://www.soc.duke.edu/natcong/>.
5. National Voluntary Association Survey (NVAS): In the 2004 GSS, a sample of 1,437 respondents were asked about their group affiliations and asked to name of a key informant/group leader. These respondents were reinterviewed in 2006. This study is carried out by Lynn Smith-Lovin, Duke University.
6. GSS-National Death Index (NDI) study: In the 2009-2010, 1978-2002 GSS respondents were linked to the National Death Index. This study is carried out by Peter Muennig, Columbia University.

Supplements

Because of their special characteristics, two sets of information collected as part of the GSS proper are distributed as supplemental files that can be matched to the GSS cumulative file using case identification numbers.

1. In 1986, 10 factorial vignettes about welfare benefits were administered to GSS respondents (GSS Methodological Reports Nos 44 and 47). In this file, the unit of analysis is the vignette rather than the respondent. There are 14,700 cases and 19 variables per case. The data (NORC/GSS72-86 - Vignettes) are available from the Roper Center.
2. In 1989, occupational prestige rankings were collected from sub-samples of respondents for a total 730 occupations. From these ratings, NORC-GSS Occupational Prestige and Duncan Socio-Economic Index (SEI) scales were created by Keiko Nakao and Judith Treas (GSS Methodological Reports Nos. 69, 70, 74). The raw data from which the prestige and SEI scales were calculated are available from ICPSR (No. 9593).

Cross-national Studies

Appendix R describes the ISSP and other cross-national research connected to the GSS. Cross-national data collected by the GSS appear in either the main, cumulative file or the 1992 GSS Reinterview (above). Merged ISSP files that contain data from all countries are created by the GESIS Data Archive for the Social Sciences in Cologne and are available from them (see <http://www.gesis.org/en/issp>).

APPENDIX T:

GENERAL SOCIAL SURVEY PAPERS

This appendix lists papers and related documents concerning the General Social Surveys. Most papers are available at the GSS website, <http://www.norc.org/gss+website/>.

An annotated bibliography of papers using the General Social Surveys is also available at the GSS website, <http://www.norc.org/gss+website/>.

For information, email: smitht@norc.uchicago.edu or write to: GSS, NORC, 1155 East 60th Street, Chicago, Illinois 60637.

Newsletter

GSS NEWS, 1987-2014. (Free). 2007+ (on-line)

Other Publications

"The NORC General Social Survey: Questions and Answers," Chicago: NORC, 2004, 11 p.

James A. Davis and Tom W. Smith, The NORC General Social Survey: A User's Guide. Newbury Park, California: Sage Publications, 1992.

GSS Reports**A. Social Change Reports**

1. James A. Davis, "Communism, Conformity, Cohorts and Categories: American Tolerance in 1954 and 1972-73," Published in American Journal of Sociology, 81 (November, 1975), 491-513.
2. James A. Davis, "Background Characteristics in the U.S. Adult Population 1952-1973: A Survey-Metric Model," Published in Social Science Research, 5 (1976), 349-383.
3. Tom W. Smith, "Ms. President?: A Study of Trends in the Political Role of Women, 1936-1974," Published in Studies of Social Change Since 1948, edited by James A. Davis, NORC Report 127B, Chicago: NORC, 1976, II, 215-254. (\$7.00)
4. Tom W. Smith, "A Trend Analysis of Attitudes Towards Capital Punishment," Published in Studies of Social Change Since 1948, edited by James A. Davis, NORC Report 127B, Chicago: NORC, 1976, II, 255-318. (\$7.00)
5. Tom W. Smith, "Age and Social Change: An Analysis of the Association between Age-Cohorts and Attitude Change, 1972-1977," Paper presented at the Eastern Sociological Society, Philadelphia, April, 1978, 21p.
6. Tom W. Smith, "Happiness: Time Trends, Seasonal Variations, Inter-Survey Differences, and Other Mysteries," GSS Technical Report No.6, Chicago: NORC, 1978. Published in Social Psychology Quarterly, 42 (Spring, 1979), 18-30.
7. Tom W. Smith, "Public Opinion Regarding Various Forms of Sexual Behavior," GSS Technical Report No. 10, Chicago: NORC, 1978 (with D. Garth Taylor), 32p.
8. Tom W. Smith, "A Compendium of Trends on General Social Survey Questions," GSS Technical Report No. 15, Chicago: NORC, 1979. Revised Version, NORC Report No. 129, Chicago: NORC, 1980, 260p. (\$7.50)
9. Tom W. Smith, "General Liberalism and Social Change in Post World War II America: A Summary of Trends," GSS Technical Report No. 16, Chicago: NORC, 1979. Published in Social Indicators Research, 10 (January, 1982), 1-28.

10. James A. Davis, "Conservative Weather in a Liberalizing Climate: Change in Selected NORC General Social Survey Items, 1972-78," Published in Social Forces, 58 (June, 1980), 1129-1156.
11. Tom W. Smith, "The 75% Solution: An Analysis of the Structure of Attitudes on Gun Control, 1959-1977," Published in Journal of Criminal Law and Criminology, 71 (September, 1980), 300-316.
12. James A. Davis, "The Parental Families of Americans in Birth Cohorts 1890-1955: A Categorical, Linear-Equation Model Estimated from the NORC General Social Survey," Published in Social Indicators Research, 9 (1981), 395-453.
13. Tom W. Smith, "Public Support for Educational Spending: Trends, Rankings, and Models, 1971-1978," Published in Monitoring Educational Outcomes and Public Attitudes, edited by Kevin J. Gilmartin and Robert S. Rossi, New York: Human Sciences Press, 1982.
14. Millard Duchon, "An Evaluation of Trends in GSS Item Types--Changes Due to the 1980 GSS," GSS Technical Report No. 32, Chicago: NORC, December, 1981, 24p.
15. Tom W. Smith, "The Polls: American Attitudes toward the Soviet Union and Communism," Published in Public Opinion Quarterly, 47 (Summer, 1983), 277-292.
16. James A. Davis, "Counting Your Change for a Ten: America from 1972 to 1982 as Reflected in the NORC General Social Survey," GSS Technical Report No. 43, Chicago: NORC, June, 1983, 35p.
17. Tom W. Smith, "Cycles of Reform? A Summary of Trends Since World War II," Paper presented to the American Sociological Association, San Antonio, August, 1984, 34p.
18. James A. Davis, "New Money, An Old Man/Lady and Two's Company': Subjective Welfare in the NORC General Social Surveys, 1972-1982," Published in Social Indicators Research, 15 (November, 1984), 319-350.
19. Tom W. Smith, "Atop a Liberal Plateau? A Summary of Trends Since World War II," Published in Research in Urban Policy, I (1985), 245-257.
20. Tom W. Smith, "Catholic Attitudes toward Abortion," Published in Conscience, 5 (July/August, 1984), 6-7.
21. Tom W. Smith, "American Attitudes Toward Race Relations," Published in Public Opinion, 7 (October/November, 1984) 14-15 (with Paul B. Sheatsley), 50-53.
22. Tom W. Smith, "Did Ferraro's Candidacy Reduce Public Support for Feminism?" Unpublished NORC Report, 1985, 14p.
23. Tom W. Smith, "Trends in Attitudes on Sexual and Reproductive Issues," Paper presented to the NORC/Allensbach Conference on the Family, Chicago, October, 1985, 22p.
24. James A. Davis, "What the GSS Tells Us About Social Change, 1972-1985," GSS Technical Report No. 71, Chicago: NORC, July, 1986, 78p.
25. Tom W. Smith, "Red in the Morning: Recent Trends in American Attitudes Toward the Soviet Union and Communism," Published in The NORC Reporter, 1 (Winter, 1987), 4-5.
26. Tom W. Smith, "Counting Flocks and Lost Sheep: Trends in Religious Preference Since World War II," Chicago: NORC, February, 1988, 90p.
27. Duane F. Alwin, "Changes in Qualities Valued in Children in the United States, 1964 to 1984," Published in Social Science Research, 18 (1989), 195-236.
28. Duane F. Alwin, "Historical Changes in Parental Orientations to Children," Chicago: NORC, Fall, 1987, 38p. Published in Sociological Studies of Child Development, 3 (1988).
29. Tom W. Smith, "Liberal and Conservative Trends in the United States Since World War II," Chicago: NORC, July, 1988, Published in Public Opinion Quarterly, 54 (Winter, 1990), 479-507.
30. James A. Davis, "Communism and Cohorts Continued: American Tolerance in 1954 and 1972-87," Chicago:

- NORC, June, 1988, 69p.
31. Duane F. Alwin, "Family of Origin and Cohort Differences in Verbal Ability," Chicago: NORC, 1989, 62 p. Published in American Sociological Review, 56 (October, 1991), 625-638.
 32. Tom W. Smith, "Are Conservative Churches Growing?" Chicago: NORC, 1991, 46p. Published in Review of Religious Research, 33 (June, 1992), 305-329.
 33. James A. Davis, "Changeable Weather in a Cooling Climate Atop the Liberal Plateau: Conversion and Replacement in 42 GSS Items, 1972-1989," 49p. Published in Public Opinion Quarterly, 56 (Fall, 1992), 261-306.
 34. Tom W. Smith, "The Impact of the Televangelist Scandals of 1987-88 on American Religious Beliefs and Behaviors," Chicago: NORC, April, 1991, 32 p. Published in Public Opinion Quarterly, 56 (Fall, 1992), 360-380.
 35. Tom W. Smith, "Attitudes towards Sexual Permissiveness: Trends, Correlates, and Behavioral Connections" Chicago: NORC, March, 1992, 49 p. Revised version in Sexuality Across the Life Course, edited by Alice S. Rossi. Chicago: University of Chicago Press, (1994) 63-97.
 36. Tom W. Smith, "Is There Real Opinion Change?" Chicago: NORC, February, 1993, 17 p. Published in International Journal of Public Opinion Research, 6 (1994), 187-203.
 37. Tom W. Smith, "Generational Differences in Musical Preferences," Chicago: NORC, May 1994, 24p. Published in Popular Music and Society, 18 (Summer, 1995), 43-59.
 38. Tom W. Smith and Robert J. Smith, "Changes in Firearm Ownership Among Women, 1980-1994," Chicago: NORC, November 1994, 24p. Published in Journal of Criminal Law and Criminology, 86 (Fall, 1995), 133-149.
 39. Paul DiMaggio, John Evans and Bethany Bryson, "Have Americans' Social Attitudes Become More Polarized?" Chicago: NORC, January 1996, 71p. Published in American Journal of Sociology, 102 (Nov., 1996), 690-755.
 40. James A. Davis, "Twenty Years American Attitudes Change as Captured in the GSS," Chicago: NORC, 1997, 17p. Published as "The GSS - Capturing American Attitude Change" in The Public Perspective, 8 (February/March, 1997), 31-34.
 41. James A. Davis, "Testing the Demographic Theory of Attitude Change: Secular Attitudes in Attitudes Among U.S. Households, 1972-1996," Chicago: NORC, 1999, 65p.
 42. Tom W. Smith, "The Emerging 21st Century American Family," Chicago: NORC, 1999, 65p.
 43. Tom W. Smith, "Changes in the Generation Gap, 1972-1988," Chicago: NORC, September, 2000, 44p.
 44. Michael Hout, "Educational Progress for African Americans and Latinos in the United States from the 1950s to the 1990s: The Interaction of Ancestry and Class," Chicago: NORC, 2000, 30p.
 45. Michael Hout, Andrew Greeley, and Melissa J. Wilde, "The Demographic Imperative in Religious Change in the United States," Chicago: NORC, 2001, 48p. Published in American Journal of Sociology, 107 (Sept., 2001), 468-500.
 46. Michael Hout and Claude S. Fischer, "Explaining the Rise of Americans with No Religious Preference: Politics and Generations," Chicago: NORC, 2001, 53p. Published in American Sociological Review, 67 (April, 2002), 165-190.
 47. Tom W. Smith, "Religious Diversity in America: The Emergence of Muslims, Buddhists, Hindus, and Others," Chicago: NORC, January, 2002, 19p. Published in the Journal for the Scientific Study of Religion, 41 (September, 2002), 577-585.
 48. James A. Davis, "Did Growing Up in the 1960s Leave a Permanent Mark on Attitudes and Values? Evidence from the GSS," Chicago: NORC, 2002, 24pp. Published in Public Opinion Quarterly, 69 (Summer, 2004), 161-183.

49. Tom W. Smith and Seokho Kim, "The Vanishing Protestant Majority," Chicago; NORC, 2004, 23pp. published in Journal for the Scientific Study of Religion. 44 (June, 2005), 211-224.
50. Tom W. Smith, "The Laws of Studying Societal Change," Chicago; NORC, 2005, 8pp. Survey Research, 36 (2005) 1-5, Revised and Expanded as "Formulating the Laws for Studying Societal Change," Chicago: NORC, 2006.
51. James A. Davis, "Gradual Increases in Americans' Tolerance of Free Expression, 1972-2004," Chicago: NORC, March, 2007.
52. James A. Davis, "On the Seemingly Relentless Progress in Americans' Support for Free Expression, 1972- 2006," Chicago: NORC, June, 2008.
53. Tom W. Smith, "Changes in Family Structure, Family Values, and Politics, 1972- 2006," Chicago: NORC, 2008.
54. Tom W. Smith, "Trends in Confidence in Institutions, 1973-2006," Chicago: NORC, 2008.
55. Tom W. Smith, "Trends in Willingness to Vote for a Black and Woman for President, 1972-2008" Chicago: NORC, 2009.
56. Davis, James A. "On the Shapes of Social Change" Chicago: NORC, 2009.
57. Tom W. Smith, "An Analysis of Cohort Differences on Abortion Attitudes, 1972-2006" Chicago: NORC, 2009.
58. James A. Davis, "A Rough and Ready Approach to Aging and Cohort Replacement" Chicago: NORC, 2010.
59. Tom W. Smith, "Trends in Support for Civil Liberties," Chicago: NORC, 2011.
60. James A. Davis, "A Generation of Attitude Trends among U.S. Householders as Measured in the NORC General Social Survey 1972-2010." Chicago: NORC, 2011. Published in Social Science Research, 42 (2013), 571-583.

B. GSS Methodological Reports

1. Tom W. Smith, "Can We Have Confidence in Confidence? Revisited," GSS Technical Report No. 1. Chicago: NORC, 1977. Superseded by GSS Technical Report No. 11. Published in Denis F. Johnston, ed., Measurement of Subjective Phenomena, Washington, D.C.: GPO, 1981, 119-189.
2. Tom W. Smith, "In Search of House Effects: A Comparison of Responses to Various Questions by Different Survey Organizations," GSS Technical Report No. 2, Chicago: NORC, October, 1977. Published in Public Opinion Quarterly 42, (Winter, 1978), 443-463.
3. C. Bruce Stephenson, "Weighting the General Social Surveys for Bias Relating to Household Size," GSS Technical Report No. 3, Chicago: NORC, 1978, 14p.
4. Tom W. Smith, "Size of Place Codes in the 1972-1977 General Social Surveys," GSS Technical Report No. 4, Chicago: NORC, 1978. Appendix 2 covering 1980 Census added April, 1984.
5. Tom W. Smith, "Response Rates on the 1975-1978 General Social Surveys with Comparisons to the Omnibus Surveys of the Survey Research Center, 1972-1976," GSS Technical Report No. 7, Chicago: NORC, 1978, 10p.
6. Tom W. Smith, "Ethnic Measurement and Identification," GSS Technical Report No. 8, Chicago: NORC, 1978. Published in Ethnicity 7, (March, 1980), p. 78-95.
7. C. Bruce Stephenson, "Probability Sampling with Quotas: An Experiment," GSS Technical Report No. 5, Chicago: NORC, revised April, 1979. Published in Public Opinion Quarterly 43, (Winter 1979), p. 477-496.
8. Tom W. Smith, "An Analysis of Test/Retest Experiments on the 1972, 1973, 1974, and 1978 General Social Surveys," GSS Technical Report No. 14, Chicago: NORC, 1979 (with C. Bruce Stephenson), 85p.

9. Tom W. Smith, "Sex and the GSS: Nonresponse Differences," GSS Technical Report No. 17, Chicago: NORC, 1979, 14p.
10. Tom W. Smith, "Situational Qualifications to Generalized Absolutes: An Analysis of Approval of Hitting Questions on the General Social Surveys," GSS Technical Report No. 21, Chicago: NORC, 1980. Published in Public Opinion Quarterly 45 (Summer, 1981), 224-230.
11. Tom W. Smith, "Self-Employment--An Analysis of GSS Measures of Employment Status," GSS Technical Report No. 20, Chicago: NORC, 1980, 10p.
12. Tom W. Smith, "The Subjectivity of Ethnicity," Published in Surveying Subjective Phenomena, edited by Charles F. Turner and Elizabeth Martin. New York: Russell Sage, 1985, 117-128.
13. Nora Cate Schaeffer, "A General Social Survey Experiment in Generic Words," GSS Technical Report No. 22, Chicago: NORC, 1981. Published in Public Opinion Quarterly, 46 (Winter, 1982), 572-581.
14. Tom W. Smith, "House Effects: A Comparison of the 1980 General Social Survey and the 1980 American National Election Study," GSS Technical Report No. 23, Chicago: NORC, 1980, revised, 1981. Published in Public Opinion Quarterly, 46 (Spring, 1982), 54-68.
15. Tom W. Smith, "Non-Attitudes: A Review and Evaluation," Published in Surveying Subjective Phenomena, edited by Charles F. Turner and Elizabeth Martin, New York: Russell Sage, 1985.
16. Tom W. Smith, "The Hidden 25 Percent: An Analysis of Nonresponse on the 1980 General Social Survey," GSS Technical Report No. 25, Chicago: NORC, 1981. Published in Public Opinion Quarterly, 47 (Fall, 1983), 386-404.
17. Tom W. Smith, "Educated Don't Knows: An Analysis of the Relationship between Education and Item Nonresponse," GSS Technical Report No. 28, Chicago: NORC, 1981. Published in Political Methodology, 8 (1982), 47-58.
18. Tom W. Smith, "Problems in Ethnic Measurement: Over-, Under-, and Misidentification," GSS Technical Report No. 29, Chicago: NORC, 1982. Published in the Proceedings of the Social Statistics Section, American Statistical Association, 1983, 107-116.
19. Tom W. Smith, "Contradictions on the Abortion Scale," GSS Technical Report No. 31, Chicago: NORC, 1981, 12p.
20. Tom W. Smith, "Conditional Order Effects," GSS Technical Report No. 33, Chicago: NORC, May 1982, 30p.
21. Tom W. Smith, "Discrepancies in Past Presidential Vote," GSS Technical Report No. 34, Chicago: NORC, July, 1982, 19p.
22. Tom W. Smith, "Recalling Attitudes: An Analysis of Retrospective Questions on the 1982 General Social Survey," GSS Technical Report No. 35, Chicago: NORC, July, 1982. Published in Public Opinion Quarterly, 48 (Fall, 1984), 639-649.
23. Tom W. Smith, "An Experimental Comparison of Clustered and Scattered Scale Items," GSS Technical Report No. 36, Chicago: NORC, August, 1982. Published in Social Psychology Quarterly, 46 (June, 1983), 163-168.
24. Tom W. Smith, "Attitude Constraint as a Function of Non-Affective Dimensions," GSS Technical Report No. 39, Chicago: NORC, 1982, 23p.
25. Tom W. Smith, "Using Temporary Refusals to Estimate Nonresponse Bias," GSS Technical Report No. 38, Chicago: NORC, 1983. Revised version published in Sociological Perspectives, 27 (October, 1984), 473-489.
26. Duane F. Alwin and Jon A. Krosnick, "The Measurement of Values for Children: A Comparison of Ratings and Rankings," GSS Technical Report No. 40, Chicago: NORC, April, 1983. Published in Public Opinion Quarterly, 49 (Winter, 1985), 535-552.
27. Tom W. Smith, "Children and Abortions: An Experiment in Question Order," GSS Technical Report No. 42,

- Chicago: NORC, 1983, 11p.
28. Tom W. Smith, "A Comparison of Telephone and Personal Interviewing," Chicago: NORC, 1984, 20p.
 29. Glenn R. Dempsey, "Scaling Political Views and Social Status: A Comparison of Two Methods," GSS Technical Report No. 45, Chicago: NORC, September, 1984, 14p.
 30. Tom W. Smith, "A Preliminary Analysis of Methodological Experiments on the 1984 GSS," GSS Technical Report No. 49, Chicago: NORC, 1984, 43p.
 31. Bruce L. Peterson, "Confidence: Categories and Confusion," GSS Technical Report No. 50, Chicago: NORC, September, 1985, 50p.
 32. Ronald S. Burt, "Network Items and the General Social Survey," GSS Technical Report No. 53, Chicago: NORC, Fall, 1984. Published in Social Networks, 6 (1985), 293-339.
 33. Tom W. Smith, "That Which We Call Welfare by Any Other Name Would Smell Sweeter: An Analysis of the Impact of Question Wording on Response Patterns," GSS Technical Report No. 55, Chicago: NORC, 1985. Published in Public Opinion Quarterly, 51 (Spring, 1987), 75-83.
 34. Tom W. Smith, "Unhappiness on the 1985 GSS: Confounding Change and Context," GSS Technical Report No. 56, Chicago: NORC, 1985. Revised 1986, 15p.
 35. Tom W. Smith, "An Analysis of the Accuracy of Spousal Reports," GSS Technical Report No. 57, Chicago: NORC, 1985, 15p.
 36. Tom W. Smith and Bruce L. Peterson "Problems in Form Randomization on the General Social Surveys," GSS Technical Report No. 58, Chicago: NORC, 1986, 31p.
 37. Ronald S. Burt, "A Note on Sociometric Order in the General Social Survey Network Data," GSS Technical Report No. 60, Chicago: NORC, 1985, Published in Social Networks, 8 (June, 1986), 149-174.
 38. Ronald S. Burt and Miguel G. Guilarte, "A Note on Scaling the General Social Survey Network Item Response Categories," GSS Technical Report No. 61, Chicago: NORC, 1985. Published in Social Networks, 8 (December, 1986), 387-396.
 39. Ronald S. Burt, Peter V. Marsden, and Peter H. Rossi, "A Research Agenda for Survey Network Data," GSS Technical Report No. 62, Chicago: NORC, Summer, 1985.
 40. Ronald S. Burt, "A Note on the General Social Survey's Ersatz Network Density Item," GSS Technical Report No. 63, Chicago: NORC, 1985. Published in Social Networks, 9 (June, 1987), 73-85.
 41. Ronald S. Burt, "A Note on Missing Network Data in the General Social Survey," GSS Technical Report No. 64, Chicago: NORC, January, 1986. Published in Social Networks, 9 (June, 1987), 63-73.
 42. Tom W. Smith, "Attrition and Bias on the International Social Survey Program (ISSP) Supplement," GSS Technical Report No. 66, Chicago: NORC, 1986, 21p.
 43. Tom W. Smith, "Classifying Protestant Denominations," GSS Technical Report No. 67, Chicago: NORC, 1986, 44p. Published in Review of Religious Research, 31 (1990), 225-245.
 44. Tom W. Smith, "A Study of Non-Responses and Negative Values on the Factorial Vignettes on Welfare," GSS Technical Report No. 69, Chicago: NORC, 1986, 34p.
 45. Jon A. Krosnick and Duane F. Alwin, "An Evaluation of a Cognitive Theory of Response Order Effects in Survey Measurement," GSS Technical Report No. 73, Chicago: NORC, February, 1986. Published in Public Opinion Quarterly, 51 (Summer, 1987), 201-219.
 46. Jon A. Krosnick and Duane F. Alwin, "Satisficing: A Strategy for Dealing with the Demands of Survey Questions," GSS Technical Report No. 74, Chicago: NORC, March, 1987, 24p.

47. Greg J. Duncan and Fred Groskind, "Some Methodological Aspects of Responses to the 1986 GSS Welfare Entitlement Vignettes," GSS Technical Report No. 75, Chicago: NORC, May, 1987, 17p.
48. Tom W. Smith, "A Review of the Use of Public Opinion Data by the Attorney General's Commission on Pornography," Published in Public Opinion Quarterly, 51 (Summer, 1987), 249-267.
49. Tom W. Smith, "Inconsistent People," Report prepared for Panel on Survey Measurement of Subjective Phenomena, National Academy of Sciences, 1980, 8p.
50. Tom W. Smith, "Phone Home: An Analysis of Household Telephone Ownership," Chicago: NORC, August, 1987, 28p. Published in International Journal of Public Opinion Research, 2 (1990), 369-390.
51. Tom W. Smith, "Random Probes of GSS Questions," Chicago: NORC, February, 1988, 20p. Published in International Journal of Public Opinion Research, 1 (1989), 305-325.
52. Tom W. Smith, "Rotation Designs of the GSS," Chicago: NORC, February, 1988, 19p.
53. Howard Schuman and Jacqueline Scott, "Replication of Two GSS Question Form Effect Experiments: 1974 and 1982," Chicago: NORC, April, 1988, 15p. Published in Sociological Methods and Research, 17 (May, 1989), 398-408.
54. Kenneth A. Rasinski, "The Effect of Question Wording on Public Support for Government Spending," Chicago: NORC, May, 1988, 30p. Published in Public Opinion Quarterly, 53 (1989), 388-396.
55. Tom W. Smith, "Context Effects in the GSS" Chicago: NORC, August, 1988, 23p. Published in Measurement Errors in Surveys, edited by Paul P. Biemer, Robert M. Groves, Lars E. Lyberg, Nancy A. Mathiowetz, and Seymour Sudman. New York: John Wiley & Sons, 1991.
56. Tom W. Smith, "Timely Artifacts: A Review of Measurement Variation in the 1972-1988 GSS," Chicago: NORC, Sept, 1988, 28p.
57. Ethan Ligon, "Rationale and Construction of Poverty Measures in the General Social Survey," Chicago: NORC, September, 1988, 23p.
58. Tom W. Smith, "A Methodological Review of the Sexual Behavior Questions on the 1988 GSS," Chicago: NORC, November, 1988, 17p. See GSS Methodological Report No. 65.
59. Tom W. Smith, Sara P. Crovitz, and Christopher Walsh, "Measuring Occupation: A Comparison of the 1970 and 1980 Occupational Classification Systems of the Bureau of the Census," Chicago: NORC, December, 1988, 18p.
60. Tom W. Smith, "Trends in Voluntary Group Membership: Comments on Baumgartner and Walker," Chicago: NORC, February, 1989, 21p. Published in American Journal of Political Science, 34 (August, 1990), 646-661.
61. Duane F. Alwin and Jon A. Krosnick, "The Reliability of Attitudinal Survey Data: The Influence of Question and Respondent Characteristics," Chicago: NORC, 1989, 65p.
62. Duane F. Alwin, "Problems in the Estimation and Interpretation of Survey Data," Chicago: NORC, February, 1989, 76p.
63. James A. Davis, "On Sample Sizes in Contemporary Sociological Research," Chicago: NORC, July, 1989, 28p.
64. Ethan Ligon, "The Development and Use of a Consistent Income Measure for the General Social Survey," Chicago: NORC, September, 1989, 16p.
65. Tom W. Smith, "A Methodological Review of the Sexual Behavior Questions on the 1988 and 1989 GSS," Chicago: NORC, October, 1989, 23p. Published in Journal of Official Statistics, 8 (1992), 309-325.
66. Tom W. Smith, "Some Thoughts on the Nature of Context Effects," Chicago: NORC, September, 1989, 53p.

Published in Context Effects in Social and Psychological Research, edited by Norman Schwarz and Seymour Sudman. New York: Springer-Verlag, 1991.

67. Tom W. Smith, "An Analysis of Missing Data in the Study of Intergenerational Mobility," Chicago: NORC, December, 1989, 24p.
68. Tom W. Smith, "Discrepancies between Men and Women in Reporting Number of Sexual Partners: A Cross-National Comparison," Chicago: NORC, September, 1990, 25p. Published in Social Biology, 39 (Fall/Winter, 1992), 203-211.
69. Keiko Nakao, Robert W. Hodge, and Judith Treas, "On Revising Prestige Scores for All Occupations," Chicago: NORC, October, 1990, 25p.
70. Keiko Nakao and Judith Treas, "Computing 1989 Occupational Prestige Scores," Chicago: NORC, 1990, 64p. Published as "Updating Occupational Prestige and Socioeconomic Scores: How the New Measures Measure Up," Sociological Methodology, 24 (1994), 1-72.
71. Tom W. Smith, "An Analysis of Missing Income Information on the General Social Surveys," Chicago: NORC, 1991, 12p.
72. Peter V. Marsden, "The Reliability of Network Density and Composition Measures," Chicago: NORC, 1991, 23p. Published in Social Networks, 15 (1993), 399-421.
73. Tom W. Smith, "A Report on the GSS Household Enumeration Variables," Chicago: NORC, 1992, 12p.
74. Keiko Nakao and Judith Treas, "The 1989 Socioeconomic Index of Occupations: Construction from the 1989 Occupational Prestige Scores," Chicago: NORC, 1992, 32p. Published as "Updating Occupational Prestige and Socioeconomic Scores: How the Measures Measure Up," Sociological Methodology, 24 (1994), 1-72.
75. Tom W. Smith, "The 1992 General Social Survey Reinterview," Chicago: NORC, 1992, 5p.
76. Tom W. Smith, "An Analysis of Response Patterns to the Ten-Point Scalometer," Chicago: NORC, 1992, 17p. Published in the Proceedings of the Section on Survey Research Methods, American Statistical Association. Alexandria, VA: American Statistical Association, 1994.
77. Tom W. Smith, "The Relationship of Age to Education Across Time," Chicago: NORC, 1992, 18p. Published in Social Science Research, 22 (1993), 300-311.
78. Tom W. Smith, "Little Things Matter: A Sampler of How Differences in Questionnaire Format Can Affect Survey Responses," Chicago: NORC, July, 1993, 8p.
79. Tom W. Smith, "Notes on John Brehm, The Phantom Respondent: Opinion Surveys and Political Representation," Chicago: NORC, July, 1993, 5p.
80. Tom W. Smith, "A Comparison of Two Confidence Scales," Chicago: NORC, December, 1993, 14p.
81. Tom W. Smith, "A Comparison of Two Governmental Spending Scales," Chicago: NORC, March, 1994, 16p.
82. Tom W. Smith, "Trends in Non-Response Rates Chicago: NORC, August 1994, 18p. Published in International Journal of Public Opinion Research, 7 (1995), 157-171.
83. Tom W. Smith, "Some Aspects of Measuring Education." Published in Social Science Review, 24 (1995), 215-242.
84. Tom W. Smith, "Context Effects Resulting from the Revision of the GSS Core in 1994," Chicago: NORC, January 1995, 9p.
85. Tom W. Smith, "A Review of Ethno-Racial Measures on the General Social Survey," Chicago: NORC, June 1995, 19p.
86. Tom W. Smith, "The Impact of the Presence of Others on a Respondent's Answers to Questions," Chicago:

- NORC, December 1995, 12p. Published in International Journal of Public Opinion Research, 9 (Spring, 1997), 33-47.
87. Tom W. Smith, Hae-Choon Shin and Xiaoxi Tong, "A Report on Sample Frame Comparisons and Design Effects on the 1993 General Social Survey," Chicago: NORC, February 1996, 40p.
 88. Tom W. Smith, "A Review of Church Attendance Measures," Chicago: NORC, 1996, 12p. Published in American Sociological Review, 63 (February, 1998), 131-136.
 89. Tom W. Smith, "Measuring Race by Observation and Self-Identification," Chicago: NORC, 1997, 12p.
 90. Tom W. Smith, "Examining the Relationship between Educational Attainment, Age/Cohort, and Dependent Variables," Chicago: NORC, 1998, 8p.
 91. Tom W. Smith, "Measuring Inter-racial Friendships: Experimental Comparisons," Chicago: NORC, 29p. Published in Social Science Research, 31 (Dec., 2002), 576-593.
 92. Tom W. Smith, "A Methodological Analysis of HIV Risk Behavior from the 1988-1998 General Social Survey," Chicago: NORC, 1999, 73p.
 93. Tom W. Smith, "Aspects of Measuring Race: Race by Observation vs. Self-Reports and Multiple Mentions of Ethnicity and Race," Chicago: NORC, July, 2001, 20p.
 94. Peter V. Marsden, "Interviewer Effects in Measuring Network Size Using a Single-Name Generator," Harvard University, June 2001, 32p.
 95. Tom W. Smith, "An Experimental Comparisons of the Internet and In-Person Surveys," Chicago: NORC, October, 2001. Published in International Journal of Public Opinion Research, 15 (2003), 161-179.
 96. Tom W. Smith, "Measuring Racial and Ethnic Discrimination," Chicago: NORC, 2002.
 97. Tom W. Smith, "A Methodological Analysis of HIV Risk Behavior from the 1998-2002 General Social Survey," Chicago: NORC, 2003, 80pp.
 98. Tom W. Smith and Seokho Kim, "A Review of CAPI-Effects on the 2002 General Social Survey," Chicago: NORC 2003, 13pp.
 99. Tom W. Smith and Michael Dennis, "Comparing the Knowledge Networks Web-Enabled Panel and the In-Person 2002 General Social Survey: Experiments with Mode, Format, and Question Wording," Chicago: NORC, 2004, 16pp.
 100. Jibum Kim, Tom W. Smith, Seokho Kim, Jeong-han Kang, and Jennifer Berktold, "Comparison between SAQ and CASI for Supplemental Survey Nonresponse," Chicago: NORC, 2004. 16pp. Published in Field Methods, 22 (2010), 57-69
 101. Michael Hout, "Getting the Most Out of the GSS Income Measures," Chicago: NORC, 2004, 14pp.
 102. Tom W. Smith, "Discrepancies in Gender Codes," Chicago: NORC, 2005.
 103. Tom W. Smith, "The Impact of Alternative Response Scales on Measuring Self-ratings of Health," Chicago: NORC, 2005. 9p. Published in Survey Practice, 1 (2008) at www.surveypractice.org
 104. Tom W. Smith, "An Experimental Comparison of Methods of Measuring Ethnicity," Chicago: NORC, 2005. Published in Field Methods, 20 (2008), 171-178.
 105. Tom W. Smith, "A Revisit to 'The Vanishing Protestant Majority' and Expanded Religious Probes on the 2004 General Social Survey," Chicago: NORC, 2005.
 106. Tom W. Smith, "The Subsampling of Nonrespondents on the 2004 General Social Survey," Chicago: NORC, 2006.

107. Tom W. Smith, "Wording Effects on the National Spending Priority Items Across Time, 1984-2004," Chicago: NORC, 2006.
108. Jibum Kim, Tom W. Smith, Jeong-han Kang, John Sokolowski, "Community Context and Cooperation Rate," Chicago: NORC, 2006.
109. Tom W. Smith, "An Evaluation of Spanish Questions on the 2006 General Social Survey," Chicago: NORC, 2007.
110. Tom W. Smith and Seokho Kim, "Counting Religious Nones and Other Religious Measurement Issues: A Comparison of the Baylor Religion Survey and General Social Survey," Chicago: NORC, 2007.
111. Niel Malhorta, Jon A. Krosnick, and Edward Haertel, "The Psychometric Properties of the GSS WORDSUM Vocabulary Test," Chicago: NORC. 2007.
112. Tom W. Smith and John Sokolowski, "Using Audio-Visuals in Surveys," Chicago: NORC, 2008.
113. Tom W. Smith, "2006-2008 General Social Survey Panel Validation," Chicago: NORC, 2009.
114. Tom W. Smith, "Response Order and Response Balance Effects Experiments on the 2008 General Social Survey," Chicago, NORC. 2009.
115. Tom W. Smith, "An Analysis of New Vocabulary Items on the 2008 General Social Survey," Chicago, NORC. 2009.
116. Tom W. Smith and Jibum Kim, "An Assessment of the Multi-level Integrated Database Approach," Chicago, NORC, 2009.
117. Tom W. Smith, "An Analysis of Computer Assisted Recorded Interviews (CARI) on the 2008 General Social Survey" Chicago, NORC, 2010.
118. Tom W. Smith and Jaesok Son, "An Analysis of Panel Attrition and Panel Change on the 2006-2006 General Social Survey Panel," Chicago: NORC, 2010.
119. Michael Hout and Orestes P. Hastings, "Reliability Estimates from the GSS Core Items from the Three-Wave Panels, 2006-2010," Chicago: NORC, 2012.
120. Jibum Kim, Jaesok Son, Jodie Daquilanea, Lauren Doerr, Faith Laken, Peter K. Kwok, Steven Pedlow, Hee-Choon Shin, and Tom W. Smith. 2012. "Trends and Correlates in Income Nonresponse: Forty Years of the General Social Survey," GSS Methodological Report No. 120, Chicago: NORC, 2012.
121. Tom W. Smith and Jibum Kim, "The Multi-Level, Multi-Source Approach to Improving Survey Research," Chicago: NORC, 2013.
122. Tom W. Smith and Jaesok Son "Measuring Occupational Prestige on the 2012 General Social Survey", GSS Methodological Reports No. 122, Chicago: NORC, 2014.
123. Tom W. Smith, Faith Laken and Jaesok Son, "Gun Ownership in the United States: Measurement Issues and Trends," GSS Methodological Reports, Chicago: NORC, 2014.

C. GSS Cross-National Reports

1. Rolf Porst, "Educational Aims in the United States of America and in the Federal Republic of Germany--A Cross National Comparison," GSS Technical Report No. 51, Chicago: NORC, October, 1984, 26p.
2. Cornelia Krauth, "Attitudes towards Women's Role--A Comparative Analysis Based on the 1977 NORC General Social Survey (GSS) and the 1982 German General Social Survey (ALLBUS)," GSS Technical Report No. 52, Chicago: NORC, October, 1984, 19p.
3. Werner Hagstotz, "Is there a 'Legitimacy Gap'? Discrepancies between Government Policies and Public Opinion," GSS Technical Report No. 54, Chicago: NORC, January, 1985, 36p.

4. James A. Davis, "British and American Attitudes: Similarities and Contrasts," Published in British Social Attitudes: The 1986 Report, Edited by Roger Jowell, Sharon Witherspoon, and Lindsay Brook, Hants, England: Gower, 1986, 89-114.
5. Tom W. Smith, "The Polls: The Welfare State in Cross-National Perspective," Published in Public Opinion Quarterly, 51 (Fall, 1987), 404-421.
6. James A. Davis, "Bee-tas and Bay-tas: How Social Structure Shapes Attitudes in Britain and the United States," Paper presented to the American Sociological Association, Chicago, August, 1987. (Abstract, table, and figures are available), 20p.
7. Tom W. Smith, "Social Inequality in Cross-National Perspective," Chicago: NORC, Oct., 1988, 36p. Published in Attitudes to Inequality and the Role of Government, edited by Jos Becker, et al., 1990.
8. Tom W. Smith, "the Ups and Downs of Cross-National Survey Research," Chicago: NORC, December, 1988, 15p. Published in IASSIST Quarterly, 12 (Winter, 1989), 18-24.
9. James A. Davis, "Attitudes toward Free Speech in Six Countries in the Mid 1980s: Australia, Austria, Great Britain, Italy, the United States, and West Germany," Chicago: NORC, January, 1989, 44p. Published in European Sociological Review, 6 (May, 1990), 1-14.
10. Tom W. Smith, "Inequality and Welfare," Chicago: NORC, 1989, Published in British Social Attitudes: Special International Report, edited by Roger Jowell, Sharon Witherspoon, and Lindsay Brook. Aldershot: Gower, 1989.
11. James A. Davis and Roger Jowell, "Measuring National Differences: An Introduction to the International Social Survey Programme (ISSP)," in British Social Attitudes: Special International Report, edited by Roger Jowell, Sharon Witherspoon, and Lindsay Brook. Aldershot: Gower, 1989.
12. Walter Funk, "Family and Changing Sex-Roles: Some Preliminary Findings about Sex-Role Attitudes in Germany and the United States," Chicago: NORC, January, 1991, 23p.
13. Duane F. Alwin, Michael Braun and Jacqueline Scott, "The Separation of Work and the Family: Attitudes toward Women's Labor Force Participation in Germany, Great Britain and the United States," Chicago: NORC 1991, 43 p. Published in European Sociological Review, 8 (May, 1992), 13-37.
14. Arne L. Kalleberg and David Stark, "Career Strategies in Capitalism and Socialism: Work Values and Job Rewards in the United States and Hungary," Chicago: NORC, 1992, 33p. Published in Social Forces, 72 (Sept., 1993), 181-198.
15. Kenneth A. Rasinski, Tom W. Smith, and Sara Zuckerbraun, "A Better Environment, But at What Price?: Fairness Motivations and Tradeoffs Underlying Public Support for Government Spending on the Environment in Nine Nations," Chicago: NORC, February, 1994, 34p. Published in Journal of Social Issues, 50 (1994), 179-197.
16. Tom W. Smith, "Environmental and Scientific Knowledge around the World," Chicago: NORC, January, 1996, 37p. Published in Shades of Green, edited by Alan Frizzell and Jon P. Pammett. Ottawa: Carleton University Press. 1997.
17. Tom W. Smith, "Improving Cross-National Survey Research by Measuring the Intensity of Response Categories," Chicago: NORC, 1997, 24p.
18. James A. Davis, "System Cynicism in Twenty Contemporary Nations," Chicago: NORC, 1997, 24p.
19. Tom W. Smith and Lars Jarkko, "National Pride: A Cross-National Analysis," Chicago, NORC, 1998, 45p.
20. Tom W. Smith, "A Cross-National Comparison of Attitudes towards Work by Age and Labor Force Status," Chicago: NORC, 2000, 50p.
21. Tom W. Smith, "Public Support for Governmental Benefits for the Elderly across Countries and Time," Chicago: NORC, 2000, 27p.
22. Tom W. Smith, "Constructing Cross-National Surveys," Chicago: NORC, 2002, 40p. Published as "Developing and Evaluating Cross-National Survey Instruments," in Methods for Testing and Evaluating Survey Questionnaires, edited by Stanley Presser, et al. New York: John Wiley & Sons, 2004.

23. Tom W. Smith, "Methods for Assessing and Calibrating Response Scales across Countries and Languages," Chicago: NORC, 2004. Published in Comparative Sociology, 4 (2005), 365-415.
24. Tom W. Smith, "Survey Non-Response Procedures in the Cross-National perspective: The 2005 ISSP Non-Response Survey," Chicago: NORC, 2005. Published in Survey Research Methods, 1 (2007): 45-54
25. Tom W. Smith, Jibum Kim, Achim Koch, and Alison Park. "Social-Science Research and the General Social Surveys," Chicago: NORC, 2005. Published in Comparative Sociology, 5 (2006), 33-43.
26. Tom W. Smith and Seokho Kim. "National Pride in Comparative Perspective: 1995/96 and 2003/04," Chicago: NORC, 2005. Published in International Journal of Public Opinion Research, 18 (2006), 127-136.
27. Tom W. Smith, "National Pride in Specific Domains," Chicago: NORC, 2006.
28. Tom W. Smith, "Surveying across Nations and Cultures," in Handbook of Survey Research, 2nd edition, edited by James D. Wright and Peter V. Marsden. San Diego: Elsevier, 2010.
29. Tom W. Smith, "A Report on the 2006 ISSP Non-Response Survey," Chicago: NORC 2007, 23p.
30. Tom W. Smith. "Religious Change Around the World," Chicago, NORC 2009.
31. Tom W. Smith, "Cross-National Differences in Attitudes towards Homosexuality," Chicago: NORC. 2011.
32. Tom W. Smith, "Beliefs about God across Time and Countries," Chicago: NORC, 2012. Published in ISSP Data Report: Religious Attitudes and Religious Change, edited by Insa Bechert and Markus Quandt. Cologne: GESIS, 2013.
33. Tom W. Smith, "Surveying Hard-to-Reach Populations in Comparative Perspective," Chicago: NORC, 2012. Revised version published in Roger Tourangeau et al., eds., Hard-to-Survey Populations. Cambridge: Cambridge University Press, 2014.
34. Tom W. Smith, Jaesok Son, and Jibum Kim, "Public Attitudes towards Homosexuality and Gay Rights across Time and Countries," Chicago: NORC, 2014.

D. GSS Topical Reports

1. Tom W. Smith, "Public Opinion and Public Regard for the Federal Government," Published in Making Bureaucracies Work, edited by Carol Weiss and Allen Barton, Beverly Hills: Sage, 1980 (With D. Garth Taylor and Nancy A. Mathiowetz), 36-63.
2. James A. Davis, "Background Variables and Opinions in the 1972-1977 NORC General Social Surveys: Ten Generalizations about Age, Education, Occupational Prestige, Race, Religion, and Sex, and Forty-nine Opinion Items," GSS Technical Report No. 18, Chicago: NORC, 1979, 84p.
3. Tom W. Smith, "College Dropouts: An Analysis of the Psychological Well-Being and Attitudes of Various Educational Groups," GSS Technical Report No. 26, Chicago: NORC, June, 1981. Published in Social Psychology Quarterly, 45 (March 1982), 50-53.
4. Tom W. Smith, "Hardship, Hard Times, and Hard Hearts," Published in Civil Rights Quarterly Perspectives, 13 (Summer/Fall, 1981), 26-29.
5. James A. Davis, "Up and Down Opportunity's Ladder," Published in Public Opinion, 5 (June/July, 1982), 11-15, 48-51.
6. James A. Davis, "Achievement Variables and Class Cultures: Family, Job and Forty-Nine Dependent Variables in the Cumulative General Social Survey," Published in American Sociological Review, 47 (October, 1982), 569-586.
7. James A. Davis, "Americans View the Military: Public Opinion in 1982," NORC Report No. 131. Chicago: NORC, April, 1983 (with Jennifer Lauby and Paul Sheatsley), ix, 121p. (\$8.00)
8. Tom W. Smith, "Working Wives and Women's Rights: The Connection between the Employment Status of Wives and

- the Feminist Attitudes of Husbands," GSS Technical Report No. 41, Chicago: NORC, 1983. Published in Sex Roles, 12 (1985), 501-508.
9. Tom W. Smith, "America's Religious Mosaic," Published in American Demographics, 6 (June, 1984), 18-23.
 10. Tom W. Smith, "The Polls: Gender and Attitudes Towards Violence," Published in Public Opinion Quarterly, 48 (Spring, 1984), 384-396.
 11. Peter V. Marsden, "The Discussion Network of the American Population," GSS Technical Report No. 59, Chicago: NORC, 1985. Published in American Sociological Review, 52 (February, 1987), 122-131.
 12. Tom W. Smith, "The Polls: Social Security," Published in Public Opinion Quarterly, 49 (Winter, 1985), 561-572 (with Robert Y. Shapiro).
 13. James A. Davis and Paul B. Sheatsley, "Americans View the Military: A 1984 Update," NORC Report No. 132, Chicago: NORC, December, 1985, 108p. (\$9.00)
 14. Ronald S. Burt, "Strangers, Friends, and Happiness," GSS Technical Report No. 72, Chicago: NORC, Summer, 1986. Published in Social Networks, 9 (1987), 311-331.
 15. Tom W. Smith, "Strange Bedfellows? An Analysis of Attitudes towards Feminism and Pornography," Chicago: NORC, February, 1987, 23p.
 16. Lawrence Bobo and Franklin D. Gilliam, Jr., "Race, Sociopolitical Participation and Black Empowerment," Chicago: NORC, October, 1988, 47p. Published in American Political Science Review, 84 (June, 1990), 377-393.
 17. Andrew M. Greeley, Robert T. Michael, and Tom W. Smith, "Americans and Their Sexual Partners," Chicago: NORC, May, 1989, 22p. Published in Society, 27 (July/Aug., 1990), 36-42.
 18. Tom W. Smith, "Adult Sexual Behavior in 1989: Number of Partners, Frequency, and Risk," Chicago: NORC, 34p. Published in Family Planning Perspectives, 23 (May/June, 1991), 102-107.
 19. Tom W. Smith, "Ethnic Images," Chicago: NORC, November, 1990, 18p.
 20. Lawrence Bobo and James R. Kluegel, "Economic- Versus Race-Targeted Policy: Public Opinion on the New Liberal Welfare Agenda," Chicago: NORC, May, 1991, 42 p. Published as "Opposition to Race-Targeting; Self-Interest, Stratification Ideology, or Racial Attitudes?" American Sociological Review, 58 (August, 1993), 443-464.
 21. Lawrence Bobo and James R. Kluegel, "Modern American Prejudice: Stereotypes, Social Distance, and Perceptions of Discrimination toward Blacks, Hispanics and Asians," Chicago: NORC, October, 1991, 62 p.
 22. Tom W. Smith, "Changing Racial Labels: From Colored to Negro to Black to African American," Chicago: NORC, February, 1992, 24p. Published in Public Opinion Quarterly 56 (Winter, 1992): 496-514.
 23. Peter V. Marsden, Arne L. Kalleberg and Cynthia R. Cook, "Gender Differences in Organizational Commitment: Influences of Work Positions and Family Roles," Chicago: NORC, May, 1992, 24p. Published in Work and Occupations, 20 (August, 1993), 368-390.
 24. Arne L. Kalleberg and Peter V. Marsden, "Organizational Commitment and Job Performance in the U.S. Labor Force," Chicago: NORC, February, 1993, 45 p. Published in Research in the Sociology of Work, Vol. 5: The Meaning of Work, edited by Richard L. Simson and Ida Harper Simpson (Greenwich, Conn: JAI Press, 1993).
 25. Tom W. Smith, "American Sexual Behavior: Trends, Socio-Demographic Differences, and Risk Behavior," Chicago: NORC, October 1993, 70p. Published in The Demography of Social Behavior, edited by Jayne Garrison, Mark D. Smith, and Douglas Bersharov. Menlo Park, CA: Kaiser Family Foundation, 1994. Revised December, 1996, 97p. Revised December, 1998, 117p.
 26. Peter V. Marsden and Joseph F. Swingle, "Conceptualizing and Measuring Culture in Surveys: Values, Strategies, and Symbols," Chicago: NORC, October 1993, 34p. Published in Poetics, 22 (1994) 269-289.
 27. Paul DiMaggio and Bethany Bryson, "American's Attitudes towards Cultural Diversity and Cultural Authority: Culture

Wars, Social Closure, or Multiple Dimensions?" Chicago: NORC, January 1995, 58p.

28. Arne L. Kalleberg and William R. Kenan, Jr., "Part-Time Work and Workers in the United States: Correlates and Policy Issues," Published in Washington and Lee Law Review, 52 (1995), 771-798.
29. Tom W. Smith, "Factors Relating to Misanthropy in Contemporary American Society," Chicago: NORC, June 1996, 38p. Published in Social Science Research, 26 (1997), 170-196.
30. Paul DiMaggio and Hugh Louch, "Socially Embedded Consumer Transactions: For What Kinds of Purchases Do People Use Networks Most?" Chicago: NORC, 1997, 48p. Published in American Sociological Review, 63 (October, 1998), 619-637.
31. Tom W. Smith, "Public Opinion on Prostitution: Trends, Comparisons, and Models," Chicago: NORC, 1998, 26p.
32. Tom W. Smith, "Intergroup Relations in a Diverse Society: Data from the 2000 General Social Survey," Chicago: NORC, April, 2001, 102p.
33. Ellen L. Idler et al., "Measuring Multiple Dimensions of Religion and Spirituality for Health Research: Conceptual Background and Findings from the 1998 General Social Survey," Chicago: NORC, 2001, 40p.
34. Tom W. Smith, "Altruism in Contemporary America: A Report from the National Altruism Study," Chicago: NORC, 2003.
35. Tom W. Smith, "Coming of Age in 21st Century America: Public Attitudes towards the Importance and Timing of Transitions to Adulthood," Chicago: NORC, 2003. Published in Ageing International 29 (2004), 136-148.
36. James A. Davis, "Age, Birth Cohort, Monotony, and Sex Frequency among US Adults in the NORC General Social Surveys, 1989-2000," Chicago: NORC, 2003, 35pp.
37. Tom W. Smith, "Spiritual and Religious Transformations in America: The National Spiritual Transformation Study," Chicago: NORC, 2005. Revised Version "The National Spiritual Transformation Study," Journal for the Scientific Study of Religion, 45 (2006), 283-296.
38. Tom W. Smith, "Altruism and Empathy in America: Trends and Correlates," Chicago: NORC, 2005.
39. Tom W. Smith, "Intentional Undervotes in Presidential Elections, 1972-2000," Chicago: NORC, 2005.
40. Tom W. Smith, "Troubles in America: A Study of Negative Life Events Across Time and Sub-Groups," Chicago: NORC, 2005.
41. Tom W. Smith, "Social Identity and Socio-Demographic Structure," Chicago: NORC, 2006. Published in International Journal of Public Opinion Research, 19 (2007), 380-390.
42. Tom W. Smith, "A Review of the Stouffer Civil Liberties Items on the General Social Survey," Chicago: NORC, 2009.
43. Jibum Kim, Diane Lauderdale, and Jeong-han Kang, "The Culture of Poverty: Do Neighborhood Racial Composition and Poverty Matter?" Chicago: NORC, 2010.
44. Jibum Kim, Tom W. Smith, and Jeong-Han Kang, "Religious Affiliation, Religiosity, and Mortality," Chicago: NORC, 2012. Published in Journal of Religion and Health, 54 (2014), 10.1007/s10943-014-9902-7.

E. GSS Project Reports

1. Tom W. Smith, "Who, What, When, Where, and Why: An Analysis of Usage of the General Social Surveys, 1972-1978," GSS Technical Report No. 12, Chicago: NORC, 1979, 13p.
2. Tom W. Smith, "Who, What, When, Where, and Why: An Analysis of Usage of the General Social Surveys, 1972-1978," second edition, GSS Technical Report No. 19, Chicago: NORC, 1980, 13p.
3. Tom W. Smith, "The National Data Program for the Social Sciences," Published in the Review of Public Data Use, 8

(December, 1980), 389-391.

4. Tom W. Smith, "An Analysis of GSS Usage among Sociologists," GSS Technological Report No. 24, Chicago: NORC, 1981, 6p.
5. Tom W. Smith, "Who, What, When, Where, and Why: An Analysis of Usage of the General Social Surveys, 1972-1980," GSS Technical Report No. 27, Chicago: NORC, 1981, 13p.
6. James A. Davis, "Have We Learned Anything from the General Social Survey?" Published in Social Indicators Newsletter, 17 (August 1982), (with Tom W. Smith), 1-2, 8-11.
7. Tom W. Smith, "Who, What, When, Where, and Why: An Analysis of Usage of the General Social Surveys, 1972-1982," GSS Technical Report No. 37, Chicago: NORC, December, 1982, 15p.
8. Tom W. Smith and Bruce L. Peterson, "A Summary Evaluation of GSS Questions, 1972-1983," GSS Technical Report No. 47, Chicago: NORC, October, 1983, 18p.
9. Tom W. Smith, "The Role of the General Social Survey in the Social Sciences," Published in Survey Methods Newsletter, 4 (Winter, 1983-84), 7-8.
10. Tom W. Smith, "Who, What, When, Where, and Why: An Analysis of Usage of the General Social Survey, 1972-1983," GSS Technical Report No. 48, Chicago: NORC, 1984, 15p.
11. Tom W. Smith, "The 1985 Survey of Users of the General Social Surveys: A Summary Report," GSS Technical Report No. 65, Chicago: NORC, 1986, 21p.
12. Tom W. Smith, "The International Social Survey Program," Published in Journal of Official Statistics, 2 (1986), 337-338. Reprinted in European Political Data Newsletter, 63 (June, 1987), 10-12 Revised version published in Comparative Public Opinion, 4 (1987), 2-3.
13. Tom W. Smith, "A Summary of Findings from the General Social Survey," GSS Technical Report No. 70, Chicago: NORC, 1986, 28p.
14. Tom W. Smith, "Who, What, When, Where, and Why: An Analysis of Usage of the General Social Survey, 1972-1985," GSS Technical Report No. 68, Chicago: NORC, 1986, 17p.
15. Tom W. Smith, "Who, What, When, Where, and Why: An Analysis of Usage of the General Social Survey, 1972-1987," Chicago: NORC, July, 1988, 17p.
16. Tom W. Smith, "Who, What, When, Where, and Why: An Analysis of Usage of the General Social Survey, 1972-1989," Chicago: NORC, 1990, 17p.
17. Tom W. Smith, "The International Social Survey Program," Published in ICPSR Bulletin 11 (December, 1990): 1-2. Revision in ASA Footnote, 20 (May 1992), 10; Journal of Official Statistic, 8 (1992), 235-239; and International Journal of Public Opinion Research, 4 (Autumn, 1992), 275-278.
18. Tom W. Smith, "Who, What, When, Where, and Why: An Analysis of Usage of the General Social Survey, 1972-1991," Chicago: NORC, 1992, 19p.
19. Tom W. Smith and K. Heaney, "Who, What, When, Where, and Why: An Analysis of the Usage on the General Social Surveys, 1972-1993," Chicago: NORC, July 1995, 17p.
20. Tom W. Smith, "Who, What, When, Where, and Why: An Analysis of the Usage of the General Social Surveys, 1972-1995," GSS Project Report No. 20, Chicago: NORC, 1996, 19p.
21. Tom W. Smith, "Tall Oaks from Small Acorns Grow: The General Socials, 1971-1997," Chicago: Published in The Public Perspective, 8 (February/March, 1997), 28-30.
22. Tom W. Smith, "Who, What, When, Where, and Why: An Analysis of Usage of the General Social Survey, 1972-2000," Chicago: NORC, July, 2000, 19p.

23. Tom W. Smith, "Globalizing Survey Research: The International Social Survey Program," Chicago: NORC, June, 2001, 6p. Published in The Public Perspective, 13 (January/February, 2002), 40-42.
24. Tom W. Smith, "A Generation of Data: The General Social Survey, 1972-2003" Chicago, NORC, 2003, 77pp.
25. Tom W. Smith, "Cross-National Survey Research: The Challenge and the Promise," ICPSR Bulletin, 24 (Spring, 2004), 3-12.
26. Tom W. Smith, Seokho Kim, Kyle Tateyama, and Conor Looney, "An Analysis of GSS Research, 1972-2003," Chicago: NORC, 7pp.
27. Tom W. Smith, Jibum Kim, Achim Koch, and Alison Park, "Social-Science Research and the General Social Survey," ZUMA Nachrichten, 56 (2005), 68-77. Revised version in Comparative Sociology, 5 (2006), 33-44.
28. Tom W. Smith, "Repeated Cross-Sectional Research: The General Social Surveys," in The Handbook of Longitudinal Research, edited by Scott Menard. London: Elsevier, 2008.
29. Tom W. Smith, "General Social Survey," in Encyclopedia of Survey Research Methodology, edited by Paul Lavrakas. Newbury Park, CA: 2010.
30. Tom W. Smith, "International Social Survey Program," in International Encyclopedia of Social and Behavioral Sciences, edited by James D. Wright, forthcoming.

F. Other 2006-2014 GSS research by the project staff includes:

1. Tom W. Smith, "Age Differences in Social, Civic, and Media Variables, 1974-2004," Report for CIRCLE, September, 2005.
2. Tom W. Smith, "Sexual Behavior in the United States," in Sex and Sexuality, edited by Richard D. McAnulty and M. Michele Burnette. Westport, CT: Praeger Press, 2006.
3. Tom W. Smith, "Codes of Ethics and Standards in Survey Research," Handbook of Public Opinion Research, edited by Wolfgang Donsbach and Michael Traugott. London: Sage, 2007.
4. Tom W. Smith, "Religion and Civic Engagement in the United States: 1972-2006," Report prepared for the Heritage Foundation, September, 2007.
5. Tom W. Smith, "Trust Context Effects on the 2006 General Social Survey," unpublished NORC report, October, 2007.
6. Tom W. Smith, "An Analysis of Those Engaged in Injection Drug Use, 2000- 2006," Report prepared for the Centers for Disease Control and Prevention, October, 2007.
7. Peter V. Marsden, "Social Trends in the United States: Evidence from the General Social Survey, 1972-2006," Annual Seminar on Sociological and Political Research, Real Colegio Complutense, Harvard University, August, 2007.
8. Tom W. Smith, "Loving and Caring in America: Trends and Correlates of Empathy, Altruism, and Related Constructs," in The Science of Compassionate Love: Research, Theory, and Applications, edited by Lynn Underwood, Susan Sprecher, and Beverly Fehr. New York: Blackwell, 2008.
9. Tom W. Smith, "National Opinion Research Center," in Encyclopedia of Survey Research Methodology, edited by Paul Lavrakas. Newbury Park, CA: 2008.
10. Tom W. Smith, "International Social Survey Program," in Encyclopedia of Survey Research Methodology, edited by Paul Lavrakas. Newbury Park, CA: 2008.
11. Tom W. Smith, "General Social Survey," in Encyclopedia of the Life Course and Human Development, edited by Deborah Carr. Detroit: Gale Research, 2008.
12. Vickie M. Mays, Tom W. Smith et al., "Self-Reported Altruistic and Reciprocal Behaviors among Homosexually and

- Heterosexually Experienced Adults: Implications for HIV/AIDS Service Organizations,” unpublished report, UCLA School of Public Health, January, 2008.
13. Tom W. Smith, “Religious Mobility in the United States: The Case of American Jews,” Report prepared for the American Jewish Committee, March, 2008.
 14. Natalia Melgar, Maximo Rossi, and Tom W. Smith, “The Perception of Corruption,” unpublished report, University of Uruguay, March, 2008.
 15. Natalia Melgar, Maximo Rossi, and Tom W. Smith, “Individual Attitudes towards Others: Misanthropy Analysis in a Cross-country Perspective,” unpublished report, University of Uruguay, June, 2008.
 16. Peter V. Marsden, “Trends in Informal Social Participation, 1974-2006,” Paper Presented to the International Sunbelt Social Network Conference, St. Petersburg Beach, January, 2008.
 17. Tom W. Smith, “The ISSP: History, Organisation, and Members,” in Global Social Attitudes, 1985-2005: Changes and Persistence, edited by Max Haller, Roger Jowell, and Tom W. Smith. 2009
 18. Tom W. Smith. “National Pride in Comparative Perspective,” in Global Social Attitudes, 1985-2005: Changes and Persistence, edited by Max Haller, Roger Jowell, and Tom W. Smith. 2009.
 19. Tom W. Smith, “Comparative Survey Research,” *International Journal of Public Opinion Research*, 21 (2009), 267-270.
 20. Michael Hout and Andrew M. Greeley. 2009. “Interests, Values, and Party Identification between 1972 and 2006.” Pp. 57-82 in Evangelicals and Democracy in America, Volume II: Religion and Politics, edited by Steven Brint and Jean Reith Schroedel. New York: Russell Sage Foundation.
 21. Marisa Bucheli, Natalia Melgar, Maximo Rossi, and Tom W. Smith, “Do Individual Characteristics Affect Job Satisfaction? Is There a Significant Difference between Public and Private Employees,” unpublished report, University of Uruguay, March, 2009.
 22. Janet Harkness, Michael Braun, Brad Edwards, Timothy Johnson, Lars Lyberg, Peter Mohler, Beth-Ellen Pennell, and Tom W. Smith, eds. Multinational, Multicultural, and Multiregional Survey Methods. New York: Wiley & Sons, 2010.
 23. Bucheli, Marisa; Melgar, Natalia; Rossi, Maximo, “Job Satisfaction and the Individual Educational Level, Re-Assessing Their Relationship,” Working Paper No. 11/10, University of the Republic, Uruguay, August, 2010.
 24. Hout, Michael, Asaf Levanon, and Erin Chadworth. 2010. "Unemployment and the Jobs Picture in the Great Recession." Forthcoming in *The Great Recession*, edited by David Grusky and Chris Weimer. New York: Russell Sage Foundation.
 25. Tom W. Smith and Jibum Kim “Paid Sick Days: Attitudes and Experiences,” Report prepared for the Public Welfare Foundation, 2010.
 26. Tom W. Smith, “An Evaluation of Spanish Questions on the 2006 and 2008 General Social Surveys,” in Surveying Immigrants/Ethnic Minorities: Methodological Challenges and Research Strategies, edited by Monica Mendez Lago, Amsterdam: IMISCOE-Amsterdam University Press, 2010.
 27. Peter Muening, Jibum Kim, Thom Blaylock, and Tom W. Smith, “The General Social Survey-National Death Index: An Innovative New Datatest for the Social Sciences,” unpublished report, 2010.
 28. Marisa Bucheli, Natalia Melgar, Maximo Rossi, and Tom W. Smith, “Is Job Satisfaction U-shaped in the Individual Educational Level?” Unpublished report, University of Uruguay, 2010.
 29. Hout, Michael, and Alexander Janus. 2011. "Educational Mobility in the United States Since 1930." Forthcoming in *Education, Opportunity, and Mobility*, edited by Richard Murnane and Greg J. Duncan. Washington: Brookings Institution.
 30. Peter V. Marsden and James D. Wright, eds. Handbook of Survey Research. Bingley, UK: Emerald, 2010.

31. Jibum Kim, Carl Gershenson, Patrick Glaeser, and Tom W. Smith, "Trends in Surveys on Surveys," *Public Opinion Quarterly*, 75 (2011), 165-191.
32. Arne L. Kalleberg and Peter V. Marsden. 2012. "Labor Force Insecurity and U.S. Work Attitudes, 1970s-2006." in *Social Trends in American Life: Findings from the General Social Survey since 1972*, edited by Peter V. Marsden. Princeton, NJ: Princeton University Press, 2012.
33. Peter V. Marsden and Tom W. Smith. 2012. "Appendix: The General Social Survey Project." In *Social Trends in American Life: Findings from the General Social Survey since 1972*, edited by Peter V. Marsden. Princeton, NJ: Princeton University Press, 2012.
34. Peter V. Marsden, and Sameer B. Srivastava. 2012. "Trends in Informal Social Participation, 1974-2008." in *Social Trends in American Life: Findings from the General Social Survey since 1972*, edited by Peter V. Marsden. Princeton, NJ: Princeton University Press, 2012.
35. Karen E. Campbell and Peter V. Marsden. 2012. "Gender Role Attitudes in the GSS: Are Southerners Distinctive?" in *Social Trends in American Life: Findings from the General Social Survey since 1972*, edited by Peter V. Marsden. Princeton, NJ: Princeton University Press, 2012.
36. Peter Muennig, Gretchen Johnson, Jibum Kim, Tom W. Smith, and Zohn Rosen, "The General Social Survey-National Death Index: An Innovative New Dataset for the Social Sciences," *BMC Research Notes*, 4 (2011), 385ff.
37. Peter Muennig, Gretchen Johnson, Tom W. Smith, Jibum Kim, and Zohn Rosne, "The Basics of the General Social Survey-National Death Index," *Public Health Reports*, 126 (2011), Supplement 3, 11.
38. Michael Hout, Peter V. Marsden, and Tom W. Smith, "The Social Recession," NORC report, 2011.
39. Tom W. Smith, "A Review of the Use of Incentives in Surveys," NORC report, 2011.
40. Tom W. Smith, "Survey Research Paradigms Old and New," NORC report, 2012.
41. Tom W. Smith, "Augmenting Surveys with New Techniques and Technologies," NORC report, 2012.
42. Peter V. Marsden "Survey Methods for Network Data." Pp. 370-388 in John Scott and Peter J. Carrington (eds.) *Sage Handbook of Social Network Analysis*. London: Sage Publications, Ltd., 2011.
43. Peter Muening, Jibum Kim, Thom Blaylock, and Tom W. Smith, "The General Social Survey-National Death Index: An Innovative New Dataset for the Social Sciences," unpublished report, 2010.
44. Tom W. Smith, "Contextualizing Social-Science Data," SBE/NSF 2020 White Paper, 2010.
45. Arne L. Kalleberg and Peter V. Marsden, "Changing Work Values in the United States, 1972-2006," unpublished report, University of North Carolina, 2011.
46. Peter V. Marsden, "Measuring Change with Changing Measures," Paper presented to the American Association for Public Opinion Research, Phoenix, May, 2011.
47. Peter V. Marsden, "Modes of Engaging Users in the GSS," Paper presented to the Conference on Design Issues in Longitudinal and Repeated Cross-Sectional Surveys, Duke University, February, 2011.
48. Peter Muennig, Gretchen Johnson, Tom W. Smith, Jibum Kim, and Zohn Rosne, "The Basics of the General Social Survey-National Death Index," *Public Health Reports*, 126 (2011), Supplement 3, 11.
49. Peter Muennig, Gretchen Johnson, Jibum Kim, Tom W. Smith, and Zohn Rosen, "The General Social Survey-National Death Index: An Innovative New Dataset for the Social Sciences," *BMC Research Notes*, 4 (2011), 385ff.
50. Tom W. Smith, "Public Attitudes towards Homosexuality," NORC Report, 2011.
51. Tom W. Smith, "Public Attitudes towards the Legalization of Marijuana" NORC Report, 2011.
52. Tom W. Smith, "Report of the International Workshop on Using Multi-level Data from Sample Frames, Auxiliary

- Databases, Paradata, and Related Sources to Detect and Adjust for Nonresponse Bias in Surveys," *International Journal of Public Opinion Research*, 23 (2011), 389-402.
53. Tom W. Smith, "Trends in Economic Assessments and Expectations," NORC Report, 2011.
 54. Tom W. Smith, "Trends in National Spending Priorities, 1973-2010," NORC Report, 2011.
 55. Tom W. Smith, "Trends in Well-being, 1972-2010," NORC Report, 2011.
 56. Kyle Fenner and Tom W. Smith, "From Questions to Interventions: An Integrated Model for Using Paradata to Monitor and Improve Fieldwork," Paper presented to the Digital Resources in International Surveys Quantitative Workshop, Mannheim, December, 2012.
 57. Michael Hout, Claude S. Fischer, and Mark A. Chaves, "More Americans Have No Religious Preference: Key Finding From the 2012 General Social Survey," University of California, Berkeley, March, 2012.
 58. Michael Hout, and Orestes P. Hastings. "Employment, Income, Faith, and happiness During America's Great Recession." Duke conference on religion and inequality. Department of Sociology, Duke University, 2012.
 59. Michael Hout and Orestes P. Hastings, "Employment, Income, Faith, and Happiness During America's Great Recession," unpublished report, 2012.
 60. Michael Hout, Tom W. Smith, and Peter V. Marsden. "Modernizing the Occupation Variables in the GSS." International Sociological Association Research Committee on Stratification and Mobility, Hong Kong, 11-13 May.
 61. Michael Hout, "Social and Economic Returns to Higher Education in the United States." *Annual Review of Sociology* 38 (2012): 379-400.
 62. Michael Hout, "The correlations between income and happiness revisited" unpublished report, 2012.
 63. Arne L. Kalleberg and Peter V. Marsden. "Changing Work Values in the United States, 1973-2006." *Social Science Research* 42(2; March 2013): 255-270.
 64. Brad Edwards and Tom W. Smith, "The Comparative Error Component of Total Survey Error," Paper presented to the International Workshop on Comparative Survey Design and Implementation," Stockholm, March, 2013.
 65. Michael Hout and Orestes P. Hastings, "The Social Recession: The Immediate and Lasting Effects of the Lagging Economy, 2006-2010." Population Research Center, University of Texas, Austin, 18 January 2013, and Demography Workshop, NORC, 18 April 2013.
 66. Natalia Melgar, Maximo Rossi, and Tom W. Smith, "Individual Attitudes towards Others: Misanthropy Analysis in a Cross-country Perspective," *American Journal of Economics and Sociology*, 72 (2013), 222-241.
 67. Peter V. Marsden, "An Experiment about Questionnaire Context Effects on Name Generator Data." Invited presentation at ARS '13 Fourth International Workshop, "Networks in Space and Time: Models, Data Collection and Applications," Rome, Italy, June, 2013.
 68. Peter V. Marsden, "Network Surveys," Paper presented to the Research Group on Network Dynamics and Networked Governance, Center for Globalization and Governance, Hamburg University, November, 2013.
 69. Peter V. Marsden, "Recent Evidence on Trends in Social Connectedness Among U.S. Adults." Invited presentation to Annual Seminar on Sociological and Political Research, Real Colegio Complutense, Harvard University, August, 2013.
 70. Tom W. Smith and Jaesok Son, "Trends in Psychological Well-being," Unpublished NORC Report, April, 2013.
 71. Tom W. Smith and Jaesok Son, "Trends in Public Attitudes towards Abortion," Unpublished NORC Report, May, 2013.
 72. Tom W. Smith and Jaesok Son, "Trends in Public Attitudes about Civil Liberties," Unpublished NORC report, July, 2013
 73. Tom W. Smith and Jaesok Son, Trends in Public Attitudes about Confidence in Institutions," Unpublished NORC Report,

May, 2013.

74. Tom W. Smith and Jaesok Son, "Trends in Public Attitudes about Sexual Morality," Unpublished NORC Report, April, 2013.
75. Tom W. Smith and Jaesok Son, "Trends in Public Evaluations of Economic Well-being, 1972-2012," Unpublished NORC Report, March, 2013.
76. Tom W. Smith and Jibum Kim, "The Multi-Level, Multi Source (ML-MS) Approach to Improving Survey Research," Paper presented to the International Workshop on Internet Surveys and Survey Methodology, Daejeon, Korea, September, 2013.
77. Tom W. Smith, "Attitudes towards Homosexuality and Gay Rights across Time and Countries," Paper presented to the Pacific Association for Public Opinion Research, San Francisco, December, 2013.
78. Tom W. Smith, "Global Environment Change in Comparative and Temporal Perspective," Paper presented to Koc University, Istanbul, Turkey, November, 2013.
79. Tom W. Smith, "Global Environmental Change across Time and Countries, 1993-2010," Paper presented to the ISSP Research Session, April, 2013, Santiago, Chile.
80. Tom W. Smith, "Global Environmental Change across Time and Countries," Paper presented to the World Social Science Forum, Montreal, October, 2013.
81. Tom W. Smith, "Human Dimensions of Global Environmental Change," in World Social Science Report 2013. Paris: International Social Science Council, 2013.
82. Tom W. Smith, "The Multi-Level, Multi-Source (ML-MS) Approach to Improving Data Quality in Surveys," Paper presented to the Pacific Association for Public Opinion Research, San Francisco, December, 2013.
83. Tom W. Smith, "National Data Program for the Social Sciences," Paper presented to the American Sociological Association, New York, August, 2013.
84. Tom W. Smith "National Identity around the World, 1995-2013," Paper presented to the American Sociological Association, New York, August, 2013.
85. Tom W. Smith, "An Overview of Total Survey Error in Comparative Perspective," Paper presented to Koc University, Istanbul, November, 2013.
86. Tom W. Smith, "Psychological and Economic Well-Being in the Wake of the Great Recession," Paper presented to the Midwest Association for Public Opinion Research, Chicago, November, 2013.
87. Tom W. Smith, "Public Attitudes towards Climate Change and Other Global Environmental Issues across Time and Countries, 1993-2010," Paper presented to the Conference on Public Attitudes and Environmental Policy in Canada and Europe," Carleton University, Ottawa, February, 2013.
88. Tom W. Smith, "Survey Research Paradigms Old and New," *International Journal of Public Opinion Research*, 25 (2013), 218-229.
89. Tom W. Smith, "Trends in National Spending Priorities, 1973-2012," NORC report February, 2013.
90. Michael Hout and Claude S. Fischer, 2014. "Explaining Why More Americans Have No Religious Preference: Political Backlash and Generational Succession, 1987-2012." *Sociological Science*, 1 (August).
91. Michael Hout and Orestes P. Hastings, "Reliability Estimates for the GSS CoreItems from the Three-wave Panels, 2006–2012," Unpublished report, 2014.
92. Michael Hout and Orestes P. Hastings, "The Social Recession: How the Great Recession Affected What Americans Think About Themselves and the Economy, 2006-2012." Presented at the annual meeting of the Population Association of America, Boston, 2 May 2014 and at the annual meeting of the American Sociological Association, San Francisco, 19 August 2014.

93. Peter V. Marsden., "Recent Evidence on Trends in Social Connectedness among U.S. Adults," Paper presented to the annual Seminar on Sociological and Political Research, Real Colegio Complutense, Harvard University, August, 2014.
94. Tom W. Smith, "Big Data and Survey Research: Supplement or Substitute?" Paper presented to the Workshop on Big Data and Urban Informatics, Chicago, August, 2014 (with Timothy Johnson).
95. Tom W. Smith, "Cross-National Public Opinion Research," in *Concise Encyclopedia of Comparative Sociology*, edited by Masamichi Sasaki. Leiden: Brill, 2014.
96. Tom W. Smith, "The GSS and ISSP: An Overview," Display presented to the American Sociological Association, New York, August, 2014 (with Jaesok Son).
97. Tom W. Smith, "Hard-to Survey Populations in Comparative Perspective," in *Hard-to Survey Populations*, edited by Roger Tourangeau et al. Cambridge: Cambridge University Press, 2014.
98. Tom W. Smith, "Metadata Portal for the Social Sciences: NORC and General Social Survey," Paper presented to the IASSIST Conference. Toronto, June, 2014.
99. Tom W. Smith, "Methodological Factors Affecting Survey Reports of Gun Ownership and Their Impact on Trends," Paper presented to the NORC Innovation Days, Chicago, February, 2014.
100. Tom W. Smith, "Public Attitudes towards Gay Rights and Homosexuality in Comparative and Temporal Perspective," Paper presented to the World Association for Public Opinion Research, Nice, September, 2014.
101. Tom W. Smith, "Public Attitudes towards Governmental Corruption in Comparative Perspective," Paper presented to the American Association for Public Opinion Research, Anaheim, May, 2014 (with Jibum Kim and Sori Kim).
102. Tom W. Smith, "Tracking America across Four Decades: The General Social Survey, 1972-2012," Paper presented to the American Association for Public Opinion Research, Anaheim, May, 2014.
103. Michael Hout and Daniel Laurison, "The Realignment of U.S. Presidential Voting, 1948-2004." in *Inequality: Readings in Race, Class, and Gender* [4th edition], edited by David Grusky. Boulder CO: Westview Press, forthcoming.
104. Tom W. Smith, "The Globalization of Surveys," In *The Sage Handbook of Survey Methodology*, edited by Christof Wolf, Dominique Joye, and Yang-Chih Fu. Thousand Oaks, CA: Sage, Forthcoming

VARIABLE	72	73	74	75	76	77	78	80	82	83	84	85	86	87	88	89	90	91	93	94A	94B	96A	96B	98A	98B	00A	00B	02A	02B	04A	04B	06A	06B	06C	08	10	12	14		
FAMHSPS																										4														
FAMILY16	X	X	X	X	X	X	X	X	X	X	X	X	X	X	4	4	4	4	4	4	4	4	4	4	4	4	4	4	4	4	4	4	4	4	4	4	4	4		
FAMINTJB																																							8	
FAMJEWS																										4														
FAMLIFE																							4																	
FAMPER1																		2												4										
FAMPER2																		2												4										
FAMPER3																		2												4										
FAMPER4																		2												4										
FAMPER5																		2												4										
FAMPER6																														4										
FAMRESP																4																								
FAMRNK																										4														
FAMSUFFR															4		4													4									1	
FAMVSWK																													4	4				4	4				4	4
FAMVSWK1																																							1	
FAMVSWRK																														4										
FAMWHTS																										4														
FAMWKBST																																								1
FAMWKLST																																								1
FAMWKOFF																													4	4					4	4			4	4
FAREASNS																	4																							
FAREBLKS																	4																							
FAREHSPS																	4																							
FAREJEWS																	4																							
FARESO																	4																							
FAREWHTS																	4																							
FARMING																																								2
FATALISM																		4								4													2	
FATHER												X	X																											
FE12																											4	4		4										
FEAR		X	X		X	X		X	X		X	X		X	3	3	3	3	3	3	3	3	3	3	3	3	3	3	3		3		3	3		3	3	3	3	
FEARFUL																										4														
FEARHOME												X																												
FEBEAR						X																	4																	
FEBRASS											X																													
FECARE											X																													
FECHLD						X						X	X		1	1	1	1	1	1	1	1	1	1	1	1	1	1		1			1	1		1	1	1	1	

VARIABLE	72	73	74	75	76	77	78	80	82	83	84	85	86	87	88	89	90	91	93	94A	94B	96A	96B	98A	98B	00A	00B	02A	02B	04A	04B	06A	06B	06C	08	10	12	14			
INFPUBTV																	4																								
INFRMGRP																															4										
INLAWNUM													X																												
INPEACE																											4														
INPERSON																											4	4	4		2										
INSRCHNG																												4	4												
INSRLMTS																												4	4												
INSTRCTN																									4																
INTACCSS																												4													
INTAGE																														4	4	4	4	4	4	4	4	4	4	4	
INTECON																																					4	4	2	2	
INTEDUC																																					4	3	2	2	
INTENVIR																																					4	3	2	2	
INTEREST	X		X	X			X	X		X																												3			
INTERESY								X			X		X																												
INTERESZ								X																																	
INTERNET																															4										
INTERPOL																															4										
INTETHN																													4	4	4	4	4	4	4	4	4	4	4	4	4
INTFARM																																						4	3	2	2
INTHISP																													4	4	12	12	12	12	12	4	4	4	4	4	
INTID																													4	4	4	4	4	4	4	4	4	4	4	4	4
INTINTL																																					4	3	2	2	
INTJOB																	4								4												8				
INTLASNS																	4										4														
INTLBLKS																	4						1	1	1	4	1	1		1		1	1			1	1	1	1		
INTLCOWK																																					4				
INTLHSPS																																									
INTLINCS																															4									4	
INTLJEWS																												4													
INTLSO																																									
INTLTEST																		4																							
INTLWHTS																	4											1	1	1	1	1	1	1	1	1	1	1	1	1	
INTMED																																						4	3	2	2
INTMIL																																						4	3	2	2
INTPOL																																									
INTRACE1																														4	4	12	12	12	12	4	4	4	4		
INTRACE2																															4	4	12	12	12	12	4	4	4	4	

VARIABLE	72	73	74	75	76	77	78	80	82	83	84	85	86	87	88	89	90	91	93	94A	94B	96A	96B	98A	98B	00A	00B	02A	02B	04A	04B	06A	06B	06C	08	10	12	14		
JOBCNTRL																		4																						
JOBCOWRK																													4		2									
JOBEASY																																								
JOBFIND						X	X		X	X		X	X		1	1	1	1	1	1	1	1	1	1	1	1	1	1		1	6	1	6		4	4	1	1		
JOBFIND1																												4	4			4	4			4		4		
JOBFRNDS																													4		2									
JOBHELP										X																														
JOBHONOR										X																														
JOBHOUR		X	X		X	X		X	X		X	X		X	3	3	3	3	3	3																8		1	1	
JOBHRW																												1												
JOBINC		X	X		X	X		X	X		X	X		X	3	3	3	3	3	3																	8		1	1
JOBINDEP										X																														
JOBINFO																													4		2									
JOBINTER										X																														
JOBJUDGE																		4																						
JOBKEEP										X																														
JOBLOSE						X	X		X	X		X	X		1	1	1	1	1	1	1	1	1	1	1	1	1	1		1	6	1	6		4	4	1	1		
JOBMEANS		X	X		X	X		X	X		X	X		X	3	3	3	3	3	3																8		1	1	
JOBMINW																																								
JOBOFF										X																														
JOBONWWW																														4										
JOBPAPER																														4		2								
JOBPAY										X																														
JOBPEOP										X																														
JOBPLACE																														4		2								
JOBPROMO		X	X		X	X		X	X		X	X		X	3	3	3	3	3	3																8		1	1	
JOBPUB																														4		2								
JOBRESP										X																														
JOBRISE										X																														
JOBSAFE										X																														
JOBSALL											X						4	4	4																			8		
JOBSAT																	4																					8		
JOBSEC		X	X		X	X		X	X		X	X		X	3	3	3	3	3	3																8		1	1	
JOBSECOK																													4	4			4	4			4	4	4	
JOBSKILL																																								
JOBSOC										X																														
JOBTRAIN											X																													
JOBTVRAD																														4		2								

VARIABLE	72	73	74	75	76	77	78	80	82	83	84	85	86	87	88	89	90	91	93	94A	94B	96A	96B	98A	98B	00A	00B	02A	02B	04A	04B	06A	06B	06C	08	10	12	14	
PAYMASON														X																									
PAYOTHER																										1	4												
PAYOWNER														X																									
PAYRBORN																				4																			
PAYRDIED																				4																			
PAYRESP																										4													
PAYROCC																										4													
PAYSALES																										4													
PAYSAME																4																							
PAYSEC														X																									
PAYSKILL														X												4													
PAYSUP																										4													
PAYTAXES																														4								4	
PAYTIME																								4															
PAYUNSKL														X												4													
PAYWWW																										1													
PCLIT																		4						4															
PEACEFUL																											4												
PENGUINS																																					3		
PEOCNTCT																																			8			4	
PEOPGOVT																										4													
PEOPGRN																																					1		
PEOPLE12																									1	4	4	4											
PEOPLEGN																										1		4											
PEOPTRBL																											4		4									3	4
PERFORM																		4						4															
PERFRMGN																										1		4											
PERHRH																										1													
PERHRO																										1													
PERHRW																										1													
PERMINH																										1													
PERMINO																										1													
PERMINW																										1													
PERMORAL															4																4	4			4	4			
PERRIGHT																	4																						
PERSCRFC																																					2		
PERSON30																										1	4	4	4										2
PERSPACE																														4	4								

VARIABLE	72	73	74	75	76	77	78	80	82	83	84	85	86	87	88	89	90	91	93	94A	94B	96A	96B	98A	98B	00A	00B	02A	02B	04A	04B	06A	06B	06C	08	10	12	14		
POLHITOK		X		X	X		X	X		X	X		X	X	2	2	2	2	2	2	2	2	2	2	2	2	2		2		2	2		2	2	2	2			
POLHIT0Y																																			2					
POLINF12																										1	4	4	4											
POLINFGM																															2	2								
POLINFGN																											1		4											
POLINFGW																															2	2			3					
POLINFNK																																			3					
POLINFO																										1														
POLINFSC																															2	2			3					
POLINFTX																															2	2			3					
POLINT																4							4											8						
POLINT1																														4							4			
POLINTER																																					4			
POLLGOOD										X																														
POLLTRUE										X																														
POLMAG1																										1														
POLMAG2																										1														
POLMURDR		X		X	X		X	X		X	X		X	X	2	2	2	2	2	2	2	2	2	2	2	2	2	2	2	2	2	2	2	2	2	2	2	2	2	
POLNEUTL																										1	4		4											
POLNEW																										1	4		4											
POLNEWS																																						4		
POLNUKE																																				3				
POLOPTS																														4								4		
POLPAPR																										1														
POLRALLY														X																										
POLSFAIR																																			8					
POLSGOD																	4																							
POLTOUGH																										1	4		4											
POLTV																											1													
POLVIEWS			X	X	X	X	X	X	X	X	X	X	X	X	X	4	4	4	4	4	4	4	4	4	4	4	4	4	4	4	4	12	12	12	4	4	4	4		
POLVIEWX											X																													
POLVIEWY							X																																	
POLWWW																										1														
POPESPKS																													4	4	4		4	4	4	4				
POPESPKY																																		4						
POPGRWTH																										4										1				
POPMUSIC																								4				4												
POPULAR												X	X	2	2	2	2	2	2	2	2	2	2	2	2	2	2	2	2	2	2	2	2	4	2	2	2			

VARIABLE	72	73	74	75	76	77	78	80	82	83	84	85	86	87	88	89	90	91	93	94A	94B	96A	96B	98A	98B	00A	00B	02A	02B	04A	04B	06A	06B	06C	08	10	12	14	
RECYCLE																				4																	1		
REDCEHME																																						1	
REDEEMER										X	X																												
REDUCEMP																4																							
REFMORWK																						4																	
REFPROMO																						4																	
REFRNDMS																														4									4
REFUGEES																						4																	
REFXHOOR																						4																	
REG16	X	X	X	X	X	X	X	X	X	X	X	X	X	X	4	4	4	4	4	4	4	4	4	4	4	4	4	4	4	4	4	12	12	12	4	4	4	4	
REGDOC																												4	4										
REGDOCYR																												4	4										
REGGAE																				4																			
REGION	X	X	X	X	X	X	X	X	X	X	X	X	X	X	4	4	4	4	4	4	4	4	4	4	4	4	4	4	4	4	12	12	12		4	4	4		
REINCAR																																					2		
RELACTIV																4								4												4	4	4	4
RELACTIV1																																					2		
RELAGENT																						4																	
RELALT1																															4								
RELALT2																															4								
RELALT3																															4								
RELALT4																															4								
RELALT5																															4								
RELALT6																															4								
RELART																									4														
RELATE1			X	X	X	X	X	X	X	X	X	X	X	X	4	4	4	4	4	4	4	4	4	4	4	4	4	4	4	4	4	12	12	12	4	4	4	4	
RELATE2			X	X	X	X	X	X	X	X	X	X	X	X	4	4	4	4	4	4	4	4	4	4	4	4	4	4	4	4	4	12	12	12	4	4	4	4	
RELATE3			X	X	X	X	X	X	X	X	X	X	X	X	4	4	4	4	4	4	4	4	4	4	4	4	4	4	4	4	4	12	12	12	4	4	4	4	
RELATE4			X	X	X	X	X	X	X	X	X	X	X	X	4	4	4	4	4	4	4	4	4	4	4	4	4	4	4	4	4	12	12	12	4	4	4	4	
RELATE5			X	X	X	X	X	X	X	X	X	X	X	X	4	4	4	4	4	4	4	4	4	4	4	4	4	4	4	4	4	12	12	12	4	4	4	4	
RELATE6			X	X	X	X	X	X	X	X	X	X	X	X	4	4	4	4	4	4	4	4	4	4	4	4	4	4	4	4	4	12	12	12	4	4	4	4	
RELATE7			X	X	X	X	X	X	X	X	X	X	X	X	4	4	4	4	4	4	4	4	4	4	4	4	4	4	4	4	4	12	12	12	4	4	4	4	
RELATE8			X	X	X	X	X	X	X	X	X	X	X	X	4	4	4	4	4	4	4	4	4	4	4	4	4	4	4	4	4	12	12	12	4	4	4	4	
RELATE9			X	X	X	X	X	X	X	X	X	X	X	X	4	4	4	4	4	4	4	4	4	4	4	4	4	4	4	4	4	12	12	12	4	4	4	4	
RELATE10			X	X	X	X	X	X	X	X	X	X	X	X	4	4	4	4	4	4	4	4	4	4	4	4	4	4	4	4	4	12	12	12	4	4	4	4	
RELATE11			X	X	X	X	X	X	X	X	X	X	X	X	4	4	4	4	4	4	4	4	4	4	4	4	4	4	4	4	4	12	12	12	4	4	4	4	
RELATE12			X	X	X	X	X	X	X	X	X	X	X	X	4	4	4	4	4	4	4	4	4	4	4	4	4	4	4	4	4	12	12	12	4	4	4	4	
RELATE13			X	X	X	X	X	X	X	X	X	X	X	X	4	4	4	4	4	4	4	4	4	4	4	4	4	4	4	4	4	12	12	12	4	4	4	4	

VARIABLE	72	73	74	75	76	77	78	80	82	83	84	85	86	87	88	89	90	91	93	94A	94B	96A	96B	98A	98B	00A	00B	02A	02B	04A	04B	06A	06B	06C	08	10	12	14		
RELATE14				X	X	X	X	X	X	X	X	X	X	X	4	4	4	4	4	4	4	4	4	4	4	4	4	4	4	4	12	12	12	4	4	4	4			
RELATSEX																						4	4	4	4	4	4	4	4	4	4	4		4	4	4	4			
RELBSTSC																															2	2			3					
RELCALL													X																											
RELCAND																																				2				
RELCMFRT																								4																
RELDEALR																							4																	
RELEXP																									4				4		4	4			4	4				
RELEXP																		4							4				4						4	4				
RELEXP																																								
RELEXT1																																					2			
RELEXT2																																					2			
RELFIXER																							4																	
RELGENDR																																					4			
RELGRADE																	1																							
RELGRPEQ																																						2		
RELHH1																										4	4	4	4	4	4	4	12	12	12	4	4	4	4	
RELHH2																										4	4	4	4	4	4	4	12	12	12	4	4	4	4	
RELHH3																										4	4	4	4	4	4	4	12	12	12	4	4	4	4	
RELHH4																										4	4	4	4	4	4	4	12	12	12	4	4	4	4	
RELHH5																										4	4	4	4	4	4	4	12	12	12	4	4	4	4	
RELHH6																										4	4	4	4	4	4	4	12	12	12	4	4	4	4	
RELHH7																										4	4	4	4	4	4	4	12	12	12	4	4	4	4	
RELHH8																										4	4	4	4	4	4	4	12	12	12	4	4	4	4	
RELHH9																										4	4	4	4	4	4	4	12	12	12	4	4	4	4	
RELHH10																										4	4	4	4	4	4	4	12	12	12	4	4	4	4	
RELHH11																										4	4	4	4	4	4	4	12	12	12	4	4	4	4	
RELHH12																										4	4	4	4	4	4	4	12	12	12	4	4	4	4	
RELHH13																										4	4	4	4	4	4	4	12	12	12	4	4	4	4	
RELHH14																										4	4	4	4	4	4	4	12	12	12	4	4	4	4	
RELHHD1																		4	4	4	4	4	4	4	4	4	4	4	4	4	4	4	12	12	12	4	4	4	4	
RELHHD2																		4	4	4	4	4	4	4	4	4	4	4	4	4	4	4	4	12	12	12	4	4	4	4
RELHHD3																		4	4	4	4	4	4	4	4	4	4	4	4	4	4	4	4	12	12	12	4	4	4	4
RELHHD4																		4	4	4	4	4	4	4	4	4	4	4	4	4	4	4	4	12	12	12	4	4	4	4
RELHHD5																		4	4	4	4	4	4	4	4	4	4	4	4	4	4	4	4	12	12	12	4	4	4	4
RELHHD6																		4	4	4	4	4	4	4	4	4	4	4	4	4	4	4	4	12	12	12	4	4	4	4
RELHHD7																		4	4	4	4	4	4	4	4	4	4	4	4	4	4	4	4	12	12	12	4	4	4	4
RELHHD8																		4	4	4	4	4	4	4	4	4	4	4	4	4	4	4	4	12	12	12	4	4	4	4
RELHHD9																		4	4	4	4	4	4	4	4	4	4	4	4	4	4	4	4	12	12	12	4	4	4	4

VARIABLE	72	73	74	75	76	77	78	80	82	83	84	85	86	87	88	89	90	91	93	94A	94B	96A	96B	98A	98B	00A	00B	02A	02B	04A	04B	06A	06B	06C	08	10	12	14	
RIGHTPEO																																						2	
RIGHTREF																									4														
RIMMDISC																							4																
RIMPSKLS																																						8	
RINCBLLS																												4	4				4	4			4	4	
RINCOM06																																	12	12	12	4	4	4	4
RINCOM77						X	X	X																															
RINCOM82									X	X	X	X																											
RINCOM86													X	X	4	4	4																						
RINCOM91																		4	4	4	4	4	4	4															
RINCOM98																									4	4	4	4	4	4	4	4							
RINCOME			X	X	X	X	X	X	X	X	X	X	X	X	4	4	4	4	4	4	4	4	4	4	4	4	4	4	4	4	4	12	12	12	4	4	4	4	
RINTJOB																4									4											8			
RLEISURE																4																							
ROBBRY	X	X		X	X		X	X		X	X		X	3	3	3	3	3	3	3																			
ROBJECT																													4	4									
ROLE	X		X	X		X	X		X																														
ROLECCP																	4																						
ROLECLRG																	4																						
ROLEGP																	4																						
ROLEMA																	4																						
ROLEPA																	4																						
ROLETCHR																	4																						
ROLEY							X			X		X																											
ROLEZ							X																																
ROMANCE																							4			4													
ROSARIES																														4									
ROTAPPLE																4																		4	4			4	4
ROWNGUN							X	X		X	X		X	3	3	3	3	3	3	3	3	3	3	3	3	3	3	3	3	3	3	3	3	3	3	3	3	3	
RPAYSAME																4																							
RPLACE			X	X	X	X	X	X	X	X	X	X	X	4	4	4	4	4	4	4	4	4	4	4	4	4	4	4	4	4	4	12	12	12	4	4	4	4	
RPROMOTN															4																							8	
RPRTST1																								4															
RPRTST15																								4															
RPRTST3																								4															
RPRTST35																								4															
RPTCOWRK																							4																
RPTPROBS																															4	4							

VARIABLE	72	73	74	75	76	77	78	80	82	83	84	85	86	87	88	89	90	91	93	94A	94B	96A	96B	98A	98B	00A	00B	02A	02B	04A	04B	06A	06B	06C	08	10	12	14							
SCISPEC																																2	2												
SCISTUDY																																2	2		4	3	2	2							
SCITEST1																			4		4																								
SCITEST2																			4		4																								
SCITEST3																			4		4																								
SCITEST4																			4		4							4																	
SCITEST5																			4		4							4																	
SCITESTY																														4															
SCITEXT																																	7		4	3	2	2							
SCIWORSE																			4		4																								
SCMED																																	2	2			3								
SCPOL																																	2	2			3								
SCRELIG																																	2	2			3								
SCRESRCH																																	2	2			3								
SEALEVEL																																	2	2			3								
SECBUDGT																							4			4																			
SECDIPLO																							4			4																			
SECDOCS																						4	4			4																			
SECJOB																	4									4												8							
SECMILOP																							4			4																			
SECONDWK																													4	4			4	4			4			4					
SECOPIN																													4	4															
SECPRVCY																						4																							
SECTECH																						4	4			4																			
SECTERR																							4			4																			
SECTOR																																								4		4			
SEECOWRK																													4	4				4	4										
SEEFILM																							3																						
SEEKSCI																																	2	2		4	7	2	2						
SEEKSCIY																																						3							
SEEMHPUB																																	4												
SEEMOVIE																			4						4																				
SEENMNTL																									4																				
SEESAND																																								4					
SEI																4	4	4	4	4	4	4	4	4	4	4	4	4	4	4	4	4	12	12	12	4	4								
SEI10																																										4	4		
SEI10EDUC																																										4	4		
SEI10INC																																										4	4		

VARIABLE	72	73	74	75	76	77	78	80	82	83	84	85	86	87	88	89	90	91	93	94A	94B	96A	96B	98A	98B	00A	00B	02A	02B	04A	04B	06A	06B	06C	08	10	12	14	
SPDOTTHN	X	X	X	X	X	X	X	X	X	X	X	X	X	X	4	4	4																						
SPDRUGS																	4																						
SPDSABKD																	4																						
SPDUE													X																										
SPEDUC	X	X	X	X	X	X	X	X	X	X	X	X	X	X	4	4	4	4	4	4	4	4	4	4	4	4	4	4	4	4	4	4	4	4	4	4	4	4	
SPEFTOTLT																																				4	4		
SPENDEVE																												4											
SPENVIRO												X					4						4																
SPETH1												X	X	X	4	4	4	4	4	4																			
SPETH2												X	X	X	4	4	4	4	4	4																			
SPETH3												X	X	X	4	4	4	4	4	4																			
SPETHNIC												X	X	X	4	4	4	4	4	4																			
SPETHNUM												X	X	X	4	4	4	4	4	4																			
SPEVDIV																4																							
SPEVWORK	X	X	X	X	X	X	X	X	X	X	X	X	X	X	4	4	4	4	4	4	4	4	4	4	4	4	4	4	4	4	4	12	12	12	4	4	4	4	
SPFALOOK																																					1		
SPFAM16																					4																		
SPFOODKD																4																							
SPFUND		X	X	X	X	X	X	X	X	X	X	X	X	X	4	4	4	4	4	4									4		4	4		4	4	4	4	4	
SPFUND16		X	X	X	X	X	X	X	X	X	X	X	X	X	4	4	4	4	4	4																			
SPGRADTOUNDER																																				4	4		
SPHEADST																4																							
SPHEALER																							4																
SPHEDIND																																							
SPHEDOCC																																							
SPHEDPRE																																							
SPHEDSLF																																							
SPHHWORK																													4								1		
SPHLTH												X					4						4												8				
SPHLTHKD																	4																						
SPHMEWRK																							4																
SPHOMEKD																																					4		
SPHOUR	X																																						
SPHRS1		X	X	X	X	X	X	X	X	X	X	X	X	X	4	4	4	4	4	4	4	4	4	4	4	4	4	4	4	4	4	12	12	12	4	4	4	4	
SPHRS2		X	X	X	X	X	X	X	X	X	X	X	X	X	4	4	4	4	4	4	4	4	4	4	4	4	4	4	4	4	4	12	12	12	4	4	4	4	
SPIND	X	X	X	X	X	X	X	X	X	X	X	X	X	X	4	4	4																						
SPIND10																																					4	4	
SPIND80															4	4	4	4	4	4	4	4	4	4	4	4	4	4	4	4	12	12	12	4					

VARIABLE	72	73	74	75	76	77	78	80	82	83	84	85	86	87	88	89	90	91	93	94A	94B	96A	96B	98A	98B	00A	00B	02A	02B	04A	04B	06A	06B	06C	08	10	12	14			
SUPRVSJB																																				4			4		
SWAYVOTE															X																										
SWITAGE1																4																									
SWITAGE2																4																									
SWITCH1																4																									
SWITCH2																4																									
SWITCH3																4																									
SWITCHED																4																									
SWITHLTH																									4																
SWITNUM																4																									
SWITWHY1																4																									
SWITWHY2																4																									
SYMPCOUN																										4															
SYMPTBLK																						4																			
SYNMEM																																				4			4		
TABLPRCE																								4																	
TAGSALES																								4																	
TAKEARMS																									4																
TAKETRCK																									4																
TALKBACK																	4																								
TALKEDTO																												4			4								3	4	
TALKEMP																												4	4					4	4						
TALKPOL												X																													
TALKPOL1															X																										
TALKPOL2															X																										
TALKPOL3															X																										
TALKSPVS																																								4	
TALKSUP																												4	4						4	4					
TALKTEAM																																				4	4				
TALKTO1												X																													
TALKTO2												X																													
TALKTO3												X																													
TALKTO4												X																													
TALKTO5												X																													
TAPHME																												4													
TAPPHONE																																							8		
TAPWRK																												4													
TAX					X	X		X	X	X	X	X		X	X	3	3	3	3	3	3	3	3	3	3	3	3	3	3	3	3			3	3		3	3	3	3	

VARIABLE	72	73	74	75	76	77	78	80	82	83	84	85	86	87	88	89	90	91	93	94A	94B	96A	96B	98A	98B	00A	00B	02A	02B	04A	04B	06A	06B	06C	08	10	12	14							
TAXCHEAT																	4							4																					
TAXES12																											1	4		4															
TAXMID															X									4																8					
TAXPOOR															X									4																	8				
TAXRICH															X									4																	8	2			
TAXSERVE									X		X																																		
TAXSHARE																X												4														2			
TAXSPEND																								4																					
TEACHETH																						4																							
TEAMSAFE																												4	4					4	4					4			4		
TECHJOBS																										4																			
TECHWORK																										4																			
TECSUP																														4															
TEENPILL			X	X		X			X	X																																			
TEENS	X	X	X	X	X	X	X	X	X	X	X	X	X	X	X	4	4	4	4	4	4	4	4	4	4	4	4	4	4	4	4	4	12	12	12	4	4	4	4	4	4	4			
TEENSEX													X		1	1	1	1	1	1	1	1	1	1	1	1	1	1	1		1		1	1			1	1		1	1	1	1		
TEENSEX1																			4																										
TEMPFAM																		4		4																									
TEMPGEN																		4		4								4																	
TEMPGEN1																																											1		
TERMECON																										4																			
TERMEMOT																										4																			
TERMINAL																										4																			
TERMPAIN																										4																			
TERMPAY																										4																			
TERMREL																										4																			
TERMVIG																										4																			
TESTDRUG																												4																	
THEISM																		4							4																		2		
THISJOB1																																													
THISJOB2																																													
THISJOB3																																													
THISJOB4																																													
THISJOB5																																													
THISJOB6																																													
THISJOB7																																													
THNKANGR																							4																						
THNKSELF													X	X	2	2	2	2	2	2	2	2	2	2	2	2	2	2	2		2			2			2			2	2	2	2		

VARIABLE	72	73	74	75	76	77	78	80	82	83	84	85	86	87	88	89	90	91	93	94A	94B	96A	96B	98A	98B	00A	00B	02A	02B	04A	04B	06A	06B	06C	08	10	12	14			
VOTE00																												4	4	4	4	4	4								
VOTE04																																	12	12	12	4	4				
VOTE08																																					4	4	4		
VOTE12																																							4		
VOTE68	X	X																																							
VOTE72		X	X	X	X	X																																			
VOTE76						X	X	X	X																																
VOTE80									X	X	X	X		X																											
VOTE84											X	X	X		4	4																									
VOTE88																4	4	4	4																						
VOTE92																			4	4	4	4	4	4	4	4															
VOTE96																									4	4	4	4	4	4											
VOTEELEC																																4							4		
VOTEFOR																																									
VPSU				X	X	X	X	X	X	X	X	X	X	X	X	4	4	4	4	4	4	4	4	4	4	4	4	4	4	4	4	4	4	4	4	4	4	4	4		
VSTRAT				X	X	X	X	X	X	X	X	X	X	X	X	4	4	4	4	4	4	4	4	4	4	4	4	4	4	4	4	4	4	4	4	4	4	4	4		
WAIT1																																								4	
WAIT10																																								4	
WAIT11																																								4	
WAIT2																																								4	
WAIT3																																								4	
WAIT4																																								4	
WAIT5																																								4	
WAIT6																																								4	
WAIT7																																								4	
WAIT8																																								4	
WAIT9																																								4	
WANTADS																									4															8	
WANTBEST																													4												
WANTJOB																4																									
WANTJOB1																										4														8	
WANTJOB2																									4															8	
WARRNTYC																								4																	
WARRNTYH																								4																	
WATCHGOV																																	4							4	
WATERFAM																																								4	
WATERGEN																													4											1	
WAYPAID																														4	4					4	4			4	4

NOTE: For variables appearing in the years 1988-2014 the following coding scheme was used to note the ballots on which the variables occurred (see Appendix Q)

1. appears on ballots A and B
2. appears on ballots B and C
3. appears on ballots A and C
4. appears on ballots A, B, C
5. appears only on ballot A
6. appears only on ballot B
7. appears only on ballot C
8. appears only on ballot D
9. appears on ballots A, B, and D
10. appears on ballots B, C and D
11. appears on ballots A, C, and D
12. appears on ballots A, B, C, D
13. appears on ballots A, B, C, D (but not in Sample A)

x only indicates whether the variables were asked for a specific year asked before 1988.

a This variable is not part of the GSS questions, and comes from the administrative data from 2004.

94A, 94B, 94C...indicate the three samples (A, B, and C) used in 1994-2006. They can be distinguished by the variable VERSION as follows:

	94	96	98	00	02	04	06	08	10	12	14
Sample A	1-6	1-3	1-3	1-3	1-3	1-3	1-3	1-3	1-3	1-3	1-3
Sample B	7-9	4-6	4-6	4-6	4-6	4-6	4-6	4-6	4-6	4-6	4-6
Sample C							V7				

SUBJECTMNEMONICS**APPENDIX V: SUBJECT INDEX TO QUESTIONS**

SUBJECT	MNEMONICS
ABORTION	
Arguments pro and con	ABPRO1, ABPRO2, ABPRO3, ABCON1, ABCON2, ABCON3, ABIMP, ABINFO, ABFIRM
In case of . . .	
any reason	ABANY, ABCHOOSE, ABLEGAL
birth defects	ABDEFECT, ABNOMORE, ABHAVE1 ABDEFCT1, ABDEFCTW, GENEABRT
inability to afford children	ABPOOR, ABHAVE3, ABPOOR1, ABPOORW
rape	ABRAPE
threat to woman's health	ABHLTH, ABHAVE2
woman unmarried	ABSINGLE
Saliency of issue	SALABORT
Spousal consent	ABSPNO
Supreme Court ruling	ABORCT
Administration, See INTERVIEW	
Adoption, See CHILDREN	
ADULT TRANSITIONS	
Children	HAVCHLD, HAVCHLD1
Financially support family	SUPFAM, SUPFAM1
Marital status	GETMAR, GETMAR1
AFFIRMATIVE ACTION	
Blacks benefit at expense of whites	DISCAFF, COLAFF, COLAFFY, DISCAFFY
Chances adversely affected at work	RDISCAFF
Men/Women benefit at expense of opposite sex	DISCAFFM, DISCAFFW
Program at work	AFFACT
Racial quotas	RACQUOTA
R favors or opposes	
for blacks	AFFRMACT, JOBAFF
for women	FEJOBAFF, FEHIRE
Special treatment	HELPBLK
African-Americans, See BLACKS, RACE	
Afterlife, See RELIGION	
AGE	
At birth of first child	AGEKDBRN
At time of interview	AGE
At time of permanent move to US	AGECMEUS
Birth Cohort	COHORT
See also DATE OF BIRTH, MARITAL STATUS	
AGED	
Government responsibility for	NATSOC, SPRETIRE, AIDOLD, ELDHELP, ELDCOST
Living with grown children	AGED

SUBJECTMNEMONICS**AGRICULTURE**

Family business - type	FAMBIZ
Farm organization meets in the area	MTFARM1, MTFARM2, MTFARM3
Farm organization tries to solve problems	SOLFARM
How much R thinks farm laborers are paid	PAYFARM
How much R thinks farm laborers should be paid	GIVFARM
R's involvement with...	
Belongs to more than one farm organization	TYPFARM, MEMFARM
Has done active work for a farm organization	ACTFARM, MEMFARM
Interest in farm issues	INTFARM
Member of a farm organization	MEMFARM, MEMFARM
Works in a family business	WKFAMBIZ
Number of farm organizations R belongs to	NUMFARM
Number of years R has belonged to farm organization	YRFARM2, YRFARM3
Chemicals and pesticides are dangerous in general	CHEMGEN
Chemicals and pesticides are dangerous to family	CHEMFAM

AIDS

Victims known to R...	AIDSKNOW, AIDSWHO, AIDSWHO2, AIDSWHO3
Age of known victims	AIDSAGE, AIDSAGE2, AIDSAGE3
Race of known victims	AIDSRACE, AIDSRAC2, AIDSRAC3
Region of known victims	AIDSREG, AIDSREG2, AIDSREG3
Sex of known victims	AIDSSEX, AIDSSEX2, AIDSSEX3
Victim alive or dead	AIDSDEAD, AIDSDED2, AIDSDED3
Government policy...	
Disability benefits	AIDSFARE
Government pay health care costs	AIDSHLTH
Identification tags for AIDS victims	AIDSIDS
Information campaign for safe sex	AIDSADS
Safe sex education in schools	AIDSSXED
Testing	
By insurance companies	AIDSINSR
Mandatory testing before marriage	AIDSMAR
Knowledge of...	
Appearance of people with AIDS	AIDSLOOK
Condom use and risk	AIDSCNDM
HIV vaccine	HIVVAC
HIV transmission by kissing	HIVKISS

Alcohol, See DRINKING**ALIENATION**

Government	ALIENAT1, ALIENAT6
Society	ALIENAT2, ALIENAT2, ALIENAT4, ALIENAT5
See also ANOMIA, CONFIDENCE	

Alimony, See MARITAL STATUS

ALTRUISM

Attitudes toward helping others	OTHSHELP, CARESELF, PEOPTRBL, SELFFRST FIRSTYOU, HELPFRDS, USEFRDS
---------------------------------	---

SUBJECTMNEMONICS

Behaviors...

Allow stranger to go ahead in line

Carried stranger's belongings

Charitable giving

Donate blood

Give directions

Give seat to stranger

Loaned someone an item

Looked after plants, mail, pets

Return money to cashier

Volunteer work

See also FEELINGS, HOUSEHOLD, SOCIAL NETWORKS, VALUES

CUTAHEAD

CARRIED

GIVHMLSS, GIVCHRTY, VALGIVEN, TITHING

GIVBLOOD

DIRECTNS

GIVSEAT

LOANITEM

HELPAWAY

RETCNGE

VOLCHRTY, VOLMONTH, VOLARTS,

Animals, See ENVIRONMENT

ANOMIA

Condition of average person today

Evaluation of future

Importance of money

Live for today

ANOMIA5

ANOMIA6

ANOMIA1, ANOMIA3

ANOMIA4

Responsibility to self or others

Trust in public officials

Trust in people

Wonder if anything worthwhile

See also ALIENATION, CONFIDENCE, PEOPLE, SUCCESS, TRUST

SELFIRST

ANOMIA7

ANOMIA8, ANOMIA9, CANTRUST

ANOMIA2

Armed forces, See MILITARY

ARREST (R's)

See also CRIME

ARREST, TICKET, LAW4, LAW5, LAW6, LAW7

ART/THE ARTS (and literature)

Ability to judge art

Aim of art

And religion

Artists should be able to support themselves

Great books

Literature by minority authors

Modern painting does not reflect talent

Popular culture

Spending priorities for arts

JUDGEART

AIMOFART

ARTGOD, IRRELART, RELART

ARTISTS

GRTBOOKS

GRTBOOKS, PCLIT

MODPAINT

EXCELART

SPARTS, NATARTS, NATLART

STATEART, LOCALART

See also COMPUTERS AND INTERNET, LEISURE

ASIAN-AMERICANS

Characteristics ascribed to . . .

Attitudes to welfare

Attitudes to work

Commitment to fair and equal treatment
of all groups

FAREASNS

WORKASNS

FAIRASNS

SUBJECTMNEMONICS

Commitment to family	FAMASNS
Influence of	INFLUASN
Intelligence of	INTLASNS
Patriotism	PATRASNS
Proneness to violence	VIOLASNS
Wealth	WLTHASNS
Discrimination against	ASNJOBS, ASNHOUSE
Estimated percentage in local community	COMASN
Estimated percentage in US	USASN
Feel warm/cool toward	FEELASNS
Government pays proper attention to	ASNGOVT
Know any...	KNWASN
Feel close to	ASNCLS
How know (school, community, related work)	ASNSCHL, ASNCOM, ASNREL, ASNWRK
Living in neighborhood	LIVEASNS, HSPASN10
Number of Asian-Americans R knows...	
at work	ACQWKASN
in family	ACQFMASN
in general	ACQASIAN
in neighborhood	ACQNHASN
through voluntary organizations	ACQVAASN
Number of Asian-Americans R trusts	TRTASIAN
Population will grow	ASNCHNG
Relative marrying	MARASIAN

Assimilation, See ETHNICITY

Associations, See VOLUNTARY ASSOCIATIONS

ASTROLOGICAL SIGN

ZODIAC

Atheism, See CIVIL LIBERTIES, RELIGION

Attention Deficit Hyperactivity Disorder
(ADHD), See CHILDREN

AUTHORITY

Attitudes to	OWNTHING, TALKBACK
Obeying law	PUBDEF, PUBECON, OBEYLAW
Young people and elders	YOUNGEN

See also OBEY LAW

Automobiles, See PURCHASES/TRANSACTIONS

Banks and financial institutions,
See CONFIDENCE, FINANCIAL INSTITUTIONS
AND BANKS

Belief, see RELIGION

Bible, See RELIGION

BIRTH CONTROL

Information availability	PILL
--------------------------	------

SUBJECTMNEMONICS

Information available to teenagers
Teenagers' use

TEENPILL
PILLOK, PILLOKY, SPPILL

Birth Defects, See ABORTION, GENETIC TESTING

BIRTH ORDER

SIBORDER

See also SIBLINGS

BLACKS

Characteristics ascribed to ...

Attitudes to welfare
Attitudes to work
Change in conditions for
Commitment to fair and equal treatment
of all groups
Commitment to family
Estimated percentage in local community
Estimated percentage in US
Influence of
Intelligence of
Patriotism
Proneness to violence
Wealth
Discrimination against
Express admiration/sympathy for blacks

FAREBLKS
WORKBLKS
BLKSIMP
FAIRBLKS

FAMBLKS
COMBLK
USBLK
INFLUBLK
INTLBLKS
PATRBLKS
VIOLBLKS
WLTHBLKS
BLKJOBS, BLKHOUSE
SYMPTBLK, ADMIRBLK

Favoritism in overcoming prejudice

WRKWAYUP, DISCAFF, COLAFF, COLAFFY
DISCAFFY, JOBAFF, DISCWHY1, DISCWHY2
DISCWHY3, DISCWHY4, DISCWHY5, DISCWHY6

Feel close to blacks

CLOSEBLK

Feel warm/cool toward

FEELBLKS

Government pays proper attention to

BLKGOVT

Know any. . .

KNWBK

Feel close to

BLKCLS

How know (school, community, related work)

BLKSCHL, BLKCOM, BLKREL, BLKWRK

Living in neighborhood

LIVEBLKS

Number of Blacks R knows...

at work

ACQWKBLK

in family

ACQFMBLK

in general

ACQBLACK

in neighborhood

ACQNHBLK

through voluntary organizations

ACQVABLK

Number of Blacks R trusts

TRTBLACK

Population will grow

BLKCHNG

Relative marrying

MARBLK

See also AFFIRMATIVE ACTION,

DEMONSTRATIONS, ETHNICITY, MILITARY,

OPPORTUNITY, RACE, SAMPLE, UNITED STATES

Bored, See ANOMIA, LIFE OUTLOOK, TIME

Brazil, See COUNTRIES

Brothers, See SIBLINGS

SUBJECTMNEMONICS**BURGLARY**

See also CRIME, ROBBERY

BURGLR, LAW3

BUSINESS

Automation of jobs, replaced by computers

Confidence in

Entrepreneurship

AUTOMATN, AUTONOJB, WHYJBCT1, WHYJBCT2, WHYLOSE1, WHYLOSE2

CONFINAN, CONBUS, CONFINAY, CONBUSY

STARTBIZ, BIZGROSS, BIZSHARE,

OWNBIZ, WHYBIZ, YEARBIZ, NUMEMPLY, NUMEMPS, NUMEMPS5,

NUMOWN, PAIDEMPS, OWNINC

OWNPOWER, OWNMASS, OWNSTEEL,

OWNBANKS, OWNAUTOS, BUSDECID

PRIVENT

BUSPOW

BUSTAX

Government control or ownership of

Importance of

Power of

Taxes on

See also CONFIDENCE, CORPORATIONS,

ECONOMY, TAXES, ENVIRONMENT, SPENDING

Busing, See RACE

Campaigning, See POLITICAL

Canada, See COUNTRIES

CAPITAL PUNISHMENT

For murder

Dimensions of opinion

CAPPUN2, CAPPUN, DEATHPEN

CAPIMP, CAPINFO, CAPFIRM

Censorship, see CIVIL LIBERTIES

Charity, See RELIGION, CONTRIBUTE MONEY TO,
PURCHASES/TRANSACTIONS

CHILDREN

Adult children

Attention Deficit Hyperactivity Disorder (ADHD)

Adoption guidelines

Age at birth of first child

Arguments for and against having children

ELDERSUP

ADHDKNOW, ADHDKNW

ADHDREAL, ADHDCON, ADHDMED

ADOPTION, ADOPTKID

AGEKDBRN

KIDTRBLE, KIDJOY, KIDNOFRE,

KIDLESS, KIDFIN, KIDEMPTY

CHLDBEN, CHLDHRT

Benefits/Hurts from traditional household
arrangement

Has R ever birthed/fathered a child

Care by R for bio/adopted children under 18

Children of R still living

EVKID

KIDLIVED, KIDRESP, KIDNOW1, KIDNOW2

KDALIVE1, KDALIVE2, KDALIVE3, KDALIVE4, KDALIVE5, KDALIVE6,

KDALIVE7, KDALIVE8, KDALIVE9

DAYCARE1, DAYCARE2, DAYCARE3, DAYCARE4, DAYCARE5

MANNERS, SUCCESS, HONEST, CLEAN

JUDGMENT, CONTROL, ROLE, AMICABLE

OBEYS, RESPONSI, CONSIDER, INTEREST

STUDIOUS

MANNERSY, SUCCESSY, HONESTY

CLEANY, JUDGMENY, CONTROLY, ROLEY

AMICABLY, OBEYSY, RESPONSY, CONSIDY

Day care

Desirable qualities of children

<u>SUBJECT</u>	<u>MNEMONICS</u>
Desirable qualities of children (cont.)	INTERESY STUDIOUY, MANNERSZ, SUCCESSZ HONESTZ, CLEANZ, JUDGMENZ, CONTROLZ ROLEZ, AMICABLZ, OBEYSZ, RESPONSZ CONSIDEZ INTERESZ, STUDIOUZ, OBEY POPULAR, THNKSELF, WORKHARD, HELPOTH OBRESPCT, CHLDSEX, CHLDSEX1, OBEYTHNK
Educational attainment of R's children	KDEDUC1, KDEDUC2, KDEDUC3, KDEDUC4, KDEDUC5, KDEDUC6 KDEDUC7, KDEDUC8, KDEDUC9
Education, R's children attend...	
Public school	PUBSCH
Home school	HOMESCH
Catholic School	CATHSCH
Christian School	CHRISSCH
Religious School	RELSCH
Private School	PRIVSCH
Other School	OTHSCH
Expected standard of living for R's children	KIDSSOL
Financial burden	KIDFINBU
Government protection of	KIDDRUGS, KIDSKIPS, KIDOUT, KIDNEEDY, KIDBEAT, KIDHLTH, KIDEDPAR, KIDXFILM
Government spending on . . .	
Child care	SPPOORKD, SPWRKPAR, AIDKIDS
Contraceptive services	SPPILL
Drug abuse treatment	SPDRUGS
Health care	SPHLTHKD, MYKIDS, OTHKIDS
Housing for poor families with children	SPHOMEKD
Mental health programs	MEDSAVTX
Nutrition programs	SPFOODKD
Prenatal care	SPPREGNT
Preschool programs/Head Start	SPHEADST
Services for disabled/ill children	SPDSABKD
Working parents	CHLDCARE
Women should receive maternity leave	MAPAID, PAIDLV, PAIDLVPY, PAIDLVDV, PAIDLV1
Importance of having children	IMPKIDS
Increased social standing	KIDSOCST
Knows about child's whereabouts on weekends	KNOWKID1, KNOWKID2, KNOWKID3, KNOWKID4
Living conditions, compared with 10 years ago . . .	
Acquiring job skills	CHLDSKLS
Education quality	CHLDEDUC
Health care	CHLDHLTH
Housing	CHLDHOME
Love and attention from parents	CHLDLOVE
Moral or religious training	CHLDMORL
Safety of neighborhoods	CHLDSAFE
Supervision/discipline from parents	CHLDSUP
Time children spend with parents	CHLDTIME
Media influence on	INFFILMS, INFPUBTV, INFNETTV, INFADSTV INFMUSIC
Medication of	OVRMEDKD, MEDKDNEG, TRBLLAW, ZOMBIES
Number, ever had	CHILDS, KIDNUM
Number, older than five	KID5UP

SUBJECTMNEMONICS

Number, R expects to have Number, ideal	CHLDIDEL, CHLDMORE, CHLDNUM, CHLDSOON NUMKIDS, NOKIDS, ONEKID, TWOKIDS THREKIDS, FOURKIDS
Problems with own children	HLTH8, FAMPER4, LAW7, OTH3
Reasons why women are more likely than men to take care of children	CHLDPRB1, CHLDPROB, CHLDHLP, CHLDPRB FEKIDS1, FEKIDS2, FEKIDS3, FEKIDS4, FEKIDS5
Relation to R	KDREL1, KDREL2, KDREL3, KDREL4, KDREL5, KDREL6, KDREL7, KDREL8, KDREL9
Religion of R's children	KD1RELIG, KD2RELIG, KD3RELIG, KD4RELIG, KD5RELIG, KD6RELIG, KD7RELIG, KD8RELIG KD1JWOTH, KD2JWOTH, KD3JWOTH, KD4JWOTH KD5JWOTH
Restriction of career	KIDJOB
Roles of children	KIDPARS
Roles of others in the lives of	ROLECCP, ROLEMA, ROLEPA, ROLECLRG, ROLEGP, ROLETCHR
Same sex parents	SSFCHILD, SSMCHILD
Selected Child of R	KDPICKED
Sex of R's children	KDSEX1, KDSEX2, KDSEX3, KDSEX4, KDSEX5, KDSEX6, KDSEX7, KDSEX8, KDSEX9
Spanking	SPANKING
Spend enough time with	TIMEKID1, TIMEKID2, TIMEKID3, TIMEKID4, SPTMKID1, SPTMKID2, SPTMKID2, SPTMKID4, KDTMKID1, KDTMKID2, KDTMKID3, KDTMKID4
Surrogate Motherhood, Ethics of Vignettes	SELLBABY CHLDVIG
Causes of problem	CHLDPROB, BADCHAR, CHEMBAL, STRESSFL, GENEPROB, RAISED, VIOLTV, DISCIPLN, ALLERGIC
Consequences of treatment	OUTSIDER, SUFADULT, COMKNOWS, FAILURE
Diagnosis	GRWINGUP, MNTLILL, ILLPHYS, VIOLPEOP, VIOLSELF
If child in vignette were R's child... Sources for help	ADFAM, ADTCH, ADDOC, ADCOU ADPSY, ADHOS
Willingness to medicate	ADFAMMED, ADTCHMED ADDOCMED, ADCOUMED ADPSYMED, ADHOSMED
Legal intervention	FORCEDOC, FORCEMED, FORCEHOS
R's relations with	NEXTDOOR, SPENDEVE, CHLDFRND, CHLDSCH
Solutions for problem	CHLDHLP, BETTROWN, IMPRVDIS IMPRVEAT, IMPRVMED
Work status of R.'s child	KDWORK1, KDWORK2, KDEVWORK, KDOCC80 KDPRES80, KDWRKSLF, KDIND80
Year R's children were born	KDYRBRN1, KDYRBRN2, KDYRBRN3, KDYRBRN4, KDYRBRN5, KDYRBRN6, KDYRBRN7, KDYRBRN8, KDYRBRN9
See also DIVORCE, DRINKING, DRUG USE and ADDICTION, FAMILY CONTACT, MARRIAGE	
China, See COUNTRIES	
Church, See RACE, RELIGION	

SUBJECTMNEMONICS

Cigarettes, See SMOKING

Cities, See RESIDENCE, SATISFACTION,
UNITED STATES

CITIZENSHIP

Age when permanently moved to US

Citizen, R's status

Citizen, parent's status

Country R was born in

Does R plan to apply?

Obligations

Right not to vote

What it takes to be a good citizen

Visas

See Also, PROTEST

CIVIL LIBERTIES

Allow religious extremists to hold public meeting

Allow religious extremists to publish books

Allow speech offensive to racial
or religious groups

All religious groups should have equal rights

Free press

Police surveillance

Rights of . . .

Atheists

Communists

Critics of religion

Demonstrators

Gays and Lesbians

Militarists

Muslims, anti-American clergymen

Racists

Revolutionaries

Should they be allowed to meet?

Socialists

Wiretapping

See also CAPITAL PUNISHMENT, PRIVACY

DEMONSTRATIONS, OBEY LAW, RACE, PROTEST

Class, See SOCIAL CLASS

Clubs, See VOLUNTARY ASSOCIATIONS

AGECMEUS

USCITZN, CITIZEN

PARCIT

BORNSP

FUCITZN

OBVOTE, OBVOL, OBJURY, OB911, OBENG

OBKNOW, OBMEPAX, OBMEWAR, OBFEPAX

OBFEPAX

NOTVOTE

VOTEELEC, PAYTAXES, OBEYLAW,

WATCHGOV, ACTASSOC, OTHREASN, BUYPOL,

HELPUSA, HELPWRLD, MILSERVE

VISA, TYPEVISA

RELEXT1

RELEXT2

ETHSPKOK, ETHSPKNO, SPKRAC

RELGRPEQ

PUBDEF, PUBECON, LIBMSLM

CRIMTAIL, CRIMTAP, CRIMREAD, CRIMHOLD

MANTAIL, MANTAP, MANREAD, MANHOLD

SPKATH, COLATH, LIBATH

SPKCOM, COLCOM, LIBCOM

FORBDCOM, ALLOWCOM

ANTIREL, IRRELART

PROTSTRS

SPKHOMO, COLHOMO, LIBHOMO

SPKMIL, COLMIL, LIBMIL

RACSPEAK, RACTCH15, RACPUB, RACISTS

FORBDRAC, ALLOWRAC, COLRAC, LIBRAC

SPKMMSLM, COLMMSLM, LIBMMSLM

RACTEACH, RACMEET

REVSPEAK, REVTCH15, REVPUB, REVOLTRS,

REVMEET

SPKSOC, COLSOC, LIBSOC

WIRTAP, CRIMTAP, MANTAP

SUBJECTMNEMONICS**COHABITATION**

Cohabitation in household

RELATE1, RELATE2, RELATE3, RELATE4, RELATE5, RELATE6, RELATE7,
RELATE8, RELATE9, RELATE10, RELATE11, RELATE12, RELATE13, RELATE14
RELHHD1, RELHHD2, RELHHD3, RELHHD4, RELHHD5, RELHHD6, RELHHD7,
RELHHD8, RELHHD9, RELHHD10, RELHHD11, RELHHD12, RELHHD13, RELHHD14

Good idea before marriage

COHABFST

Duration

SPLIVE

Morality of

COHABOK

R's marital status

POSSLQ, POSSLQY

Type of relationship desired

TRADMOD, SHARESEP, EMOTEOTH

With someone you didn't marry

LIVNOWED

With spouse before marriage

COHABIT

With steady romantic partner

LIVEWITH

Vs. marriage (men)

MEMARRY

Vs. marriage (women)

FEMARRY

See also WOMEN, SEX,

ROMANTIC RELATIONSHIPS

College, See CIVIL LIBERTIES, EDUCATION

COMMUNISM

As form of government

COMMUN, COMMUN10

See also CIVIL LIBERTIES, COUNTRIES

Community, See RESIDENCE, SOCIAL

NETWORKS, RACE, VOLUNTARY ASSOCIATIONS

Commute, See WORK, OCCUPATION

COMPUTERS AND INTERNET

Arts and the Web. . .

Chat on entertainment/culture topics

ARTSCHAT

For pictures of art works

ARTMUS2, ARTVIEW

Get artist information

ARTINFO

Get museum/gallery information

ARTMUS1

Learned something new from

ARTSNEW, ARTSCHNG

entertainment/culture on the Web

Time visiting entertainment/culture sites

ARTSMIN, ARTSHR

Use Web for visual arts

WWWART

Went to a gallery because of the Web

ARTMUS3

Computer usage

COMPUSE

At home

COMPHOME, USEHOME, NUMHOME, INTRHOME, HOMEBAND

At other location

COMPOTH, COMPSCHL, COMPLIB, COMPFRI

At work

COMPELSE, MOSTLOC

COMPWORK

E-mail usage. . .

First use

EMAILYR

From whom

EMWRKLOC, EMWRKAWY, EMFAMLOC

EMFAMOTH, EMFRI, EMCHURCH, EMGROUPS

Number send/receive

EMSENT, EMGET

Personal

EMSENTP, EMGETP

Ever first meet someone over the

WWWPERSON

Met Online...

Coworker

WWWCOWRK

<u>SUBJECT</u>	<u>MNEMONICS</u>
Friend	WWWFRND
Girlfriend/boyfriend	WWWGFBF
Neighbor	WWWNEI
Other business associate	WWWBIZ
Partner	WWWSP
Volunteer	WWWVOL
Help and support with computers and software ...	
Ask coworker	ASKWORK
Ask customer support	CUSSUP
Ask someone else	ASKOTHER, ASKELSE
Ask technical support	TECSUP
Call company	CALLCOMP
Figure it out yourself	DOONOWN, ASKWKSCH, DOSELF
Pay someone	PAYOTHER, PAYELSE
Use online help	ONLINE
Use printed manual	MANUAL, MANBOOK
Who can ask for help	ADVSP, ADVCHLD, ADVPAR, ADVSIB, ADVFAM ADVTCHR, ADVSTU, ADVSUP, ADVCOWRK ADVCFRND, ADVOFRND, ADVLIB
Information skills assessment. . .	
486 or Pentium	PROCESSR
Computer virus	CMPVIRUS
Download a file	DOWNLOAD
Familiarity with computer terms	ADVSRCH, MP3, EZINES, PREFSETS, NEWSGRPS
Name search engine	SRCHENG1, SRCHENG2
Name web browser	BROWSER1, BROWSER2, BROWSER3
Upload a file	UPLOAD
Internet access	WWWHOME, PAYWWW, WWWLINE1 WWWLINE2, WEBTV, INTACCSS, WEBMOB
Internet making information available worldwide	INTERNET
Job losses due to computer automation	AUTONOJB
Literature and the Web. . .	
Use Web for literature	WWWLIT
Get literature information	LITSITE
Download poem or fiction	LITGET
Read an author because of the Web	LITREAD
Visit a site of a particular author	LITAUTH
Music and the Web. . .	
Bought a recording because of the Web	MUSICBUY
Download music	MUSICGET
Get music information	MUSICINF
Listen to Web radio	MUSICLST
Types of music used the Web for	WWWCLASS, WWWCNTRY, WWWGTHIC, WWWJAZZ, WWWOLDIE, WWWRAP, WWWRELIG, WWWROCK, WWWWORLD
Used Web for music	WWWMUSIC
Visit sites for musicians you already like	MUSICLKE
Visit sites for musicians from different types of music	MUSICDIF
Visit sites for music you wouldn't ordinarily listen to	MUSICNEW
Politics and the Web	
Because of information from the Web...	
Attended meeting/demonstration	MEETING
Contacted elected official	CONTACT

SUBJECTMNEMONICS

Decided to vote for a candidate	VOTEFOR
Helped form/confirm/change an opinion	POLFORMS, POLCONF, POLALTER
Issues seem more complicated	POLTOUGH
Learned something new	POLNEW, POLCHNGE
Signed a petition	PETITION
How would find information for a political candidate	POLWWW
Political issues discussed/researched	ECON12, ABORT12, MORAL12, FORAFF12 RACREL12, ENVIRO12, POLCAM12, GUN12 TAXES12, FE12, NEWS12 POLAGREE, POLNEUTL, POLDSAGR
Why visit political sites	
Time on internet activities. . .	
Chat	CHATHR, CHATMIN
E-mail	EMAILMIN, EMAILHR, EMMINH, EMHRH EMMINW, EMHRW, EMMINO, EMHRO
Personal	PERMINH, PERHRH, PERMINW, PERHRW PERMINO, PERHRO
Shopping	ECOMMINH, ECOMHRH, ECOMMINW ECOMMINO, ECOMHRO, ECOMHRW
Work	WRKMINH, WRKHRH, JOBMINW, JOBHRW INCMINW, INCHRW, WRKMINO, WRKHRO WKCOMPTR, WOCOMPTR
World wide web	WWWHR, WWWMIN, WWWMINH, WWWHRH, WWWMINW, WWWHRW, WWWMINO, WWWHRO, WEBMOB
Web-TV usage	WEBTV
World Wide Web usage	USEWWW, WEBMOB
Ability	WEBABLE
First use	WEBYR
Navigation (bookmarks, searching, etc.)	DRCTLINK, TYPEURL, SRCHENG, BOOKMARK CATDRCTY, HYPERLNK, EMAILLNK
Sites visited	FIN30, SCHL30, EDUC30, WORK30, NEWS30 GOVT30, POL30, TRAVEL30, SPORTS30 MUSIC30, ART30, TVMOV30, HEALTH30 RELIG30, GAMES30, HUMOR30, PORN30 PERSON30, SCI30, HOBBY30, COOK30
Used Web for	WORK12, HMEFIN12, BUYINF12, BUYIT12 INVEST12, PEOPLE12, HEALTH12, TRAVEL12 LOCATE12, GAME12, NEWJOB12, CHAT12 POLINF12
See also PRIVACY	
Condoms, See SEX	

CONFIDENCE

Confidence in institutions and their leaders...	
Banks and financial institutions	CONFINAN, CONFINAY
Business	CONBUS, CONBUSY, CONBIZ
Congress	CONLEGIS, CONLEGIY, CONCONG
Courts/legal system	CONCOURT
Executive branch	CONFED, CONFEDY
Government	CONGOVT, GOVDOOK
Medicine	CONMEDIC, CONMEDIY

SUBJECT**MNEMONICS**

Military	CONARMY, CONARMYY
Organized labor	CONLABOR, CONLABOY
Organized religion	CONCLERG, CONCLERY, CONCHURH
Press	CONPRESS, CONPRESY
Scientific community	CONSCI, CONSCIY, TRUSTSCI
Schools/education system	CONEDUC, CONEDUCY, CONSCHLS
Supreme Court	CONJUDGE, CONJUDGY
Television	CONTV, CONTVY
Information	INFOBIZ, INFOGRN, INFOGOVT, INFONEWS, INFOTV, INFOCOL

See also ANOMIA, PEOPLE

Confiding, See SOCIAL NETWORKS

Congregations, see RELIGION

Congress, U.S., See CONFIDENCE

Conservative, See POLITICAL

Contraceptives, See BIRTH CONTROL

CONTRIBUTE MONEY TO

Charity	GIVCHRTY
Environmental groups	GRNMONEY
Local congregation	GIVECONG
Non-religious causes	GIVEOTH
Race relations groups	RACGIVE
Religious organizations	GIVEREL
Social groups	GIVGRP
The arts	GIVEARTS
Womens' groups	FEGIVE

Corporal punishment, See CHILDREN

CORPORATIONS

Care only about profits	PROFITS1
Entrepreneurship	STARTBIZ, BIZGROSS, BIZSHARE, OWNBIZ, WHYBIZ, YEARBIZ
	PAIDEMPS, OWNINC
Job automation/replacement with computers	AUTOMATN, AUTONOJB
Profit-sharing	PROFITS2, EQUAL2, EQUAL6
R's firm	OUTOFBIZ, MERGED, REORG, ORGFIN

See also BUSINESS, ECONOMY, JOB

COUNTRIES

Attitudes toward . . .	
Russia, Japan, England,	RUSSIA, JAPAN, ENGLAND
Canada, Brazil, China,	CANADA, BRAZIL, CHINA
Israel, Egypt	ISRAEL, EGYPT

COURTS

Confidence in	CONCOURT, CONJUDGE, CONJUDGY
Convict innocent/acquit guilty	VERDICT, CONVICTD, LOCKEDUP
Harshness with criminals	COURTS, COURTSY, STIFFPUN

See also ABORTION, CRIME, PRAYERS
IN SCHOOLS

SUBJECT**MNEMONICS****CRIME**

Courts and
 Fear of crime
 Firmness of R's opinion about crime
 Importance to R of crime as issue
 Law enforcement
 R's information about issue of crime
 Spending on law enforcement
 See also ARREST, BURGLARY, GUNS
 CAPITAL PUNISHMENT, CITIZEN OBLIGATIONS,
 COURTS, HOMICIDE, OBEY LAW, PRIVACY,
 ROBBERY, UNITED STATES

COURTS, COURTSY
 FEAR, FEARHOME
 CRIMFIRM
 CRIMIMP, TOPPROB1, TOPPROB2
 LAWIMP, LAWINFO, LAWFIRM, STIFFPUN
 CRIMINFO
 NATCRIME, NATCRIMY, NATCRIMZ, SPPOLICE

Cyberspace, See COMPUTERS AND INTERNET

DATE OF BIRTH

Children

KDYRBRN1, KDYRBRN2, KDYRBRN3, KDYRBRN4, KDYRBRN5, KDYRBRN6,
 KDYRBRN7, KDYRBRN8, KDYRBRN9

Father

PAYRBORN

Mother

MAYRBORN

Respondent

BIRTHMO, ZODIAC, AGE

Current spouse

SPYRBORN

First spouse

FSTSPYR

Siblings

SBYRBRN1, SBYRBRN2, SBYRBRN3, SBYRBRN4, SBYRBRN5, SBYRBRN6,
 SBYRBRN7, SBYRBRN8, SBYRBRN9

See also AGE

DATE OF INTERVIEW

Date (year) of interview

DATEINTV
 YEAR

Death penalty, See CAPITAL PUNISHMENT

Deaths, See HOMICIDE, SUICIDE, TRAUMA

Degrees, See EDUCATION

Democrats, See POLITICAL

DEMOCRACY

Importance of...

Adequate standard of living

SOLOK

Citizens' right to engage in acts of civil disobedience

decision making

OPPSEGOV

Criminals lose citizen rights

CRIMLOSE

Everyone treated equally by government

EQTREAT

Governments respect democratic rights

GVTRGHTS

Healthcare for all

HLTHALL

Minority rights protected

RGHTSMIN

People get opportunities to participate in public

POLOPTS

Politicians take into account all views

CITVIEWS

See also, UNITED STATES, FREEDOM, POLITICAL

DEMONSTRATIONS

SUBJECT**MNEMONICS**

Approval of
Issues or causes

PROTEST3
BOYCOTT, SIGNPET, PROTEST, CONOFFCL
GIVCHNG, HLPNEEDY, PARTTHON

Participation in
(strikes, civil rights, war, schools)

RPRTST3, RPRTST35
STRIKE, CIVRIGHT, ANTIWAR
PROWAR, SCHOOL, JOINDEM
RACSPEAK, RACTCH15, RACPUB, RACISTS
REVOLTRS, REVSPEAK, REVTVCH15, REVTPUB

Racist
Revolutionary
See also CIVIL LIBERTIES, PROTEST, RACE

Depression, See HEALTH, MENTAL HEALTH

DICTIONARY OF OCCUPATIONAL TITLES,
See D.O.T CODES

Disabled, see HEALTH

DISARMAMENT

Likelihood of
See also FOREIGN AFFAIRS, UNITED STATES

MORENUKE, LESSNUKE, NONUKE

Discrimination, See RACE, BLACKS,

ASIAN-AMERICANS, HISPANICS, WORK

Division of labor, see HOUSEHOLD

DIVORCE

Attitudes toward
Child support
Effect on children
Effect on husband
Effect on wife
Obtaining a divorce . . .
Evaluation of current law
For all
For couples without children
For couples with children
R ever divorced
R's parents divorced when R was 16
R's spouse ever divorced
See also MARITAL STATUS, MARRIAGE, TRAUMA

DIVLAW, DIVLAWY, DIVBEST
SPDUE, SPPAID
DIVKIDS
DIVHUBBY
DIVWIFE

DIVNOW
DIVLAW, DIVLAWY
DIVNOKID, DIVNOKD1
DIVIFKID, DIVIFKD1
DIVORCE, EVDIV, FAMPER6
FAMDIF16
SPEVDIV

Doctors, see HEALTH

Donations, See PURCHASES/TRANSACTIONS,
ALTRUISM

D.O.T. CODES

DOTDATA, DOTPEOP, DOTTHNG, DOTGED
DOTSVP, DOTPRES, SPDOTDAT, SPDOTPEO
SPDOTTHN, SPDOTGED, SPDOTSVP
SPDOTPRE, PADOTDAT, PADOTPEO
PADOTTHN, PADOTGED, PADOTSVP, PADOTRPE

SUBJECTMNEMONICS

Draft, See MILITARY

DRINKING

Alcoholism

Frequency of alcohol use (Women only)

Frequent bar

Government inquiries into

Punching a drunk

Use of alcohol

Workplace alcohol test

HLTH4, HLTH8

EVDRINK, DRINKYR, DRINKDAY, DRINK6UP,
DRINKMAX, DRINK12, DRINK8, DRINK5, DRINK3,
DRINK1, DRINKMIN

SOCBAR

ASKDRINK

HITDRUNK

DRINK, DRUNK

DRUGTEST

DRUG USE AND ADDICTION

Children

Government inquiries into

Government spending on drug treatment

R. use of drugs

Crack/cocaine

Inject with needle

Workplace drug test

See also DRINKING, MARIJUANA, SMOKING,
UNITED STATES

KIDDRUGS, HLTH8

ASKDRUGS

NATDRUGZ, NATDRUG, NATDRUGY, SPDRUGS

HLTH5

EVCRAK, CRACK30

EVIDU, IDU30

DRUGTEST

DWELLING (R's)

Childhood home

Cleanliness of house

House compared to others in city

House compared to others in neighborhood

House of family when born

Housing discrimination due to sexual orientation

Location - in United States, March-May 2006

Location - in United States, April-June 2008

Location - in United States, April-June 2010

Location - in United States, April-June 2012

Mobility - has R moved

Own/rent dwelling

Type of dwelling

Type of dwelling, March-May 2006

Type of dwelling, April-June 2008

Type of dwelling, April-June 2010

Type of dwelling, April-June 2012

See also HOUSING, MAJOR

PURCHASES/TRANSACTIONS, RESIDENCE

BORNHOME

HUCLEAN

DWELCITY

DWELNGH

BORNHOME

EVDWELL, DWELL5

RES2006

RES2008

RES2010

RES2012

GEOMOBIL

DWELOWN

DWELLING

CSHUTYP06

CSHUTYP08

CSHUTYP10

CSHUTYP12

E-commerce, See COMPUTERS AND INTERNET

Earnings, See INCOME

ECONOMY

Agreement by economists on

Government economic policy

Control wages/prices

ECOAGREE

SETWAGE, SETPRICE, PRICECON

SUBJECTMNEMONICS

Create jobs/reduce work week	MAKEJOBS, CUTHOURS, JOBSALL
Cut spending/regulation	CUTGOVT, LESSREG
Equalize income differences	EQUALIZE
Future economic performance	ECONFUTR, FUTRUP, FUTRDOWN
Government role in industry	OWNPOWER, OWNMASS, OWNSTEEL
Income tax, reduction's effect on economy	
Advice will be best policy or serve own interests if from...	
Business leaders	BIZBSTTX
Economists	ECOBSTTX
Elected officials	POLBSTTX
Influence on reduction should be from...	
Business leaders	BIZINFTX
Economists	ECOINFTX
Elected officials	POLINFTX
Understood by...	
Business leaders	TXBIZ
Economists	TXECO
Elected officials	TXPOL
Industrial policy	HLPHITEC, SAVEJOBS, AIDINDUS
Inflation and unemployment	INFLJOBS
Provide consumer information	REQINFO
Provide entitlements	HLTHCARE, AIDOLD, AIDUNEMP, AIDCOL AIDHOUSE, EQUAL5, GOVCARE OWNBANKS, OWNAUTOS
Opinion of America's entire economic system	ECONSYS
Past economic performance	ECONPAST, PASTUP, PASTDOWN
R's information about economic policy	KNWECON
R's interest in economic issues	INTECON, TOPPROB1, TOPPROB2
Trade increases mean fewer jobs in U.S.	MORETRDE
See also BUSINESS, EMPLOYMENT, LABOR FORCE STATUS, TAXES	
EDUCATION	
As job qualification	EDUCEMP
Bilingual education	BILINGED, ENGTEACH
Blacks shown preferences for college	COLAFF, COLAFFY
Children of R	KDEDUC1, KDEDUC2, KDEDUC3, KDEDUC4, KDEDUC5, KDEDUC6, KDEDUC7, KDEDUC8, KDEDUC9, PUBSCH, HOMESCH, CATHSCH, CHRISSCH, DENOMSCH, RELSCH, PRIVSCH, OTHSCH
Cohabiting partner	CODEG, COEDUC
College	
Curriculum	TRSTPROF, CLASSICS, ETHHIST, COLSCI, COLSCINM, WHENCOL
Institution Information	SECTOR, BARATE, EFTOTLT, GRADTOUNDER, SPSECTOR, SPBARATE SPEFTOTLT, SPGRADTOUNDER
Major	COLMAJR1, COLMAJR2, MAJORCOL, MAJOR1, MAJOR2
Confidence in educational institutions	CONEDUC, CONEDUCY
Date when R finished	DATESCH
Ethnic/racial diversity in education	TEACHETH, SCHLETH, WHOTEACH
Father's	PAEDUC, PADEG
Fraternities/sororities	MEMGREEK, SOLGREEK, ACTGREEK, MEMFRAT
Friends' and associates'	EDUC1, EDUC2, EDUC3, EDUC4, EDUC5
Government financial aid	AIDNEEDY, AIDSMART, AIDAVG, GOVEDOP

SUBJECTMNEMONICS

Government spending on
High school curriculum

NATEDUC, NATEDUCY, NATEDUCZ
HSBASICS, HSSEXED, HSRESPCT, HSLIBART
HSJUDGE, HSJOBTR, HSSCI, HSCARING,
HSORDER, ETHHIST, HSMATH, HSBIO, HSCHEM
HSPHYS, WHENHS, BSTHSCOL

High school, favorite classes

HSCCLASS1, HSCCLASS2

Highest degree

COLDEG1, NATDEG, BSTHSCOL, DIPGED

Illegal immigrants' access to public universities

UNDOCCOL, IMMEDUC

Importance of formal schooling

EDDONE, EDDONE1

Importance to job

SCHOOLNG

Knowledge of school district

SCHLHEAD

Mother's

MAEDUC, MADEG

Opportunity

EDUCOP, COLOP, BSTHSCOL

Quality of science, math education in U.S.

SCIMATH

Respondent

EDUC, DEGREE, DIPGED

R's spouse

Current spouse's father

SPPAEDUC

Current spouse's mother

SPMAEDUC

First spouse's

FSTSPEDC, FSTSPDEG

Parents of first spouse

FSTSPPED, FSTSPMED

Spouse

SPEDUC, SPDEG, SPDIPGED

Quality for children

CHLDEDUC

R's interest in local school issues

INTEDUC, TOPPROB1, TOPPROB2

Role in social mobility

OPPARED, OPEDUC, BSTHSCOL

Service groups

MEMSCHL, SOLSCHL, ACTSCHL

Sex education

SEXEDUC, HSSEXED

Sibling's

SBEDUC, SBDEG

Vocational Education

VOEDCOL, VOEDNME1, VOEDNCOL, VOEDNME2

See also CONFIDENCE, DEMONSTRATIONS,
PRAYER, RACE, SOCIAL CLASS, SEX,
UNITED STATES, RELIGION

Egypt, See COUNTRIES

Elderly, See AGED

Elections, See POLITICAL

E-mail, See COMPUTERS AND INTERNET

Emotions, See FEELINGS, HEALTH

EMPLOYMENT

Automation and computer replacement of jobs

AUTOMATN, AUTONOJB

Criteria for layoffs

LAYOFFS

Criteria for wages, preferred

YRSFIRM, DOWELL, EXPERNC, PAYSAME

Criteria for wages at R's work

RYRSFIRM, RDOWELL, REXPERNC, RPAYSAME

Does R employ others

EMPLOY, PAIDEMPS, NUMEMPS5

Engineering

ENGDA, ENGSON, ENGRES, ENGDO, ENGLONE, ENGDGR,
ENGGOOD, ENGFUN, ENGPROB, ENGODD, ENGBTR,
ENGREL, ENGINT, ENGEARN, ENGBRNG, ENGNRING

Entrepreneurship

STARTBIZ, BIZGROSS, BIZSHARE,
OWNBIZ, WHYBIZ, YEARBIZ, NUMEMPLY, NUMEMPS, NUMEMPS5
NUMOWN, PAIDEMPS

<u>SUBJECT</u>	<u>MNEMONICS</u>
Finding a job	FINDJOB, FNDJOB1, FNDJOB2, FNDJOB3, FNDJOB4, FNDJOB5, FNDJOB6 FNDJOB7, FNDJOB8, FNDJOB9, THISJOB1, THISJOB2, THISJOB3, THISJOB4 THISJOB5, THISJOB6, THISJOB7
Full time jobs, number of (2005-2008)	WORK3YRS
Layoffs and job losses, reasons why	JOURNLSM
Trade increases and new vs. lost jobs	WHYJBCT1, WHYJBCT2, WHYJBCT3, WHYNOJB1, WHYNOJB2, WHYNOJB3, LOSEJB12, WHYLOSE, WHYLOSE1, WHYLOSE2, WHYLOSE3
Letters of reference	LOSTJOBS, MORETRDE, NEWJOBS
Medical Treatment	LTRSREF
Number of employers R has worked for full-time	MEDTREAT
Promotions	NUMEMP
R's job	PROMOTNG, PROMOTED, NUMPROMO, IMPPROMO, FUTPROMO, ADVANCES
Annual wages higher or lower than average	COMPWAGE
Denied raise	DENYRAIS
Discrimination/job loss due to sexual orientation	EVLOSEJB, LOSEJOB5, EVNEGJOB, NEGJOB5
Electronic harassment	EHARASWK
Flex-time	CHNGTME
Harassment due to sexual orientation	EVHARJB, HARJOB5
Health insurance offered by employer	EMPHLTH, EMPHLTH1, EMPHLTH2, EMPHPLAN
Hours worked	HRS1, HRS2
Ignored	IGNORWK
Jokes	JOKESWK
Lies	LIEDCWKR
Overtime	MOREDAYS, MUSTWORK
Rude treatment	RUDEWK
Rumors	RUMORWK
Salaried or hourly	WAYPAID
Source of workplace violence	WKBHVRS
Weeks worked in past year	WEEKSWRK
Work at home	WRKHOME, WHYWKHME
Work schedule	WRKSCHED, CHNGTME, KNOWSCHED
Years at current job	YEARSJOB
R's work history	WRKYEARS, EVUNEMP, NUMUNEMP, TOTUNEMP, EMPYEARS, SAMEJOB, JOBYEARS, NEVERWK, YEARSJOB, WHYLEAVE CUREMPYR, LASTYRWK, LEAVEJB
R's work status	WRKSTAT, PARTFULL, WRKTYPE
Scientific, how much is the job....	FARMING, JOURNLSM, ACCNTSCI, FIREFTNG, MARRCOUN, MEDTREAT, ARCHITCT, LAWENFRC, ENGNRING, SLSMNSHP, CMPRGMNG, FINLCOUN
Scientists	SCIENTRE, SCIENTWK, SCIENTMO, SCIENTBR
Spouse working for government	SPWRKGV
Tests	INTLTEST, SKILTEST, DRUGTEST, PHYSICAL
Unemployment	EVUNEMP, NUMUNEMP, TOTUNEMP, UNEMP UNEMP5, WANTJOB1, LAIDOFF
Wealth, total of R	WEALTH
Why wage differences between sexes	FELESS1, FELESS2, FELESS3
See also D.O.T. CODES, GENETIC TESTING, HOURS WORKED, JOB, LABOR FORCE STATUS, OCCUPATION, LABOR UNIONS, WEEKS WORKED, WORK	
England, See COUNTRIES	

SUBJECTMNEMONICS

English, See CITIZEN OBLIGATION

ENVIRONMENT

Air pollution	CARSGEN, CARSFAM, CARSTEN, GASREGS
from cars	INDUSGEN, INDUSFAM
from industry	ANRIGHTS, ANTESTS, ANSCITST
Animal "rights" and testing	COMORSCI
Antarctica, R's opinion on scientific or commercial use	
Business to protect environment	BUSGRN
Economic growth	GRNECON, GRWTHELP, GRWTHARM
Environmental knowledge scale	GRNTEST1, GRNTEST2, GRNTEST3, GRNTEST4, GRNTEST5, GRNTEST6, GRNTEST7, KNWCAUSE, KNOWSOL
Gasoline regulation	GASREGS, MOREMPG
Genetic engineering	GENEGEN
Global warming	
Advice will be best policy or serve own interests if from...	
Business leaders	BIZBSTGW, BUSDECID
Elected officials	POLBSTGW
Scientists	SCIBSTGW
Effects	ENPRBFAM
Most concern to R	CAREMOST, GRNEFFME, ENPRBUS
R bothered if...	
Antarctic penguins threatened	PENGUINS
Arctic seals threatened	ARTSEALS
Native people no longer able to follow way of life	INUITWAY
Northern ice cap completely melt	NOICECAP
Polar bears in 2020 extinct	EXTINCT
Sea level rises 20 ft, floods coastal areas	SEALEVEL
Influence on policy should be from...	
Business leaders	BIZINFGW, BUSDECID
Elected officials	POLINFGW
Scientists	SCIINFGW
R's knowledge of (global warming)	KNWGW, TEMPGEN1
Scientists' agreement on importance of	SCIAGRGW
Understood by...	
Business leaders	GWBIZ, BUSDECID
Elected officials	GWPOL
Environmental scientists	GWSCI
Government/business policy	PUBDECID, BUSDECID
Government spending on . . .	NATENVIR, NATENVIY, NATENVIZ, SPENVIRO, AMPROGRN, USDOENUF, NATENRGY
"Greenhouse effect"	GRNTEST3, TEMPGEN, TEMPFAM
Groups protecting the environment	BIZPEOP, GOVTBIZ, PEOPGOVT
Human/nature interaction	SCIWORSE, HARMSGRN, RESNATUR,
International policy	GRNINTL, LDCGRN, ECONGRN, USDOENUF
Natural environment protection	NATRECON
Nuclear power	ENGNUKE, POLNUKE, BIZNUKE
Nuclear power accidents	NUKEACC, ENGAGRNK
Nuclear power plants	NUKEGEN, NUKEFAM, ENGAGRNK, ENHINFNK, POLINFNK, BIZINFNK, ENGBSTNK, POLBSTNK, BIZBSTNK, NUKEELEC

SUBJECTMNEMONICS

Population growth	POPGRWTH
Personal responsibility	GRNPROG, NATURPAX, NATURWAR, NATURGOD IMPGRN, OTHSSAME, PEOGRN, TOODIFME, GRNEXAGG, HELPHARM, REDCEHME, NOBUYGRN
Buy chemical-free food	CHEMFREE
Drive less	DRIVLESS, REDCEHME
Eat no meat	NOMEAT
Recycle	RECYCLE, H2OLESS
Pesticides	CHEMFAM, CHEMGEN
Political participation. . .	
Donated to environmental group	GRNMONEY
Joined environmental group	GRNGROUP
Petitioned for environmental issue	GRNSIGN
Protested over environmental issue	GRNDEMO
Protect environment. . .	
Cut standard of living	GRNSOL, NOBUYGRN
Laws restricting industry	GRNLAWS
Pay higher prices	GRNPRICE
Pay higher taxes	GRNTAXES
R's interest in environmental issues	INTENVIR, TOPPROB1, TOPPROB2, IHLPGRN, GRNCON
Water pollution	WATERGEN, WATERFAM
See also SCIENCE, UNITED STATES	

EQUAL RIGHTS AMENDMENT

ERAREAD, ERAMEANS, ERA, ERATELL
ERAWHY1, ERAWHY2, ERAWHY3, ERAIMP, ERAINFO

Equality, See INCOME, INEQUALITY

ESP, See RELIGION

ETHNICITY

Attitudes	
Closeness to blacks, whites	CLOSEBLK, CLOSEWHT
Closeness to one's own racial/ethnic group	ETHCLOSE
Differences among/between ethnic groups	ETHSAME, ETHDIFF
Ethnic/racial diversity in education	TEACHETH, SCHLETH, WHOTEACH
Ethnic/racial political organizations promote separatism	ETHORGS
Government pays proper attention to	
Government representation reflect ethnic composition of constituency	WHTGOVT, BLKGOVT, HSPGOVT, ASNGOVT OWNETH, CONGETH
Government to help maintain or integrate ethnic groups	GVTAPART, GVTMELT
Integration of ethnic groups into American society	MELTPOT, ETHIGNOR, ETHNOFIT, ETHTRADS, ETHADAPT
Importance of ethnic group to sense of who you are	
Schools emphasize ethnic/racial issues properly	ETHIMP ETHHIST
Ethnic background of . . .	
Respondent	ETHID, ETHID1, AMISSUE, AMISSUE1, ETHISSUE, ETHISSU1, ETHNIC, ETH1, ETH2, ETH3, ETHNUM, HISPANIC, NATBORN SPETHNIC, SPETH1, SPETH2, SPETH3, SPETHNUM
Spouse	
See also LANGUAGE, NATIVITY, RACE, UNITED STATES	

SUBJECTMNEMONICS**EUTHANASIA**

See also SUICIDE, TERMINAL ILLNESS

Evenings, See SOCIABILITY

Experiments, See SPLIT BALLOTS

Extramarital sex, See SEX

Fair, See PEOPLE

Faith, See RELIGION

FAMILY

Adopted children

Age 16

Balancing work and family

Caring for ill family member

R time looking after family

Spouse time looking after family

Communication with . . .

Adult relatives

Parents

Siblings

Son/daughter

Conflict with work

Children

Deaths of family members

Employer's attempts to meet family needs

Health insurance

R's biological children covered

R's non-biological/adopted children covered

R's spouse covered under R's plan

Men overwork and hurt family

Mode of communication

Number of friends and relatives

Problems with

LETDIE1, LETDIE2, LETDIE1Y

ADOPTKID

FAMILY16, FAMDIF16

BALWKFAM, WKVSFAM, FAMVSWK, JOBVSFAM, TALKSPVS

FAMWKBST, FAMWKLST

OBTOHELP

RFAMLOOK

SPFALOOK

GRPARNUM, GRKIDNUM, UNAUNUM,
 INLAWNUM, RELNUM, RELMOST RELVISIT,
 RELTIME, RELCALL UNCAUNTS, COUSINS,
 PARSLAW, SIBINLAW, NIECENEP, GODPARTS
 MALIVE1, MAYRBORN, MAYRDIED, PALIVE1,
 PAYRBORN, PAYRDIED, MALIVE, MAVISIT,
 MATIME, MACALL, PALIVE, PAVISIT, PATIME,
 PACALL, PAVISIT1, PACALL1,
 MAVISIT1, MACALL1, MATIME1

SISNUM, SISVISIT, SISTIME, SISCALL, BRONUM,
 BROVISIT, BROTIME, BROCALL, SIBMOST,
 SIBVISIT, SIBCALL

DAUNUM, DAUVISIT, DAUTIME, DAUCALL,
 SONNUM, SONVISIT, SONTIME, SONCALL,
 KIDMOST, KIDVISIT, KIDCALL, ENGDA, ENGSON
 REFPROMO, REFMORWK, REFXHR, HOUR,
 WORKLESS, NOATHOME, NONURSE,
 NOHMEWRK

EVKID, KIDLIVED, KIDNOW1, KIDNOW2, KIDRESP

PADEATH, MADEATH, CHLDDTH, SIBDEATH, SPDEATH, DEATH5, DEATH16

FLEXTIME, PARLEAVE

MYKIDS

OTHKIDS

SPPART

MEOVRWRK

INPERSON, BYPHONE, LETTERS, MEETINGS,

BYEMAIL, BYEMPROB

CELPHONE, CALLTYPE

NUMCNTCT, NUMPROBS

FAMPER1, FAMPER2, FAMPER3, FAMPER 4, FAMPER5

SUBJECTMNEMONICS

Quality of future family life	HAPGIRLS, HAPBOYS
R's household characteristics	
Characteristics of R's nth child	KDSEX1, KIDSEX2, KIDSEX3, KIDSEX4, KIDSEX5, KIDSEX6, KIDSEX7, KIDSEX8, KIDSEX9, KDYRBRN1, KDYRBRN2, KDYRBRN3, KDYRBRN4, KDYRBRN5, KDYRBRN6, KDYRBRN7, KDYRBRN8, KDYRBRN9, KDREL1, KDREL2, KDREL3, KDREL4, KDREL5, KDREL6, KDREL7, KDREL8, KDREL9 KDALIVE1, KDALIVE2, KDALIVE3, KDALIVE4, KDALIVE5, KDALIVE6, KDALIVE7, KDALIVE8, KDALIVE9, KDEDUC1, KDEDUC2, KDEDUC3, KDEDUC4, KDEDUC5, KDEDUC6, KDEDUC7, KDEDUC8, KDEDUC9
Characteristics of nth person in R's household	OLD1, OLD2, OLD3, OLD4, OLD5, OLD6, OLD7, OLD8, OLD9, OLD10, OLD11, OLD12, OLD13, OLD14, MAR1, MAR2, MAR3, MAR4, MAR5, MAR6, MAR7, MAR8, MAR9, MAR10, MAR11, MAR12, MAR13, MAR14, AWAY1, AWAY2, AWAY3, AWAY4, AWAY5, AWAY6, AWAY7, AWAY8, AWAY9, AWAY10, AWAY11, AWAY12, AWAY13, AWAY14, WHERE1, WHERE2, WHERE3, WHERE4, WHERE5, WHERE6, WHERE7, WHERE8, WHERE9, WHERE10, WHERE11, WHERE12, WHERE13, WHERE14 RELATE1, RELATE2, RELATE3, RELATE4, RELATE5, RELATE6, RELATE7, RELATE8, RELATE9, RELATE10, RELATE11, RELATE12, RELATE13, RELATE14 GENDER1, GENDER2, GENDER3, GENDER4, GENDER5, GENDER6, GENDER7, GENDER8, GENDER9, GENDER10, GENDER11, GENDER12, GENDER13, GENDER14
Relation of nth person to household head	RELHHD1, RELHHD2, RELHHD3, RELHHD4, RELHHD5, RELHHD6, RELHHD7, RELHHD8, RELHHD9, RELHHD10, RELHHD11, RELHHD12, RELHHD13, RELHHD14
R's marital status	MARITAL, AGEWED, DIVORCE, WIDOWED, AGEWEDCR, POSSLQ, POSSLQY, EVDIV, MARUNION, MARTYPE
Religion	
R's spouse raised Jewish	SPJOTH16, SPJREL16
R accepts relative marrying someone from a different religion	RELMARRY
Sex abuse by friends or family members	CLSCLSEX
Socializing with family	SOCREL, SOCPARS, SOCSIBS
Spouse's family at age 16	SPFAM16
Success in	FAMLIFE
Who benefits/hurts from traditional household arrangement	MENBEN, WOMENBEN, CHLDBEN, ALLBEN, NOONEBEN, MENHRT, WOMENHRT, CHLDHRT, ALLHRT, NOONEHRT
See also AGED, CHILDREN, COHABITATION, DIVORCE, HOUSEHOLD, INCOME, MARITAL STATUS, PARENTS, RELATIVES, SATISFACTION, SIBLINGS, SOCIABILITY, SOCIAL NETWORKS, LABOR FORCE STATUS, RELIGION, JOB	
Father, See EDUCATION, OCCUPATION, SOCIAL NETWORKS, SOCIABILITY, TRAUMA	
Fatigue, See HEALTH	
Fear neighborhood, See RESIDENCE	
FEDERAL GOVERNMENT	
Confidence in institutions	CONFED, CONJUDGE, CONLEGIS, CONARMY, CONFEDY, CONJUDGY, CONLEGIY, CONARMYY, CONCONG, CONGOVT, FEDTRUST

<u>SUBJECT</u>	<u>MNEMONICS</u>
Democracy's effectiveness	DEMWORKS
Entitlements for immigrants and undocumented aliens	IMMFARE, UNDOCWRK, UNDOCCOL, IMMCOSTS UNDOCKID
Fraud	TAXCHEAT, GOVCHEAT
Government pays proper attention to Government representation reflect ethnic composition of constituency	WHTGOVT, BLKGOVT, HSPGOVT, ASNGOVT OWNETH, CONGETH
Government versus private operation of electric power, hospitals, banks	RUNPOWER, RUNHOSP, RUNBANKS
Impact/Effect of elections for raising awareness of government to people's needs	POLEFF14
Impact/Effect of the individual on government	POLEFF11
Impact/Effect of a single politician on the government	POLEFF12
Level of power	GOVTPOW
Members of Congress try to keep election promises	POLEFF16, POLEFY16
Natural environment protection	NATRECON
Natural disaster responsibilities	SPNATDIS, NATDISIN, NATDISCM
Responsibilities	AFFRMACT, HELPPPOOR, HELPNOT, HELPSICK, HELPBLK, JOBAFF, NATDISIN, NATDISCM
Provide consumer information	REQINFO
Retirement	MUSTRET
Role in economy	JOBSALL, PRICECON, HLTHCARE, AIDOLD, AIDINDUS, AIDUNEMP, EQUALIZE, AIDCOL, AIDHOUSE
Role in industry	OWNPOWER, OWNMASS, OWNSTEEL, OWNBANKS, OWNAUTOS
Role in integrating or maintaining ethnic/racial groups within American society	GVTAPART, GVTMELT
Secrecy issues	
Rights of the individual	CHKFINAN, CHKSPFIN, CHK TAXES, KNOMENTL
Secrets kept by the government	SEC DIPO, SECMILOP, SECTERR, SECBUDGT
Social Security	SOCSECR, SOCSECFX, SOCSECNU
Spending levels	CUTSPDR, CUTSPDFG
Spending priorities	
Big cities	NATCITY, NATCITYY, NATCITYZ
Crime and drugs	NATCRIME, NATDRUG, NATCRIMY, NATDRUGY, NATCRIMZ, NATDRUGZ, SPPOLICE
Education and childcare	NATEDUC, NATCHLD, NATEDUCY, NATEDUCZ, SPSCHOOL
Environment	NATENVIR, NATENVIY, NATENVIZ, SPENVIRO
Foreign affairs	NATARMS, NATAID, NATARMSY, NATAIDY, NATARMSZ, NATAIDZ, SPARMS
Health	NATHEAL, NATHEALY, NATHEALZ, SPHLTH
Improving the conditions of blacks	NATRACE, NATRACEY, NATRACEZ
Science and culture	NATPARK, NATSCI, NATPARKZ, SPARTS
Social security and other govt benefits	NATFARE, NATSOC, NATFAREY, NATFAREZ, NATSOCZ, SPRETIRE, SPUNEMP, SPMENTL, SPNATDIS
Space exploration	NATSPAC, NATSPACY, NATSPACZ
Taxes and debt	TAXSPEND
Transportation	NATROAD, NATMASS, NATROADZ, NATMASSZ
Support for science	ADVFRONT, LEADSCI
Funds for stem cell research	SCRESRCH

<u>SUBJECT</u>	<u>MNEMONICS</u>
Trust that government administrators will do what is best for country	POLEFF17, POLEFY17
Understanding of political issues/government See also CONFIDENCE, ECONOMY, SPENDING, UNITED STATES, CIVIL LIBERTIES, COURTS, BIRTH CONTROL, PRIVACY	POLEFF13, POLEFF15
FEELINGS	
Anger	SHOWANGR, ANGRYWRK, ANGRYFAM, ANGRYGVT, ANGRYWHY, ANGRYEV, WHNANGRY, HOWANGRY, ANGLAST, THNKANGR, ANGRY MADAT, MADAT1, MADAT2, MADAT3, MADAT4, MADAT5, MADAT6, MADAT7, MADAT8, MADAT9, MADAT10, MADAT11, MADAT12, MADAT13, MADAT14, MADAT15, MADAT16, MADAT17, MADAT18, MADAT19, MADAT20, MADAT21, MADAT22, MADAT23, MADAT24
Changing feelings of anger	CHNANG1, CHNANG2, CHNANG3, CHNANG4, CHNANG5, CHNANG6, CHNANG7, CHNANG8, CHNANG9, CHNANG10, CHNANG11, CHNANG12, CHNANG13, CHNANG14, CHNANG15, CHNANG16
Responsibility for anger	REACTOK, OTHRESP, SELFRESP, LIKEOTH
Empathy & caring	EMPATHY1, EMPATHY2, EMPATHY3, EMPATHY4, EMPATHY5, EMPATHY6, EMPATHY7, SELFLESS, ACCPTOTH
Feeling of freedom	FREEMNS1, FREEMNS2, FREEMNS3
Feelings towards control over one's life	NOPLAN, BADBRKS, MOSTLUCK, LITCNTRL
Feelings towards oneself	
Self-confidence, self-respect	SATSELF, AFAILURE, SLFRSPCT, OFWORTH, NOGOOD
Optimist	OPTIMIST, MOREGOOD
Pessimist	PESSIMST, NOTCOUNT, BIG5B2
Lazy	BIG5C2
Nervous	BIG5D2
Relaxed	BIG5D1
Trusted	BIG5B1
Sociable	BIG5A2
Imaginative	BIG5E1
Unartistic	BIG5E2
Thorough	BIG5C1
Reserved	BIG5A1
General display/control of feelings	SHOWANGR, SHOWFEEL, NOEMOTE, NOTUPSET, BEPLESNT, NOTWORRY
Has R felt...	
Angry	ANGRY
Anxious	ANXIOUS
Ashamed	ASHAMED
At ease	ATEASE
Calm	CALM
Contented	CONTENTD
Embarrassed	EMBARRSS
Excited	EXCITED
Fearful	FEARFUL
Happy	HAPFEEL
In the past 30 days...	
Hopeless	HOPELESS
Nervous	NERVOUS
Restless or fidgety	FIDGETY
Sad	NOCHEER
That everything is an effort	EFFORT
Worthless	WRTHLESS

SUBJECTMNEMONICS

Lonely
 Mad
 Outraged
 Overjoyed
 Proud
 Restless
 Sad
 Unable to shake the blues
 Worried

LONELY
 MADAT
 OUTRAGED
 OVRJOYED
 PROUD
 RESTLESS
 SAD
 SHAKEBLU
 WORRIED

See also HEALTH, ASIAN-AMERICANS, BLACKS,
 HISPANICS, WHITES

Feminism, See WOMEN

Fertility expectations, See CHILDREN

FINANCIAL INSTITUTIONS AND BANKS

Confidence in
 Government ownership of
 See also CONFIDENCE

CONFINAN, CONFINAY
 OWNBANKS

Financial situation, See INCOME, TRAUMA

Firearms, See GUN

Foreign aid, See UNITED STATES

FOREIGN AFFAIRS

Economic differences between countries
 Foreign policy, R's information about
 Nuclear war
 R's interest in international issues
 Tax to help poor countries
 Trade increases mean fewer jobs in U.S.
 United Nations
 U.S. involvement in war
 U.S. involvement in world affairs
 See also COMMUNISM, COUNTRIES,
 ENVIRONMENT, UNITED STATES

LDCGAP
 KNWFORGN
 NUKEWAR, MORENUKE, LESSNUKE, NONUKE
 INTINTL, TOPPROB1, TOPPROB2
 LDCTAX
 MORETRDE
 USUN
 USWAR, USWARY, LANDWAR
 USINTL

Form, See SPLIT BALLOTS

Free trade, See ECONOMY, UNITED STATES

FREEDOM

Amount compared with the past
 Amount have
 Choice and control
 Experiences that make feel free
 Freedom is... (interpretations of)
 Being left alone
 Choose and do what I want
 Express unpopular ideas
 Feeling inner peace

FREENOW, RFREENOW
 HOWFREE, RHOWFREE
 CNTRLIFE
 FREEEXP1, FREEEXP2, FREEEXP3
 FREEMNS1, FREEMNS2, FREEMNS3
 LEFTLONE
 CHOICE
 EXPUNPOP
 INPEACE

SUBJECTMNEMONICS

Government not spying or interfering
 Participating in politics
 See also MEDIA, SOCIAL CLASS, UNITED STATES
 CIVIL LIBERTIES, EQUAL RIGHTS AMENDMENT

NOGOVT
 PARTPOL, MEMPOLIT

Free Speech, See CIVIL LIBERTIES

FRIENDS

Best friend
 Contact with
 Close friends . . .
 At work
 Contact with
 Denomination of
 Gender of
 In neighborhood
 Number of
 Race of
 Religion of
 Desirable qualities of...

BESTFRD
 BSTVISIT, BSTCALL
 FRIWORK, COWRKFRD
 FRIVISIT, FRITIME, FRICALL
 FRNDDEN1, FRNDDEN2, FRNDDEN3, FRNDDEN4, FRNDDEN5
 FRISEX
 FRINEIGH, NEIFRD
 FRINUM, FRIENDS, NUMFREND, OTHFRD
 FRNDRAC1, FRNDRAC2, FRNDRAC3, FRNDRAC4, FRNDRAC5, NUMBWFRD,
 BWFRIEND, FRNDREL1, FRNDREL2, FRNDREL3, FRNDREL4, FRNDREL5
 FRDHONST, FRDINTEL, FRDCREAT, FRDCULTR, FRDDYNAM, FRDFUN, FRDRESP,
 FRDTHINK, FRDHELPS, FRDKNOWS, FRDENJOY
 FRNDKNOW
 NEEYFRD
 RIGHTPEO
 MAKEFRND
 CLSCLSEX

Group of friends
 Helped needy friend
 Religion helps R meet the right people
 Religion helps R make friends
 Sex abuse of by religious leader
 See also SATISFACTION, SOCIABILITY,
 SOCIAL NETWORKS

Gallup-Thorndike, See VOCABULARY TEST

GAYS AND LESBIANS

Age first attracted to same sex
 Age R first told another that R was gay/les/bi
 Age R first told another R had sex with same sex
 Attitudes toward
 Cause of homosexuality
 Civil liberties of
 Gender of R's sex partners
 in the last year
 in the last 5 years
 since age 18
 Government inquiries into
 Housing problems due to discrimination
 In military
 Job
 Harassment
 How many co-workers know R is gay
 Job loss/problems due to discrimination
 Marriage
 Marital status of R
 Number of Gays R knows...
 at work
 in family

ATTRACTD
 TOLDSXOR
 TOLDSMSX
 HOMOSEX, HOMOSEX1
 HOMOCHNG
 SPKHOMO, COLHOMO, LIBHOMO
 SEXSEX
 SEXSEX5
 SEXSEX18
 ASKSEXOR
 EVDWELL, DWELL5
 DRAFTGAY
 EVHARJB, HARJOB5
 TOLDWORK
 EVLOSEJB, LOSEJOB5, EVNEGJOB, NEGJOB5
 MARHOMO
 MARUNION, MARSTAT
 ACQWKGAY, TOLDWORK
 ACQFMGAY

SUBJECT**MNEMONICS**

in general
 in neighborhood
 through voluntary organizations
 Number of Gays R trusts
 Sexual orientation of R
 Spouse/partner, sex of
 See also SEX

ACQGAY
 ACQNHGAY
 ACQVAGAY
 TRTGAY
 SEXORNT
 SEXUNION

Gender, See SEX, WOMEN

Gender roles, See HOUSEHOLD

GENETIC TESTING

Birth defects
 Effects of

 Employment
 Good or harmful
 Knowledge of
 R would use
 Vignette
 See also ABORTION

GENEDEF1, GENEDEF2, GENEDEF3, GENEABRT
 GENEVIG1, GENEVIG2, GENENVO1
 GENENVO2, GENENVO3, GENENVO4, GENEEXPS
 GENEJOB, GENEHIRE, GENECANX, GENECANY, GENEGETS
 GENEGOOD, GENEGOO1, GENEGOO2
 GENETEST, GENETST1, TOMATOES, CLONING
 GENESELF
 GENENVO1, GENENVO2, GENENVO3, GENENVO4

GEOGRAPHIC MOBILITY

MOBILE16, GEOMOBIL

Get ahead, See WORK

Global warming, See ENVIRONMENT, SCIENCE

God, See RELIGION

Government, See also CONFIDENCE, ECONOMY,
 FEDERAL GOVERNMENT, POLITICAL,
 SPENDING, UNITED STATES

Grandparents, see NATIVITY, FAMILY

Grass, See MARIJUANA

Great Britain, See COUNTRIES

Group, see VOLUNTARY ASSOCIATIONS

GUNS

Discussion of
 Ownership

 R threatened with gun
 R's view...
 Favor or oppose permits
 Drinking and carrying a gun illegal
 Firmness of opinion
 Handgun ban's effect on crime
 Importance of

GUN12
 OWNGUN, PISTOL, SHOTGUN, RIFLE,
 ROWNGUN, OTHGUNS
 GUN, GUNAGE, GUNNUM, LAW1, LAW2

 GUNLAW, HGUNLAW, CRIMUP, CRIMDOWN
 GUNSDRNK
 GUNFIRM
 HGUNCRIM, CRIMUP, CRIMDOWN
 GUNIMP

SUBJECT**MNEMONICS**

Knowledge of issue
 Limit semi-automatics and high powered guns to military
 Penalty for illegal sales
 Require background check
 Stricter gun law after 9/11

GUNINFO
 SEMIGUNS, RIFLES50
 GUNSDRUG
 GUNSALES
 GUNS911

HAPPINESS

General
 Marriage
 See also SATISFACTION

HAPPY, HAPPY7, HAPUNHAP
 HAPMAR

HEALTH

Animal testing that harms animals, helps humans
 Disabilities, R's
 Difficulty remembering or learning
 Emotional or mental disability
 Hearing problem
 Physcal disability
 Physical disability, other
 Problem with daily tasks
 Vision problem
 Diseases, R's
 Arthritis
 Depression
 Diabetes
 Hypertension
 Doctors
 Choice of doctor
 Have regular doctor
 Have same doctor for more than one year
 Incentives for doctors
 Opinions about doctors. . .
 Concern for patient
 Financial concerns
 Other
 Prefer doctor to admit mistakes
 Prefer doctor to offer choices to me
 Prefer doctor to make decisions for my health care
 Thoroughness
 Trust
 Rely on doctor's knowledge
 Satisfaction with doctor
 General
 Health care
 Coverage offered by employer
 Coverage switched
 Denied mental health care services under benefits package
 Difficulty receiving care
 Future of Medicare
 Have health insurance
 Have Medicare/Medicaid

ANSCITST
 DISABLD6
 DISABLD5
 DISABLD1
 DISABLD3
 DISABLD4
 DISABLD7
 DISABLD2
 ARTHRTIS
 DEPRESS
 DIABETES
 HYPERTEN
 DOCLIST, ANYDOC, CHOSEDOC
 REGDOC
 REGDOCYR
 FININC, FININC1, FININC2, FININC3, FININC4
 DOC3, DOC9, DOC16, DOC16A, DOC19, DOC19A
 DOC7, DOC13, DOC14
 DOC6, DOC10, DOC11
 DOC20A
 DOCASKME
 DOCDECID
 DOC1, DOC4
 DOC12, DOC17, DOC18, DOC18A, DOC20, DOCCOSTS
 DOCRELY
 DOCSAT
 HEALTH, HEALTH1
 HELPSICK, HLTHCARE, HLTHCOVR
 EMPHLTH, EMPHLTH1, EMPHLTH2, EMPHPLAN
 SWITHLTH
 MNTLDENY
 MNTLDIF, DIFFCARE
 MEDCHCK
 HLTHINSR, HRDSHP6
 HLTHPLAN

SUBJECTMNEMONICS

How likely R could find new job, same benefits	FINDNWJB
Insurance plan have restrictions	INSRLMTS
Insurance plan covers R's children	MYKIDS
Insurance covers non-bio/adopted kids	OTHKIDS
Insurance covers R's spouse	SPPART
Insurance, source of	HLTHTYPE
Opinion of HMO's	HMO1, HMO2, HMO3, HMO4, HMO5, HMO6, HMO7
Other name for insurance plan or HMO policy	OTHPLAN
Received mental health care treatment	MNTLCARE
Should be provided to everyone	HLTHALL
Health problems	HLTH1, HLTH2, HLTH3, HLTH4, HLTH5, HLTH6, HLTH7, HLTH8, HLTH9, HLTH10, HLTH11, HLTHDAYS
Pain	BACKPAIN, PAINARMS
Stress	USEDUP, MNTLHLTH, STRESS
Height	HEIGHT
HIV/AIDS knowledge	AIDSLOOK, AIDSCNDM, HIVVAC, HIVKISS
HIV/AIDS test	HIVTEST
Test date, location	HIVTEST1, HIVTEST2
Missed work for physical or mental health	MISSWORK
Physical health	PHYSHLTH
Physical or emotional limitations. . .	
Accomplished less	DIDLESSP, DIDLESSE TREAT3, TREAT5, WAIT3, WAIT5
Calm and peaceful	PEACEFUL, TREAT8, WAIT8
Downhearted and blue	DOWNBLUE, TREAT10, WAIT10
Energy	ENERGY, TREAT9, WAIT9
Interfered with social activities	SOCACTS, TREAT11, WAIT11
Less careful	CRELESSE, TREAT6, WAIT6
Limited activities	LIMITEDP, TREAT4, WAIT4
Moderate activities	MODACT, TREAT1, WAIT1
Pain interfered with work	PAIN, TREAT7, WAIT7
Stairs	STAIRS, TREAT2, WAIT2
R's interest in new medical discoveries	INTMED
Satisfaction with health	SATHEALT
Sought health information	HLTHINFO
Where sought	HLTHPAPR, HLTHMAG1, HLTHMAG2, HLTHDOC HLTHFREL, HLTHTV, HLTHWWW
Sought medical care for mental health	USEDMNTL
Treatment for...	
Emotional health problem	EMOTQOL, EMOTFAM, EMOTCURE, EMOTRELY, EMOTFEEL
Feeling downhearted and blue	DOWNQOL, DOWNFAM, DOWNCURE, DOWNRELY, DOWNFEEL
Pain	PAINQOL, PAINFAM, PAINCURE, PAINRELY, PAINFEEL
Vignette	DOCVIG, BELVEDOC, DOCINFO, DOCNOMRI, DOCSWTCH, INSRCHNG, SECOPIN
Weight	WEIGHT
Trouble Sleeping	SLPPRBLM
See also TRAUMA, UNITED STATES, MENTAL HEALTH, FEELINGS, AIDS, ABORTION, EUTHANASIA, CHILDREN	
Helpful, See PEOPLE	
High School, See EDUCATION, CHILDREN	

SUBJECTMNEMONICS**HISPANICS**

Characteristics ascribed to . . .	
Attitudes to welfare	FAREHSPS
Attitude toward work	WORKHSPS
Commitment to fair and equal treatment of all groups	FAIRHSPS
Commitment to family	FAMHSPS
Influence of	INFLUHSP
Intelligence of	INTLHSPS
Patriotism of	PATRHSPS
Proneness to violence	VIOLHSPS
Discrimination against	HSPJOBS, HSPHOUSE
Estimated percentage in local community	COMHISP
Estimated percentage in US	USHISP
Feel warm/cool toward . . .	FEELHSPS
Government pays proper attention to	HSPGOVT
Know any. . .	KNWHISP
Feel close to	HISPCLS
How know (school, community, related work)	HISPSCHL, HISPCOM, HISPREL, HISPWRK
Number of Hispanics R knows...	
at work	ACQWKHSP
in family	ACQFMHSP
in general	ACQHISP
in neighborhood	ACQNHSP
through voluntary organizations	ACQVAHSP
Living in neighborhood	LIVEHSPS, HSPASN10
Number if Hispanics R trusts	TRTHISP
Population will grow	HISPCHNG
Relative marrying	MARHISP
Spanish bilingual education	ENGTEACH
Wealth of	WLTHHSPS
Work with	HISPWORK
See also LANGUAGE, RACE, ETHNICITY	

HMO's, See HEALTH

Hobbies, See LEISURE, SATISFACTION,
VOLUNTARY ASSOCIATIONS

HOMICIDE

Age of known victims	CIDEAGE, CIDEAGE2, CIDEAGE3
R knows any victims	CIDEKNEW, CIDEWHO, CIDEWHO2, CIDEWHO3
Race of known victims	CIDERACE, CIDERAC2, CIDERAC3
Region of known victims	CIDEREG, CIDEREG2, CIDEREG3
Sex of known victims	CIDSEX, CIDSEX2, CIDSEX3
See also CAPITAL PUNISHMENT, CRIME, VIOLENCE	

Homosexuals, See CIVIL LIBERTIES,
GAYS & LESBIANS, SEX

Hospitalization, See TRAUMA, HEALTH,
MENTAL HEALTH

SUBJECTMNEMONICS**HOURS WORKED**

Respondent HRS1, HRS2, WORKWEEK
 Spouse SPHRS1, SPHRS2
 See also EMPLOYMENT, LABOR FORCE STATUS,
 WEEKS WORKED, WORK

House, See DWELLING, RESIDENCE

HOUSEHOLD

Age groups BABIES, PRETEEN, TEENS, ADULTS, FAMGEN
 Aged should not live with parents OWNHH1
 Composition
 Characteristics of R's nth child KDSEX1, KDSEX2, KDSEX3, KDSEX4, KDSEX5, KDSEX6,
 KDSEX7, KDSEX8, KDSEX9
 KDYRBRN1, KDYRBRN2, KDYRBRN3, KDYRBRN4, KDYRBRN5, KDYRBRN6,
 KDYRBRN7, KDYRBRN8, KDYRBRN9
 KDREL1, KDREL2, KDREL3, KDREL4, KDREL5, KDREL6,
 KDREL7, KDREL8, KDREL9
 KDALIVE1, KDALIVE2, KDALIVE3, KDALIVE4, KDALIVE5, KDALIVE6,
 KDALIVE7, KDALIVE8, KDALIVE9
 KDEDUC1, KDEDUC2, KDEDUC3, KDEDUC4, KDEDUC5, KDEDUC6
 KDEDUC7, KDEDUC8, KDEDUC9
 Characteristics of nth person in R's household OLD1, OLD2, OLD3, OLD4, OLD5, OLD6, OLD7, OLD8, OLD9, OLD10, OLD11,
 OLD12, OLD13, OLD14, MAR1, MAR2, MAR3, MAR4, MAR5, MAR6, MAR7, MAR8,
 MAR9, MAR10, MAR11, MAR12, MAR13, MAR14,
 AWAY1, AWAY2, AWAY3, AWAY4, AWAY5, AWAY6,
 AWAY7, AWAY8, AWAY9, AWAY10, AWAY11, AWAY12, AWAY13, AWAY14,
 WHERE1, WHERE2, WHERE3, WHERE4, WHERE5, WHERE 6, WHERE7,
 WHERE8, WHERE9, WHERE10, WHERE11, WHERE12, WHERE13, WHERE14
 RELATE1, RELATE2, RELATE3, RELATE4, RELATE5, RELATE6, RELATE7,
 RELATE8, RELATE9, RELATE10, RELATE11, RELATE12, RELATE13, RELATE14
 GENDER1, GENDER2, GENDER3, GENDER4, GENDER5, GENDER6, GENDER7
 GENDER8, GENDER9, GENDER9, GENDER10, GENDER11, GENDER12,
 GENDER13, GENDER14
 Children KIDLIVED, KIDNOW1, KIDNOW2, KIDRESP
 Generations in household FAMGEN
 Household type HHTYPE, HHTYPE1
 Number in household unrelated UNRELAT
 Number in R's family RESPNUM
 Number of persons in household HOMPOP, HEFINFO
 Number of visitors in household VISITORS
 R a visitor RVISITOR
 Race of household HHRACE
 Relation of nth person to household head RELHH1, RELHH2, RELHH3, RELHH4, RELHH5, RELHH6, RELHH7, RELHH8,
 RELHH9, RELHH10, RELHH11, RELHH12, RELHH12, RELHH14
 RELHHD1, RELHHD2, RELHHD3, RELHHD4, RELHHD5, RELHHD6, RELHHD7,
 RELHHD8, RELHHD9, RELHHD10, RELHHD11, RELHHD12, RELHHD13, RELHHD14
 Relation of nth person to spouse of household head RELSP1, RELSP2, RELSP3, RELSP4, RELSP5, RELSP6, RELSP7, RELSP8,
 RELSP9, RELSP10, RELSP11, RELSP12, RELSP13, RELSP14
 R's relationship to household head RPLACE
 Division of household work and chores
 Attitudes toward TIMEHOME, STRSSHME
 Care for sick family members CARESICK, CARESIK1

SUBJECT**MNEMONICS**

Cleaning	CLEAN1, HHCLEAN1
Cooking	COOKING1
Fairness of	FAIRHWRK, HHWKFAIR, HHWKDIS
Laundry	LAUNDRY, LAUNDRY1
Men should work, women stay at home	HUBBYWK1, MRMOM
Plan meals	DINNER
Repairs	REPAIRS, REPAIRS1
R's level of household work	HWDUTIES, RHMEWRK, RHHWORK
R's spouse's level of household work	SPHMEWRK, SPHHWORK, HHWKFAIR
Shop for food	SHOPFOOD, SHOP1
Tired	TIREDHM1, TIREDWK1
Division of money/finances with partner	FAMFINAN
Spending and budgeting responsibilities	DECAUTO, DECBED, DECGIFT, FAMBUDGT
Made direct charitable donation	HOMELESS, NEEDYNEI, NEEDYREL, NEEDYFRD NEEDYOTH
Number of wage earners	EARNRS
Poverty status	POVLINE, INCDEF
Race	HHRACE
Reasons why women are more likely to take care of children than men are	FEKIDS1, FEKIDS2, FEKIDS3, FEKIDS4, FEKIDS5
Visitors	RVISITOR, VISITORS
Who benefits/hurts from traditional household arrangement	MENBEN, WOMENBEN, CHLDBEN, ALLBEN, NOONEBEN, MENHRT, WOMENHRT, CHLDHRT, ALLHRT, NOONEHRT
Women must work to support family	FEWRKSUP
Young should not live with parents	OWNHH
See also FAMILY CONTACT	

HOUSING

Discrimination in	HSPHOUSE, BLKHOUSE, ASNHOUSE
Government responsibility to provide	AIDHOUSE
See also DWELLING	

HUNTING

See Also, LEISURE	HUNT, HUNTOTHR, HUNT1
-------------------	-----------------------

Identity, See ETHNICITY

Illness, See TRAUMA

IMMIGRATION

Age when permanently moved to US	AGECMEUS
American culture undermined by immigrants	IMMCULT
Attitudes towards immigrants	IMMPUSH, IMMWRKUP, IMMCULT, IMMEDUC, KIDSHERE, KIDSAWAY, IMMRGHTS, PATRIOT4
Assimilation	IMMASSIM
Chances will be adversely affected at work by immigrants	RIMMDISC
Characteristics of immigrants	WLTHIMM, WORKIMM, WLTHUNDC, WORKUNDC
Citizenship, does R plan to apply	FUCITZN
Country where R obtained highest degree	NATDEG
Country R was born in	BORNSP
Educational opportunities	IMMEDUC
Entitlements for immigrants and undocumented	IMMFARE, UNDOCWRK, UNDOCCOL,

SUBJECT**MNEMONICS**

aliens
Impact on US

UNDOCKID
IMMECON, IMMUNEMP, IMMUNITE, IMMCRMUP,
IMMNEW, IMMNOJOB, IMMIMP

Increase or decrease amount to US
Increase or decrease specific ethnic group to US

LETIN, LETIN1A
LETINHSP, LETINASN, LETINEUR

Status of R

IMMSTATS

Visas

VISA, TYPEVISA

See also LANGUAGE, UNITED STATES, NATIVITY,
CITIZEN

INCENTIVES

Income inequality and

SOCDF1, INCENTIV

Skill acquisition and

SOCDF3

See also INCOME, INEQUALITY

INCOME

Actual

Age 16, relative to others

INCOM16

Division of money/finance with partner

FAMFINAN

Determinants of income

PAYRESP, PAYSUP, PAYFAM1, PAYCHILD,
PAYDOWEL, PAYHARD, PAYFAM, PAYEDUC, PAYEDTRN
EARNDES, JUSTPAY, FAIREARN

Earn what R deserves

INCLSTJB

From last job

From R's business

OWNINC

How much R's pay changed since R began

PAYCHNGE

Importance of financial security

IMPFINAN

Inflation-adjusted personal income

CONRINC

Family income

INCOME, INCOME72, INCOME77, INCOME82,
INCOME86, INCOME91, INCOME98, INCOME06,
REALINC, OTHPAY, CONINC
BIZGROSS, BIZSHARE
FININD, FININD1
SATFIN, FINALTER, POVLINE, INCDEF,
FINAN1, FINAN2, FINAN3, FINAN4, FINAN5, SALSATFN, RINCBLLS

Family business/entrepreneurial

Financial independence

Financial situation

Government aid

GOVAID, GETAID

Minimum needed

INCNEED, MININC, MINFOUR, MINFOOD,
MINTHREE

Poverty

POVLINE, INCDEF

R's income

RINCOME, RINCOM77, RINCOM82, RINCOM86,
RINCOM91, RINCOM98, RINCOM06, REALRINC

R's past pay vs. current pay

PASTPAY

Relative to others

FINRELA, EARNSMOR, EARNMORE, EARNSHH

Relative to spouse/partner

EARNSHH

Welfare

WELFARE1, WELFARE2, WELFARE3, WELFARE4, WELFARE5, WELFARE6

See also HOUSEHOLD, INEQUALITY, JOB,
PURCHASES/TRANSACTIONS, POVERTY,
SOCIAL CLASS, SOCIAL MOBILITY, TAX

INDUSTRY

Child of R

KDIND80

Family business

FAMBIZ

Father

PAIND16, PAIND80, PAIND10

Mother

MAIND80, MAIND10

SUBJECTMNEMONICS

Respondent	WRKGOVT, INDUSTRY, INDUS80, INDUS10
First job	INDFIRST
Sibling	SBIND80
Spouse	SPIND, SPIND80, SPIND10
Current spouse's parent	SPHEDIND
See also BUSINESS, CORPORATIONS, D.O.T. CODES, OCCUPATION, WORK	
INEQUALITY	
Equalization	EQWLTH, EQWLTHY, EQINCOME, EQUALIZE, GOVEQINC
Government responsibility to...	
Help the poor	HELPPOR
Provide guaranteed annual income	GOVMINC
Provide jobs for all	GOVJOBS
Provide for unemployed	GOVUNEMP
Reduce income inequality	EQINCOME, INCGAP
Spend less on poor	GOVLESS
Income of occupations, R's estimate and opinion of ideal amount	
Bank clerk	PAYCLERK, GIVCLERK
Bus driver	PAYBUS, GIVBUS
Cabinet member	PAYCABNT, GIVCABNT
Corportate head	PAYEXEC, GIVEXEC
Doctor	PAYDOC, GIVDOC
Farm worker	PAYFARM, GIVFARM
Lawyer	PAYLAW, GIVLAW
Mason	PAYMASON, GIVMASON
Owner of large factory	PAYFCTRY, GIVFCTRY
Sales clerk	PAYSALES, GIVSALES
Secretary	PAYSEC, GIVSEC
Shop owner	PAYOWNER, GIVOWNER
Skilled worker	PAYSKILL, GIVSKILL
Supreme court justice	PAYJUDGE, GIVJUDGE
Unskilled worker	PAYUNSKL, GIVUNSKL
Worker in R's occupation	PAYROCC, GIVROCC
Justifications for income differences	INCENTIV, SOCDIF1, SOCDIF2, SOCDIF3, SOCDIF4, INEQUAL1, INEQUAL2, INEQUAL3, INEQUAL4, INEQUAL5, INEQUAL6, INEQUAL7
Justness of better health care/education for people with higher incomes	RICHHLTH, RICHEDUC
Outcomes	OPOUTCME
Right to get rich	RICHPOOR
Why Blacks have lower SES	RACDIF1, RACDIF2, RACDIF3, RACDIF4
See also INCOME, POVERTY	
Infidelity, See SEX	
Information superhighway, See COMPUTERS AND INTERNET	
Institutions, See CONFIDENCE	
Integration, See RACE	

SUBJECT**MNEMONICS**

Intelligence testing, See REASONING ABILITY,
VOCABULARY TEST

International, See COUNTRIES, ENVIRONMENT,
FOREIGN AFFAIRS, UNITED STATES

Interracial marriage, See RACE

Internet, See COMPUTERS AND INTERNET

INTERVIEW

Ability to complete interview if only in English	SPANSELF
Interviewer's assessment of R's ability to complete interview if only in English	SPANINT
Consent to record	CONSENT
Cooperation	COOP2, COOP, ROBJECT, EASYGET
Understanding	COMPREND, RUNDRSTD, ROBJECT
Ethnicity of Interviewer	INTHISP, INTETHN
Fee used to get interview	FEEUSED, FEELEVEL
Language of...	SPANENG
Length of interview	LNGTHINV
Mode - in person or over phone	MODE, SCIMODE
Modules completed (specific)	SAQISSP, SAQSEX, SAQGENE
Respondent ID number	ID
Interviewer's age	INTAGE
Interviewer's race	INTRACE1, INTRACE2, INTRACE3, INTETHN
Interviewer's sex	INTSEX
Interviewer's number of years at NORC	INTYRS
Interviewer's ID	INTID
Interviewer perception of weight	INTRWGHT
Introduction	SCIINTRO
Year of interview	YEAR

Isolation, see ALIENATION, ANOMIA

JEWS

Bar or bat mitzvah, R had when growing up	BMITZVAH
Characteristics ascribed to . . .	
Attitudes to welfare	FAREJEWS
Attitudes to work	WORKJEWS
Commitment to fair and equal treatment of all groups	FAIRJEWS
Commitment to family	FAMJEWS
Influence of	INFLUJEW
Intelligence of	INTLJEWS
Patriotism	PATRJEWS
Proneness to violence	VIOLJEWS
Wealth	WLTHJEWS
Child of R	KD1RELIG, KD2RELIG, KD3RELIG, KD4RELIG, KD5RELIG, KD6RELIG, KD7RELIG, KD8RELIG, KD1JWOTH, KD2JWOTH, KD3JWOTH, KD4JWOTH, KD5JWOTH,
Denomination	JEWAJ, JEW16AJ, SPJEWAJ
Estimated percentage in local community	COMJEWS
Estimated percentage in US	USJEWS
Know any. . .	KNWJEW

SUBJECTMNEMONICS

Feel close to
 How know (school, community, related work)
 Living in neighborhood
 Parents
 Population will grow
 Spouse
 Strength of
 Relative marrying
 Temperature toward
 See also RELIGION

JEWSCLS
 JEWSSCHL, JEWSCOM, JEWSREL, JEWSWRK
 LIVEJEWS
 MAJWOTH, MAJEW, PAJWOTH, PAJEW
 JEWSCHNG
 SPJOTH16, SPJEWAJ, SPJEW, SPOTHJEW, SPJEW16
 RELITENA
 MARJEW
 JEWTEMP

JOB

Absence
 Blacks shown preferences
 Chances job adversely affected by immigrants
 or workers of opposite race
 Criteria for layoffs

 Conflict with management
 Current employer, years R worked for
 Determinants of pay
 Age
 Don't know
 Experience
 Family responsibility
 Formal qualifications
 Performance

 Standard rates
 Tenure
 Does R want job now
 Engineering

 Entrepreneurship, R owns business

 Full time jobs, number of (2005-2008)
 Full time job, year R worked last
 Harassment by job supervisors
 How often paid
 Wage (hourly, weekly, etc.)
 Health insurance
 Covers R's children
 How likely R could find new job, same benefits
 Offered by employer
 Other name for insurance or HMO policy
 Source of
 Important characteristics of a job
 Income

 Job security

 Short hours
 Opportunity for advancement

ABSENT, MISSWORK
 DISCAFF, DISCAFFY, JOBAFF
 RDISCAFF, RIMMDISC

 LAYOFFS, WHYLOSE
 WKCOMPTR, WOCOMPTR
 BOSSWRKS
 CUREMPYR

 RAGEEMP, FTWORK, FTWORK1
 RDK
 REXPERNC
 RFAMRESP, PAYFAM
 REDUCEMP, PAYEDUC
 RDOWELL, PAYDOJOB
 YEARVAL
 RPAYSAME
 RYRSFIRM, PAYTIME
 WANTJOB
 ENGDA, ENGSON, ENGRES, ENGDO, ENGLONE, ENGDGR,
 ENGGOOD, ENGFUN, ENGPROB, ENGODD, ENGBTR,
 ENGREL, ENGINT, ENGEARN, ENGBRNG, ENGNRING
 WHYBIZ, YEARBIZ, NUMEMPS5, NUMOWN,
 PAIDEMPS, OWNINC
 WORK3YRS
 LASTYRWK
 HARSEXJB, SPVTRFAIR
 HOWPAID
 HOURLY, DAILY, WEEKLY, MONTHLY, YEARLY

 MYKIDS
 FINDNWJB
 EMPHLTH, EMPHLTH1, EMPHLTH2, EMPHPLAN
 OTHPLAN
 HLTHTYPE

 JOBINC, JOBPAY, HIINC
 INCLSTJB
 JOBKEEP, JOBSEC, SECJOB
 LOSEJB12
 JOBHOUR, LEISURE
 JOBPROMO, JOBRISE, PROMOTN

SUBJECTMNEMONICS

Sense of accomplishment	JOBMEANS
Prestige	JOBHONOR
Flexible hours	FLEXTIME, FLEXHRS, CHNGTIME
Time off to new parents	PARLEAVE
Interesting work	INTJOB
Independence	WRKINDP
Helping others	HLPOTHS
Social usefulness	HLPSOC
Injury on the job	HURTATWK
Job information sought	JOBINFO
Job information sources	JOBPAPER, JOBPUB, JOBCOWRK, JOBCNTCT, JOBFRNDS, JOBPLACE, JOBTVRAD, JOBONWWW
Likelihood of R leaving present job	LEAVEJOB, TRYNEWJB, WHYLEAVE
Lost jobs are better than new jobs created	LOSTJOBS
Lost jobs due to trade increases	MORETRDE
Not working as hard as R should	NTWKHARD
Number of employers R ever worked for	NUMEMP
Pay raises	RAISEALL, RAISEHRD, RAISEFAV
Reasons for pay differences based on sex	FELESS1, FELESS2, FELESS3
R's current job	
Bonuses	WKBONUS, EXTRAPAY, COMPPERF, DEPTPERF, INDPERF, EXTR2001, EXTRAVAL, EXTRAYR, YEARVAL, EXTR2005
Discrimination/job loss due to sexual orientation	EVLOSEJB, LOSEJB5, NEGJOB5
Coworkers behaviors	COWRKHRD, TALKEMP, TALKSUP
Effort at work	IWRKHARD, DONOTHNG, NTWKHARD
Find new job at least as good as current	JOBEASY, NEWJOBS
Firm replace R, easy or difficult	REPLACEU
Fringe benefits	FRINGEOK, FRINGE1, FRINGE2, FRINGE3, FRINGE4, FRINGE5, FRINGE6, FRINGE7, FRINGE8, FRINGE9, FRINGE10, FRINGE11
Stocks and Options	OWNSTOCK, STOCKVAL, STOCKOPS, OPS2005, ESOP, TRDESTCK
Information, source of	LEARNJOB
Job characteristics	
Conditions allow productivity	PRODCTIV
Control over work	LOTOFSAY
Different standards in workplace	DIFSTAND
Enough time to do job	WRKTIME
Flexible hours	RFLEXHRS, CHNGTIME
Free to report problems	RPTPROBS
Harassment due to sexual orientation	EVHARJB, HARJOB5
Help others	RHLPOTHS
Help society	RHLPSOC
How much R's pay changed since R began	PAYCHNGE
Income high	RHIINC
Independence	RWRKINDP, WKFREEDM
Interesting	RINTJOB
Know schedule ahead of time	KNOWSCHD
Leisure time	RLEISURE
No conflicting demands on R	CONDEMND
Not enough staff, frequency	TOOFEWWK
Opportunity for advancement	RPRMOTN
Organization of R's job	DAILYWRK
Others are hostile and threatening to R at work	OTHCREDT, PUTDOWN, LACKINFO, PERSPACE, PHYSHARM ACTUPSET, HOTARGUS, SHOUT, LOOKAWAY

SUBJECTMNEMONICS

Overworked	OVERWORK
R knows job expectations	KNOWWHAT
R's past pay vs. current pay	PASTPAY
Reliable co-workers	RELIEDON
Requires R to learn new things	LEARNNEW
Requires R to work fast	WORKFAST
Second job	SECONDWK
Secure	RSECJOB, JOBSECOK, GDJOBSEC
Sexual orientation, how many co-workers know	TOLDWORK
Skills of R used	MYSKILLS
Smooth running workplace	WKSMOOTH
Stressfulness of work, frequency	STRESS, STRREDPG, STRESS12
Treated with respect	RESPECT, TREATRES
Type of last job	LASTJOB
Use of technology	USETECH
Varied tasks	WORKDIFF
Working for pay	WORKNOW
Workplace attendance	SKIPWORK
Job vs. family responsibilities	JOBVSHME, REFPRMO, REFMRWK, REFXHOOR, WORKLESS, NOATHOME, NONURSE, NOHMEWRK, JBINTFAM, FAMINTJB
Meeting face-to-face with clients/co-workers	MEETF2F1, MEETF2F2
Promotion	PROMTEOK, PROMTEFR
R's previous work in similar company	SAMEWORK
R's years at similar company	SITEYRS
Relations with co-workers	COWRKREL, COWRKERS, LOCALNUM, COWRKINT, COWRKHLP, SEECOWRK, INTLCOWK
Relations with management	WKSUB, UNMANREL, BOSSEMP, TRUSTMAN, SUPCARES, SUPHELP, MANVSEMP, WKPRAISE
Responsibilities	
Amount of money invlved where R had final say	YOUMONEY
Amount of money involved in R's decisions	TOTMONEY
Computers monitor R	MONITRED
Control over daily work	PLANWRK
Control over job	LOTTOSAY, JOBCNTRL, SETTHNGS
Decision making power	IDECIDE, WKDECIDE
Decisions about organizations money	ORGMONEY
Duties as supervisor	SUPDUTY1, SUPDUTY2, SUPDUTY3, SUPDUTY4, SUPDUTY5, SUPDUTY6, SUPDUTY7
Duties other than as supervisor	OTHDUTY1, OTHDUTY2, OTHDUTY3, OTHDUTY4, OTHDUTY5, OTHDUTY6, OTHDUTY7
Hand movements	HANDMOVE
Heavy lifting	HVYLIFT
Levels of supervision below R	LEVELS
Most of job is automated	AUTOMATN, AUTONOJB
Number of people supervised directly	YOUSUP
Part of team	PARTTEAM
People you supervise supervise others	SUPOTHR
Regularly evaluated	JOBJUDGE
Supervise work of other employees	OFFSUP
Total number of people R is responsible for	TOTSUP
Satisfaction	SATJOB, JOBSAT, SATJOB1, SATJOB7, WKTOPSAT
Sex ratio	GENDERWK

<u>SUBJECT</u>	<u>MNEMONICS</u>
Size	TOTALNUM, ORGSIZE, NUMORG, LOCALNUM
Type of Organization	TYPEORG
R worked at other parts of organization	WRKOTH, PARTORG
R's years in other parts	OTHYRS
Work environment	
Availability of help and equipment	HLPEQUIP
Availability of information	HAVEINFO
Base of operations	BASEOFOP
Bored at work	BOREDOM
Contacted outside of work	WKCONTACT
Dangerous conditions	DANGER
Denied raise	DENYRAIS
Different locations	WHEREWRK
Electronic harassment	EHARASWK
Exhaustion, R's	XHAUSTN
Ignored	IGNORWK
Jokes	JOKESWK
Knowledge of where working	FINDOUT
Know schedule ahead of time	KNOWSCHD
Lying	LIEDCWKR
Physical work	PHYSWRK, PHYEFFRT
Rudeness	RUDEWK
Rumors	RUMORWK
Safety in R's workplace	SAFETYWK, SAFEFRST, TEAMSAFE, SAFEHLTH
Source of workplace violence	WKBHVRS
Stressful work	STRESS, STRREDPG, STRESS12
Unhealthy conditions	UNHLTHY
Unpleasant conditions	UNPLEZNT
Work hours	OTHHRS, WORKDY, WRKSCHED
Control over	SETHOURS, CHNGTME, FAMWKOFF, TIMEOFF, CHNGTIME
Preferred	WANTJOB1, HRSMONEY
Years in Job	OCCYRS, LOCYRS, YEARSJOB
Years of Training	TRAINSCH
R's first job	FIRSTJOB, FIRSTSLF
Date of first job	DATEFRST
R's last job	
Why R laid off from last job	WHYJBCT1, WHYJBCT2, WHYJBCT3, WHYNOJB1, WHYNOJB2, WHYNOJB3
Why that job was abolished when R laid off	WHYLOSE
Why R left last job	LEAVEJB
Location of R's job	NUMSITES, PLACEWRK
Loyalty to company	IMATTER, HELPORG, NOTLOYAL, STAYORG1, SAMEVALS, PROUDORG, STAYORG2, NOTICED, CHNGEORG, PROUDEMP
R's part-time job	MOONLITE
R's second job	OTHERWRK
R's skills	SCHOOLNG, TRAINING, LEARNING, EXPTRAIN
Developed through education	EDCSKILL
Developed through work experience	JOBSKILL, OPDEVEL, TRAINOPS
Used in present job	USESKILL
Usefulness in finding another job	NEWJOB
R's supervisory role	WKSUP, WKSUPS, SUPERVIS, SUPNUM, SUPRVSJB
R's training	OCCTRAIN, TRAINSCH, OTJTRAIN
Scientific	FARMING, JOURNLISM, ACCNTSCI, FIREFTNG, MARRCOUN, MEDTREAT, ARCHITCT, LAWENFRC, ENGNRING, SLSMNSHP, CMPRGMNG, FINLCOUN

SUBJECT**MNEMONICS**

Scientists
Self-employment

SCIENTRE, SCIENTWK, SCIENTMO, SCIENTBR
WRKSLF, SPWRKSLF, PAWRKSLF, MAWRKSLF,
KDWRKSLF, SBWRKSLF
FORMLTRN, FORMLFIN, FORMLDYS, EMPTRAIN
FORMLHRS, DOINGTRN, DOINGFIN,
DOINGDYS, JBTRAIN
DISCAFFM, DISCAFFW, FEHIRE
SPLOCNUM
SPDAYS, SPHOUR, SPHRS1, SPHRS2
TALKSUP, TALKSVPS
TECHJOBS, TECHWORK
WKTENURE
EMPSELF, SMALLBIG, INDUSOTH, PRIVGOVT
MORETRDE
USETECH
WORRYJOB, LOSEJB12

Sex preferences/discrimination
Size of spouse's company
Spouse's time at work
Supervisor, talk to about family conflicts
Technology's effect on work/jobs
Tenure
Type of employer desired
Trade increases mean fewer U.S. jobs
Use of technology
Worry about losing job
See also D.O.T CODES, ECONOMY,
LABOR UNIONS, OCCUPATION, WORK,
COMPUTERS AND INTERNET

Judicial system, See COURTS

Kids, See CHILDREN

KNOWLEDGE

Environmental

GRNTEST1, GRNTEST2, GRNTEST3, GRNTEST4, GRNTEST5,
GRNTEST6, GRNTEST7

Political

GOVERNOR, USREP, SCHLHEAD, POLEFF20

Economic policy

KNWECON

Foreign policy

KNWFORGN

Reasoning

ALIKE1, ALIKE2, ALIKE3, ALIKE4, ALIKE5, ALIKE6, ALIKE7, ALIKE8

Scientific

Knowledge of...

Airplanes - lift

LFTPLANE

Animal body type in cold climate

ANHEAT

Antibiotics effect on viruses and bacteria

VIRUSES

Beginning of universe

BIGBANG, BIGBANG1

Best method to report the weight of a leaf

WEIGHING

Continental drift

CONDRIFT

Creation of radioactivity

RADIOACT

Determination of baby's sex

BOYORGRL, MABOYGRL

Earth's orbit around sun

EARTHSUN

Experimental design

EXPDESGN, EXPTEXT, FISHEXP1, FISHEXP2

SEESAND

Genetics

GENES, TOMATOES

Global warming

KNWGW, TEMPGEN1

How fish get oxygen

GILLS

How lasers work

LASERS

Human evolution

EVOLVED, EVOLVED1

Lightning seen before thunder heard

STORMTXT

Odds

ODDS1, ODDS2

Polar regions

Inuit, habitat

INUIT

North pole ice sheet

ICESHEET

SUBJECT**MNEMONICS**

Polar bears, extinction, guns or global warming	HUNTBEAR, TEMPGEN1
Polar ice caps, getting larger or smaller	ICECAPS
Sunlight at south pole	NOSUN
Properties of water	H2OLIFE
Science and technology	KNWSCI
Scientific study	SCISTUDY, SCITEXT
Size of electrons	ELECTRON
Temperature of center of Earth	HOTCORE
The north and south poles	KNWPOLAR
Time for earth to revolve around sun once	SOLARREV
Learn about current science from	SEEKSCI, SCIFROM
Legitimate areas for scientists' work	SCIPRY
Morality and science	SCIMORAL
Nanotechnology	NANOTECH
R has heard about	NANOKNW1
R's knowledge of	NANOKNW2
Harmful or beneficial	NANOWILL, NANOBEN
Scientific knowledge scale	SCITEST1, SCITEST2, SCITEST3, SCITEST4, SCITEST5
When most errors at work occur	DAYNIGHT
Why one gets short of breath at top of mountain	UPBREATH
Vocabulary	WORDSUM, WORDTRY, WORDA, WORDB, WORDC, WORDD, WORDE, WORDF, WORDG, WORDH, WORDI, WORDJ,

See also SCIENCE, ENVIRONMENT, POLITICAL,
VOCABULARY TEST, REASONING ABILITY

LABOR FORCE STATUS

Children	KDWORK1, KDWORK2, KDEVWORK
Cohabiting partner	COWRKSTA, COEVWORK, COHRS1, COHRS2
In family business	WKFAMBIZ
Mother's	MAWORK, MAWKBABY, MAWKBORN, MAWK16 MAWRKGRW, MAWORK14
R's	WRKSTAT, HRS1, HRS2, EVWORK, WEEKSWRK, PARTFULL, NEVERWK, HRFAMBIZ
Spouse's	SPWRKSTA, SPHRS1, SPHRS2, SPEVWORK
Unemployed	UNEMP

See also EMPLOYMENT, HOURS WORKED,
OCCUPATION, LABOR UNIONS, WORK

LABOR UNIONS

Economic progress	UNPROG
Membership	UNION, MEMUNION, MEMUNION, UNION1
Power of	UNPOWER
Saliency of	SALLABOR
Value to country	UNIONSOK
Vote for	UNVOTE
Workers need	STRNGUN, TRDUNION

See also BUSINESS, CONFIDENCE,
UNION MEMBERSHIP,
VOLUNTARY ORGANIZATIONS

LANGUAGE

Attitudes toward...	
Ballots printed in English only	ENGBALLT, ENGVOTE
Bilingual education	BILINGED, ENGTEACH, ENGLISH, NOBILING

SUBJECT**MNEMONICS**

Children should learn second language	TWOLANG
English as official language in US	ENGOFFCL, ENGOFF1
English is threatened	ENGTHRTN
English unites Americans	ENGUNITE
Learning second language is valuable	FORLANG, FORLANG1
Hear language other than English in local community	LANGCOM
Hear language other than English at work	LANGWRK
Languages spoken at home	SPKHOME1, SPKHOME2, OTHHOME
How well spoken	SPKLANGW
Which spoken better?	BETRLANG
Languages spoken other than English	OTHLANG, OTHLANG1, OTHLANG2, OTHBEST
How frequently speak other language	USELANG
Parents/grandparents spoke other language at home	PARLANG, GRANLANG
Where first learned other language	GETLANG
Languages spoken well	SPKLANG, SPKLANG1, SPKLANG2, SPKLANG3
See also INTERVIEW	

Latinos, see HISPANICS, ETHNICITY

Law enforcement, See CAPITAL PUNISHMENT, COURTS, CRIME, UNITED STATES, VIOLENCE

Lawyers, See PURCHASES/TRANSACTIONS

Leaders, See CONFIDENCE

LEISURE

Enjoyment...	
from being with friends	ENJYFRND
Leisure time activities enjoyed	
Art making	MAKEART
Art museum visit	VISART
Auto racing	AUTORACE
Camping	CAMPING
Classical music or opera	GOMUSIC
Crafts	DOCCRAFTS
Dance performance	DANCE
Gardening	GARDEN
Hunting or fishing	HUNTFISH
Movies	SEEMOVIE
Performed music or theater	PERFORM
Played musical instrument	PLYMUSIC
Played sports	DOSPORTS, MEMSPORT
Sporting event	ATTSPRTS
Used VCR	USEVCR
Leisure time activities in past twelve months	
Art museum visit	VISART
Bought information	BUYINFGN
Discussed political views	POLDISGN
Information on art exhibit	ARTGN
Invested money	INVESTGN
Library - visited	VISLIB
Live drama	DRAMA

SUBJECTMNEMONICS

Look for a job	NEWJOBGN
Looked for information on performing arts	PERFRMGN
Looked for political information	POLINFGN
Looked up views of political candidate	POLCANGN
Made travel reservations	TRAVELGN
Natural history museum visit	VISNHIST
Participated in a political organization	PARTPOL
Play an indoor game	GAMEGN
Popular music concert	POPMUSIC
Read fiction	READFICT
Science museum visit	VISSCI
Tried to meet new people	PEOPLEGN
Viewed art at place of worship	RELART
Visited zoo	VISZOO
Volunteered for arts organization	VOLARTS, MEMLIT
Work vs. leisure time	TIMEPDWK, TIMEHHWK, TIMEFAM, TIMEFRND TIMELEIS, TIMERELX, HRSRELAX
See also MUSIC, SATISFACTION, SOCIABILITY, TELEVISION VIEWING, TIME, VOLUNTARY ASSOCIATIONS, COMPUTERS AND INTERNET	
Liberal, See POLITICAL	
Life after death, See RELIGION	
LIFE ASPECTS, importance of	IMPFAM, IMPWORK, IMPRELAX, IMPFRIEND IMPKIN, IMPCHURH, IMPPOL
Life course, See ADULT TRANSITIONS	
LIFE EVENTS	
Activities, last 7 days	GODOC, EATOUT, SEEFILM, ATTRELIG
General household problems, last 12 mo.	PROB1, PROB2, PROB3, PROB4, EXTRA1, EXTRA2, SOLVEOWN, FAMPER6
See also TRAUMA	
LIFE OUTLOOK	
See also HAPPINESS, PEOPLE, SATISFACTION, WORLD VIEW, WORK	LIFE
Loans, See PURCHASES/TRANSACTIONS	
Local government, See POLITICAL	
MARIJUANA	
Legalization	GRASS, GRASSY
MARITAL STATUS	
Age currently married	AGEWEDCR
Age first married	AGEWED, MARCOHRT
Alimony	SPDUE
Current spouse previously married	SPMARNUM
Divorce	DIVORCE, DIVORCE5, EVDIV
Happiness	HAPMAR

SUBJECT**MNEMONICS**

Previously married
 Partner's age
 R's legal marital status
 R's relationship situation
 Relatives
 Sex of R's spouse/domestic union partner
 Status
 Widowed
 See also COHABITATION, HOUSEHOLD,
 MARRIAGE, SEX, TRAUMA

MARNUM
 SPBORN
 MARUNION
 RELGENDR
 DIVREL1, DIVREL4
 SEXUNION
 POSSLQY, MARITAL, POSSLQ, MARSTAT
 WIDOWED

Managed care plan, See HEALTH

Markets, see PURCHASES/TRANSACTIONS

MARRIAGE

Attitudes to

MARHAPPY, MARFREE, MARFIN, MARKIDS
 MARNOMAR, MARLEGIT, MARMAKID
 MARPAKID, MARDIV, MARHOMO, WILLWED1
 WILLWED2,

Decision-making

WEEKEND, BUYTHNGS, WKNDACT

Importance of being married

IMPMAR

Marriage cohort

MARCOHRT

Racial attitudes

MARWHT, MARBLK, MARASIAN, MARHISP, MARNO, MARSO, MARJEW

Type of relationship desired

TRADMOD, SHARESEP, EMOTEOTH

vs. cohabitation (men)

MEMARRY

vs. cohabitation (women)

FEMARRY

See also COHABITATION, DIVORCE, GAYS AND
 LESBIANS, HOUSEHOLD, PARENTS

MEDIA

Press freedom

PUBDEF, PUBECON, FREEPRSS

Frequency R reads paper

NEWSPRNT

See also CIVIL LIBERTIES, CONFIDENCE,
 FREEDOM, NEWSPAPER READERSHIP,
 RADIO LISTENING, TELEVISION VIEWING,
 RELIGION

Medical ethics, See EUTHANASIA,
 GENETIC TESTING, SUICIDE, TERMINAL ILLNESS

Medicare/Medicaid, See HEALTH

Medicine, See CONFIDENCE, HEALTH,
 UNITED STATES, MENTAL HEALTH

Meditation, See RELIGION

Memberships, See VOLUNTARY ASSOCIATIONS

MEN

Household division of labor

HUBBYWK1, MRMOM, MEOVRWRK, MEHHWORK,
 MEKDCARE

See also WOMEN

<u>SUBJECT</u>	<u>MNEMONICS</u>
MENTAL HEALTH	
General, R's	MNTLHLTH, HLTHDAYS
Government and mental health...	
Government responsibility to provide mental health care	GOVMNTL
Government spending on mental health care	SPMENTL
Handling of hypothetical problems by R	PROBFIX1, PROBFIX2, PROBFIX3, PROBHLP1, PROBHLP2, PROBHLP3
Health Care	
Denied mental health care services under benefits package	MNTLDENY
Difficulty in receiving mental health care treatment	MNTLDIF
Received mental health care treatment	MNTLCARE, MHTRTSLF
Sought medical care for mental health	USEDMNTL
Medications	MEDSYMP, MEDADDCT, MEDWEAK, MEDUNACC, PRYNTFAM, PUTSOFF
Missed work for mental or physical health	MISSWORK
Personal experience	
Closeness to person with mental health problem	MHCLSOTH
Distress caused by other's mental health problem	MHOTHYOU, MTDISOTH
Known someone being treated for mental health reason	KNWMHOSP, KNWPATNT, MNTLREL, MHTRTOTH, MHTRTOT2, RELMHSP1, RELMHSP2, RELMHSP3, RELMHSP4, RELMHSP5, RELMHSP6,
Responsibility for person with mental health problem	MHRESOTH
Result for relationship of mental health problem	MHOTHREL, MHRELOTH, MHEXPOTH
Seriousness of person's mental health problem	MHSEROTH
Treatment for person's mental health problem	MHHLPOTH
Personal mental health problem or breakdown	EVBKRDWN, EVMHP
Characteristics of mental health problem	MNILWHY1, MNILWHY2, MNILWHY3, MNILDO1, MNILDO2, MNILDO3, MNILTIME, MNILDUR, MNILHLP1, MNILHLP2, MNILHLP3
Characteristics of nervous breakdown	BRKDWY1, BRKDWY2, BRKDWY3, BRKDDO1, BRKDDO2, BRKDDO3, BRKDTIME, BRKDDUR, BRKDHL1, BRKDHL2, BRKDHL3
Seen a psychiatrist, psychologist, or counselor	SEENMNTL
Public place	
Frequency of seeing mentally ill person	SEEMHPUB, MHSEEPUB
Frequency of seeing person talking to self	GESTTALK
Frightened by or feels sympathy towards mentally ill	MHFRIGHT, MHSYMP
R doesn't go to place because of mentally ill person	AVOIDMH
Prozac	
General opinions	PROZ1, PROZ2, PROZ3, PROZ4, PROZ5, PROZ6, PROZ7, PROZ8, PROZ9
Heard of Prozac	PROZAC
Known someone who used Prozac	KNWNPROZ
Used Prozac	USEDPROZ
What Prozac used for	PROZFOR1, PROZFOR2, PROZFOR3, PROZFOR4, PROZFOR5, PROZFOR6, PROZFOR7, PROZFOR8, PROZFOR9
When use Prozac	PROZSLF1, PROZSLF2, PROZSLF3, PROZSLF4
When give Prozac to child	PROZKID1, PROZKID2, PROZKID3
Psychiatric medicine	
General questions	PSYCMED1, PSYCMED2, PSYCMED3, PSYCMED4, PSYCMED5, PSYCMED6, PSYCMED7
Getting psychiatric medicine	PSYCDRCT, PSYCFDOC, PSYCPSYC
Using for self	USEPSYC1, USEPSYC2, USEPSYC3, USEPSYC4
Using on child	PSYCKID1, PSYCKID2, PSYCKID3
Understanding/comprehension	
Definition/description of mental illness	MNTLAS1, MNTLAS2, MNTLIMP1, MNTLIMP2, MNTLIMP3, MNTLSYM1, MNTLSYM2, MNTLSYM3, MNTLOTH

<u>SUBJECT</u>	<u>MNEMONICS</u>
Definition/description of nervous breakdown	BRKDAS1, BRKDAS2, BRKDIMP1, BRKDIMP2, BRKDIMP3, BRKDSYM1, BRKDSYM2, BRKDSYM3, BRKDOTH
Vignette based questions	
Ability of subject to decide own treatment, manage own money	DECTREAT, DECMONEY, MHDECSLF, MHMONEY
Cause of problem	
Bad character	CHARACTR, MHCHRCTR
Bad luck	MHLUCK
Genetic problem	GENETICS, MHGENES
God's will	FEKIDS5, MHGOD, GODSWILL
Imbalance in brain	IMBALNCE, MHBRAIN
Mental illness	MHILLNSS
Normal ups and downs	MHUPDOWN
Physical illness	MHPHYSCL
R's open response	MHCAUSE
Stress	STRESSES, MHSTRESS
Upbringing	WAYRAISE, MHRAISED
Characteristics of subject	
Hard to talk to	MHHRDTLK
Hireable	MHHIRED
Intelligent as normal person	MHINTL
More creative than others	MHCREATV
No hope of being accepted	MHACCPD
Not able to raise children	MHNOKIDS
Not fit for office	MHNOTPOL
Productive as average person	MHPRDCTV
Trustworthy	MHTRUSTY
Unfit to supervise others at work	MHSUPWRK
Unfit to teach children	MHNOTCH
Unpredictable	MHUNSURE
Effects of treatment on public perception of subject	MHOUTSDR, MHLOSEFR, MHLESSOP
Government responsibility to help subject	
Provide disability benefits	MHGVTDIS
Provide financial aid for education	MHGVTEDC
Provide health care	MHGVTHLT
Provide housing	MHGVTHME
Provide job	MHGVTJOB
Importance of following for helping subject	
Family	MHHLPFAM
Friends	MHHLPFRD
Medical doctor	MHHLPGP
Mental health professional	MHHLPMHP
Order of these actions to be taken	ORTLKFM, ORTLKCLR, ORMEDDOC, ORMNTLDC, ORMNTLOT, ORHEALER, ORSLFHLP, OROTCMED, ORRXMED, ORMNTLHS
Psychiatrist	MHHLPPSY
Religious leader	MHHLPREL
Interpretation of the vignette	UPSDOWNS, BREAKDWN, MENTLILL, PHYSILL
subject's experience	VIGLABEL
Laws needed for people with problems like the subject	MUSTDOC, MUSTMED, MUSTHOSP, DANGRSLF, DANGROTH
Likelihood of causing harm to self or others	MHSEEDOC, MHMEDS, MHHSPTRT, MHMNTHSP, HURTOT, HURTSELF, MHVIOOTH, MHVIOSLF

SUBJECTMNEMONICS

Likelihood the situation will improve on its own or with treatment	IMPRVOWN, IMPRVTRT, MHIMPOWN, MHIMPTRT
Possible solutions subject could do	
Change lifestyle	MHDOLIFE
Eat better	MHDODIET
Get involved in a group	MHDOGRP
Get involved in other activities	MHDOACTV
Go to general medical doctor	MEDDOC, MHDODOC
Go to mental health hospital	MENTLHOS, MHDOHOSP
Go to other mental health professional	MENTLOTH, MHDOMHP
Go to psychiatrist	MENTLDOC, MHDOPSYC
Go to self-help group	SELFHELP
Go to spiritual healer	SPHEALER, MHDOHEAL
Move to another location	MHDOMOVE
Nothing	MHDONONE
Other mentions	MHDOOTH
Pray	MHDOPRAY
Start exercising	MHDOEXRC
Take herbs	MHDOHERB
Take non-prescription medication	OTCMED, MHDOTC
Take prescription medication	RXMED, MHDORX
Talk to family and friends	TLKFAM, MHDOFAM, MHDOFRND
Talk to religious leader	TLKCLRGY, MHDOREL
Try to forget	MHDOFRGT
Responsibility for subject's medical care	MEDCARE1, MEDCARE2
R's feeling toward subject	MHUNEASY, MHNERVS, MHFEELEM
R told has depression	DEPRESS
Shame for receiving government aid	MHSLFSHM, MHFAMSHM
Seriousness of problem	SERIOUSP, MHPROBLM
Should be afraid to tell others about situation	MHNOTELL
Subject's family better off if situation were kept secret	MHSECRET
Vignette version	VIGVERSN, VIGVERMY, VIGLAB06
Willingness, R's of associating with subject	
Care for R's children	MHKDCARE
Coworker	VIGWORK, MHWKWITH
Friends	VIGFRND, MHFRIEND
Group home	VIGGRP
Marry R's relative	VIGMAR, MHWEDREL
Neighbor	VIGNEI, MHNEIHBR
Socializing	VIGSOC, MHSOCIAL
See also HEALTH	
Militarism, See CIVIL LIBERTIES	
MILITARY	
Draft	DRAFT, DRAFTFE, DRAFTEM, DRAFTFEM DRAFTCOL, DRAFTMAR, DRAFTPAR, DRAFTGAY DRAFTCO, DRAFTDEF, COJAIL, COPUNISH
Family in military	VETFAMNW
Job training	UPGRADE, JOBTRAIN
National service	FESERVE, MESERVE, TAXSERVE
Number of Blacks	BLNUMOK, BLNUMOKY
Number of Hispanics	HINUMOK, HINUMOKY

SUBJECT**MNEMONICS**

Number of women
 Opportunity for men, women, minorities
 Pay
 Quality of personnel
 R's interest in military policy
 R's military record
 Volunteer army
 Women in the military

FENUMOK
 MILOKME, MILOKFE, FEMILOP, MINMILOP
 MILPAY
 MILQUAL
 INTMIL
 VETFAMNW, VETYEARS
 MILVOLOK
 FIGHTAIR, MECHANIC, NURSE, TYPIST, BRASS
 FIGHTLND, TRANSAIR, GUNNER, FIGHTSEA
 FEFIGHT, FEDIRTY, FEBRASS, FEHLPIL
 MILWRKEV, MILWRKNW, RESDEFWK, DEFWRKEV
 DEFWRKNW

See also LEADERS, UNITED STATES,
 VETERAN AID, VETERAN STATUS,
 VOLUNTARY ASSOCIATIONS

Military service, See MILITARY, VETERAN STATUS

Minimum income, See INCOME

Minorities, see RACE, ASIAN-AMERICANS, BLACKS,
 HISPANICS

Miracles, See RELIGION

Misanthropy, See ANOMIA, PEOPLE

Mobility, See OPPORTUNITY, RESIDENCE,
 SOCIAL MOBILITY, WORK

Morality, See RELIGION

MOVIES

Children's exposure to
 Went to see a movie recently
 X-rated
 See also CHILDREN, LEISURE, PORNOGRAPHY,
 SEX

INFFILMS
 SEEMOVIE, SEEFILM
 XMOVIE, XMOVIE1, KIDXFILM

Murder, See HOMICIDE

MUSIC

Attended a classical music concert or the opera
 recently
 Attended a musical performance recently
 Kinds of music R enjoys

GOMUSIC
 PRFMMUS
 BIGBAND, BLUGRASS, COUNTRY, BLUES,
 MUSICALS, CLASSICL, FOLK, GOSPEL, JAZZ,
 LATIN, MOODEASY, NEWAGE, OPERA, RAP,
 REGGAE, CONROCK, OLDIES, HVYMETAL
 PLYMUSIC

Played a musical instrument recently
 See also, COMPUTERS AND INTERNET

NAFTA, See UNITED STATES

SUBJECT**MNEMONICS**

National defense, see FOREIGN AFFAIRS,
FEDERAL GOVERNMENT, SPENDING

National identity and/or problems,
See UNITED STATES

National Security, see UNITED STATES

National service, See MILITARY

Nationality, See ETHNICITY

NATIVITY

Grandparents

Parents

Respondent

Country R was born in

See also ETHNICITY

GRANBORN

PARBORN

BORN, NATBORN

BORNSP

Naturalization, See IMMIGRATION

Neighborhood,

See RACE, RESIDENCE, SOCIABILITY

Nervous breakdown, See MENTAL HEALTH

Networks, See SOCIAL NETWORKS

NEWSPAPER READERSHIP

See also CONFIDENCE, MEDIA

NEWS, NEWSFROM

NORC Size Code, See RESIDENCE

Nuclear power, See ENVIRONMENT

Nuclear war, See UNITED STATES, FOREIGN
AFFAIRS

OBEY LAW

See also AUTHORITY

OBEYLAW, OBEYLAWS

Obligation, See CITIZEN OBLIGATIONS

OCCUPATION

Automation replaced jobs with computers

Child of R's

Cohabiting partner

Comparison with father's

Criteria for layoffs

Current employer, years R has worked for

Determinants of pay

Engineering

AUTOMATN, AUTONOJB

KDOCC80, KDIND80, KDWRKSLF, KDPRES80

COOCC10, COIND10, COWRKSLF, COPRES10, COSEI10

OCCMOBIL

LAYOFFS

CUREMPYR

RYRSFIRM, RDOWELL, RPAYSAME, REXPERNC,

RAGEEMP, RFAMRESP, REDUCEMP, RDK

ENGDA, ENGSON, ENGRES, ENGDO, ENGLONE, ENGDR,

<u>SUBJECT</u>	<u>MNEMONICS</u>
Family at work	WKFAMBIZ
First job	OCCFIRST, PRESFRST, WRKSLFST, INDFIRST DATEFRST
Father's	PAJOB, PASLF, PAISC681, PASEI, PAOCC16, PAPRES16, PAWRKSLF, PAIND16, PAOCC80, PAOCC10 PAPRES80, PAPRES10, PAPRES105PLUS, PAIND80, PAIND10, PAISCO68, PAISCO88, PAISCO08, PASUP, PASEI10, PASEI10EDUC, PASEI10INC FINDNWJB
Finding job with same benefits	FINDNWJB
Frequency of payment	HOWPAID
Wage (hourly, weekly, etc.)	HOURLY, DAILY, WEEKLY, MONTHLY, YEARLY
How much R's pay changed since R began	PAYCHNGE
Importance	SOCID1, SOCID2, SOCID3
Income of occupations, R's estimate and opinion of ideal amount	
Bank clerk	PAYCLERK, GIVCLERK
Bus driver	PAYBUS, GIVBUS
Cabinet member	PAYCABNT, GIVCABNT
Corporate head	PAYEXEC, GIVEXEC
Doctor	PAYDOC, GIVDOC
Farm worker	PAYFARM, GIVFARM
Lawyer	PAYLAW, GIVLAW
Mason	PAYMASON, GIVMASON
Owner of large factory	PAYFCTRY, GIVFCTRY
Sales clerk	PAYSALES, GIVSALES
Secretary	PAYSEC, GIVSEC
Shop owner	PAYOWNER, GIVOWNER
Skilled worker	PAYSKILL, GIVSKILL
Supreme court justice	PAYJUDGE, GIVJUDGE
Unskilled worker	PAYUNSKL, GIVUNSKL
Worker in R's occupation	PAYROCC, GIVROCC
Mother's	MAOCC80, MAOCC10, MAPRES80, MAWRKSLF, MAIND80, MAIND10, MAISC681, MASEI, MAISCO88 YRSFIRM, DOWELL, EXPERNC, PAYSAME, AGEEMP, SEXEMP, FAMRESP, EDUCEMP, DK OCC, PRESTIGE, WRKSLF, WRKGOVT, COMMUTE INDUSTRY, OCC80, OCC10, INDUS80, INDUS10, PRESTG80, FAMBIZ, FIRSTJOB, FIRSTSLF, LASTJOB, LASTSLF, ISCO68, ISCO681, PRESTG10, PRESTG105PLUS SEI, ISCO88, SEI10, SEI10EDUC, SEI10INC PASTPAY
Qualifications for pay raises	FARMING, JOURNLSM, ACCNTSCI, FIREFTNG, MARRCOUN, MEDTREAT, ARCHITCT, LAWENFRC, ENGNRING, SLSMNSHP, CMPRGMNG, FINLCOUN SCIENTRE, SCIENTWK, SCIENTMO, SCIENTBR OWNBIZ
R's	SBOCC80, SBPRES80, SBWRKSLF, SBIND80 SPOCC, SPIND, SPWRKSLF, SPPRES, SPOCC80, SPOCC10, SPPRES80, SPIND80, SPIND10, SPISCO68, SPPRES10, SPPRES105PLUS SPISC681, SPSEI, SPISCO88, SPSEI10, SPSEI10EDUC, SPSEI10INC SPHEDOCC, SPHEDPRE, SPHEDSLF, SPHEDIND
R's past pay vs. current pay	
Scientific	
Scientists	
Self-employed, entrepreneur	
Sibling	
Spouse	
Current spouse's parent	
See also D.O.T. CODES, EMPLOYMENT, INDUSTRY, JOB, LABOR FORCE STATUS, OCCUPATIONAL PRESTIGE, SOCIAL CLASS, LABOR UNIONS, WORK	

SUBJECTMNEMONICS**OCCUPATIONAL PRESTIGE**

Child of R's	KDPRES80
Father's	PAPRES16, PAPRES80, PAPRES10
Mother's	MAPRES80, MAPRES10, MAPRES105PLUS
R's	PRESTIGE, PRESTG80, PRESTG10, PRESTG105PLUS
First job	PRESFRST
Sibling	SBPRES80
Spouse's	SPPRES, SPPRES80, SPPRES10, SPPRES105PLUS
Current spouse's parent	SPHEDPRE
See also OCCUPATION	

Old people, See AGED

Online, see COMPUTERS AND INTERNET

Open housing, See RACE

OPPORTUNITY

Black	RACOPNOW, RACOPWIL, WRKWAYUP
Educational	EDUCOP, COLOP, GOVEDOP
Family background factors	OPRICH, OPPROF, OPFAMILY, OCCMOBIL
Women's	FECOLOP, FEJOBOP, FEINC, FEHLPBUS, FEHLPCOL, FEHLPJOB

See also EQUALITY, SOCIAL MOBILITY, WORK

Overpopulation, See ENVIRONMENT

Oversample, See SAMPLE

Organizations, See VOLUNTARY ASSOCIATIONS

PARAPSYCHOLOGICAL EXPERIENCES

DEJAVU, ESP, VISIONS, SPIRITS, GRACE

PARENTS

R's standard of living vs. parents'	PARSOL
Evaluations of	
Job of parent more difficult today	PARHARDR
Parents don't know where children are	PARWHERE
Parents today don't spend enough time with children	PARTIME
Parents today feel uncertain about how to raise children	PARRGHT
Parents today have hard time making ends meet	PARFIN
Parents today not doing a good job	PARWORSE
Role of government in family life today too large	PARGOVT
Taxes discourage couples from having more children	PARTAXES
When both parents work children more likely to get in trouble	PARWORK
Father	
Still living	PALIVE1, PALIVE
Year born	PAYRBORN
Year died	PAYRDIED

SUBJECT**MNEMONICS**

Mother
 Still living
 Year born
 Year died
 Parents present when R was 16
 Roles of
 Single parents
 Who decides about having children
 See also CHILDREN, EDUCATION,
 FAMILY CONTACT, OCCUPATION, RELIGION,
 SOCIABILITY, SOCIAL NETWORKS, TRAUMA

Participation, See VOLUNTARY ASSOCIATIONS

Party identification, See POLITICAL

Patriotism, See UNITED STATES

Pay, See JOB, INCOME

MALIVE1, MALIVE
 MAYRBORN
 MAYRDIED
 FAMILY16, FAMDIF16
 ROLEMA, ROLEPA, DECKIDS
 MARMAKID, MARPAKID, SINGLPAR
 MEBEAR, FEBEAR

PEOPLE

Fair
 Helpful
 Trust

Weak or strong
 See also ANOMIA, CONFIDENCE

Personal finance, See INCOME, SATISFACTION,
 PURCHASES/TRANSACTIONS

Place, See REGION, GEOGRAPHICAL MOBILITY

FAIR, BEFAIR, FAIR5
 HELPFUL
 TRUST, TRUSTY, TRUSTING, CANTRUST
 TRUSTPEO, WANTBEST, ADVANTGE, TRUST5
 TWOCLASS

POLICE

R ever arrested?
 Striking citizen

See also CIVIL LIBERTIES, CRIME,
 LAW ENFORCEMENT, PRIVACY, VIOLENCE

ARREST, TICKET, LOCKEDUP, LAW5
 POLHITOK, POLHITTOY, POLABUSE, POLMURDR,
 POLESCAP, POLATTAK

POLITICAL

Activity . . .
 Attend rallies/meetings
 Boycott of product for political reasons
 Contacted or appeared in media
 Contributing money
 Discuss politics
 Electoral campaigning
 Expressed views on internet
 Joined internet political forum
 Persuade others
 Signed petitions
 Vote in local elections
 Work for candidates

POLRALLY, JOINDEM, ATTRALLY
 AVOIDBUY
 USEMEDIA
 GAVEPOL, GIVEOTH, POLFUNDS
 DISCPOL
 SWAYVOTE
 POLINTER
 INTERPOL
 CHNGEOTH
 SIGNDPET
 LOCVOTE
 WORKPOL

<u>SUBJECT</u>	<u>MNEMONICS</u>
Corruption in government	CORRUPTN, CORRUPT1, CORRUPT2, BRIBE
Ballots printed in English only	ENGBALLT
Contact with political official	OTHLOBBY, OTHSELF, CNTCTGOV
Democracy's effectiveness	DEMWORKS
Efficacy	ANOMIA7, LOCALGVT, POLEFF1, POLEFF2, POLEFF3, POLEFF4, POLEFF5, POLEFF6, POLEFF7, POLEFF8, POLEFF9, POLEFF10
Ethnic/racial political organizations promote separatism	ETHORGS
Fairness of election	ELECFAIR
Government interest in R's opinion	POLEFF18
Government representation reflect ethnic composition of constituency	OWNETH, CONGETH
Honesty of election	ELECVOTE
Impact/Effect of elections for raising awareness of government to people's needs	POLEFF14
Impact/Effect of the individual on government	POLEFF11, POLEFY3, POLEFY11
Impact/Effect of a single politician on government	POLEFF12
Information search	POLINFO
Where looked for information	POLPAPR, POLMAG1, POLMAG2, POLTV, POLFREL, POLCAMP, POLWWW, POLNEWS, CANINF1, CANINF1, CANINF2, CANINF3, CANINF4, CANINF5, CANINF6, CANINF7, CANINF8, CANINF9, CANINF10, CANINF11, CANINF12, CANINF13, CANINF14
Interest in	CIVIC, INTPOL, POLINT, POLINT1
Knowledge of	
Local government	GOVERNOR, USREP, SCHLHEAD, POLEFF20, LOCLIVED, LOCTRUST, LOCINFLU, LOCPROB, LOCGRP, LOCCARE, LOCLOBBY, LOCSELF, SCHLHEAD, LOCVOTE
International organizations' power	GOVNGOS
Members of Congress try to keep election promises	POLEFF16, POLEFY16
Mistakes of government fixed	FIXMISTK
Permanent residents should vote	NTCITVTE
Political ideology	POLVIEWS, POLVIEWY, POLVIEWX, LEFTRGHT
Political organization participation in last year	PARTPOL
Political parties do not give real choices	CHOICES
Political parties encourage people to become active	POLACTVE
Politicians' commitment to serve	SERVEPEO, POLGREED
Power of labor, business, government	LABORPOW, BUSPOW, GOVTPOW
Preference (party identification)	PARTYID, PRYPREF, PRYSTRG, PRYIND
President	PRESPOP
Public officials	POLSFAIR, KNOWPOLS
R accepts candidate of different religion from R	RELCAND
Referendums importance	REFRNDMS
Temperature towards conservatives, liberals	LIBTEMP, CONTEMP
Trust of government administrators to do what is best for country	POLEFF17, GOVDOOK
U.N. power	POWERUN
U.N. intervention for human rights	UNRGHTS
Understanding of political issues/government	POLEFF13, POLEFF15, POLEFF19, POLEFY13, POLEFY15
Unjust law, R's likelihood to fight	ACTLAW
Effectiveness of activism	AFFCTLAW
Vote, 1968	VOTE68, PRES68, IF68WHO
Vote, 1972	VOTE72, PRES72, IF72WHO

SUBJECT**MNEMONICS**

Vote, 1976

VOTE76, PRES76, IF76WHO

Vote, 1980

VOTE80, PRES80, IF80WHO

Vote, 1984

VOTE84, PRES84, IF84WHO

Vote, 1988

VOTE88, PRES88, IF88WHO

Vote, 1992

VOTE92, PRES92, IF92WHO

Vote, 1996

VOTE96, PRES96, IF96WHO

Vote, 2000

VOTE00, PRES00, IF00WHO

Vote, 2004

VOTE04, PRES04, IF04WHO

Vote, 2008

VOTE08, PRES08, IF08WHO

Vote, 2012

VOTE12, PRES12, IF12WHO

Voting

NOTVOTE,NTCITVTE, OBVOTE, LOCVOTE, VOTELEC

See also CITIZEN OBLIGATIONS,
 DEMONSTRATIONS, SOCIAL CLASS, RACE,
 ABORTION, WOMEN,
 COMPUTERS AND INTERNET

Polls, See SURVEYS

Pollution, See ENVIRONMENT

Poor, See POVERTY, INCOME

Postmaterialism, See UNITED STATES

Pornography, See MOVIES, SEX

POVERTY

Importance of financial security

IMPFINAN

Measures against

POVZONE, POVSCHS, POVCOL, BLKZONE

BLKSCHS, BLKCOL, GOVJOBS, GOVLESS

GOVUNEMP

Reasons for

WHYPOOR1, WHYPOOR2, WHYPOOR3, WHYPOOR4

Lower SES of Blacks

RACDIF1, RACDIF2, RACDIF3, RACDIF4

Status of household

POVLINE, INCDEF

PRAYER IN SCHOOL

PRAYER, PRAYERY

Pray, See RELIGION, PRAYER IN SCHOOL

Prejudice, See RACE, CIVIL LIBERTIES

Pre-marital sex, See SEX

President, U.S., See POLITICAL, RACE, WOMEN'S
 ROLES

Press, See CONFIDENCE, MEDIA, NEWSPAPER
 READERSHIP

Prestige, See OCCUPATIONAL PRESTIGE

PRIVACY

Government computer surveillance

DATABANK

Police opening mail

CRIMREAD, MANREAD

SUBJECT**MNEMONICS**

Police surveillance
 Police wiretapping
 Preventive detention of suspects
 Threats to personal privacy
 See also ABORTION, WIRETAPPING

CRIMTAIL, MANTAIL
 CRIMTAP, MANTAP
 CRIMHOLD, MANHOLD
 PRIVACY

Problems, See UNITED STATES

Prostitution, See SEX

PROTEST

Attitudes to . . .
 Anti-government pamphlets
 Damaging government buildings
 General strike
 Marches
 Occupying government buildings
 Public meetings
 Participation in . . .
 Protest march or demonstration
 Public meeting organized to protest against the
 government
 See also DEMONSTRATIONS

PROTEST2
 PROTEST5
 PROTEST6
 PROTEST3
 PROTEST4
 PROTEST1

 RPRTST3, RPRTST35
 RPRTST1, RPRTST15

Prozac, see MENTAL HEALTH

Public Aid, See ECONOMY, WELFARE

Public spending, See ECONOMY
 FEDERAL GOVERNMENT

PURCHASES/TRANSACTIONS

Attitudes
 Awkward when dealing with friends
 Better price dealing with friends
 Procedures to sell organs
 Unfair not to lower product prices
 Car purchase
 Decision making in
 Reasons bought from car dealer

 Satisfaction with purchase
 Type of car purchased
 Warranty given
 Where bought car
 Children
 Decision making in spending
 Garage sale
 Haggle for prices
 Home maintenances services
 How chose services
 Relationship to home maintenance worker
 Satisfaction with home maintenance work
 Home purchase

FRNDAWK
 FRNDDEAL
 ORGANSB, ORGANSW, SELLORGN
 TABLPRCE
 CARPRIVT
 DECAUTO
 CARBUY1, CARBUYA, CARBUYB, CARBUYC, CARBUYD,
 CARBUYE, CARBUYF, CARBUYG
 SATCAR
 NEWUSED
 WARRNTYC
 RELPRIVT, CARDEALR, TYPDEALR, RELDEALR
 ADOPTION, SELLBABY
 DECAUTO, DECBED, DECGIFT, FAMFINAN
 TAGSALES
 HAGGLE
 FIXHOME
 FIXER1, FIXERA, FIXERB, FIXERC, FIXERD, FIXERE, FIXERF
 RELFIXER
 SATFIXES
 EVBUYHME

SUBJECTMNEMONICS

Home new or not	NEWOWNED
How found home	LEARNHME, WHOSOLD
Relationship to previous owner	RELHOME
Relationship to realtor	RELAGENT
Satisfaction with purchase	SATHOME
Warranty given	WARRANTYH
When bought	HOMEYEAR
Why chose a realtor	REALTOR1, REALTORA, REALTORB, REALTORC, REALTORD, REALTORE, REALTORF
Lawyer Hired	LAWYER
How chose lawyer	LAWYER1, LAWYERA, LAWYERB, LAWYERC, LAWYERD, LAWYERE, LAWYERF
Relationship to lawyer	RELLAW
Satisfaction with lawyer	SATLAWYR
Legalize prostitution	SELLSEX
Made direct charitable donations	HOMELESS, NEEDYNEI, NEEDYREL, NEEDYFRD, NEEDYOTH, GIVCHRTY, VALGIVEN
Partner financial system	FAMFINAN
Personal loan	BORROWED, LOANED
Relationship to person R. loaned money	LOANEDTO
Relationship to person who loaned money	WHOLOAND
Potential sales to/purchases from acquaintances or strangers	SELLBED, SELLAUTO, SELLHOME, BUYBED, BUYAUTO, BUYLAW, BUYFIXES, BUYHOME
Sell possibly defective car to stranger/relative	TRANSOTH, TRANSREL
See also COMPUTERS AND INTERNET	
Quality of life, See ANOMIA, EUTHANASIA, HAPPINESS, HEALTH, LIFE OUTLOOK, SATISFACTION, TIME	
RACE	
Actual (i.e. R's race)	RACE, COLOR, RACESEE, RACEDBTF, RACESELF, RATETONE, HISPANIC, RACEGEN1, RACEGEN2, RACEGEN3, DIFRACE1, DIFRACE2, DIFRACE3
Attend integrated church?	RACCHURH
Attitudes. . .	
Allow people prejudiced against certain groups to meet	RACMEET
Allow speech offensive to racial or religious groups	ETHSPKOK, ETHSPKNO
Avoid driving through Black neighborhoods	RACAVOID
Black influence	BLKINFLU
Black supervisors to white workers	RACSUPS
Boycott	RACNOBUY
Busing	BUSING, BUSING10
Change is good for the country	ETHCHNG
Church	RACCHURH
Civil rights groups	BLKGAINS
Closeness to Blacks, Whites	CLOSEBLK, CLOSEWHT
Commonness with race/ethnic groups	MOSTCOM, LEASTCOM
Conditions for Blacks improving	BLKSIMP
Equal job	RACOCC
Equal pay	RACINC
Equality of opportunity	RACOPNOW, WRKWAYUP, OPRACE, RACJOB
Ethnic/racial diversity in education	TEACHETH, SCHLETH, WHOTEACH
Ethnic/racial diversity in workplace	RACWORK
Ethnic/racial political organizations promote separatism	ETHORGS

SUBJECT**MNEMONICS**

Exclusion of Blacks	RACPUSH, RACSEG
Express admiration/sympathy for blacks	SYMPTBLK, ADMIRBLK
Firmness of opinion about race	RACFIRM
Friends	NUMBWFRD, BWFRIEND, FRNDRAC1, FRNDRAC2, FRNDRAC3, FRNDRAC4, FRNDRAC5
Government pays proper attention to various ethnic/racial groups	WHTGOVT, BLKGOVT, HSPGOVT, ASNGOVT
Government representation reflect ethnic composition of constituency	OWNETH, CONGETH
Government to help maintain or integrate ethnic	GVTAPART, GVTMELT
Had dinner with	RACHOME, RACDIN
High school	HSWHT, HSETH
Importance of race issue	RACIMP
Information about race	RACINFO
Integrated high school	RACHISCH
Integration of racial groups into American society	MELTPOT, RACINTEG
Interracial marriage	RACMAR, RACMAR10, RACMAREL, RACMARPR, FORBDMAR, ALLOWMAR
Job promotions	RACPROMO
Minority preference	HLPMINR, HLPMINFG, HELPBLK
Neighborhood preference	RACNEIGH, NEIETH1, NEIETH2, NEIETH3, NEIETH4, NEIETH5, NEIETH6, NEIETH7, NEIETH8, NEIETH9, NEIETH10, NEIETH11, NEIETH12, NEIETH13, NEIETH14
Open housing	RACSEG, RACOPEN, RACSUBS, RACSUBGV
Political party favored	RACPARTY, PRYTPREF, PRYSTRG, PRYIND
Preferred name	RACNAME
President	RACPRES
Race of friends	RACMIX, RACE1, RACE2, RACE3, RACE4, RACE5
Schools	RACHOME, RACSCHOL, RACFEW, RACHAF, RACMOST, ETHHIST, RACTEACH
Social clubs	RACCHNG, RACQUIT
Trust own race	TRTMYRAC
Trust whites	RACTRUST
Why Blacks have lower SES	RACDIF1, RACDIF2, RACDIF3, RACDIF4
Have Black guest at dinner?	RACHOME
Racial makeup of neighborhood	RACLIVE, RACCLOS, RACDIS, RACOBJCT, NEIETH1, NEIETH2, NEIETH3, NEIETH4, NEIETH5, NEIETH6, NEIETH7, NEIETH8, NEIETH9, NEIETH10, NEIETH11, NEIETH12, NEIETH13, NEIETH14

See also ASIAN-AMERICANS, BLACKS, CIVIL LIBERTIES, DEMONSTRATIONS, ETHNICITY, HISPANICS, JEWS, SAMPLE, SOUTHERN WHITES, UNITED STATES, WHITES, GENETIC TESTING

Racist, See CIVIL LIBERTIES, RACE

RADIO LISTENING

RADIOHRS

RAPE

Abortion and
Pornography and

ABRAPE
PORNRAPE

REASONING ABILITIES

See also VOCABULARY TEST

ALIKE1, ALIKE2, ALIKE3, ALIKE4, ALIKE5, ALIKE6, ALIKE7, ALIKE8

SUBJECTMNEMONICS

Recycle, See ENVIRONMENT

REGION

Lived in at age 16

REG16

At time of interview

REGION

See also GEOGRAPHIC MOBILITY

RELATIVES

Deaths of

DEATH5, DEATH16

Divorced

DIVREL1, DIVREL4

Hospitalization of

HOSREL1, HOSREL4

Made direct charitable donation to

NEEDYREL

needy relative

Social time with

SOCREL

Unemployed

UNREL1, UNREL4

See also FAMILY, PARENTS, SIBLINGS,
SOCIAL NETWORKS, SOCIABILITY, TRAUMA

RELIGION

All religions should be respected

RSPCTREL

All religious groups should have equal rights

RELGRPEQ

Allow art exhibit offensive to religion

IRRELART

Allow Muslim extremists to speak publicly

SPKMسلم, COLMSLM

Allow religious extremists to hold public meeting

RELEXT1

Allow religious extremists to publish books

RELEXT2

Allow speech offensive to racial or religious groups

ETHSPKOK, ETHSPKNO

Allow religious extremists to meet

RELMEET

Art

IRRELOFF

Bar/Bat Mitzvah when R was a child

BMITZVAH

Being a good Christian/Jew

GOCHURCH, BELIEVE, FOLLOW, GOOWNWAY

Belief

in God

GOD, GODCHNGE

in the Devil

DEVIL

in Heaven

HEAVEN

in Hell

HELL

in life after death

AFTERLIF, LIKEDIFF, MINDBODY, RESTACT, PALEFULL

POSTLIFE, POSTLF1, POSTLF2, POSTLF3, POSTLF4, POSTLF5, POSTLF6,

POSTLF7, POSTLF8, POSTLF9, POSTLF10

in Nirvana

NIRVANA

in reincarnation

REINCAR

in religious miracles

MIRACLES

in supernatural power of deceased ancestors

ANCESTRS

Bible

BIBLE, BIBLEY, BIBLE1, READWORD

Catholic attitudes...

Happy in other non-Catholic church

OTHCHRCH

How a person lives more important than

IMPLIVES

being Catholic

Obey teachings without understanding

OBEYTCH

R's attitudes towards

IDOLS, ROSARIES, NOTTHINK

Towards Pope

POPEPKS, POPEPKY

Spiritual change

WHYCHNG1, WHYCHNG2, WHYCHNG3

CHANGED1, CHANGED2, CHANGED3

RELALT1, RELALT2, RELALT3, RELALT4, RELALT5,

RELALT6, ENTITY, EXPCHNG1, EXPCHNG2, EXPCHNG3

<u>SUBJECT</u>	<u>MNEMONICS</u>
Charismatic	CHARISMA
Clergy	
Preaching	PREACH
Sex abuse by	OPENREL1, OPENREL2, OPENREL3, COUNSEL1, COUNSEL2, COUNSEL3, CLRGMAR1, CLRGMAR2, CLRGMAR3, CLRGSEX1, CLRGSEX2, CLRGSEX3, CLRGGEN1, CLRGGEN2, CLRGGEN3, ONGOREL1, ONGOREL2, ONGOREL3, HUSHREL1, HUSHREL2, HUSHREL3, TOLDEXP1, TOLDEXP2, TOLDEXP3, TOLDREL1, TOLDREL2, TOLDREL3, CLSCLSEX, KNWCLSEX, OWNCLERG, HARSEXCL, NUMCLERG, SYMPCOUN
Sympathetic counseling	SYMPCOUN
Comfort in time of trouble (religion helps people)	COMFORT
Congregations	
Criticism from congregation	CONGHRM2
If ill, help from congregation	CONGHLP1
If problem, comfort from congregation	CONGHLP2
Size of congregation	NUMCONG
Too many demands	CONGHRM1
Donate money to	
Congregation	GIVECONG
Religious organizations	GIVEREL
Doubts	DOUBTS1, DOUBTS2, DOUBTS3, DOUBTS4
Effect on world	
People with very strong religious beliefs are too intolerant	RELIGINT
Religion brings more conflict than peace	RELIGCON
U.S. would be better if religion had less influence	RELIGINF
Everyday life and religion	ALLOFLFE, JOYLIFTS, RELSPRT1, RELSPRT2 GODHELP, GODGUIDE, GODLVDIR GODLVOTH, BLESSNGS, CLOSRGOD GODCLOSE ARTGOD RELPERSN SPRTPRSN
Closer to God through art and music	ARTGOD
Considers self a religious person	RELPERSN
Considers self a spiritual person	SPRTPRSN
Coping with major problems	
Feeling of abandonment	COPE5
Life as part of larger force	COPE1
Not rely on God	COPE6
Punishment from God	COPE4
Religious beliefs in other dealings	RELLIFE
Strength from God	COPE3
Work with God	COPE2
Decisions	DECBIBLE, DECOTHS, DECCHURH, DECSELF
Existential beliefs	GODMEANS, NIHILISM
Faith	MYFAITH, MADATGOD, FAITH1, FAITH2, FAITH3, FAITH4
Forgiveness	
By and for self	FORGIVE1
For others	FORGIVE2
From God	FORGIVE3
Free will vs. determinism	FATALISM, PREDETER, EGOMEANS, OWNFATE
Morality	PUNSIN, BLKWHITE, ROTAPPLE, PERMORAL GODRIGHT, SOCRIGHT, PERRIGHT, LESSPAIN
Expression	
Pro-athletes giving thanks to God during sports events	GODSPORT

<u>SUBJECT</u>	<u>MNEMONICS</u>
Use of religious "images" in public advertising	GODSELLS
God's effect on the individual	MHGOD
Helps people find peace and happiness	PAXHAPPY
Helps people meet the right kind of people	RIGHTPEO
Helps people make friends	MAKEFRND
Images of God	JUDGE, REDEEMER, LOVER, MASTER, MOTHER CREATOR, FATHER, SPOUSE, FRIEND, KING LIBERATR, HEALER, MAPA, MASTERSP JUDGELUV, FRNDKING, CRTRHEAL, RDEEMLIB THEISM, GODWATCH, WORLD3
Importance of faith	IMPGOD
Local church evaluation	PREACH, FERESPCT, SYMPCOUN, WRKYOUNG WORSHIP
Moral Dilemma (car)	
(Friend asks R to lie to police)	
What friend has the right to expect from R	CARRIGHT
What R would do	CARDO
Muslims, anti-American clergymen	SPKMSLM, COLMSLM, LIBMSLM
Organized religion	
Church schools	CHURHSCH
Confidence in	CONCLERG, CONCLERY, CONCHURH, RELGRADE
Politics and	POLSGOD, CLERGVTE, RELIGPUB, CLERGGOV RELCAND
Power of	CHURHPOW
Prayer in public schools	PRAYER, PRAYERX, PRAYERX, SCHLPRAY
Practice of religion	CHURCHTX
Frequency of meditation	MEDITATE
Frequency of prayer	PRAY, PRAYFREQ, PRIVPRAY
Grace at meals	GRACE16, SAYGRACE
Hours spent in religious activity at home	RELHRS1
Member of church, temple or minyan	CHURHMEM, JOIN16, SYNMEM, TYPCHURH CHURCHTX
Participation in church activities	ACTCHURH, RELACTIV, RELACTIV1, CHURHGRP, RELHRS2, MEMCHURH, CHURHACT
R has own way of connecting to God	MYWAYGOD
R made personal sacrifice to express faith	PERSCRFC
R visits holy place for religious reasons	VISTHOLY
Religion through the media	MEDIAREL
Religious service attendance	ATTEND, LAPSED, ATTRELIG, NUMDAYS, SUNDAY, MONDAY, TUESDAY, WEDNESDY, THURSDAY, FRIDAY, SATURDAY, ATTREG, OTHREL, OTHREL1, OTHREL2, OTHREL3, ATTWEEK
Shrine in home	RELOBJCT
Sunday school	SUNSCH16
Tithing	TITHING, GIVECONG
Proselytizing	SAVESOUL
Religious experience	RELEXPER, NUMRELEX, AGERELEX, CHNGREL BMITZVAH
Born again	REBORN, NUMRBORN, AGERBORN, CHNGRBRN
Close to God	NEARGOD, MADATGOD
Intensity of	FEELREL
Life changing	RELEXP
Religious preference. . .	
Respondent (current)	RELIG, DENOM, OTHER, JEW, OTHJEW, FUND, RELIGID, CATHID

<u>SUBJECT</u>	<u>MNEMONICS</u>
Age 16	RELIG16, DENOM16, OTH16, JEW16, FUND16, OTHJEW16
Religious service attendance as child	ATTEND12
Religion raised in	RELIGKID, DENKID, CATHID
Religious identity	RELID1, RELID2, RELID3, RELIDBST
Strength of	RELITEN, RELITENA
Switching	SWITCHED, SWITCH1, SWITCH2, SWITCH3, SWITNUM, SWITAGE1, SWITAGE2, SWITWHY1, SWITWHY2
Friends	FRNDCON1, FRNDCON2, FRNDCON3, FRNDCON4, FRNDCON5, FRNDREL1, FRNDREL2, FRNDREL3, FRNDREL4, FRNDREL5, FRNDDE1, FRNDDE2, FRNDDE3, FRNDDE4, FRNDDE5, FRNDFND1, FRNDFND2, FRNDFND3, FRNDFND4, FRNDFND5, FRNDOTH1, FRNDOTH2, FRNDOTH3, FRNDOTH4, FRNDOTH5
Opinion on Evolution	SCITESTY, EVOLVED
Peace and harmony	HARMONY
Touched by creation	BEAUSPRT, CREATION
Union with God	UNIONGOD
Parents	
Father, attendance when R was child	PAATTEND, ATTENDPA
Father, current	PARELIG, PADEN, PAOTH, PAJEW, PAFUND
Father, preference when R was child	PARELKID, PADENKID
Mother, attendance when R was child	MAATTEND, ATTENDMA
Mother, current	MARELIG, MADEN, MAOTH, MAJEW, MAFUND
Mother, preference when R was child	MARELKID, MADENKID, MAJWOTH
Spouse	SPJEW, COJEW
Age 16	SPREL16, SPDEN16, SPOTH16, SPJEW16, SPOTHJEW, SPFUND16
Religious service attendance	SPATTEND
Time of interview	SPREL, SPDEN, SPOTHER, SPJEW, SPFUND, CODENOM, COREL, COOTHER
TV religion	DENSP, RELIGSP, COFUND
Women ministers	TVRELIG
Religious leaders	FEPRIEST, FECLERGY
R accepts relative marrying outside R's religion	RELMARRY
R's children	KD1RELIG, KD2RELIG, KD3RELIG, KD4RELIG, KD5RELIG, KD6RELIG, KD7RELIG, KD8RELIG, KD9RELIG, KD10RELIG, KD11RELIG, KD12RELIG, KD13RELIG, KD14RELIG, KD1JWOTH, KD2JWOTH, KD3JWOTH, KD4JWOTH, KD5JWOTH, KD6JWOTH, KD7JWOTH, KD8JWOTH, KD9JWOTH, KD10JWOTH, KD11JWOTH, KD12JWOTH, KD13JWOTH, KD14JWOTH
Temperatures towards Protestants, Catholics, Jews, Muslims	PROTEMP, CATHTEMP, JEWTEMP, MSLMTEMP
Translation	
Shopping around for church or synagogue	SHOPREL
Because R had moved	SHOPMOVE
Number visited	SHOPNUM
Spiritual experiences in daily life	
Comfort and strength	RELCMFRT
Feel God's love	GODLOVE
Feel God's presence	FEELGOD
Spirituality	RELSPRT
Truth in religion	RELTRUTH
Turning point when less committed to religion	RELNEG
See also ATHEISM, CIVIL LIBERTIES, CONFIDENCE, JEWS, PARAPSYCHOLOGICAL EXPERIENCES, WORLD VIEW	

SUBJECT**MNEMONICS**

Republicans, See POLITICAL

RESIDENCE

Age when permanently moved to US
 American Indians in R's community, percentage
 Asian and Hispanic composition of
 R's neighborhood
 At age 16
 Attitudes towards

 Fear neighborhood, home
 Household or institution
 Housing discrimination due to sexual orientation
 Length of
 Lived abroad
 Living in US 2 years previous
 Mobility
 Region
 Size
 Time of interview (NORC size code)
 Time of interview (SRC belt code)
 See also DWELLING, SATISFACTION,
 SIZE OF PLACE OF INTERVIEW

AGECMEUS
 COMAMIND
 LIVEASNS, LIVEHSPS, HSPASN10

 RES16, RES161
 CLSENEI, CLSETOWN, CLSESTAT, CLSEUSA, CLSENOAM,
 MOVENEI, MOVETOWN, MOVESTAT, MOVEUSA, MOVENOAM
 FEAR, FEARHOME
 CSHUTYP06, CSHUTYP08, CSHUTYP10, CSHUTYP12
 EVDWELL, DWELL5
 LOCLIVED, LIVECOM, LIVEHOME, LIVECOM1, COMYEAR
 ABROAD
 RES2006, RES2008, RES2010, RES2012
 GEOMOBIL
 REGION
 SIZE, COMTYPE
 XNORCSIZ
 SRCBELT

Recreation, See LEISURE

Retirement, See WORK, JOB

ROBBERY

See also BURGLARY, CRIME

ROBBRY

Roe vs. Wade, See ABORTION

ROMANTIC RELATIONSHIPS

Clergy and R
 Cohabitation
 Desire to marry the right person
 Happiness with relationship
 Likelihood will marry partner
 Present involvement
 See also COHABITATION, MARITAL STATUS

OPENREL1, OPENREL2, OPENREL3, ONGOREL1, ONGOREL2, ONGOREL3
 LIVewith
 WILLWED2
 HAPROM, HAPCOHAB
 WILLWED1
 ROMANCE, RELGENDR

Russia, See COUNTRIES

SALIENCE OF ISSUES

SALFERGT, SALLABOR, SALSATFN, SALABORT,
 SALSCI, TOPPROB1, TOPPROB2

SAMPLE

Sample

BALLOT, VERSION, ISSP, FORMWT, SAMPCODE,
 SAMPLE, OVERSAMP
 WTSSALL, WTSS, WTSSNR, VPSU, VSTRATA
 PHASE

Phase design

See also INTERVIEW

SUBJECTMNEMONICS**SATISFACTION**

Car purchase	SATCAR
City of residence	SATCITY
Family	SATFAM, SATFAM7
Finances	SATFIN
Friends	SATFRND
Health	SATHEALT
Home maintenance	SATFIXES
Home purchase	SATHOME
Job	JOBSAT, SATJOB, SATJOB7, WKTOPSAT
Leisure	SATHOBBY
Self	SATSELF, AFAILURE, SLFRSPCT, OFWORTH, NOGOOD, OPTIMIST, PESSIMST, NOTCOUNT MOREGOOD, OWNDOING, DEPNDABL SADBLUE, ATHLETIC, KINDPERS, SELFISH

See also HAPPINESS, INCOME, WORK

Schooling, See EDUCATION

SCIENCE

Animal testing that harms animals, helps humans	ANSCITST
As solution to...	SCIENTHE
Environmental problems	SCIGRN
Social problems	SCISOLVE
Antarctica, R's opinion on scientific or commercial use	COMORSCI
Astrology is scientific	ASTROSCI
Belief in science	SCIFAITH
Career	SCIENR
Children going into	SCIENTDA, SCIENTSN
Day-to-day knowledge	SCIENTDO
Education, quality of U.S. (science and math)	SCIMATH
Evaluation of science's value	HARMGOOD
Genetically modified food	
Advice will be best policy or serve own interests if from...	
Elected officials	POLBSTGM
Medical researchers	MEDBSTGM
Business leaders	BIZBSTGM
Influence on restricting sale should be from...	
Elected officials	POLINFGM
Medical researchers	MEDINFGM
Business leaders	BIZINFGM
Medical researchers' agreement on risks and benefits of	MEDAGRGM
Own view of genetically modified food	EATGM
Understood by...	
Elected officials	GMPOL
Medical researchers	GMMED
Business leaders	GMBIZ
Global warming	

SUBJECTMNEMONICS

Advice will be best policy or serve own interests if from...	
Business leaders	BIZBSTGW
Elected officials	POLBSTGW
Scientists	SCIBSTGW
Effects	
Most concern to R	CAREMOST
R bothered if...	
Arctic seals threatened	ARTSEALS
Native people no longer able to follow way of life	INUITWAY
Northern ice cap completely melt	NOICECAP
Polar bears in 2020 extinct	EXTINCT
Sea level rises 20 ft, floods coastal areas	SEALEVEL
Influence on policy should be from...	
Business leaders	BIZINFGW
Elected officials	POLINFGW
Scientists	SCIINFGW
Scientists' agreement on importance of	SCIAGRGW
Understood by...	
Business leaders	GWBIZ
Elected officials	GWPOL
Environmental scientists	GWSCI
Harmful or beneficial results of science	SCIBNFTS
More benefits	BALPOS
More harm	BALNEG
Humans' impact on nature	SCIWORSE
Information about current news	NEWSFROM, NEWSFRMY
Information about science and technology	SCIFROM, SCINEWS1, SCINEWS2, SCINEWS3, SCIFROMY SEEKSCIY, SCIINFGO
International Polar Year, R likely to...	
Attend a lecture about polar regions	POLARYR8
Go to a museum for an exhibit on polar regions	POLARYR4
Go to a website about polar regions	POLARYR7
Read a book about polar regions	POLARYR6
Read a magazine article about polar regions	POLARYR3
Read a newspaper article about polar regions	POLARYR2
Watch a film about polar regions	POLARYR5
Watch TV about polar regions	POLARYR1
Knowledge of...	
Airplanes - lift	LFTPLANE
Animal body type in cold climate	ANHEAT
Antibiotics effect on viruses and bacteria	VIRUSES
Beginning of universe	BIGBANG, BIGBANG1
Best method to report the weight of a leaf	WEIGHING
Continental drift	CONDRIFT
Creation of radioactivity	RADIOACT
Determination of baby's sex	BOYORGR, MABOYGR
Earth's orbit around sun	EARTHSUN
Erosion	EROSION
Experimental design	EXPDESGN, EXPTEXT, FISHEXP1, FISHEXP2 SEESAND, GOLDFISH
Genetics	GENES, TOMATOES
Global warming	KNWGW, TEMPGEN1
How fish get oxygen	GILLS

<u>SUBJECT</u>	<u>MNEMONICS</u>
How lasers work	LASERS
Human evolution	EVOLVED, EVOLVED1
Irrigation with salt water	SALTH2O
Lightning seen before thunder heard	STORMTXT
Odds	ODDS1, ODDS2
Polar regions	
Inuit, habitat	INUIT
North pole ice sheet	ICESHEET
Polar bears, extinction, guns or global warming	HUNTBEAR, TEMPGEN1
Polar ice caps, getting larger or smaller	ICECAPS
Sunlight at south pole	NOSUN
Properties of water	H2OLIFE
Science and technology	KNWSCI
Scientific study	SCISTUDY, SCITEXT
Size of electrons	ELECTRON
Temperature of center of Earth	HOTCORE
The north and south poles	KNWPOLAR
Time for earth to revolve around sun once	SOLARREV
When most errors at work occur	DAYNIGHT
Why one gets short of breath at top of mountain	UPBREATH
Learn about current science from	SEEKSCI, SCIFROM
Legitimate areas for scientists' work	SCIPRY
Makes our lives better	BETTRLFE
Morality and science	SCIMORAL
Nanotechnology	NANOTECH
R has heard about	NANOKNW1
R's knowledge of	NANOKNW2
Harmful or beneficial	NANOWILL, NANOBEN, NANOHARM
Necessity of scientific research and support by government	ADVFRONT
Polar regions, R's choice of television show about...	
Polar ice melting	TVMELTNG
Polar bears	TVBEARS
Ozone hole over Anarctic	TVOZONE
Oil drilling in the Arctic	TVOIL
Native people in the Arctic	TVINUIT
R's opinion of...	
Accounting	ACCNTSCI
Biology	BIOSCI
Economics	ECONSCI
Engineering	ENGNRSCI
History	HISTSCI
Medicine	MEDSCI
Physics	PHYSCSCI
Sociology	SOCSCI
Read horoscope?	ASTROLGY
Reliability of industry vs. university scientists	WHICHSCI
Saliency of issue	SALSCI
Science's effect on...	
Amount of future opportunities	NEXTGEN
Speed of way of life	TOOFAST
Scientific, importance of...	
Careful examination of different interpretations	SCIIMP4

SUBJECT**MNEMONICS**

Laboratory setting	SCIIMP8
Leading scientists' opinions	LEADSCI
People with advanced degrees in field	SCIIMP2
R is interested in...	
medical discoveries	INTMED
scientific discoveries	INTSCI
space exploration	INTSPACE
R visited natural history museum in last year	VISNHIST
R visited science museum in last year	VISSCI
Replication of experiment	SCIIMP7
Results of research consistent with common sense	SCIIMP6
Results of research consistent with religious beliefs	SCIIMP5
Scientists in university setting	SCIIMP1
Solid evidence	SCIIMP3
Scientific knowledge scale	SCITEST1, SCITEST2, SCITEST3, SCITEST4, SCITEST5
Scientists...	
Dangerous work	SCIENTDN
Dedicated, work for good of humanity	SCIENTGO, SCIENTHE, SCIENTBE
Less fun	SCIENTFU
Odd	SCIENTOD
Work alone	SCIENTAL
Scientists' agreement on global warming	SCIAGRGW
Social change and science	SCICHNG
Stem cell research	
Advice will be best policy or serve own interests if from...	
Elected officials	POLBSTSC
Medical researchers	MEDBSTSC
Religious leaders	RELBSTSC
Government funding for	SCRESRCH
Influence on policy should be from...	
Elected officials	POLINFSC
Medical researchers	MEDINFSC
Religious leaders	RELINFSC
Medical researchers' agreement on importance of	MEDAGRSC
Understood by...	
Elected officials	SCPOL
Medical researchers	SCMED
Religious leaders	SCRELIG
Study science in college	COLSCI, COLSCINM
Trust science too much	TRUSTSCI
Useful for government policy and the way we live	SCISPEC
See also CONFIDENCE, ENVIRONMENT	

SEAT BELTS

BELTUP

Self-employment, See WORK

Self-perception, See FEELINGS, SATISFACTION

SEX

Abuse by clergy

OPENREL1, OPENREL2, OPENREL3,
COUNSEL1, COUNSEL2, COUNSEL3,
CLRGMAR1, CLRGMAR2, CLRGMAR3,

SUBJECTMNEMONICS

Abuse by clergy (continued)	CLRGSEX1, CLRGSEX2, CLRGSEX3, CLRGGEN1, CLRGGEN2, CLRGGEN3, ONGOREL1, ONGOREL2, ONGOREL3, HUSHREL1, HUSHREL2, HUSHREL3, TOLDEXP1, TOLDEXP2, TOLDEXP3, TOLDREL1, TOLDREL2, TOLDREL3, CLSCLSEX, KNWCLSEX, OWNCLERG, HARSEXCL, NUMCLERG, TOLDSMSX
Age R told another R had sex with same sex partner	TOLDSXOR
Age R told another R was gay/les/bi	SEX
Actual (i.e. R's gender)	KDSEX1, KDSEX2, KDSEX3, KDSEX4, KDSEX5, KDSEX6, KDSEX7, KDSEX8, KDSEX9
Of R's children	SEX1, SEX2, SEX3, SEX4, SEX5
Of R's friends in social network	SBSEX1, SBSEX2, SBSEX3, SBSEX4, SBSEX5, SBSEX6, SBSEX7, SBSEX8, SBSEX9
Of R's siblings	CONDOM, AIDSCNDM
Condom usage	SEXEDUC
Education in schools	XMARSEX, XMARSEX1, EVSTRAY
Extramarital	SEXFREQ, SEXFREQ1, SEXFREQ2
Frequency of	HARSEXJB, SPVTRFAIR
Harassment from job supervisors	ATTRACTD, HOMOCHNG, HOMOSEX
Homosexual	HOMOSEX1, SEXSEX, SEXSEX5
Partners	
Gender of R's partners since age 18	SEXSEX18
Non-spouse partners	FRNDSEX, ACQNTSEX, PIKUPSEX, PAIDSEX OTHERSEX
Number of partners in last 5 years	PARTOPN5, PARTNRS5
Number of partners in 12 months	PARTNERS, PARTOPEN
Number of partners since age 18	NUMWOMEN, NUMMEN
Spouse	MATESEX
Sex of civil union partner	SEXUNION
Pornography	PORNINF, PORNMORL, PORNRAPE, PORNOUT, XMOVIE
Firmness of R's opinion on porn	PORNFIRM
How important porn issue is to R.	PORNIMP
Laws on pornography	PORNLAW
R saw X-rated film	XMOVIE, XMOVIE1
R's sexual orientation	SEXORNT
R's information on porn	PORNINFO
Pre-marital	PREMARXS, PREMARS1
Prostitution	PAIDSEX, EVPAIDSX
Legalize	SELLSEX
R's current relationship situation	RELGENDR
Relationship status with last partner	RELATSEX
Teen sex	TEENSEX, TEENSEX1
X-rated movies	XMOVIE, KIDXFILM
See also GAYS AND LESBIANS, WOMEN'S ROLES, AIDS	
Sexual equality, See WOMEN	
Sexual harassment/discrimination, See WORK	

SUBJECT**MNEMONICS****SIBLINGS**

Educational attainment of R's sibling
Relation to R

Selected sibling of R

Sex of R's siblings

Siblings of R still living

Spouse's

Work status of R's sibling

Year R's siblings born

See also BIRTH ORDER, FAMILY, RELATIVES,
SOCIABILITY, SOCIAL NETWORKS

Sisters, See SIBLINGS

SIZE OF PLACE OF INTERVIEW

Actual

NORC size of place

SRC belt

See also RESIDENCE

SMOKING

Outlawed in public places

Respondent

SOCIABILITY

Expressing one's opinion with friends
and acquaintances

Religion helps people make friends

Spend evening...

Bar

Friends

Neighbor

Parents

Relatives

Siblings

With strangers

See also PARENTS, SIBLINGS,
SOCIAL NETWORKS

SOCIAL CLASS

Attitudes to . . .

Availability of opportunities

Business profits

Class conflict

Collective action

Explanations for social mobility

Few with wealth with many others in
poverty

SIBS, SIBLING1, SIBLING2, SIBLING3, SIBLING4, SIBLING5, SIBORDER, SIBNUM

SBEDUC, SBDEG

SBREL1, SBREL2, SBREL3, SBREL4, SBREL5, SBREL6, SBREL7,

SBREL8, SBREL9

SBPICKED

SBSEX1, SBSEX2, SBSEX3, SBSEX4, SBSEX5, SBSEX6, SBSEX7,

SBSEX8, SBSEX9

SBALIVE1, SBALIVE2, SBALIVE3, SBALIVE4, SBALIVE5, SBALIVE6, SBALIVE7,

SBALIVE8, SBALIVE9

SPSIBS

SBWORK1, SBWORK2, SBEVWORK, SBOCC80, SBPRES80,

SBWRKSLF, SBIND80

SBYRBRN1, SBYRBRN2, SBYRBRN3, SBYRBRN4, SBYRBRN5,

SBYRBRN6, SBYRBRN7, SBYRBRN8, SBYRBRN9

XNORCSIZ

SIZE

SRCBELT

NOSMOKE

SMOKE, QUITSMK, SMOKECIG, CIGWEEK, EVSMOKE

STANDUP

MAKEFRND

SOCBAR

SOCFREND

SOCOMMUN

SOCPARS

SOCREL

SOCSIBS

HOSTHOME

EDUCOP

EQUAL3, EQUAL4, EQUAL7, PROFITS1, PROFITS2

CONWLTH, CONCLASS, CONJOBS, CONUNION,

CONURBAN, CONSOC, CONAGE, BOSSEMP

EQUAL1

EQUAL8, USCLASS2 USCLASS3, USCLASS4, USCLASS7

WLTHPOV

SUBJECTMNEMONICS

Government responsibility	
To reduce inequality	GOVEQINC
To meet basic needs	EQUAL4, USCLASS5
Social differences	USCLASS8
Social standing	
Depends on abilities, education	USCLASS3
Depends on class/family background	USCLASS1, USCLASS2
Depends on individual effort	USCLASS5
Depends on opportunities	USCLASS4, USCLASS7
Books in house at 16	BOOKS16
Subjective class composition of US	SOCTYPE1, SOCTYPE2
Subjective placement of others	UNSKLRNK, EXECRNK
Subjective placement of R	CLASS, CLASSY, RANK, RANK10 FAMRNK
Work incentives	EQUAL5, EQUAL6, USCLASS6
See also EQUALITY, INEQUALITY, OCCUPATION, SOCIAL MOBILITY	

Socialization, See CHILDREN

SOCIAL MOBILITY

Blacks overcoming prejudice	WRKWAYUP
Comparison of R's standard of living to parents' and children's	PARSOL, KIDSSOL
Explanations for	
Ability	EQUAL8, USCLASS3, OPABLE
Educated parents	OPPARED
Education	OPEDUC
Effort	USCLASS7, OPAMBIT, OPHRDWRK
Family background	USCLASS2, OPWLTH, OPKNOW
Individual effort does not matter	USCLASS4
Political connections	OPCLOUT
Political views	OPPOL
Race	OPRACE
Region	OPREGION
Religion	OPRELIG
R's open ended response	GETAHEAY
Sex	OPSEX
Possibility of in U.S.	EQUAL6, GOODLIFE
See also EQUALITY, OCCUPATION, OCCUPATIONAL PRESTIGE, SOCIAL CLASS, UNITED STATES, OPPORTUNITY	

SOCIAL NETWORKS

American Indians living in R's community, percentage	COMAMIND
Congregation	
Comfort in difficulty	CONGHLP2
Help in illness	CONGHLP1
Contacts, R's in a typical weekday	PEOCNTCT
Family members of R...	
Attend religious service regularly	ACQFMGO
Cohabitate and are women living with a man	ACQFMCOH
Conservative	ACQFMCON
Do not attend religious service	ACQFMNO

<u>SUBJECT</u>	<u>MNEMONICS</u>
Gay	ACQFMGAY
Liberal	ACQFMLIB
Named...	
Linda	ACQFMLIN
Mark	ACQFMMRK
Own second home	ACQFMHME
Prison	ACQFMPRI
Race...	
Asian	ACQFMASN
Black	ACQFMBLK
Hispanic	ACQFMHSP
White	ACQFMWHT
Unemployed	ACQFMUNE
Friends	FRINUM, FRIWORK, FRINEIGH, FRISEX, FRIVISIT, FRITIME, FRICALL
Influence, R's	YOUINFLU, HLPINFLU
Neighborhood acquaintances of R...	
Attend religious service regularly	ACQNHGO
Cohabitate and are women living with a man	ACQNHCOH
Conservative	ACQNHCON
Do not attend religious service	ACQNHNO
Gay	ACQNHGAY
Liberal	ACQNHLIB
Named...	
Linda	ACQNH LIN
Mark	ACQNHMRK
Own second home	ACQNH HME
Prison	ACQNH PRI
Race...	
Asian	ACQNHASN
Black	ACQNHBLK
Hispanic	ACQNH HSP
White	ACQNH WHT
Unemployed	ACQNHUNE
Persons from whom R seeks advice	NUMGIVEN, EQCLOSE, RCLOSE1, RCLOSE2, RCLOSE3, RCLOSE4, RCLOSE5, CLOSE12-45
Characteristics of (demographic)	SEX1, SEX2, SEX3, SEX4, SEX5, RACE1, RACE2, RACE3, RACE4, RACE5, EDUC1, EDUC2, EDUC3, EDUC4, EDUC5, AGE1, AGE2, AGE3, AGE4, AGE5, RELIG1, RELIG2, RELIG3, RELIG4, RELIG5, PARTYID1, PARTYID2, PARTYID3
Frequency of contact	TALKTO1, TALKTO2, TALKTO3, TALKTO4, TALKTO5
Length of association (years)	KNOWN1, KNOWN2, KNOWN3, KNOWN4, KNOWN5
Relationship to R	SPOUSE1, SPOUSE2, SPOUSE3, SPOUSE4, SPOUSE5, PARENT1, PARENT2, PARENT3, PARENT4, PARENT5, SIBLING1, SIBLING2, SIBLING3, SIBLING4, SIBLING5, CHILD1, CHILD2, CHILD3, CHILD4, CHILD5, OTHFAM1, OTHFAM2, OTHFAM3, OTHFAM4, OTHFAM5, COWORK1, COWORK2, COWORK3, COWORK4, COWORK5, MEMGRP1, MEMGRP2, MEMGRP3, MEMGRP4, MEMGRP5, NEIGHBR1, NEIGHBR2, NEIGHBR3, NEIGHBR4, NEIGHBR5, FRIEND1, FRIEND2, FRIEND3, FRIEND4, FRIEND5, ADVISOR1, ADVISOR2, ADVISOR3, ADVISOR4, ADVISOR5,

<u>SUBJECT</u>	<u>MNEMONICS</u>
Relationship to R (cont.)	OTHER1, OTHER2, OTHER3, OTHER4, OTHER5 GRPBOTH1, GRPBOTH2, GRPBOTH3, GRPBOTH4, GRPBOTH5 FRSTMET1, FRSTMET2, FRSTMET3, FRSTMET4, FRSTMET5 YRSKWN1, YRSKWN2, YRSKWN3, YRSKWN4, YRSKWN5 GRPSPTS, GRPOTHER TALKPOL, TALKPOL1, TALKPOL2, TALKPOL3 NUMGIV6PLUS
Persons with whom R. discusses politics	
Number of Names Mentioned	
Persons R is acquainted with...	
Attend religious service regularly	ACQGOATT, ACQATTND
Cohabitate and are women living with a man	ACQCOHAB
are Conservative	ACQCON
are Democrats	ACQDEMS
Do not attend religious service	ACQNOATT
are Gay	ACQGAY
Jobs are...	
Child care worker	ACQCHILD
Electrician	ACQELECS
Janitor	ACQJANS
Lawyer	ACQLAWS
Military personnel	ACQMILS
Police officer	ACQCOPS
Social worker	ACQSOCS
are Liberal	ACQLIB
Named...	
Brenda	ACQBRNDA
Jose	ACQJOSE
Karen	ACQKAREN
Keith	ACQKEITH
Kevin	ACQKEVIN
Linda	ACQLINDA
Maria	ACQMARIA
Mark	ACQMARK
Rachel	ACQRACHL
Shawn	ACQSHAWN
Own second home	ACQHOME
in Prison	ACQPRISN
of Race...	
Asian	ACQASIAN
Black	ACQBLACK
Hispanic	ACQHISP
Same as R	ACQMYRAC
White	ACQWHITE
are Republicans	ACQREPS
Unemployed	ACQUNEMP
Role in help with . . .	
Advice on decision	CHANGE1, CHANGE2
Depression	DOWN1, DOWN1A, DOWN2, DOWN2A
Difficult situation	CONGHLP2
Household tasks	CHORES1, CHORES2
Illness	SICK1, SICK1A, SICK2, SICK2A, CONGHLP1
Loan of money	BORROW1, BORROW1A, BORROW2, BORROW2A
Problem with spouse/partner	UPSET1, UPSET2
R's help to others	HELPHWRK, LENTTO, TALKEDTO, HELPJOB

<u>SUBJECT</u>	<u>MNEMONICS</u>
Too many demands	DEMANDS
Trust	
How many R trusts	FEWTRSTY
Will people exploit R	EXPLOIT
People R trusts who are...	
Child care workers	TRTCHILD
Church attendees	TRTGOATT, TRTATTND
Non-church attendees	TRTNOATT
Cohabiting and are women	TRTCOHAB
Democrats	TRTDEMS
Electricians	TRTELECS
Gay	TRTGAY
Janitors	TRTJANS
Lawyers	TRTLAWS
Military personnel	TRTMILS
Named...	
Brenda	TRTBRNDA
Jose	TRTJOSE
Karen	TRTKAREN
Keith	TRTKEITH
Kevin	TRTKEVIN
Linda	TRTLINDA
Maria	TRTMARIA
Mark	TRTMARK
Rachel	TRTRACHL
Shawn	TRTSHAWN
Owners of a second home	TRTHOME
Police officers	TRTCOPS
in Prison	TRTPRISN
of Race...	
Asian	TRTASIAN
Black	TRTBLACK
Hispanic	TRTHISP
Same as R	TRTMYRAC
White	TRTWHITE
Republicans	TRTREPS
Social workers	TRTSOCS
Strong conservatives	TRTCON
Strong liberals	TRTLIB
Unemployed	TRTUNEMP
Voluntary association acquaintances of R...	
Attend religious service regularly	ACQVAGO
Cohabitate and are women living with a man	ACQVACOH
are Conservative	ACQVACON
Do not attend religious service	ACQVANO
are Gay	ACQVAGAY
are Liberal	ACQVALIB
Named...	
Linda	ACQVALIN
Mark	ACQVAMRK
Own second home	ACQVAHME
in Prison	ACQVAPRI
of Race...	
Asian	ACQVAASN

SUBJECTMNEMONICS

Black	ACQVABLK
Hispanic	ACQVAHSP
White	ACQVAWHT
Unemployed	ACQVAUNE
Work acquaintances of R...	
Attend religious service regularly	ACQWKGO
Cohabitate and are women living with a man	ACQWKCOH
Conservative	ACQWKCON
Do not attend religious service	ACQWKNO
Gay	ACQWKGAY
Liberal	ACQWKLIB
Named...	
Linda	ACQWKLIN
Mark	ACQWKMRK
Own second home	ACQWKHME
in Prison	ACQWKPRI
of Race...	
Asian	ACQWKASN
Black	ACQWKBLK
Hispanic	ACQWKHSP
White	ACQWKWHT
Unemployed	ACQWKUNE
See also FAMILY CONTACT, FRIENDS, SOCIABILITY, RACE	

SOCIAL SECURITY

Comparison of present/future benefits	SOCSECRT
Opinion of social security system	SOCSECFX
Vs. mandatory retirement accounts	SOCSECNU
See also UNITED STATES, FEDERAL GOVERNMENT	

Social support, See SOCIAL NETWORKS

Socialists, See CIVIL LIBERTIES

Socioeconomic status, See SOCIAL CLASS

Sociopolitical participation, See POLITICAL,
VOLUNTARY ASSOCIATIONS

SOUTHERN WHITES

Characteristics ascribed to . . .	
Attitudes to welfare	FARESO
Attitudes to work	WORKSO
Influence of	INFLUSO
Intelligence of	INTLSO
Patriotism	PATRSO
Proneness to violence	VIOLSO
Wealth	WLTHSO
Living in neighborhood	LIVESO
Relative marrying	MARSO

Space, See UNITED STATES

SUBJECTMNEMONICS**SPENDING**

Cuts in	CUTGOVT
Defense	DEFSPDR, DEFSPDFG
General	CUTSPDR, CUTSPDFG
Priorities	
Big cities	NATCITY, NATCITYY, NATCITYZ
Crime and drugs	NATCRIME, NATDRUG, NATCRIMY, NATDRUGY, NATCRIMZ, NATDRUGZ, SPPOLICE
Education and childcare	NATEDUC, NATCHLD, NATEDUCY, NATEDUCZ, SPSCHOOL, CAREPROV, CARECOST
Environment	NATENVIR, NATENVIY, NATENVIZ, SPENVIRO
Foreign affairs	NATARMS, NATAID, NATARMSY, NATAIDY, NATARMSZ, NATAIDZ, SPARMS
Health	NATHEAL, NATHEALY, NATHEALZ, SPHLTH
Improving the conditions of blacks	NATRACE, NATRACEY, NATRACEZ
Science and culture	NATPARK, NATSCI, NATPARKZ, SPARTS
Social security and other govt benefits	NATFARE, NATSOC, NATFAREY, NATFAREZ, NATSOCZ, SPRETIRE, SPUNEMP, SPMENTL, SPNATDIS
Space exploration	NATSPAC, NATSPACY, NATSPACZ
Sports	GOVTSPRTS
Taxes and debt	TAXSPEND
Transportation	NATROAD, NATMASS, NATROADZ, NATMASSZ
Social Programs versus lower taxes or reducing the national deficit	TAXSPEND, CUTDEBT
See also FEDERAL GOVERNMENT, UNITED STATES, SPENDING CATEGORIES, TAXES	
Spirituality, See RELIGION	
SPLIT BALLOTS	
Abortion	ABDEFECT, ABNOMORE, ABHLTH, ABPOOR, ABRAPE, ABSINGLE, ABANY
AIDS	AIDSSCH, AIDSADS, AIDSHLTH, AIDSSXED, AIDSIDS, AIDSFARE
Alienation	ALIENAT1, ALIENAT2, ALIENAT3, ALIENAT4, ALIENAT5, ALIENAT6
Allow speech offensive to racial or religious groups	ETHSPKOK, ETHSPKNO
Anomia	ANOMIA1, ANOMIA2, ANOMIA3, ANOMIA4, ANOMIA5, ANOMIA6, ANOMIA7, ANOMIA8
Bible	BIBLE, BIBLEY
Blacks benefit at expense of whites	DISCAFF, COLAFF, DISCAFF, DISCAFFY
Confidence in leaders and institutions	CONFINAN, CONBUS, CONCLERG, CONEDUC, CONFED, CONLABOR, COMPRESS, CONMEDIC, CONTV, CONJUDGE, CONSCI, CONLEGIS, CONARMY, CONFINAY, CONBUSY, CONCLERY, CONEDUCY, CONFEDY, CONLABOY, CONPRESY, CONMEDIY, CONTVY, CONJUDGY, CONSCIY, CONLEGIY, CONARMYY
Countries	RUSSIA, JAPAN, ENGLAND, CANADA, BRAZIL, CHINA, ISRAEL, EGYPT
Courts	COURTS, COURTSY
Divorce laws	DIVLAW, DIVLAWY
Draft, military	DRAFT, DRAFTFE, DRAFTEM, DRAFTFEM, DRAFTCOL, DRAFTMAR, DRAFTPAR, DRAFTGAY, DRAFTCO, DRAFTDEF
Forbid/allow	FORBDCOM, FORBDRAC, FORBDMAR
Form	FORM
Happiness	HAPPY, HAPMAR, HAPPY7

<u>SUBJECT</u>	<u>MNEMONICS</u>
Images of God	
Creator	CREATOR
Contrast	
Creator or healer	CRTRHEAL
Friend or king	FRNDKING
Judge or lover	JUDGELUV
Master or spouse	MASTERSP
Mother or father	MAPA
Redeemer or liberator	RDEEMLIB
Father	FATHER
Friend	FRIEND
Healer	HEALER
King	KING
Judge	JUDGE
Liberator	LIBERATR
Lover	LOVER
Master	MASTER
Mother	MOTHER
Redeemer	REDEEMER
Spouse	SPOUSE
Income equalization	EQWLTH, EQWLTHY
Job values	JOBINC, JOBSEC, JOBHOUR, JOBPROMO, JOBMEANS, JOBKEEP, JOBPAY, JOBRISE, JOBHONOR, JOBOFF, JOBINTER, JOBINDEP, JOBRISP, JOBPPEOP, JOBHELP, JOBSOC, JOBACCOMP, JOBSAFE
Marijuana	GRASS, GRASSY
Multidimensional scales	GUNIMP, GUNINFO, GUNFIRM CRIMIMP, CRIMINFO, CRIMFIRM LAWIMP, LAWINFO, LAWFIRM RACIMP, RACINFO, RACFIRM, RACCARE, RACTHINK, RACWRITE, RACGIVE, RACJOIN FEIMP, FEINFO, FEFIRM, FECARE, FETHINK, FEWRITE, FEGIVE, FEJOIN ABPRO1, ABPRO2, ABPRO3, ABCON1, ABCON2, ABCON3, ABIMP, ABINFO, ABFIRM, ABCARE PORNIMP, PORNINFO, PORNFIRM ERAWHY1, ERAWHY2, ERAWHY3, ERAIMP, ERAINFO, ERAFIRM FESERVE, MESERVE, TAXSERVE OPRICH, OPPROF, OPFAMILY, COLOP POLVIEWS, POLVIEWY, POLVIEWX PRAYER, PRAYERI, PRAYERX POVZONE, POVSCHS, POVCOL, BLKZONE, BLKSCHS, BLKCOL MANNERS, SUCCESS, HONEST, CLEAN, JUDGMENT, CONTROL, ROLE, AMICABLE, OBEYS, RESPONSI, CONSIDER, INTEREST, STUDIOUS, MANNERSY, SUCCESSY, HONESTY, CLEANY, JUDGMENY, CONTROLY, ROLEY, AMICABLY, OBEYSY, RESPONSY, CONSIDY, INTERESY, STUDIOUY, SUCCESSZ, HONESTZ, CLEANZ, JUDGMENZ, CONTROLZ, ROLEZ, AMICABLZ, OBEYSZ, RESPONSZ, CONSIDYZ, INTERESZ, STUDIOUZ
National service	FESERVE, MESERVE, TAXSERVE
Opportunity	OPRICH, OPPROF, OPFAMILY, COLOP
Political ideology	POLVIEWS, POLVIEWY, POLVIEWX
Prayers in schools	PRAYER, PRAYERI, PRAYERX
Programs for Black Americans	POVZONE, POVSCHS, POVCOL, BLKZONE, BLKSCHS, BLKCOL
Qualities of children	MANNERS, SUCCESS, HONEST, CLEAN, JUDGMENT, CONTROL, ROLE, AMICABLE, OBEYS, RESPONSI, CONSIDER, INTEREST, STUDIOUS, MANNERSY, SUCCESSY, HONESTY, CLEANY, JUDGMENY, CONTROLY, ROLEY, AMICABLY, OBEYSY, RESPONSY, CONSIDY, INTERESY, STUDIOUY, SUCCESSZ, HONESTZ, CLEANZ, JUDGMENZ, CONTROLZ, ROLEZ, AMICABLZ, OBEYSZ, RESPONSZ, CONSIDYZ, INTERESZ, STUDIOUZ
Race relations	RACIMP, RACINFO, RACFIRM, RACCARE, RACTHINK, RACWRITE, RACGIVE, RACJOIN
Satisfaction	SATCITY, SATHOBBY, SATFAM, SATFRND, SATHEALT
Sex, frequency	SEXFREQ, SEXFREQ1, SEXFREQ2
Sex, partners	PARTNERS, PARTOPEN, PARTOPN5, PARTNRS5
Social class-subjective	CLASS, CLASSY, RANK

SUBJECT**MNEMONICS**

Spending priorities

NATSPAC, NATENVIR, NATHEAL, NATCITY, NATCRIME, NATDRUG, NATEDUC, NATRACE, NATARMS, NATAID, NATFARE, NATROAD, NATSOC, NATMASS, NATPARK, NATCHLD, NATSCI, NATENRGY, NATSPACY, NATENVIY, NATHEALY, NATCITYY, NATCRIMY, NATDRUGY, NATEDUCY, NATRACEY, NATARMSY, NATAIDY, NATFAREY, NATSPACZ, NATENVIZ, NATHEALZ, NATCITYZ, NATCRIMZ, NATEDUCZ, NATRACEZ, NATARMSZ, NATAIDZ, NATFAREZ, NATROADZ, NATSOCZ, NATMASSZ, NATPARKZ

Tax

TAX

Trust

TRUST, TRUSTY

U.S. war

USWAR, USWARY

Weights

FORMWT

Women in politics

FEPOL, FEPOLY

Women's rights

FEIMP, FEINFO, FEFIRM, FECARE, FETHINK, FEWRITE, FEGIVE, FEJOIN

X-rated film viewing

XMOVIE1

SPORTS

Develop character in children

SPRTSDEV

Enjoyment from physical activities

ENJYPHYS

Participation in sports

HUNTFISH, DOSPORTS, MEMSPORT

Pro-athletes giving thanks to God during sports events

GODSPORT

Proud of America's success in sports

AMSPORTS, PROUDSPT

Should the government spend more on sports?

GOVTSPRTS

Spectator of sports

ATTSPRTS, AUTORACE

Televised sports

See also LEISURE, UNITED STATES

Spouse, See MARITAL STATUS, COHABITATION, FAMILY, RELIGION, EDUCATION

SRC Belt Code, See RESIDENCE

Standard of living, See SOCIAL MOBILITY

Step-children, See CHILDREN, EDUCATION

Stigma, See MENTAL HEALTH

SUCCESS

Beliefs about

LFEGOD, LFEGENES, LFESOCTY, LFEHRDWK, LFECHNCE

In family/work

FAMLIFE, WORKLIFE, BALWKFAM

SUICIDE

Characteristics of suicides R knew

SUIWHO, SUISEX, SUIAGE, SUIRACE, SUIREG,

SUIWHO2, SUISEX2, SUIAGE2, SUIRAC2,

SUIREG2, SUIWHO3, SUISEX3, SUIAGE3,

SUIRAC3, SUIREG3

Number of suicides R knew

SUIKNEW

Suicide acceptable if . . .

Suicide doesn't want to live

SUICIDE4

Suicide has dishonored family

SUICIDE3

Suicide has gone bankrupt

SUICIDE2

Suicide has incurable disease

SUICIDE1

See also EUTHANASIA

SUBJECT**MNEMONICS**

Sunday school, See RELIGION

SURVEYS

Good purpose
True

POLLGOOD
POLLTRUE

TAXES

Increase own taxes for govt. spending

Level of business tax
Level of income taxes
Low taxes versus social program spending
Progressive income tax

SPENVIRO, SPHLTH, SPPOLICE, SPSCHOOL,
SPARMS, SPRETIRE, SPUNEMP, SPARTS
BUSTAX
TAX, INCTAX
TAXSPEND
PROGTAX, TAXRICH, TAXMID, TAXPOOR, TAXSHARE

TECHNOLOGY

Effect on work/jobs
How often R meets face-to-face with clients
Makes our lives better
New jobs created are better than R's
R interested in new technologies
See also COMPUTERS AND INTERNET

TECHJOBS, TECHWORK, AUTOMATN, AUTONOJB
MEETF2F1, MEETF2F2
BETTRLFE
NEWJOBS
INTTECH

Teens, See ADULT TRANSITIONS

TELEPHONE IN HOUSEHOLD

PHONE

TELEVISION VIEWING

Hours of TV per day
Recorded a TV show to watch later
Sports on TV
Types of TV shows R watches
Types of TV shows about polar region R watches
Polar ice melting
Polar bears
Ozone hole over Anarctic
Oil drilling in the Arctic
Native people in the Arctic
See also CHILDREN, RELIGION, MEDIA

TVHOURS
USEVCR

TVSHOWS, TVNEWS, TVPBS

TVMELTNG
TVBEARS
TVOZONE
TVOIL
TVINUIT

Temperatures, See POLITICAL, RELIGION

TERMINAL ILLNESS

End of life issues

Vignette
Options for terminal illness

Who trust to make decisions

TERMECON, TERMREL, TERMEMOT, TERMPAIN,
TERMPAY, TERMINAL, SUICIDE1
TERMVIG
RIGHTREF, NOTREAT, INSTRCTN, HOSPICE,
PAINMED, DOCSUI
TRUSTFAM, TRUSTDOC, TRUSTCRT

Thermometer, See POLITICAL, RELIGION

SUBJECTMNEMONICS**TERRORISM**

Actions R took in response to 9/11 attacks and their perceived effectiveness

Actions avoided or reduced

Air travel

DONE911F, EFF911F

National landmarks

DONE911M, EFF911M

Tall buildings

DONE911L, EFF911L

Travel by train

DONE911G, EFF911G

Travel to certain cities

DONE911K, EFF911K

Use of public transit

DONE911H, EFF911H

Actions taken

Changed mail handling procedures

DONE911I, EFF911I

Developed emergency plans

DONE911A, EFF911A

Duplicated important documents

DONE911E, EFF911E

Increased vigilance

DONE911J, EFF911J

Learned where to get more info on terrorism

DONE911D, EFF911D

Other actions taken to deal with terrorism

DONE911N, EFF911N, DONEELSE

Stockpiled supplies

DONE911B, EFF911B

R purchased things to make R safer

DONE911C, EFF911C

Government should keep anti-terror efforts secret

SECTERR

Terrorism by U.S. citizens is greater/lesser today

USTERROR

Terrorism by foreigners is greater/lesser today

FRTERROR

TIME

RUSHED, BORED, LNGTHINV

Tobacco, See SMOKING

Tolerance, See POLITICAL, RELIGION

Transitions to adulthood, See ADULT TRANSITIONS

TRANSPORTATION

Rhas reduced travel in response to 9/11 attacks (e.g. by air, train, public transit, to landmarks)

TRAVELUS

R's perceived effectiveness of reducing travel

DONE911F,G,H,K,M

See also SEAT BELTS

EFF911F,G,H,K

TRAUMA

Combined scale

TRATOT1, TRATOT5

Deaths

DEATH5, DEATH16

Divorces

DIVORCE5, DIVREL1, DIVREL4

Family and personal

FAMPER1, FAMPER2, FAMPER3, FAMPER4, FAMPER5

Finances

FINAN1, FINAN2, FINAN3, FINAN4, FINAN5, HRDSHP1

Housing

LIVE1, LIVE2, LIVE3, LIVE4

Illness, hospitalization, medical problems

HOSDIS5, HOSREL1, HOSREL4

HLTH1, HLTH2, HLTH3, HLTH4, HLTH5, HLTH6, HLTH7,

HLTH8, HLTH9, HLTH10, HLTH11

Law and crime

LAW1, LAW2, LAW3, LAW4, LAW5, LAW6, LAW7

Material hardships

HRDSHP1, HRDSHP2, HRDSHP3, HRDSHP4, HRDSHP5, HRDSHP6, HRDSHP7

Other

OTH1, OTH2, OTH3, OTH4, OTH5

Personal scale

TRAUMA1, TRAUMA5

Problems in last 12 months

PROB1, PROB2, PROB3, PROB4

Relatives scale

TRAREL1, TRAREL5

Sex abuse by clergy

OWNCLERG, CLSCLSEX

SUBJECT**MNEMONICS**

Unemployment

UNEMP5, UNREL1, UNREL4, OUTOFBIZ,
UNPEOPLE, UNMONEY, UNSLFCON, UNRESPCT,
UNFAMTEN, UNJOBEXP, UNBORED, UNDK,
WORK7, WORK9, WORK10

Work related problems

WORK1, WORK2, WORK3, WORK4, WORK5, WORK6, WORK7, WORK8, WORK9

See also DIVORCE, LIFE EVENTS,
UNEMPLOYMENT, VIOLENCE, PARENTSTrust, See ANOMIA, PEOPLE, RACE, SOCIAL
NETWORKS**UNEMPLOYMENT**

Automation due to computers

AUTOMATN, AUTONOJB

to Avoid...

R would accept job with new skills

NOUNEMP1

R would accept lower pay

NOUNEMP2

R would accept temporary employment

NOUNEMP3

R would travel longer

NOUNEMP4

Currently looking for work

LOOKJOB

Difficulty of finding work

FINDWORK

Likelihood of finding a job

GETJOB

Likelihood of R losing job in next year

LOSEJB12, JOBLOSE

Main source of economic support

ECONSUP

Problems caused by

UNPEOPLE, UNMONEY, UNSLFCON, UNRESPCT,
UNFAMTEN, UNJOBEXP, UNBORED, UNDK

R ever employed for more than 1 year

EVJOB

R ever unemployed, not looking for work

UNEMP

R ever unemployed, years not looking

UNEMP5, WOJOBYS

R unemployed

WOJOB

R's relatives unemployed

UNREL1, UNREL4

R's spouse unemployed

WORK7, WORK9

Sexual orientation, fired because of

LOSEJB5

Steps taken to find a job

Advertised for job in newspapers

ADFORJOB

Answered advertisements for jobs

WANTADS

Applied directly to employers

APPEMPS

Asked relatives, friends, or colleagues

ASKHELP

Registered at private employment agency

PRIAGNCY

Registered at public employment agency

PUBAGNCY

Trade increases and new vs. lost jobs

LOSTJOBS, MORETRDE, NEWJOBS

Unemployed and looking for work

WORK10

Want job, now or in future

WANTJOB2

When last job ended

YRJOBEND, LASTYRWK

Why last job ended

WHYJBEND, LEAVEJB, WHYLEAVE

Why last job abolished/R laid off

WHYJBCT1, WHYJBCT2, WHYJBCT3, WHYNOJB1, WHYNOJB2, WHYNOJB3,
WHYLOSESee also ECONOMY, EMPLOYMENT, JOB,
LABOR FORCE, OCCUPATION, STATUS,
TRAUMA United Nations, See UNITED STATES**UNITED STATES**

Agriculutre, R's interest in

INTFARM

Attitudes towards American identity and

AMCITIZN, AMSHAMED, BELIKEUS, AMBETTER

<u>SUBJECT</u>	<u>MNEMONICS</u>
international comparison	IFWRONG, AMSPORTS
Citizenship	CITIZEN, PARCIT, AMCITIZN
Contributions from different races, nationalities, religions	CONTENG, CONTITL, CONTCHN, CONTJEW CONTBLK, CONTMEX, CONTVN, CONTCUBA, CONTIRSH, CONTPR, CONTJPN, CONTMSLM
Criteria for being truly American	AMBORNIN, AMCIT, AMLIVED, AMENGLSH, AMCHRSTN, AMGOVT, AMFEEL, AMANCSTR
Culture issues	AMCULT, MINCULT, MELTPOT1, IMMCULT
Exposure to foreign cultures	FORCULT
Democracy's effectiveness	DEMWORKS, DEMTODAY, DEM10PST DEM10FUT, DEMRGHTS
Disarmament	LESSNUKE, NONUKE
English as official language in US	ENGOFFCL
Energy priorities	FUTENRGY
Entitlements for immigrants and undocumented aliens	IMMFARE, UNDOCWRK, UNDOCCOL, UNDOCKID
Environmental protection	AMPROGRN, USDOENUF
Feelings towards U.S.	USWORRY, USSAT, USFRUSTR, USENTHUS, USANGRY, USHOPEFL, USUPSET
Globalization	INTLINCS, FREETRDE
Guerilla war	GUERILLA
Immigration issues/attitudes	LETIN, LETIN1, IMMCRIME, IMMAMECO, IMMJOBS, IMMIDEAS, EXCLDIMM, TOPPROB1, TOPPROB2
Importance of being American	AMIMP, NOTAM
Interational issues, Rs interest in	INTINTL, TOPPROB1, TOPPROB2
International Relationships	IMPORTS, WRLDGOVT, FORLANG, AMOWNWAY, FORLAND, AMTV, DECSORGS, POWRORGS, CITWORLD
Involvement in United Nations	USUN
Involvement in war	USWAR, USWARY, LANDWAR
Involvement in world affairs	USINTL
Involvement in world war	USWARY
Mixed racial heritage, estimated percentages of people with	USMIXED
NAFTA	NAFTA1, NAFTA2, NAFTA2A, NAFTA3
National priorities	POSTMAT1, POSTMAT2
National Security	ASKFINAN, ASKCRIME, ASKDRUGS, ASKMENTL, ASKFORGN, ASKDRINK, ASKSEXOR, ASKFRBIZ, ASKFRTRV, ASKCOMP
Acceptability of government means to protect security	SECTECH, SECDOCS SECPRVCY
Government should maintain secrecy	TAKEARMS, LEAKINFO, SPYENEMY, SPYFRIEND
Priority of privacy vs. security issues	TAKETRCK, PUNARMS, PUNLEAK, PUNENMY
Punishment for breaches of security	PUNFRND, PUNTRCK COMSTEAL, COMDATA, COMSYS, COMSNOOP, COMEMAIL, COMPORN
Punishment for computer breaches of security	RPTCOWRK LIETEST, TESTDRUG, BUGGING, FINANQS,
Report coworkers violating secrecy	WOTRIAL
Security measures applied to those with	STOPRNDM
Terrorism, if suspected, government has right to...	TAPPHONE
Right to detain suspect without trial	CHKONJOB, CHKOTHER, COMPFIN, CHKTRAVL, EMAILWRK, EMAILHME, TAPWRK, TAPHME, SRCHWRK, CAMWRK
Right to stop people at random	
Right to tap phone lines	
TOP SECRET clearance	

SUBJECTMNEMONICS

Threats to security	USSPY, FORSPY, USTERROR, FRERROR, FORSTEAL, NUCLRWAR
Nuclear war	NUKEWAR, MORENUKE, LESSNUKE, NONUKE
Patriotism	PATRIOT1, PATRIOT2, PATRIOT3, PATRIOT4
Pride in America	AMPROUD, LESSPRD, AMPROUD1
Armed forces	PROUDMIL
Art and literature achievements	PROUDART
Athletic achievements	PROUDSPT
Democracy	PROUDEM
Economic achievements	PROUDECO
Fair and equal treatment	PROUDGRP
History	PROUDHIS
Political influence	PROUDPOL
Scientific and technological achievements	PROUDSCI
Social security system	PROUDSSS
Problems	NATSPAC, NATENVIR, NATHEAL, NATCITY, NATCRIME, NATDRUG, NATEDUC, NATRACE, NATARMS, NATAID, NATFARE, NATROAD, NATSOC, NATMASS, NATPARK, NATCHLD, NATSCI, NATENRGY, NATSPACY, NATENVIY, NATHEALY, NATCITYY, NATCRIMY, NATDRUGY, NATEDUCY, NATRACEY, NATARMSY, NATAIDY, NATFAREY, NATSPACZ, NATENVIZ, NATHEALZ, NATCITYZ, NATCRIMZ, NATEDUCZ, NATRACEZ, NATARMSZ, NATAIDZ, NATFAREZ, NATROADZ, NATSOCZ, NATMASSZ, NATPARKZ
Quality of life compared to other industrial nations	AMRANK
Racial/ethnic groups in US, estimated percentages of	USWHT, USBLK, USJEWS, USHISP, USASN, USAMIND
Racial/ethnic groups in US, expected population increases	WHTCHNG, BLKCHNG, JEWCHNG, HISPCHNG, ASNCHNG
Refugee allowances	REFUGEES
Satisfied with democracy in US	SATDEMOC
Shortcomings, US should acknowledge	SHORTCOM
Social rewards	REWRDEFF, REWRDINT, CORRUPT
Social Security	SOCSECT, SOCSECFX, SOCSECNU
Success	
Controlling unemployment	HELPEMP
Fighting crime	HELPCRIM
National security	HELPSEC
Protecting the environment	HELPENV
Providing health care to the sick	HELPHLTH
Standard of living for the old	HELPOLD
US Unity vs. split into distinct nations	ONENATN
See also BUSINESS, CONFIDENCE, COURTS, DEMONSTRATIONS, FEDERAL GOVERNMENT, FREEDOM, IMMIGRATION, LIFE EVENTS, MILITARY, POLITICAL, PROTEST, SPENDING, TERRORISM	
VALUES	
Independence	OPENMIND
Lifestyle priorities	IMPFINAN, IMPMAR, IMPKIDS, IMPGOD, IMPTHNGS, IMPCULTR, IMPJOB, IMPSELF
Others vs. self	AGAPE1, AGAPE2, AGAPE3, AGAPE4
R accepts people of other religions	
as political candidate of R's party	RELCAND
as spouse for R's relative	RELMARRY
U.S. united or divided on values?	UNITED
See also ENVIRONMENT, RELIGION	

SUBJECTMNEMONICS**VETERANS' AID**

VETAID

VETERAN STATUS

VETFAM, VETYEARS, VETKIND, MEMVET

Vignettes, See MENTAL HEALTH, HEALTH,
CHILDREN, GENETIC TESTING,
TERMINAL ILLNESS

VIOLENCE

Approve of man punching another man...

in some situations

victim is in a protest march

victim is drunk

victim hit the man's child

victim is beating a woman

victim broke into man's house

Approve of police striking a man...

in some situations

man swore at cop

man was being questioned as murder suspect

man was trying to escape custody

man was attacking cop with fists

Experienced hitting

Spanking

See also BURGLARY, CRIME, GUN,

LAW ENFORCEMENT, ROBBERY, TRAUMA

HITOK

HITMARCH

HITDRUNK

HITCHILD

HITBEATR

HITROBBR

POLHITOK

POLABUSE

POLMURDR

POLESCAP

POLATTAK

HIT, HITNUM, HITAGE

SPANKING

VOCABULARY TEST

WORDA, WORDB, WORDC, WORDD, WORDE, WORDF,
WORDG, WORDH, WORDI, WORDJ, WORDSUM, WORDTRY

See also REASONING ABILITIES

VOLUNTARY ASSOCIATIONS

Active in organizations

ACTFRAT, ACTSERV, ACTVET, ACTPOLIT, ACTUNION, ACTSPORT,
ACTYOUTH, ACTSCHL, ACTHOBBY, ACTGREEK, ACTNAT,
ACTFARM, ACTLIT, ACTPROF, ACTCHURH, ACTOTHER, MOSTACT
GRPPARTY, GRPWORK, GRPRELIG, MEMSERV, MEMYOUTH
MEMNAT, MEMLIT, MEMPROF

MEMSCHL, MEMHOBBY, MEMGREEK, MEMCHURH

MEMOTHR, TYPCHURH, CHURCHTX, NUMINFRM

MONHLTH, MONEDUC, MONRELIG, MONHUMAN, VOLMONTH

MONENVIR, MONPUB, MONREC, MONART,

MONWORK, MONPOL, MONYOUTH, MONFOUND,

MONINTL, MONINFRM, MONOTH, MEMYOUTH

MEMSCHL, VOLMONTH

HRSHLTH, HRSEUDC, HRSRELIG, HRSHUMAN,

HRSENVIR, HRSPUB, HRSREC, HRSART,

HRSWORK, HRSPOL, HRSYOUTH, HRSFOUND,

HRSINTL, HRSINFRM, HRSOTH

VOLACTYR, VOLACTY2

VOLARTS

CAREGRP

MEMFRAT, MEMSERV, MEMVET, MEMPOLIT,

MEMUNION, MEMSPORT, MEMYOUTH, MEMSCHL,

Done volunteer work in last month

Hours worked in last month

Done volunteer work in last year

Done arts volunteer work in last year

Degree of commitment to organization

Involvement in organizations by type

<u>SUBJECT</u>	<u>MNEMONICS</u>
Involvement in organizations by type (cont.)	MEMHOBBY, MEMGREEK, MEMNAT, MEMFARM, MEMLIT, MEMPROF, MEMCHURH, MEMOTHER, MEMNUM, CHURHGRP, VOLHLTH, VOLEDUC, VOLRELIG, VOLHUMAN, VOLENVIR, VOLPUB, VOLREC, VOLART, VOLWORK, VOLPOL, PARTPOL, VOLYOUTH, VOLFOUND, VOLINTL, VOLINFRM, VOLOTH, GRPPOL, GRPUNION, GRPCHURH, GRPSPORT, GRPCHRTY, GRPNEI, GRPOTH, MEMSERV, MEMUNION, MEMSPORT, MEMYOUTH, MEMSCHL, MEMHOBBY, MEMGREEK, MEMNAT, MEMLIT, MEMPROF, MEMCHURH, MEMOTHR
Organizations (by type)	SOLFRAT, SOLSERV, SOLVET, SOLPOLIT, SOLUNION, SOLSPORT, SOLYOUTH, SOLSCHL, SOLHOBBY, SOLGREEK, SOLNAT, SOLFARM, SOLLIT, SOLPROF, SOLCHURH, SOLOTHER, INFRMGRP, TYPFRAT, TYPSEV, TYPVET, TYPPOLIT, TYPUNION, TYPSPORT, TYPYOUTH, TYP SCHL, TYPHOBBY, TYPGREEK, TYPNAT, TYPFARM, TYPLIT, TYPPROF, TYPCHURH, TYPOTHER, TYPINFRM, NUMFRAT, NUMSERV, NUMVET, NUMPOLIT, NUMUNION, NUMSPORT, NUMYOUTH, MEMSERV, MEMUNION, MEMSPORT, MEMYOUTH, MEMSCHL, MEMHOBBY, MEMGREEK, MEMNAT, MEMLIT, MEMPROF, MEMCHURH, MEMOTHR, TYPCHURH, CHURCHTX, NUMINFRM
Number a member of (by type)	NUMSCHL, NUMHOBBY, NUMGREEK, NUMNAT, NUMFARM, NUMLIT, NUMPROF, NUMCHURH, NUMOTHER, NUMINFRM
Years a member of (by type)	YRFRAT1, YRFRAT2, YRFRAT3, YRFRAT4, YRSERV1, YRSERV2, YRSERV3, YRSERV4, YRSERV5, YRSERV6, YRSERV7, YRSERV8, YRVET1, YRVET2, YRVET3, YRVET4, YRVET5, YRPOLIT1, YRPOLIT2, YRPOLIT3, YRUNION1, YRUNION2, YRUNION3, YRUNION4, YRSPT1, YRSPT2, YRSPT3, YRSPT4, YRSPT5, YRSPT6, YRYOUTH1, YRYOUTH2, YRYOUTH3, YRYOUTH4, YRYOUTH5, YRSCHL1, YRSCHL2, YRSCHL3, YRSCHL4, YRHOBBY1, YRHOBBY2, YRHOBBY3, YRGREEK1, YRGREEK2, YRGREEK3, YRNAT1, YRNAT2, YRNAT3, YRFARM1, YRFARM2, YRFARM3, YRLIT1, YRLIT2, YRLIT3, YRLIT4, YRPROF1, YRPROF2, YRPROF3, YRPROF4, YRPROF5, YRPROF6, YRCHURH1, YRCHURH2, YRCHURH3, YRCHURH4, YRCHURH5, YRCHURH6, YROTHER1, YROTHER2, YROTHER3, YROTHER4, YROTHER5, YRINFRM1, YRINFRM2, YRINFRM3, YRINFRM4, YRINFRM5
R activities in organization	SERVEGRP, LEADGRP, GIVEGRP, ATTNDGRP, WRITEGRP, LOBBYGRP, MTFRAT1, MTFRAT2, MTFRAT3, MTFRAT4

<u>SUBJECT</u>	<u>MNEMONICS</u>
R activities in organization (cont.)	MTSERV1, MTSERV2, MTSERV3, MTSERV4, MTSERV5, MTSERV6, MTSERV7, MTSERV8, MTVET1, MTVET2, MTVET3, MTVET4, MTVET5 MTPOLIT1, MTPOLIT2, MTPOLIT3, MTUNION1, MTUNION2, MTUNION3, MTUNION4 MTSPORT1, MTSPORT2, MTSPORT3, MTSPORT4, MTSPORT5, MTSPORT6 MTYOUTH1, MTYOUTH2, MTYOUTH3, MTYOUTH4, MTYOUTH5 MTSCHL1, MTSCHL2, MTSCHL3, MTSCHL4 MTHOBBY1, MTHOBBY2, MTHOBBY3 MTGREEK1, MTGREEK2, MTGREEK3 MTNAT1, MTNAT2, MTNAT3 MTFARM1, MTFARM2, MTFARM3 MTLIT1, MTLIT2, MTLIT3, MTLIT4 MTPROF1, MTPROF2, MTPROF3, MTPROF4, MTPROF5, MTPROF6 MTCHURH1, MTCHURH2, MTCHURH3, MTCHURH4, MTCHURH5, MTCHURH6 MTOTHER1, MTOTHER2, MTOTHER3, MTOTHER4, MTOTHER5, MTOTHER6 MTINFRM1, MTINFRM2, MTINFRM3, MTINFRM4, MTINFRM5, MEMFRAT, MEMSERV
R's friends in voluntary associations (social network)	BTHGRP2A, BTHGRP2B, BTHGRP2C, BTHGRP2D, BTHGRP2E, BTHGRP22F, BTHGRP3A, BTHGRP3B, BTHGRP3C, BTHGRP3D, BTHGRP3E, BTHGRP33F, BTHGRP4A, BTHGRP4B, BTHGRP4C, BTHGRP4D, BTHGRP4E, BTHGRP44F, BTHGRP5A, BTHGRP5B, BTHGRP5C, BTHGRP5D, BTHGRP5E, BTHGRP55F, FRSTGRP1, FRSTGRP2, FRSTGRP3, FRSTGRP4, FRSTGRP5, WHOELSE1, WHOELSE2, WHOELSE3, WHOELSE4, WHOELSE5, WHOELSE6
Voluntary contributions of money/property in last year	GIVHLTH, GIVEDUC, GIVRELIG, GIVHUMAN, GIVENVIR, GIVPUB, GIVREC, GIVART, GIVWORK, GIVPOL, GIVYOUTH, GIVFOUND, GIVINTL, GIVINFRM, GIVOTH, GIVECONG, GIVEREL, GIVEOTH, GIVEARTS
Total value of monetary/property contributions contributions	TOTHLTH, TOTEDUC, TOTRELIG, TOTHUMAN, TOTENVIR, TOTPUB, TOTREC, TOTART, TOTWORK, TOTPOL, TOTYOUTH, TOTFOUND, TOTINTL, TOTINFRM, TOTOTH
Total value of property contributions alone	VALHLTH, VALEDUC, VALRELIG, VALHUMAN, VALENVIR, VALPUB, VALREC, VALART, VALWORK, VALPOL, VALYOUTH, VALFOUND, VALINTL, VALINFRM, VALOTH
Volunteer work	
Charitable activities	VOLWKCHR, MEMYOUTH
Other activities	VOLWKOTH, MEMSERV, MEMOTHR
Political activities	VOLWKPOL, PARTPOL, MEMPOLIT
Religious activities	VOLWKREL
See also RELIGION	
Voting, See POLITICAL, CITIZENSHIP	
WAGE/PRICE CONTROLS	SETWAGE, SETPRICE, PRICECON
War, See FOREIGN AFFAIRS, UNITED STATES	
Wealth, See INCOME	
Weapons, See GUN, DISARMAMENT	

SUBJECT**MNEMONICS****WEEKS WORKED**

By R in the past year

See also HOURS WORKED, EMPLOYMENT,
LABOR FORCE STATUS, WORK

WEEKSWRK

Weight, See SAMPLE, HEALTH

WELFARE

Attitudes on

Government help to poor

R receives/received public aid?

Workfare

See also ASIANS, BLACKS, HISPANICS, INCOME,
POVERTY, RACE, SOUTHERN WHITES,
UNITED STATES, ECONOMY, SPENDING,
IMMIGRATION

WELFARE1, WELFARE2, WELFARE3, WELFARE4, WELFARE5, WELFARE6

GOVJOBS, GOVLESS, GOVUNEMP

GOVAID, GETAID

WORKFARE, LESSFARE

WHITES

Characteristics ascribed to...

Attitudes to welfare

Attitudes to work

Commitment to fair and equal treatment of all groups

Commitment to family

Influence of

Intelligence of

Patriotism of

Proneness to violence

Wealth of

Different from other ethnic groups

Estimated percentage in local community

Estimated percentage in US

Feel close to whites

Feel warm/cool toward . . .

Know any. . .

Feel close to

How know (school, community, related work)

Number of Whites R knows...

at work

in family

in general

in neighborhood

through voluntary organizations

Number if Whites R trusts

Living in neighborhood

Population will grow

Relative marrying

See also ETHNICITY, RACE

FAREWHTS

WORKWHTS

FAIRWHTS

FAMWHTS

INFLUWHT

INTLWHTS

PATRWHTS

VIOLWHTS

WLTHWHTS

WHTSDIFF

COMWHT

USWHT

CLOSEWHT

FEELWHTS

KNWWHT

WHTCLS

WHTSCHL, WHTCOM, WHTREL, WHTWRK

ACQWKWHT

ACQFMWHT

ACQWHITE

ACQNHWHT

ACQVAWHT

TRTWHITE

LIVENO, LIVEWHTS

WHTCHNG

MARNO, MARWHT

WIRETAPPING

WIRTAP, CRIMTAP, MANTAP, BUGGING

WOMENBenefits/Hurts from traditional household
arrangement

WOMENBEN, WOMENHRT

SUBJECTMNEMONICS

Feminism	FEMINIST
Effects on people's lives	HMEMAKER, WRKCLASS, MANPROF, MEN, CHILDREN, YOURSELF
Feminist groups	FEGAINS
Feminist news	FENEWS
Government help	FEHLPBUS, FEHLPCOL, FEHLPJOB
Housewives	HOMEKID, HOUSEWRK
Influence	FEINFLU
In politics	FEHOME, FEPOL, FEPOLY
Job promotions	SEXPROMO, FEJOBFAFF, FEHIRE
Affirmative action	FEJOBFAFF, DISCAFFM, DISCAFFW
Married women's pay vs. husbands'	SEXPROMO, FEJOBFAFF, FEHIRE
Married women and husbands' career	FEWORK, FECHLD, FEFAM, FEBEAR, FEWORKIF, HUBBYWK1, MRMOM
Minister	FEPRIEST, FECLERGY
Opportunities, college, jobs, income	FECOLOP, FEJOBOP, OPSEX
Partner's pay relative to R	EARNMORE
President	FEPRES
Reasons why women are more likely than men to take care of children	FEKIDS1, FEKIDS2, FEKIDS3, FEKIDS4, FEKIDS5
Saliency of women's rights issues	FEIMP, FEINFO, FEFIRM, SALFERGT
Sex role scale items	FECHLD, FEHELP, FEPRESCH, FEFAM, FEBEAR
Stay at home	FEHOME, WRKNOKID, WRKBABY, WRKSCH
Who decides about having children	MEBEAR, FEBEAR
Women's rights	
Concern about	FECARE
Firmness of opinion on	FEFIRM
Importance to R	FEIMP
R's information about	FEINFO
Working	FEWORK, FEWORKIF, FEJOBIND, TWOINCS, HUBBYWRK, ILIKEJOB, FEWRKSUP, TWOINCS1
Hiring preferences	FEHIRE
Reasons for pay differences with men	FELESS1, FELESS2, FELESS3
Working women and children	FECHLD, FEPRESCH, MAWRKWRM, KIDSUFFR, FAMSUFFR, HAPIFWRK, HOMEKID, HOUSEWRK, WRKNOKID, WRKBABY, WRKSCH, WRKGROWN, MEOVRWRK, MEHHWORK, MEKDCARE, FEWKNOKD, RWRKNOKD, RWRKBABY, RWRKSCH, RWRKGRWN
See also EQUAL RIGHTS AMENDMENT, FAMILY, MARRIAGE, MILITARY, PARENTS, RAPE, SEX	

Women's health, see ABORTION, BIRTH CONTROL

WORK

Absence	ABSENT
Attitudes	
Dedication/Pride in job	HELPOG1, PRIDEORG, CHNGWORK, STAYORG3
Effort at work	PROUDWRK
Balancing work and family	IWRKHARD, WRKWELL, WRKMUCH, PHYEFFRT
Commuting	BALWKFAM, TIREDHME, JOBVSFAM, TIREDWRK
Company stock R bought	COMMUTE
Criteria for layoffs	BUYVALUE
Conflict with family	LAYOFFS
	REFPROMO, REFMORWK, REFHXHOUR, WORKLESS, NOATHOME, NONURSE, NOHMEWRK

<u>SUBJECT</u>	<u>MNEMONICS</u>
Currently working	WORKNOW
Currently working for pay	CURWKPAY
Defined benefit pension plan	DEFPENSN
Determinants of pay for the same kind of work	PAYDOJOB, PAYFAM, PAYEDUC, PAYTIME
Discrimination	WKAGEISM, WKRACISM, WKSEXISM
Employee stock ownership plan	ESOP
Experienced sexual harassment	SEXHAR, WKHARSEX, WKHAROTH
Family at work	WKFAMBIZ
Family life	SELFEMP2
Engineering	ENGDA, ENGSON, ENGRES, ENGDO, ENGLONE, ENGDGR,
Get ahead	GETAHEAD, GETAHEAY
Important characteristics of job	
Income	JOBINC, JOBPAY, HIINC
Job security	JOBKEEP, JOBSEC, SECJOB
Short hours	JOBHOUR, LEISURE
Opportunity for advancement	JOBPROMO, JOBRISE, PROMOTN
Sense of accomplishment	JOBMEANS
Prestige	JOBHONOR
Flexible hours	FLEXTIME, FLEXHRS
Time off to new parents	PARLEAVE
Interesting work	INTJOB
Independence	WRKINDP
Helping others	HLPOTHS
Social usefulness	HLPSOC
Job market	JOBFIND, JOBFIND1
Likelihood of changing jobs	TRYNEWJB
R's job	
Annual wages higher or lower than average	COMPWAGE
Compensation, other (2005)	OPS2005, EXTR2005
Contacted outside of work	WKCONTACT
Denied raise	DENYRAIS
Discrimination due to sexual orientation	NEGJOB5
Electronic harassment	EHARASWK
Harassment by job supervisors	HARSEXJB, SPVTRFAIR
Harassment due to sexual orientation	EVHARJB, HARJOB5
Hours worked	HRS1, HRS2
Ignored	IGNORWK
Job responsibilities	JOBCNTRL, WRKINDEP, LOTTOSAY, IDECIDE, AUTOMATN, AUTONOJB, MONITRED, OFFSUP, YOUSUP, SUPOTHR, LEVELS, TOTSUP, SUPDUTY1, SUPDUTY2, SUPDUTY3, SUPDUTY4, SUPDUTY5, SUPDUTY6, SUPDUTY7, OTHDUTY1, OTHDUTY2, OTHDUTY3, OTHDUTY4, OTHDUTY5, OTHDUTY6, OTHDUTY7, ORGMONEY, TOTMONEY, YOU MONEY
Jokes	JOKESWK
Last month worked	LASTWKMO
Last year worked	LASTWKYR
Lying	LIEDCWKR
Meeting face-to-face with clients/co-workers	MEETF2F1, MEETF2F2
New jobs created are better than R's	NEWJOBS
Number of employees at organization	NUMORG
Overtime	MOREDAYS, MUSTWORK
Private/not-for-profit/government job	WORKFOR, WORKFOR1

<u>SUBJECT</u>	<u>MNEMONICS</u>
Response	WKRSPNS
Rudeness	RUDEWK
Rumors	RUMORWK
Salaried or hourly	WAYPAID
Satisfaction	SATJOB, JOBSAT, SATJOB7
Schedule	WRKSCHED, CHNGTIME
Control over	SETHOURS, CHNGTIME, FAMWKOFF, CHNGTIME
Preferred	WANTJOB1
Respondent	WEEKSWRK, WORKDY, WORKHR
Sexual orientation, how many co-workers know	TOLDWORK
Source of workplace violence	WKBHVRS
Supervisory status	WKSUB, WKSUBS, WKSUP, WKSUPS, JOBJUDGE, QUANTITY, QUALITY, SUPERVIS, SUPNUM
Team involvement	TALKTEAM, EMPINPUT, SLFMANGD
Temporary/contract/permanent job	WKTENURE
Training, formal	EMPTRAIN, SKLTRAIN
Weeks worked in past year	WEEKSWRK
Work at home	WRKHOME, WHYWKHME
Years at current job	YEARSJOB
Reasons for pay differences between the sexes	FELESS1, FELESS2, FELESS3
Role of work in life	IMPJOB, WRKEARN, WRKENJOY, WRKIMP
Scientific	FARMING, JOURNLSM, ACCNTSCI, FIREFTNG, MARRCOUN, MEDTREAT, ARCHITCT, LAWENFRC, ENGNRING, SLSMNSHP, CMPRGMNG, FINLCOUN
Scientists	SCIENTRE, SCIENTWK, SCIENTMO, SCIENTBR
Security	JOBLOSE
Self-employed vs. employees	SELFEMP1
Importance of trade unions for	UNJOBSEC
Self-employment	
Child of R.'s	KDWRKSLF
Father	PAWRKSLF
Mother	MAWRKSLF
Respondent	WRKSLF, EMPSELF
First job	WRKSLFST
Sibling	SBWRKSLF
Skills	
Developed through education	EDCSKILL
Developed through work experience	JOBSKILL, RIMPSKLS
Used in present job	USESKILL
Spouse	SPWRKSLF, SPDAYS, SPHOUR
Current spouse's parent	SPHEDSLF
Success in work life	WORKLIFE
Technology's effect on work/jobs	TECHJOBS, TECHWORK
Time and stress	TIMEHOME, STRSSHME, TIMEWORK, STRSSWRK, STRREDPG, STRESS12, FAMVSWRK, JOBVSFA1, FAMVSWK1, WKCONCT, TALKSVPS, EFFCTSUP
Unions, improvement of working conditions	UNBETTER
Wealth, R's total	WEALTH
Where R works	PLACEWRK
Work and children	WKKIDSCL, WKYNGSCL, WKKIDSCS, WKYNGSCS
Work if rich	RICHWORK
Work status of spouse during various stages of family life	SPWKNOKD, SPWKBABY, SPWRKSCH, SPWKGRWN

SUBJECT**MNEMONICS**

See also CONFIDENCE, DEMONSTRATIONS,
 D.O.T. CODES, EMPLOYMENT,
 HOURS WORKED, JOB, LABOR FORCE STATUS,
 OCCUPATION, OCCUPATIONAL PRESTIGE,
 OPPORTUNITY, LABOR UNIONS, WOMEN,
 MILITARY

WORLD EVENTS

Most important

MOSTIMP1, MOSTIMP2, MOSTIMP3, MOSTIMP4

WORLD VIEW

World and human nature

WORLD1, WORLD2, WORLD3, WORLD4, WORLD5, WORLD6, WORLD7

Course of our lives decided by God

PREDETER

God exists and concerned with people personally

THEISM

Life meaningful because God exists

GODMEANS

Life serves no purpose

NIHILISM

Make own fate

OWNFATE

People can do little to change course of lives

FATALISM

Provide meaning for own life

EGOMEANS

See also RELIGION

World War, See UNITED STATES

World Wide Web, See COMPUTERS AND INTERNET

Zodiac, See ASTROLOGICAL SIGN
